

Algorithmic reconstruction of discrete dynamics

François Doré^a, Enrico Formenti^a, Antonio E. Porreca^b, Sara Riva^a

^a *Université Côte d'Azur, CNRS, I3S, France*

^b *Université Publique, France*

Abstract

Functional graphs (FG) allow to model under graph structures the behavior of functions from a discrete set to itself. These functions are used to study real complex phenomena evolving in time. As the systems studied can be large, it can be interesting to decompose and factorise them into several sub-graphs acting together. Polynomial equations over functional graphs can help to define in a formal way this decomposition and factorisation mechanism, and solving them validates or invalidates hypotheses on their decomposability. The current solution method breaks down the main equation in a series of basic equations of the form $A \times X = B$, with A , X , and B being FG, but they focus only on the cyclic nodes without taking into account the transient one. In this work, we propose an algorithm which solves these basic equations including also this behavior for FG. We exploit a connection with the cancellation problem over the direct product of digraphs to introduce a first upper bound to the number of solutions for these equations. Then, we introduce a polynomial algorithm able to give some information about the dynamics of all the solutions, and a second exponential version able to concretely find all solutions X for a basic equation. The goal is to make a step forward in the analysis of finite but complex functions such as those used in biological regulatory networks or in systems biology.

Keywords: Functional Graph, Transient Dynamics, Graph Direct Product

1. Introduction

Functional graphs (FG) are directed graphs where every node has only one outgoing arc. They correspond to permutations or map models, from a phase space with a finite number of points to itself. They exhibit deterministic finite dynamics and are, in fact, structurally equivalent to well known models called Discrete-time Dynamical Systems. Since their set of nodes is finite, each state is *ultimately periodic* *i.e.* each long enough path originating in a state will eventually run into a cycle. In literature, it is well known that these graphs are characterised by a finite number of components with just one cycle. Then, the nodes can be classified as *cyclic* if they belong to a cycle, or *transient* otherwise.

From a mathematical point of view, FG are a simple model, but they find important applications in the modelling of many real-world phenomena, namely, Boolean automata networks, genetic regulatory networks, cellular automata, and many others [15, 2, 1]. In the literature, there are different studies for each one of the above-mentioned equivalent models. An important research direction has been to study the expected number of components of a random mapping function. This question has been opened by Metropolis and Ulam in 1953 [12] and answered by Kruskal one year later [10]. Since then, a lot of research has been made to study the number of cycles, trajectories, and the number and the dimension of the components of random generated FG [14]. Considering these graphs, the components are a decomposition of the set of nodes in disjoint minimal non-empty invariant sets (*i.e.* $f^{-1}(V) = V$). Given this important aspect, Katz studied the probability that a random mapping is indecomposable (*i.e.* the graph has just one component) [9]. As the last example, Romero and Zertuche introduced explicit formulae for the statistical distribution of the

Email address: sara.riva@univ-cotedazur.fr (Sara Riva)

number of attractors of the system [13]. Cycles of FG represent the asymptotic behavior of the dynamics and they are often called attractors for this reason. They are particularly important, for example, when the dynamics modelled in a FG arise from biological applications. The idea of trying to understand whether a deterministic discrete dynamic is decomposable and/or factorisable into smaller dynamics is a problem also studied in the world of discrete dynamic systems (DDS). A research direction, developed recently, tries to split a FG (*i.e.* DDS) into simpler ones by adopting a suitable algebraic approach. Indeed, it has been proved that DDS equipped with sum (*i.e.* disjoint union of components) and product operations (*i.e.* direct product of graphs) forms a commutative semiring [3, 16]. Thanks to this algebraic setting, one can write polynomial equations in which coefficients and unknowns are FG. Then, to simplify a certain FG (or to model an hypothesis about the decomposability of a FG), one needs to solve a polynomial equation having the FG as its constant right-hand side. If a solution exists, it can be combined with the coefficients of the equation to obtain the original dynamics through smaller FG. To solve these equations, one needs to be able to solve a finite number of basic linear equations of the form $A \times X = B$, where A and B are known FG and X is unknown [4]. To the best of our knowledge, a technique has been introduced to solve these equations, and more general ones, just over DDS without transient states [4, 5]. For this reason, this work aims to study equations $A \times X = B$ over arbitrary connected FG A , X , and B including transient states. The idea is to exploit the connection with the classical *cancellation problem* on graphs which aims at establishing under which conditions the isomorphism of $A \diamond X$ and $A \diamond Y$ implies that X and Y are isomorphic, for a graph product \diamond [8]. The cancellation problem has been investigated over Cartesian, strong, and direct products over different classes of graphs (oriented and not oriented, as well as, admitting self-loops or not) [11, 7, 8]. From the literature, we know that cancellation holds, under certain conditions, for the Cartesian and the strong products (over graphs and digraphs), but it can fail for the direct product. Moreover, it is known that this problem is more challenging over digraphs than over graphs. Some questions are still open concerning the cancellation problem for the direct product over digraphs. Some works have been done to characterise *zero divisors* (digraphs for which the cancellation fails), or to find all digraphs Y such that $A \times X = A \times Y$, with A and X fixed [6]. All these works have been done considering generic digraphs. In this work, we want to benefit from the fact that the DDS considered are connected digraphs with outgoing degree one.

We show that cancellation holds over structures suitable for modelling FG, namely infinite in-trees (Theorem 3.3). This will allow us to prove an upper-bound for the number of solutions of basic linear equations (Theorem 3.4). This result is important since it allows us to conceive a polynomial time algorithm (Sec. 3.3) which 1) provides precise constraints on potential solutions 2) discards impossible equations when it is not possible to determine those constraints. The ideas and results of the first algorithm are improved and extended to obtain a second one which provides all X of basic equations (Sec. 3.4) in exponential time. Finally, the performances of the second algorithm are evaluated through experiments.

2. Functional Digraphs

A digraph $G = (V, E)$ is *functional* if and only if each node $v \in V$ has exactly one outgoing edge. In other words, a digraph is a graphical representations of a function from V to itself (*i.e.* an *endofunction*). A fundamental property of functional digraphs is that each connected component (or more precisely *weakly connected component*) has exactly one cycle. For any functional digraph G let L_G be the number of its connected components.

A vertex $v \in V$ is a **cyclic node** of G if there exists an integer $p > 0$ such that $f^p(v) = v$. The smallest such p is called the *feedback* of v . A *cycle* (of length p) of G is any set $\mathcal{C} = \{v, f(v), \dots, f^{p-1}(v)\}$ where $v \in V$ is a cyclic point of feedback p .

Given a cycle \mathcal{C} and a node $v \notin \mathcal{C}$, if h is the smallest natural number such that $f^h(v) \in \mathcal{C}$, we call the set $\{v, f(v), \dots, f^{h-1}(v)\}$ a **transient of length h** and its points **transient nodes**. Then, h is called the *depth* of v .

The orbit of any nodes thus consists of at most two disjoint parts: its transient and a cycle. Clearly, if we denote by \mathcal{P} the set of cyclic vertices and \mathcal{T} the set of transient ones of G , we have $\mathcal{T} \cup \mathcal{P} = V$.

Each component $G_j = (V_j, E_j)$ with $j \in \{1, \dots, L_G\}$ has one cycle \mathcal{C}_j and $V_j = \mathcal{T}_j \cup \mathcal{C}_j$. The transient nodes \mathcal{T}_j of a component j are the nodes $v \in \mathcal{T}$ such that $f^h(v) \in \mathcal{C}_j$ for some $h > 0$.

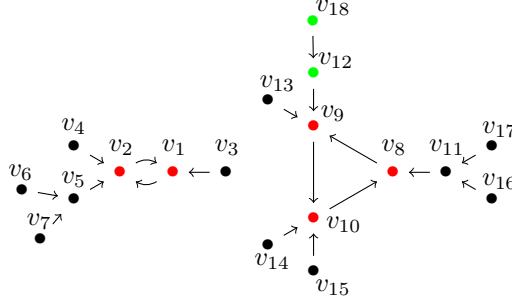


Figure 1: A functional graph G with two cycles and some transient nodes connected to both cycles. We have $G = (V, f)$ with $V = \mathcal{P} \cup \mathcal{T}$, $\mathcal{P} = \mathcal{C}_1 \cup \mathcal{C}_2 = \{v_1, v_2\} \cup \{v_8, v_9, v_{10}\}$ and $\mathcal{T} = \mathcal{T}_1 \cup \mathcal{T}_2 = \{v_3, v_4, v_5, v_6, v_7\} \cup \{v_{11}, v_{12}, v_{13}, v_{14}, v_{15}, v_{16}, v_{17}, v_{18}\}$. As an example of a transient, we can consider green nodes. Node v_{18} is contained in transient $\{v_{18}, v_{12}\}$ of length 2.

We consider two algebraic operations over FG. The *sum* which is the disjoint union of the components of two graphs, and the *product* of FG which is the directed product (denoted as \times) of the graphs.

Definition 2.1 (Direct product of digraphs). Given two FG $G = (V, E)$ and $G' = (V', E')$, their product $G \times G'$ is a digraph where the set of nodes is $V \times V'$ and the set of edges is $\{((v, v'), (u, u')) \mid (v, u) \in E \wedge (v', u') \in E'\}$.

The graph obtained from the direct product corresponds to the representation of the function $(f \times f')$, with f and f' the functions of G and G' , and defined as $(f \times f')(v, u) = (f(v), f'(u))$ for all $(v, u) \in V \times V'$.

A known property [4, 8] of this operation is that two connected functional graphs with cycle lengths respectively $|\mathcal{C}|$ and $|\mathcal{C}'|$ will generate a graph with $\gcd(|\mathcal{C}|, |\mathcal{C}'|)$ components with cycles of length $\text{lcm}(|\mathcal{C}|, |\mathcal{C}'|)$, where $|S|$ denotes the cardinality of the set S . Remark that the result of a direct product is connected iff the $|\mathcal{C}|$ and $|\mathcal{C}'|$ are coprime. In the following, we will always consider functional graphs up to isomorphism.

It has been proved that the set of FG (close to isomorphism) equipped with these two operations has the structure of a commutative semiring \mathcal{D} [3]. This naturally leads to polynomial equations over these graphs which are useful to study decompositions and factorisations of FG.

Consider the semiring $\mathcal{D}[X_1, X_2, \dots, X_\nu]$ of polynomials over \mathcal{D} in the variables X_1, X_2, \dots, X_ν , naturally induced by \mathcal{D} . Unfortunately, the problem of deciding if a solutions exists is in general undecidable [3] (considering multi-variate equations). However, when the right-hand side of the equation is constant (*i.e.* it contains no variables), the validation problem turns out to be decidable but no polynomial time algorithm able to output the solutions is known.

Considering these complexity results and the aim to study decompositions and factorisations, we will be interested in the case of equations with a constant right-hand side and polynomial left-hand side admitting monomials with just one variable.

$$A_1 \times X_1^{w_1} + A_2 \times X_2^{w_2} + \dots + A_m \times X_m^{w_m} \cong B \quad (1)$$

In the equation above, coefficients A_z , variables X_z and the constant term B , with $1 \leq z \leq m$, are in \mathcal{D} and the powers $w_z \in \mathbb{N}$. Moreover, the A_z (and X_z) denotes m potentially different functional graphs and not m components of one graph. Note that since \mathcal{D} does not provide a subtraction operation, one can not move terms between the two sides of the equation.

In [5], a pipeline to enumerate the solutions of Equation (1) considering just the cycles of coefficients, unknowns and constant right-hand side has been introduced. Solutions found are just candidate solutions for the original equation, and on the other hand, solutions to the original equation must satisfy the restricted equation.

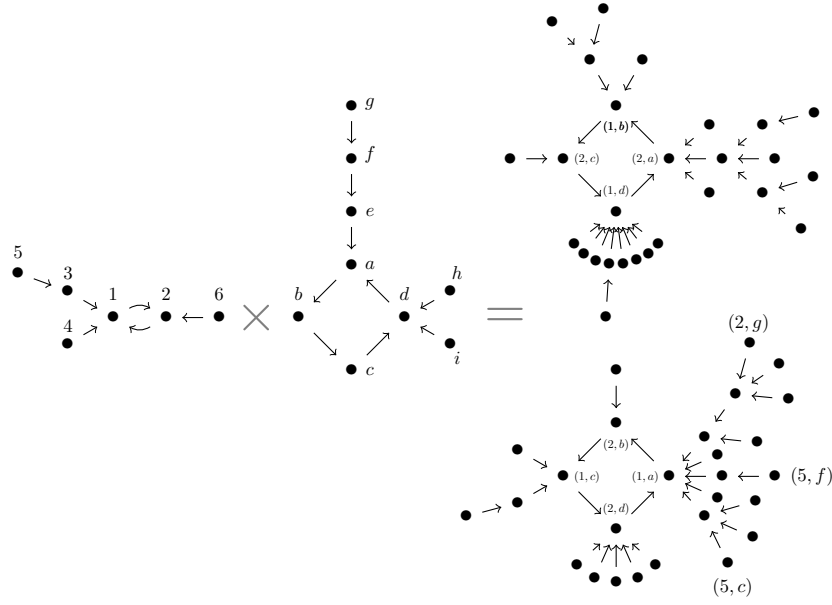


Figure 2: An example of product operation between connected FG G and G' . For the sake of visual clarity, only the names of some nodes are shown. According to the cycles lengths of the two systems, the result of the product operation $G \times G'$ consists of $\gcd(2, 4)$ components with cycles of length $\text{lcm}(2, 4)$. Intuitively, we can see the two resulting cycles as the two possible "parallel" executions of the cyclic dynamics $(\{(1, a), (2, b), (1, c), (2, d)\} \text{ or } \{(2, a), (1, b), (2, c), (1, d)\})$. The set of vertices of the resulting graph is the cartesian product $V \times V'$. A generic node (v, v') is cyclic in the result iff v is a cyclic node of G and v' is a cyclic node of G' , otherwise (v, v') is transient. One possible way to understand the transients connected to a cyclic node (v, v') is to retrace the edges of the original graphs backwards (i.e. combinatorially consider all possible predecessors). For example, the set of possible predecessors the node $(1, a)$ is the cartesian product of predecessors 1 and of a ($\{2, 3, 4\}$ and $\{d, e\}$). In fact, we see that $(1, a)$ has 6 incoming edges. Note that backtracking the edges in the transient nodes only will produce a transient with a depth equal to the minimum of the original transients depth ($\{(5, f), (3, e)\}$ is an example). However, by backtracking only in cyclic nodes of either one graph and only in transient nodes of the other graph, we obtain a copy of the transient $(\{(2, g), (1, f), (2, e)\} \text{ and } \{(5, c), (3, d)\})$ are examples).

3. Basic equations over DDS

Previous works show that to solve a generic equation over the cyclic part of FG, one needs to enumerate the solutions of simpler equations of the form $A \times X \cong B$, with A , X and B generic FG [4].

Since the product operation over FG is distributive over connected components, we restrict our attention to equations with A and X made by a single connected components.

Let B be also connected. We will refer to their sets of cyclic nodes as \mathcal{C}_A , \mathcal{C}_X and \mathcal{C}_B . Note that since A , X and B are connected, we will have $\mathcal{C}_A = \mathcal{P}_A$ and thus for X and B . Our goal is then to find all FG X that, once multiplied with A , generate a graph having at least a component isomorphic to B . If $\gcd(|\mathcal{C}_A|, |\mathcal{C}_X|) = 1$, we have $A \times X \cong B$, and if $\gcd(|\mathcal{C}_A|, |\mathcal{C}_X|) > 1$, we will write $A \times X \supset B$ (to be understood as B is a subgraph of $A \times X$) because B is just one of the connected components of the result of the product operation. In general, we consider the following inequality:

$$A \times X \supseteq B. \quad (2)$$

3.1. T -Abstraction

By introducing an abstraction (called *t-abstraction*) over the functional graphs A , X and B , we obtain new equations, which allow us to compute some information about the transient behaviour of the possible solutions of X . More intuitively, these solutions give us strong constraints over the actual solutions of Equation (2), which drastically reduces the number of possible graphs.

Let consider now a generic functional graph G . First of all, let us fix an arbitrary indexing function for cycles. Given a cycle \mathcal{C}_j (for $j \in \{1, \dots, L_G\}$), fix a node $v \in \mathcal{C}_j$ and define the *index function* $g : \{0, \dots, |\mathcal{C}_j| - 1\} \rightarrow \mathcal{C}_j$ such that $g(r) = f^r(v)$. Denote $\mathcal{T}_{r,h}^j$ the set of transient nodes of V_j for which there exists a path of length h ending in $g(r)$ and made only of transients nodes except for the last one. From now on, we will refer to this set as *the nodes at the layer* (or level) h for the cyclic vertex $g(r)$. Remark that j , r and h respect the specific ranges, namely $j \in \{1, \dots, L_G\}$, $r \in \{0, \dots, |\mathcal{C}_j| - 1\}$, and $h \in \{1, \dots, h_j^{max}\}$ (where h_j^{max} is the maximum length of a transient in the j -th component). These sets can be conveniently represented by a matrix \mathcal{T}^j of sets in which an element at position (r, h) is given by

$$\mathcal{T}_{r,h}^j = \begin{cases} f^{-1}(g(r)) \setminus \mathcal{C}_j & \text{if } h = 1 \\ \bigcup_{v \in \mathcal{T}_{r,h-1}^j} f^{-1}(v) & \text{if } h > 1 \end{cases}$$

Remark that \mathcal{T}_j refers to the set of transient points of a component j while \mathcal{T}^j refers to the same information but in matrix form. (i.e. with additional information about their height and their first periodic state in the orbit).

For each component j , we also represent some information about the transient part of the graph by a matrix T^j with $|\mathcal{C}_j|$ lines and $h_j^{max} + 1$ columns, where each of its elements is a multiset $T_{r,h}^j$ (with $r \in \{0, \dots, |\mathcal{C}_j| - 1\}$ and $h \in \{1, \dots, h_j^{max} + 1\}$) containing the number of predecessors of each node in $\mathcal{T}_{r,h-1}^j$. Multisets are denoted with square brackets, for example, $[2, 2, 3]$ denotes the multiset containing the symbol 2 with multiplicity 2 and square multiplicity 1. For $h = 1$, in the number of predecessors of the cyclic node $g(r)$ we include its predecessor in the cycle \mathcal{C}_j . Formally, for a component j ,

$$T_{r,h}^j = \begin{cases} [|f^{-1}(g(r))|] & \text{if } h = 1 \\ [|f^{-1}(v)| : v \in \mathcal{T}_{r,h-1}^j] & \text{if } h > 1 \end{cases}$$

Finally, the transient part of a generic FG is represented by a multiset of L_G matrices. The **t-abstraction** of a functional graph $G = G_1 + G_2 + \dots + G_{L_G}$ is the multiset $\hat{G} = [T^1, T^2, \dots, T^{L_G}]$.

is true for all v_2 , all the components $\mathcal{T}^{3,i}$ will have maximal transient length h_1^{max} . Symmetrically, if we consider $h_1^{max} \leq h_2^{max}$, one obtains all $\mathcal{T}^{3,i}$ having h_2^{max} columns, for all $1 \leq i \leq \gcd(|\mathcal{C}_1|, |\mathcal{C}_2|)$.

Let g_1, g_2 and g_3 be the index functions of the three graphs. By considering a node $(v_1, v_2) \in V_1 \times V_2$, if $(v_1, v_2) \in \mathcal{T}_{r,h}^{3,i}$ and $(f_1 \times f_2)^h(v_1, v_2) = (p_1, p_2)$, we know that $g_3(r) = (p_1, p_2)$ and at least one of the following conditions holds: $v_1 \in \mathcal{T}_{r_1,h}^1$ with $g_1(r_1) = p_1$; $v_2 \in \mathcal{T}_{r_2,h}^2$ with $g_2(r_2) = p_2$. Suppose $v_1 \in \mathcal{T}_{r_1,h}^1$ with $g_1(r_1) = p_1$. Then, if we are interested in the elements of $\mathcal{T}_{r,h}^{3,i}$ including v_1 , we need to consider all the feasible values of v_2 . In order for (v_1, v_2) to belong to $\mathcal{T}_{r,h}^{3,i}$, node v_2 must satisfy $f_2^h(v_2) = p_2$. Then v_2 must necessarily belong to one of $\mathcal{T}_{r_2,h}^2, \mathcal{T}_{r_2-1,h-1}^2, \mathcal{T}_{r_2-2,h-2}^2, \dots, \mathcal{T}_{r_2-(h-1),1}^2$ or be the cyclic vertex $g_2(r_2 - h)$. The reasoning is similar for the case $v_2 \in \mathcal{T}_{r_2,h}^2$. Since either $v_1 \in \mathcal{T}_{r_1,h}^1$, or $v_2 \in \mathcal{T}_{r_2,h}^2$, or both, the predecessors (in terms of multiplicity) can be computed, for the component i containing (p_1, p_2) , by

$$T_{r,h}^{3,i} = T_{r,h}^1 \otimes \left(\sum_{j=1}^{h-1} T_{r-j,h-j}^2 \right) + T_{r,h}^2 \otimes \left(\sum_{j=1}^{h-1} T_{r-j,h-j}^1 \right) + T_{r,h}^1 \otimes T_{r,h}^2.$$

Suppose, once again, that $v_1 \in \mathcal{T}_{r_1,h}^1$. In order to generate all components, we must consider the fact that there might exist a node v'_2 such that $(f_1 \times f_2)^h(v_1, v'_2) = (p_1, f_2(p_2))$ with $(f_1 \times f_2)^{h'}(p_1, p_2) \neq (p_1, f_2(p_2))$ for all $h' \in \mathbb{N}$; this means that (v_1, v_2) and (v_1, v'_2) belong to different components of G_3 . In order for (v_1, v'_2) to belong to $\mathcal{T}_{r,h}^{3,i}$, the node v'_2 must satisfy $f_2^h(v'_2) = f_2(p_2)$ with $g_2(r_2) = p_2$. Then v'_2 must necessarily belong to one of $\mathcal{T}_{(r_2+1),h}^2, \mathcal{T}_{(r_2+1)-1,h-1}^2, \mathcal{T}_{(r_2+1)-2,h-2}^2, \dots, \mathcal{T}_{(r_2+1)-(h-1),1}^2$ or be the cyclic node $g_2((r_2 + 1) - h)$.

In general, we can consider a node u such that $(f_1 \times f_2)^h(v_1, u) = (p_1, f_2^i(p_2))$ with $1 \leq i \leq \gcd(|\mathcal{C}_1|, |\mathcal{C}_2|)$ and $(f_1 \times f_2)^{h'}(p_1, p_2) \neq (p_1, f_2^i(p_2))$ for all $h' \in \mathbb{N}$. If $(v_1, u) \in \mathcal{T}_{r,h}^{3,i}$, u must be a node such that $f_2^h(u) = f_2^i(p_2)$ with $g_2(r_2) = p_2$. Then u must necessarily belong to one of $\mathcal{T}_{r_2+(i-1),h}^2, \mathcal{T}_{r_2+(i-1)-1,h-1}^2, \mathcal{T}_{r_2+(i-1)-2,h-2}^2, \dots, \mathcal{T}_{r_2+(i-1)-(h-1),1}^2$ or be the cyclic node $g_2(r_2 + (i - 1) - h)$. As a consequence, we can compute each element of the t-abstraction of an arbitrary component i , with $1 \leq i \leq \gcd(|\mathcal{C}_1|, |\mathcal{C}_2|)$, as

$$T_{r,h}^{3,i} = T_{r,h}^1 \otimes \left(\sum_{j=1}^{h-1} T_{r-j+(i-1),h-j}^2 \right) + T_{r+(i-1),h}^2 \otimes \left(\sum_{j=1}^{h-1} T_{r-j,h-j}^1 \right) + T_{r,h}^1 \otimes T_{r+(i-1),h}^2.$$

Since $g_2(r - j + (i - 1))$ and $g_2(r + (i - 1))$ represent cyclic nodes of G_2 , and thus exhibit a cyclic behavior, they must be interpreted modulo $|\mathcal{C}_2|$, and similarly $g_1(r)$ and $g_1(r - j)$ modulo $|\mathcal{C}_1|$. \square

3.2. The cancellation problem over transients

In this section, we aim to introduce a first upper bound to the number of solutions of a basic equation $A \times X \supseteq B$ over connected FG. We will represent such digraphs with infinite anti-arborescences (or in-trees). An in-tree is a directed rooted tree where the edges are directed towards the root. We call this in-tree the *unroll* of a FG.

Definition 3.1 (Unroll of a FG). Given a connected FG $G = (V, E)$ representing the function f and a cyclic node v of G , the **unroll** of G from v is an infinite in-tree $U_v(G) = (\mathcal{V}, \mathcal{E})$ with vertices $\mathcal{V} = \bigcup_{i \in \mathbb{N}} \mathcal{V}_i$, where $\mathcal{V}_0 = \{(v, 0)\}$ and $\mathcal{V}_{i+1} = \{(u, i+1) \mid u \in f^{-1}(v) \text{ for some } (u, i) \in \mathcal{V}_i\}$, and edges between vertices $(u, i+1)$ and $(f(u), i)$ on two consecutive levels $i+1$ and i (with $i \in \mathbb{N}$).

Remark that, starting from a generic connected FG (with just one cycle of length p), we can introduce p different unrolls, one for each node $v \in \mathcal{P}$.

Let us introduce a product of (finite or infinite) in-trees to be applied over unrolls to obtain the (finite or infinite) in-tree modeling the result of a direct product over FG. Intuitively, this product is the direct product applied layer by layer.

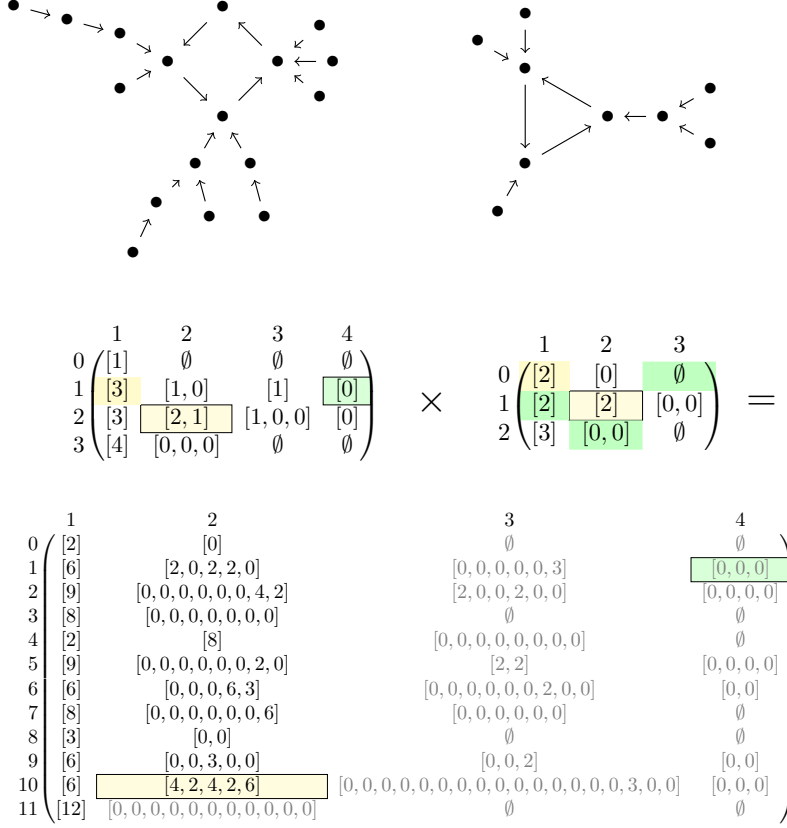


Figure 4: An example of product operation between t-abstractions T^1 and T^2 . Above there are the two t-abstractions and the corresponding connected FG. Below there is the resulting t-abstraction T^3 computed according to Proposition 3.1. Let us suppose that we have already computed all $T^3_{r,h}$ with $r \in \{0, \dots, 11\}$ and $h = 1$, and also all $T^3_{r,h}$ with $r \in \{0, \dots, 9\}$ and $h = 2$. Then, we need to compute $T^3_{10,2}$ (in yellow). According to the proposition, $T^3_{10,2} = T^1_{2,2} \otimes (T^2_{1,2} + T^2_{0,1}) + T^2_{1,2} \otimes T^1_{1,1} = [2, 1] \otimes ([2, 2]) + [2] \otimes [3] = [4, 2, 4, 2, 6]$. Intuitively, we should follow the diagonal of elements in the two original matrices until we reach the first column (as shown in yellow). Note that if we need to calculate an element $T^3_{r,h}$ such that one of the two matrices does not have a column h , we still consider the elements on the diagonal (with $h' < h$). An example is $T^3_{2,4} = T^1_{1,4} \otimes (T^2_{0,3} + T^2_{2,2} + T^1_{1,1})$ (in green in the matrices).

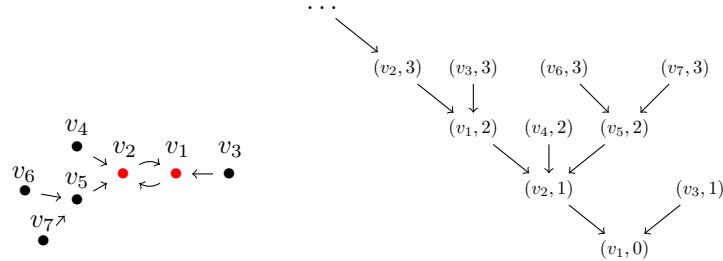


Figure 5: The unroll $U_{v_1}(G)$ (right) of the connected FG G (left). The root $(v_1, 0)$ of the infinite in-tree is in the bottom layer of the structure. Intuitively, the unroll shows all the trajectories which reach at some point the root state.

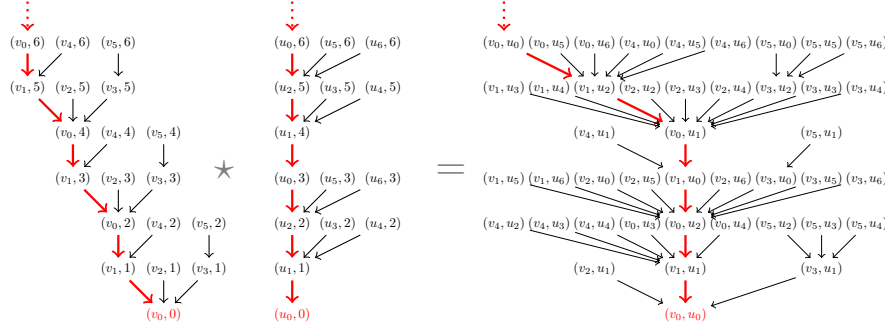


Figure 6: Example of product \star (Definition 3.2) over infinite in-trees (in this case two unrolls $U_{v_0}(G_1)$ and $U_{u_0}(G_2)$). The product is intuitively equivalent to the direct product applied level by level. The roots of the unrolls and their infinite paths are highlighted in red.

Definition 3.2 (Product of in-trees). Consider two infinite or finite in-trees $I_1 = (\mathcal{V}_1, \mathcal{E}_1)$ and $I_2 = (\mathcal{V}_2, \mathcal{E}_2)$ with roots r_1 and r_2 , respectively. The **product of in-trees** $I_1 \star I_2$ is the in-tree $(\mathcal{V}, \mathcal{E})$ such that $(r_1, r_2) \in \mathcal{V}$ and, for all $(v, u) \in \mathcal{V}$, if there exist $v' \in \mathcal{V}_1$ and $u' \in \mathcal{V}_2$ such that $(v', v) \in \mathcal{E}_1$ and $(u', u) \in \mathcal{E}_2$, then $(v', u') \in \mathcal{V}$. The set of edges is defined as $\mathcal{E} = \{((v', u'), (v, u)) \mid (v', v) \in \mathcal{E}_1 \text{ and } (u', u) \in \mathcal{E}_2\}$. Notice that $I_1 \star I_2$ is an infinite in-tree iff I_1 and I_2 are infinite in-trees.

Remark that unrolls of functional graphs have always one and only one infinite path starting from the root.

Considering an instance of Equation (2), we can now introduce a corresponding equation over unrolls, and study whether there can be more than one solution. For the moment, let us consider a generic cyclic node of A , X and B (let a , x and b be respectively these three nodes). Suppose that there exists X such that $U_a(A) \star U_x(X) \cong U_b(B)$, and Y (not isomorphic to X) such that $U_a(A) \star U_y(Y) \cong U_b(B)$ (with y also a generic cyclic node of Y). If $U_x(X) \not\cong U_y(Y)$, it means that there is a difference at some minimal level between the two infinite in-trees. Given a generic infinite in-tree I (such as an unroll), we define the function **cut** which gives the finite subtree up to the layer t . Then, the result of $\text{cut}(I, t)$ (with $t \in \mathbb{N}$) is a finite sub-in-tree induced by the set of vertices having at most distance t from the root. We will denote the cut of an unroll $U_a(A)$, at a level t , by $C_{a,t}(A)$. Remark that the cut distributes over the \star product. In our problem, if $U_x(X) \not\cong U_y(Y)$, then there exists a minimum $t \in \mathbb{N} \setminus \{0\}$ such that $C_{x,t}(X) \not\cong C_{y,t}(Y)$ and $C_{x,t-1}(X) \cong C_{y,t-1}(Y)$.

An important result from graph theory is that two graphs G_1 and G_2 are isomorphic iff, for all graph G , $\text{hom}(G, G_1) = \text{hom}(G, G_2)$, where $\text{hom}(G, G_1)$ is the number of homomorphisms from G to G_1 [11]. Then, in our case, if $C_{a,t}(A) \star C_{x,t}(X) \cong C_{b,t}(B)$ and $C_{a,t}(A) \star C_{y,t}(Y) \cong C_{b,t}(B)$, we must have $\text{hom}(G, C_{(a,x),t}(A \star X)) = \text{hom}(G, C_{(a,y),t}(A \star Y)) = \text{hom}(G, C_{b,t}(B))$ for all G . Then, it is necessary to understand how $\text{hom}(G, C_{a,t}(A) \star C_{x,t}(X))$ and $\text{hom}(G, C_{a,t}(A) \star C_{y,t}(Y))$ can be computed. As a convention, we will use F to denote finite in-trees (such as infinite in-trees after a cut operation).

Theorem 3.1. For any graph G , $\text{hom}(G, F_1 \star F_2) = \text{hom}(G, F_1) \cdot \text{hom}(G, F_2)$.

To prove this theorem, we need the following lemma. In the following, $\text{Hom}(G_1, G_2)$ will denote the set of homomorphisms from G_1 to G_2 .

Lemma 3.1. If $\tau \in \text{Hom}(G, F_1 \star F_2)$ with $\tau(u) = (u_1, u_2)$, then $\pi_1 \circ \tau \in \text{Hom}(G, F_1)$ and $\pi_2 \circ \tau \in \text{Hom}(G, F_2)$, where $\pi_1(u_1, u_2) = u_1$ and $\pi_2(u_1, u_2) = u_2$.

Proof. If (u, v) is an edge of G , $(\tau(u), \tau(v))$ must be an edge of $F_1 \star F_2$. Let us suppose that $\tau(u) = (u_1, u_2)$ and $\tau(v) = (v_1, v_2)$. Then, from the product definition, the fact that $((u_1, u_2), (v_1, v_2))$ is an edge of $F_1 \star F_2$ implies that (u_1, v_1) is an edge of F_1 and (u_2, v_2) is an edge of F_2 . Then, by applying the projection π_1 , we

obtain $(\pi_1 \circ \tau)(u) = u_1$ and $(\pi_1 \circ \tau)(v) = v_1$. Then, $\pi_1 \circ \tau \in \text{Hom}(G, F_1)$. By same reasoning we obtain $\pi_2 \circ \tau \in \text{Hom}(G, F_2)$. \square

Proof of Theorem 3.1. Let $\varphi : \text{Hom}(G, F_1 \star F_2) \rightarrow \text{Hom}(G, F_1) \times \text{Hom}(G, F_2)$ be the function defined by $\varphi(\tau) = (\pi_1 \circ \tau, \pi_2 \circ \tau)$; by Lemma 3.1 this is indeed a well-defined function. We prove that φ is a bijection. We first show that φ is surjective, let $(\tau_1, \tau_2) \in \text{Hom}(G, F_1) \times \text{Hom}(G, F_2)$; we need to find $\tau \in \text{Hom}(G, F_1 \star F_2)$ such that $\varphi(\tau) = (\tau_1, \tau_2)$. Let $\tau(v) = (\tau_1(v), \tau_2(v))$. Then, $\varphi(\tau)(v) = (\pi_1(\tau(v)), \pi_2(\tau(v))) = (\pi_1(\tau_1(v), \tau_2(v)), \pi_2(\tau_1(v), \tau_2(v))) = (\tau_1(v), \tau_2(v))$ implies $\varphi(\tau) = (\tau_1, \tau_2)$. Let us now prove that φ is also injective, *i.e.* $\varphi(\tau) = \varphi(\tau')$ implies $\tau = \tau'$. We have $\varphi(\tau)(v) = (\pi_1(\tau(v)), \pi_2(\tau(v)))$ and $\varphi(\tau')(v) = (\pi_1(\tau'(v)), \pi_2(\tau'(v)))$. If $\varphi(\tau) = \varphi(\tau')$ then $\pi_1(\tau(v)) = \pi_1(\tau'(v))$ and $\pi_2(\tau(v)) = \pi_2(\tau'(v))$, which implies $\tau = \tau'$. \square

This allows us to write $\text{hom}(G, C_{(a,x),t}(A \star X)) = \text{hom}(G, C_{(a,y),t}(A \star Y)) = \text{hom}(G, C_{b,t}(B))$ and $\text{hom}(G, C_{a,t}(A)) \cdot \text{hom}(G, C_{x,t}(X)) = \text{hom}(G, C_{a,t}(A)) \cdot \text{hom}(G, C_{y,t}(Y)) = \text{hom}(G, C_{b,t}(B))$. Now, we need an additional lemma to continue our reasoning.

Lemma 3.2. Consider any graph G and any finite in-tree F , then $\text{hom}(G, F) \neq 0$ iff $\text{hom}(G, P_s) \neq 0$ where P_s is just a directed path with s edges and s is the height of F .

Proof. An homomorphism from an in-tree F to P_s always exists with s being height of F : one can map all the nodes of the i -th level of the tree to the i -th node of the path. Conversely, a homomorphism from P_s to F exists by choosing any path of length s in F . Therefore, by composition of homomorphisms, $\text{hom}(G, F) \neq 0$ iff $\text{hom}(G, P_s) \neq 0$. \square

We are studying when $\text{hom}(G, C_{a,t}(A)) \cdot \text{hom}(G, C_{x,t}(X)) = \text{hom}(G, C_{a,t}(A)) \cdot \text{hom}(G, C_{y,t}(Y)) = \text{hom}(G, C_{b,t}(B))$ implies $C_{x,t}(X) \cong C_{y,t}(Y)$. This is a special case of the well-known *cancellation problem* [8]. In this problem, one needs to decide if $A \diamond X \cong A \diamond Y \cong B$ implies $X \cong Y$ (according to a specific definition of product operation \diamond). In our case, we aim at studying the cancellation over FG through the \star product over unrolls. At this point of the reasoning, we can reduce our problem to a corresponding one over finite trees.

Theorem 3.2. For any finite in-tree F , X , and Y of the same height, $F \star X \cong F \star Y$ implies $X \cong Y$.

Proof. According to Theorem 3.1, since $F \star X \cong F \star Y$, we have $\text{hom}(G, F) \cdot \text{hom}(G, X) = \text{hom}(G, F) \cdot \text{hom}(G, Y)$ for all graph G . If $\text{hom}(G, F) \neq 0$, we can divide by it to obtain $\text{hom}(G, X) = \text{hom}(G, Y)$. If $\text{hom}(G, F) = 0$, according to Lemma 3.2, we have $\text{hom}(G, P_s) = 0$ where s is the height of F . Since F , X , and Y have the same height, also $\text{hom}(G, X) = 0$ and $\text{hom}(G, Y) = 0$. \square

Theorem 3.2 over finite trees can then be generalized to infinite trees (including unrolls).

Theorem 3.3. $I \star X \cong I \star Y$ implies $X \cong Y$, for all infinite in-trees X, Y , and I .

Proof. If $X \not\cong Y$, there exists a minimum $t \in \mathbb{N} \setminus \{0\}$ such that $C_t(X) \not\cong C_t(Y)$ and $C_{t-1}(X) \cong C_{t-1}(Y)$. Then, since $I \star X \cong I \star Y$, we have $C_t(I \star X) \cong C_t(I \star Y)$. Since the cut operation is distributive over product, we have $C_t(I) \star C_t(X) \cong C_t(I) \star C_t(Y)$. According to the previous theorem, this means that $C_t(X) \cong C_t(Y)$ which is a contradiction. \square

Up to now, we have proved that considering two equations over unrolls $U_a(A) \star U_x(X) \cong U_a(A) \star U_y(Y) \cong U_b(B)$ implies $U_x(X) \cong U_y(Y)$. This means that given a basic equation of unrolls and given a and b , the solution, if any, is unique. Now, we want to show how many equations over unrolls we need to study to enumerate the solutions of $A \times X \supseteq B$. Note that, in the case of $A \times X$ with $\gcd(|\mathcal{P}_A|, |\mathcal{P}_X|) \neq 1$, the result of the product of the unrolls of A and X will be the unroll of only one component of $A \times X$, which is in accordance with Equation (2).

Let us fix b and study, for every $a \in \mathcal{P}_A$, the corresponding equation over unrolls. This gives us $|\mathcal{P}_A|$ equations to study. If we fix a , we have $|\mathcal{P}_B|$ equations to consider. Hence, fixing b is more efficient, since $|\mathcal{P}_A| < |\mathcal{P}_B|$. The question is now to determine if it is necessary to try another b' . To answer this, we introduce the notion of roll, which is intuitively the opposite of an unroll.

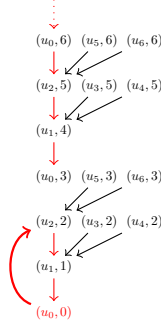


Figure 7: According to Definition 3.3, given an infinite in-tree (or an unroll as in this case) and an integer ℓ (here equal to 2), we can define the roll as the connected component with a cycle of length $\ell + 1$ obtained by deleting the edge from $(u_0, 3)$ to $(u_2, 2)$ and adding another one from $(u_0, 0)$ to $(u_2, 2)$, in this case.

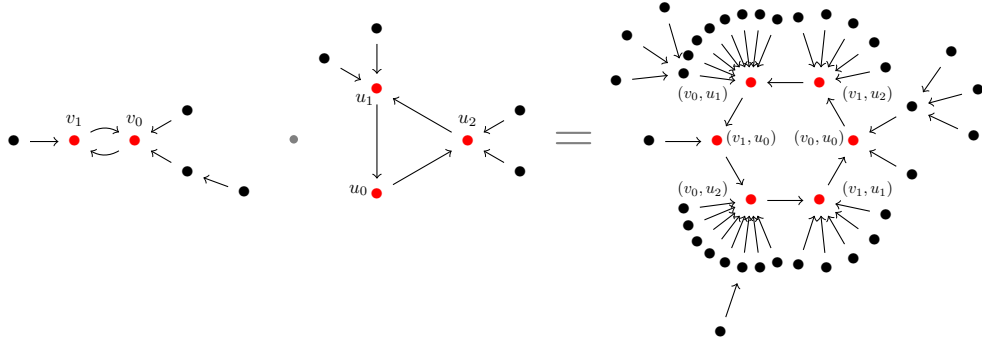


Figure 8: The result of the roll operation on the three unrolls in Figure 6 is shown here (with ℓ equal to 2, 3, and 6 respectively). It can thus be seen that the product \star of the unrolls is equivalent to the product of the FG.

Definition 3.3 (Roll of an infinite in-tree). Let $I = (\mathcal{V}, \mathcal{E})$ be an infinite in-tree with root r and only one infinite path $(\dots, v_n, v_{n-1}, \dots, v_2, v_1 = r)$, and let $\ell \geq 1$ be an integer. Let $J = (\mathcal{V}, \mathcal{E}')$ with $\mathcal{E}' = (\mathcal{E} \setminus \{(v_{\ell+1}, v_\ell)\}) \cup \{(r, v_\ell)\}$. Then $J = I' + J'$ where I' is an infinite in-tree and J' is a finite connected functional graph with a cycle of length ℓ . We call J' the *roll* (of length ℓ) of I , in symbols $R_\ell(I)$.

Notice that, for all $a \in \mathcal{P}_A$, we have $R_{|\mathcal{P}_A|}(U_a(A)) \cong A$, that is, by rolling up at length $|\mathcal{P}_A|$ the unroll of A in any of its periodic points we obtain the initial functional graph A .

Lemma 3.3. Let $A \times X \supseteq B$ with $\text{lcm}(|\mathcal{P}_A|, |\mathcal{P}_X|) = |\mathcal{P}_B|$. Suppose that $U_a(A) \star U_x(X) \cong U_b(B)$ for some $a \in \mathcal{P}_A$, $x \in \mathcal{P}_X$, and $b \in \mathcal{P}_B$. Also suppose that $U_{a'}(A) \star U_y(Y) \cong U_{b'}(B)$ for some connected FG Y with $y \in \mathcal{P}_Y$, $|\mathcal{P}_Y| = |\mathcal{P}_X|$ and $a' = f_A^k(a)$ and $b' = f_B^k(b)$ for some $k \in \mathbb{N}$. Then $X \cong Y$.

Proof. Let k' be an integer such that $f_B^{k'}(b') = f_B^{k'}(f_B^k(b)) = b$. Since $|\mathcal{P}_B|$ is a multiple of $|\mathcal{P}_A|$, this also implies $f_A^{k'}(a') = f_A^{k'}(f_A^k(a)) = a$. This means that $U_b(B)$ is the unroll of the same FG as in $U_{b'}(B)$ but taking the k' -th successor of b as the root, and similarly for $U_a(A)$ and $U_{a'}(A)$. According to the same reasoning, $U_{y'}(Y)$ with $y' = f_Y^{k'}(y)$ satisfies $U_a(A) \star U_{y'}(Y) \cong U_b(B)$. Then, by Theorem 3.3, we have $U_{y'}(Y) \cong U_x(X)$. Then, $R_{|\mathcal{P}_Y|}(U_{y'}(Y)) \cong R_{|\mathcal{P}_X|}(U_x(X))$ implies $Y \cong X$. \square

Now if we try to fix $b' = f_B^k(b)$, and if we consider a k' such as $f_B^{k'}(b') = f_B^{k'}(f_B^k(b)) = b$, every pairing of b' with an $a \in \mathcal{P}_A$ will lead, by Lemma 3.3, to the same solution as fixing $f_B^{k'}(b') = b$ and $f_A^{k'}(a)$, which has already been done since we already considered every $a \in \mathcal{P}_A$ with b . Thus, fixing one b is sufficient to check all solutions.

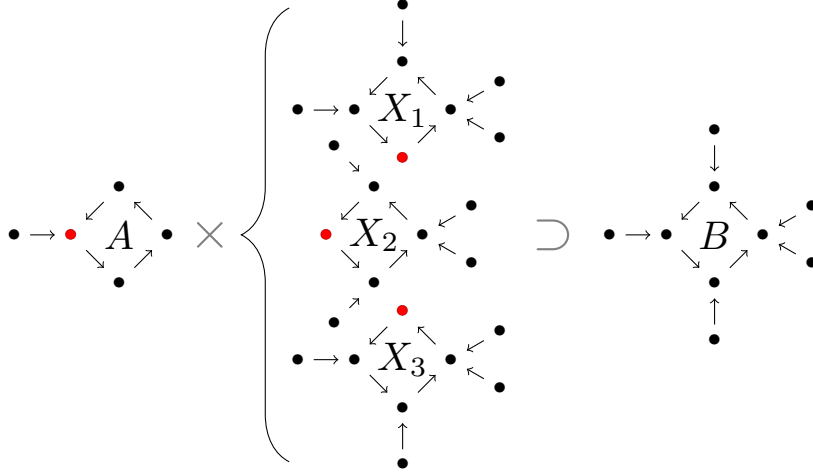


Figure 9: An example of inequation with multiple solutions. The FG A , multiplied with one of the X_i , generates 4 components, one of which will be isomorphic to B . For one X_i , the cyclic alignment resulting in B will be the one overlaying the periodic point with a transient in A with the periodic point without ones in X_i (i.e. the red ones). Note that this example can be generalized to create instances of the inequation $A \times X \supseteq B$ with an arbitrary large number of solutions for X .

Theorem 3.4. Given an inequality $A \times X \supseteq B$ with A, B connected FG and an integer $p_X \geq 1$, the inequality admits at most $|\mathcal{P}_A|$ connected solutions X having $|\mathcal{P}_X| = p_X$.

Corollary 3.1. An inequality $A \times X \supseteq B$ with A, B connected FG admits at most $|\mathcal{P}_A|$ connected solutions X with $|\mathcal{P}_X| = p_x$ for each $p_x \geq 1$ such that $\text{lcm}(|\mathcal{P}_A|, p_x) = |\mathcal{P}_B|$.

The Figure 9 shows an example in the case of $\text{gcd}(|\mathcal{P}_A|, |\mathcal{P}_X|) > 1$ where the number of solutions approaches the upper bound of Theorem 3.4, but we actually conjecture that a stronger statement holds when $\text{gcd}(|\mathcal{P}_A|, |\mathcal{P}_X|) = 1$.

Conjecture 3.1. An equation $A \times X \cong B$ with A and B connected functional graphs admits at most one solution.

3.3. A polynomial Algorithm for basic t-equations

In this section, we introduce a polynomial time algorithm to find all T^X (if they exists) such that $T^A \times T^X \supseteq T^B$. Recall that according to Proposition 3.1, the product of T^A and T^X generates a multiset, in which we want T^B to be one of its elements. The algorithm takes the t-abstraction of two connected functional graphs A and B and a value p_X (an admissible length of the cycle of X) to reconstruct inductively the possibles t-abstractions of X . Remark that p_X can be any positive natural number such that $\text{lcm}(|\mathcal{P}_A|, p_X) = |\mathcal{P}_B|$.

As explained in the previous section, we have at most $|\mathcal{P}_A|$ solutions, (the upper bound to the number of solutions for FG also applies for t-abstractions). Then, we can take the matrix T^B as it is, and try to reconstruct T^X for each cyclic permutations of the lines of T^A .

Then, the algorithm goes through every element $T_{r,h}^B$, column by column, to compute T^X column by column. We know that: $T_{r,h}^B = T_{r,h}^X \otimes M_1 + M_2$, where $M_1 = \sum_{j=0}^{h-1} T_{r-j+i-1,h-j}^A$ and $M_2 = T_{r+i-1,h}^A \otimes (\sum_{j=1}^{h-1} T_{r-j,h-j}^X)$. For each $T_{r,h}^B$, the algorithm computes the corresponding $T_{r,h}^X$ where the M_2 is known, since all the $T_{r',h'}^X$ (for all $h' \in \{1, \dots, h-1\}$ and $r' \in \{0, \dots, p_X - 1\}$) have already been computed in a previous step of the algorithm. Note that, due to how the matrix is defined, it is always possible to know the expected cardinality of a $T_{r,h}^X$. It may happen, when we go through the $T_{r,h}^B$ with $r > p_X - 1$, that the

corresponding $T_{r,h}^X$ has already been computed, since its row index is considered modulo p_X . In this case, we only check if the product holds (an example of this mechanism is shown in Figure 10).

At this point, the goal is to compute $T_{r,h}^X$ such that $T_{r,h}^B - M_2 = T_{r,h}^X \otimes M_1$. Find such $T_{r,h}^X$ can be done as follows: let M_3 be the multiset $T_{r,h}^B - M_2$, and d, d' be the maximum elements of respectively M_1 and M_3 . Then, if T^B does indeed satisfies the product $T^A \times T^X$, there must exists a $y \in T_{r,h}^X$ which satisfies $d \cdot y = d'$, so we know that $\frac{d}{d'}$ is an element of $T_{r,h}^X$. We can save it and update M_3 to be $M_3 - [\frac{d}{d'}] \otimes M_1$. We continue until either $M_3 = \emptyset$ or M_3 contains only zeros. In this case, all the missing y must be zeros too. In this last case, $\frac{|M_3|}{|M_1|}$ zeros must be added to $T_{r,h}^X$. This procedure computes non ambiguously all the elements of $T_{r,h}^X$. As for integer division, we have to consider the case where the denominator is zero (*i.e.* M_1 filled with only zeros). For such case, it is impossible to define with certainty our $T_{r,h}^X$, since every multiset with the suitable cardinality would satisfy the equation. Fortunately, this particular scenario cannot happen in our case because M_1 , as defined above, contains the multiset $T_{r-h+1,1}^A$ which necessarily contains a positive integer. We will call *msDivision* the process of finding $T_{r,h}^X$ such that $M_3 = T_{r,h}^X \otimes M_1$.

At any point of the algorithm, if a contradiction is detected, it stops and tries another i . Such contradictions occur, for instance, when we compute a difference between two multisets and the second one is not included in the first one, when the computed value $\frac{d}{d'}$ is not an integer, or when the cardinality of the multiset returned by *msDivision* does not match the expected one.

An implementation of the approach just outlined is presented in Algorithm 1.

Example

This section will follow in details the functioning of the algorithm. We will explain how to reconstruct the T^X in Figure 10 up to its second column (*i.e.* the two red ones).

$$\begin{aligned}
T^A &= \begin{matrix} & \begin{matrix} 1 & 2 & 3 \end{matrix} \\ \begin{matrix} 0 \\ 1 \end{matrix} & \begin{pmatrix} [2] & [0] & \emptyset \\ [5] & [0, 0, 0, 1] & [0] \end{pmatrix} \end{matrix} & \quad T^X &= \begin{matrix} & \begin{matrix} 1 & 2 & 3 & 4 & 5 & 6 \end{matrix} \\ \begin{matrix} 0 \\ 1 \\ 2 \end{matrix} & \begin{pmatrix} [2] & [2] & [0, 1] & [2] & [0, 1] & [0] \\ [4] & [0, 0, 0] & \emptyset & \emptyset & \emptyset & \emptyset \\ [3] & [0, 1] & [0] & \emptyset & \emptyset & \emptyset \end{pmatrix} \end{matrix} \\
\\
T^B &= \begin{matrix} & \begin{matrix} 1 & 2 & 3 & 4 & 5 & 6 \end{matrix} \\ \begin{matrix} 0 \\ 1 \\ 2 \\ 3 \\ 4 \\ 5 \end{matrix} & \begin{pmatrix} [4] & [0, 0, 10] & [2] & [1] & [0, 0, 0, 0, 0, 0, 0] & [0, 0] \\ [20] & [0, 0, 0, 0, 0, 0, 0, 0, 0, 0, 0, 0, 2] & [0, 0] & \emptyset & \emptyset & \emptyset \\ [6] & [0, 0, 0, 0, 5] & [0, 0, 0, 0, 0] & \emptyset & \emptyset & \emptyset \\ [10] & [0, 0, 0, 0, 0, 2, 3, 4] & [0, 0, 0, 0, 0, 0, 0, 5] & [0, 0, 0, 2, 4] & [0, 0, 0, 0, 0, 5] & [0, 0, 0, 0, 0, 0] \\ [8] & [0, 0, 0, 0, 0, 0, 0] & \emptyset & \emptyset & \emptyset & \emptyset \\ [15] & [0, 0, 0, 0, 0, 0, 0, 0, 0, 1, 2, 4] & [0, 0, 0, 0, 0, 0, 0] & \emptyset & \emptyset & \emptyset \end{pmatrix} \end{matrix}
\end{aligned}$$

Figure 10: Three t-abstractions T^A, T^X and T^B .

At the beginning of the algorithm the only information known about T^X is that p_X equals 3. We thus start by initialising a matrix with 3 lines and 6 columns (the number of columns of T^B) filled with empty multisets. The *expectedCardinalities* array, which stores at any time the mandatory cardinalities of the multisets at the next layer, is filled with p_X ones. We will start by considering $i = 1$.

For the first layer, *i.e.* $h = 1$, let us consider the computation made by the algorithm for r up to 2:

$$\begin{aligned}
r = 0 &\rightarrow M_2 = T_{0,1}^A \otimes \emptyset = [2] \otimes \emptyset, T_{0,1}^X = \text{msDivision}(T_{0,1}^B - \emptyset, T_{0,1}^A) = \text{msDivision}([4], [2]) = [2] \\
r = 1 &\rightarrow M_2 = [5] \otimes \emptyset, T_{1,1}^X = \text{msDivision}([20], [5]) = [4] \\
r = 2 &\rightarrow M_2 = [2] \otimes \emptyset, T_{2,1}^X = \text{msDivision}([6], [2]) = [3]
\end{aligned}$$

Since we are on the first layer the *expectedCardinalities*, is updated to have the sum of the computed multisets minus 1 (since the cyclic preimage will be not considered). We will thus have $[1, 3, 2]$.

Algorithm 1: Polynomial t-abstraction

Input : T^A, T^B matrices of integer multisets, and p_X positive natural number
Output: A list of solutions for T^X

```

1 solutions  $\leftarrow$  list();
2 forall  $i \in \{1, \dots, |\mathcal{C}_A|\}$  do
3    $h \leftarrow 1$ ;
4   complete  $\leftarrow$  false;
5   error  $\leftarrow$  false;
6   expectedCardinalities  $\leftarrow [1] * p_X$ ;
7    $T^X \leftarrow \text{emptyMatrix}(p_X, h_B^{max})$ ;
8   while complete=false  $\wedge$  error=false do
9     complete  $\leftarrow$  true;
10    forall  $r \in \{0, \dots, |\mathcal{C}_B| - 1\}$  do
11      if  $r < p_X$  then
12        if expectedCardinalities[ $r$ ]=0 then
13          continue;
14         $M_2 \leftarrow T_{r+i-1,h}^A \otimes (\sum_{j=1}^{h-1} T_{r-j,h-j}^X)$ ;
15         $error, T_{r,h}^X \leftarrow msDivision(T_{r,h}^B - M_2, \sum_{j=0}^{h-1} T_{r-j+i-1,h-j}^A)$ ;
16        nextCardinality  $\leftarrow sum(T_{r,h}^X)$ ;
17        error  $\leftarrow error \vee (|T_{r,h}^X| \neq \text{expectedCardinalities}[r])$ ;
18        if  $h = 1$  then
19          expectedCardinalities[ $r$ ]  $\leftarrow \text{nextCardinality} - 1$ ;
20        else
21          expectedCardinalities[ $r$ ]  $\leftarrow \text{nextCardinality}$ ;
22        if nextCardinality > 0 then
23          complete  $\leftarrow$  false;
24      else
25         $R \leftarrow T_{r,h}^A \otimes (\sum_{j=0}^{h-1} T_{r-j+(i-1),h-j}^X) + T_{r+(i-1),h}^X \otimes (\sum_{j=1}^{h-1} T_{r-j,h-j}^A)$ ;
26        error  $\leftarrow (T_{r,h}^B \neq R)$ ;
27      if error then
28        break;
29     $h \leftarrow h + 1$ ;
30  if !error then
31    solutions.append( $T^X$ );
32 return solutions;

```

From $r = 3$, the algorithm will now enter the verification phase and we will have:

$$\begin{aligned}
 r = 3 &\rightarrow T_{1,1}^A \otimes T_{0,1}^X = T_{3,1}^B, [5] \otimes [2] = [10] \\
 r = 4 &\rightarrow T_{0,1}^A \otimes T_{1,1}^X = T_{4,1}^B, [2] \otimes [4] = [8] \\
 r = 5 &\rightarrow T_{1,1}^A \otimes T_{2,1}^X = T_{5,1}^B, [5] \otimes [3] = [5]
 \end{aligned}$$

For the second layer, the algorithm proceeds in the same way:

$$\begin{aligned}
r = 0 &\rightarrow M_2 = T_{0,2}^A \otimes T_{2,1}^X = [0] \otimes [3], T_{0,2}^X = msDivision(T_{0,2}^B - [0], T_{1,1}^A) = msDivision([0, 10], [0, 5]) = [2] \\
r = 1 &\rightarrow M_2 = [0, 0, 0, 1] \otimes [2], T_{1,2}^X = msDivision([0, 0, 0, 0, 0, 0, 0, 0, 0, 0, 0, 0], [0, 0, 0, 1, 2]) = [0, 0, 0] \\
r = 2 &\rightarrow M_2 = [0] \otimes [4], T_{2,2}^X = msDivision([0, 0, 0, 5], [0, 5]) = [0, 1]
\end{aligned}$$

No error is triggered since the cardinalities of the computed multisets match the expected ones. The *expectedCardinalities* array is then updated to be $[2, 0, 1]$. We can again check if these multisets work for the remaining lines.

$$\begin{aligned}
r = 3 &\rightarrow T_{1,2}^A \otimes T_{0,2}^X + T_{0,1}^A \otimes T_{0,2}^X + T_{1,2}^A \otimes T_{2,1}^X = T_{3,2}^B \\
&\quad [0, 0, 0, 1] \otimes [2] + [2] \otimes [2] + [0, 0, 0, 1] \otimes [3] = [0, 0, 0, 0, 0, 2, 3, 4] \\
r = 4 &\rightarrow T_{0,2}^A \otimes T_{1,2}^X + T_{1,1}^A \otimes T_{1,2}^X + T_{0,2}^A \otimes T_{0,1}^X = T_{4,2}^B \\
&\quad [0] \otimes [0, 0, 0] + [5] \otimes [0, 0, 0] + [0] \otimes [2] = [0, 0, 0, 0, 0, 0, 0] \\
r = 5 &\rightarrow T_{1,2}^A \otimes T_{2,2}^X + T_{0,1}^A \otimes T_{2,2}^X + T_{1,2}^A \otimes T_{1,1}^X = T_{5,2}^B \\
&\quad [0, 0, 0, 1] \otimes [0, 1] + [2] \otimes [0, 1] + [0, 0, 0, 1] \otimes [4] = [0, 0, 0, 0, 0, 0, 0, 0, 0, 1, 2, 4]
\end{aligned}$$

No contradiction is found, the algorithm can go on.

Complexity

Each update of M_3 in *msDivision* requires linear time *w.r.t.* the size of M_3 . We repeat it for each element of $T_{r,h}^X$, namely, $\frac{|M_3|}{|M_1|}$ times, with $|M_1|$ possibly equal to 1. Therefore, *msDivision* complexity is in $O(|M_3|^2)$. Due to the definition of t-abstractions, we know that T^B contains $|V_B|$ integer values partitioned into the different $T_{r,h}^B$. Since the *msDivision* is applied to all M_3 (or $T_{r,h}^B - M_2$ with M_2 potentially empty), the worst case is when *msDivision* is applied to one M_3 containing $|V_B|$ elements. If we consider also that we go through the matrix, for a certain i , the complexity is in $O(|\mathcal{P}_B| \cdot h_B^{max} + |V_B|^2)$. Since we evaluate i from 0 to $|\mathcal{P}_A| - 1$, the total complexity of the algorithm is $O(|\mathcal{P}_A| \cdot (|\mathcal{P}_B| \cdot h_B^{max} + |V_B|^2))$. Note that this algorithm does not ensure that the corresponding equation over FG has a solution. However, it ensures that if the latter has solutions, they satisfy one of the t-abstractions found by the algorithm.

3.4. An exponential Algorithm for basic equations

This section introduces an exponential time algorithm which takes in input the dynamics graphs of A and B , and an integer p_X and outputs all X which satisfy $A \times X \supseteq B$. The polynomial algorithm of the previous section is able to find, all T^X such that $T^A \times T^X \supseteq T^B$, if they exist. Unfortunately, these solutions lack information to reconstruct instantly the dynamics of X . Since the multisets are not ordered, we cannot know which indegree of a $T_{r,h}^X$ is related to which node in $\mathcal{T}_{r,h-1}^X$. The Figure 11 shows this potential ambiguity.

Naive reconstruction

The most intuitive way to reconstruct the graph X , starting from a T^X (computed with the polynomial algorithm), is to test all the possible connected FG satisfying the t-abstraction. This corresponds to test all the ways to connect the elements of a $T_{r,h}^X$ to the elements of $\mathcal{T}_{r,h-1}^X$ (level by level). Since, $|T_{r,h}^X| = |\mathcal{T}_{r,h-1}^X|$, for a level h and an index r of a node on the cycle, we have $|T_{r,h}^X|!$ possibilities. Then, there are $\prod_{(r,h) \in \{0, \dots, p_X-1\} \times \{1, \dots, h_r^{max}\}} (|T_{r,h}^X|!)$ possible systems (not up to isomorphism). However, we know that the polynomial algorithm returns at most one t-abstraction solution for each cyclic permutation of T^A (*i.e.* one for each possible cyclic alignment of A on B). Then, according to Theorem 3.4, for each T^X returned by the polynomial method, there is just one possible graph that is solution of the basic equation over functional graphs. To verify if a system is a solution, one can verify if, in the graph obtained from the product of itself with A , the component corresponding to the alignment considered before is isomorphic to B .

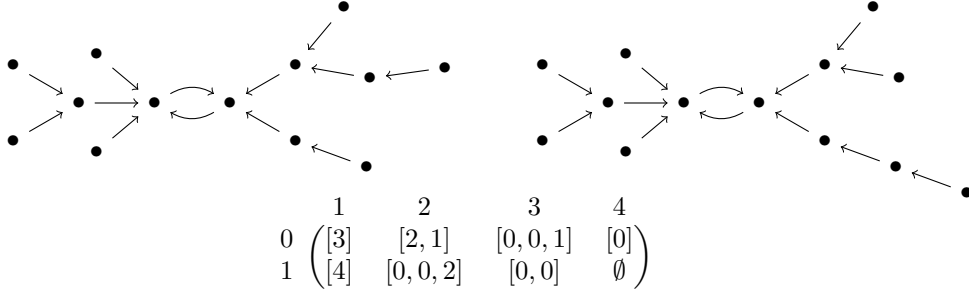


Figure 11: Two non-isomorphic graphs (top) having the same t-abstractions (bottom).

An improved approach

Knowing the full dynamics of A and B allows us to associate a certain degree in a multiset of T^A or T^B with the corresponding node in the graph. In practice, this can be done by providing the multisets with an order such that the k -th node in a $\mathcal{T}_{r,h}^A$ have the corresponding k -th indegree in $T_{r,h+1}^A$ (the same applies for B). In the same way as the polynomial algorithm, this version will go through every layer h of the transients, and for each one of them, reconstructs the layer of X .

At the beginning, X contains just a cycle of length p_X . At level $h = 1$, the multisets computed by the polynomial algorithm are sufficient to reconstruct the dynamics of the first layer of X . Indeed, all the $T_{r,1}^X$ have only one element d . Then, we just attach, to the r -th cyclic node, d new nodes. At $h = 2$, the multisets computed by the polynomial algorithm are still sufficient to reconstruct the dynamics because all nodes in $\mathcal{T}_{r,1}^X$ are equivalent from a dynamics point of view. Then, for each $d \in T_{r,2}^X$, we assign d predecessors to an arbitrary node in $\mathcal{T}_{r,1}^X$ (which must still be a leaf). Now, the nodes in $\mathcal{T}_{r,2}^X$ are potentially no longer equivalent. For this reason, starting from $h = 3$, the algorithm will make assumptions on which node of X at the layer h has generated which node of B at the same layer. These assumptions allows to reconstruct the next layer of X without ambiguity. We will call these assumptions the *origins* of the nodes of B . From a graph point of view, the origins will be only labels on nodes of X and B such that all the nodes in B with origin o are supposed to be generated by the node with label o in X . Let $\mathcal{O}_{r,h}$ be the set of origins of the nodes in a certain $\mathcal{T}_{r,h}^B$.

We now consider the computation of a generic layer $h \geq 3$. Let suppose that we know the origins of the nodes in $\mathcal{T}_{r,h-2}^B$. With this information, we can partition the multiset $T_{r,h}^B$ into sub-multisets depending on the origin of the nodes in $\mathcal{T}_{r,h-2}^B$. Let $\mathcal{T}_{r,h|o}^B$ be the set of all $v \in \mathcal{T}_{r,h}^B$ such that $f_B(v)$ has origin o . Then, let $T_{r,h|o}^B$ be the multiset of indegrees of the nodes $v \in \mathcal{T}_{r,h|o}^B$. According to these definitions, $T_{r,h}^B = \sum_{o \in \mathcal{O}_{r,h-2}} T_{r,h|o}^B$. We can also partition the multiset of unknowns $T_{r,h}^X$, as $T_{r,h}^X = \sum_{o \in \mathcal{O}_{r,h-2}} T_{r,h|o}^X$. Consequently, we can rewrite the equivalence of Proposition 3.1 as follows:

$$\sum_{o \in \mathcal{O}_{r,h-2}} T_{r,h|o}^B = \sum_{o \in \mathcal{O}_{r,h-2}} \left(T_{r,h|o}^X \otimes \sum_{j=0}^{h-1} T_{r-j,h-j}^A \right) + T_{r,h}^A \otimes \sum_{j=1}^{h-1} T_{r-j,h-j}^X. \quad (4)$$

Note that there are some nodes in $\mathcal{T}_{r,h-1}^B$ which are not generated from a node in $\mathcal{T}_{r,h-1}^X$. These nodes are marked with a special origin (noted -1). The indegrees of these nodes are the ones found in the second term, i.e. $T_{r,h}^A \otimes \sum_{j=1}^{h-1} T_{r-j,h-j}^X$, which we denote M_2 as in the previous section. The peculiarity of -1 origin is that all the nodes attached to a -1 origin will also have -1 as origin. In fact, these are the nodes belonging to a level of B that come from the multiplication of lower levels of X with the last level of A . Then, we should always have $T_{r,h|-1}^B = M_2$ (line 20 Algorithm 3).

By considering the same definition of M_1 of Section 3.3, we can now decompose the product formula into smaller ones, by grouping together the multisets which have the same origin. We thus have $T_{r,h|o}^B = T_{r,h|o}^X \otimes M_1$ for all $o \in \mathcal{O}_{r,h-2} \setminus \{-1\}$, meaning that we can compute each $T_{r,h|o}^X$ with the *msDivision*. Then,

we have to assign to each node of $\mathcal{T}_{r,h-1|o}^X$ one degree from $T_{r,h|o}^X$. However, we can notice that we brought the problem back to the special case of $h = 2$. Indeed, each node of $\mathcal{T}_{r,h-1|o}^X$ have the exact same successor, the only one with the label o . This means that we can again, for each $d \in T_{r,h|o}^X$, attach d new nodes to an arbitrary node of $\mathcal{T}_{r,h-1|o}^X$ (line 25 Algorithm 3). This mechanism is the key to reconstruct X layer by layer without ambiguity. Incidentally, each time we add a k -th new node v in X , we set its label equal to k . This is handled by the *attachNewNodes* method which, in addition to create the nodes, assigns to them the corresponding origin and returns *true* if at least a node is created (Note that the *cyclicGraph* function also automatically assign origins while creating the nodes). Hence, this ensures that all nodes in X have a unique label. The returned value, for its part, allow us to know if X is completely constructed.

It remains now an issue: how to assign origins to the nodes in the layer of B . Up to now, we assigned to each node in $\mathcal{T}_{r,h-1}^X$ a number of predecessors. This means that we also know for each node $v \in \mathcal{T}_{r,h-1|o}^X$, all the degrees induced in $T_{r,h|o}^B$. Indeed, if v has an incoming degree d , there is a sub-multiset $M_v = [d] \otimes M_1$ included in $T_{r,h|o}^B$. We must then apply the label of v as the origin of all the corresponding nodes in $\mathcal{T}_{r,h-1|o}^B$. However, several choices may be possible. Intuitively, for each element d' in M_1 , we assign the label of v as origin to any node w in $\mathcal{T}_{r,h-1|o}^B$ that has $d \cdot d'$ predecessors but two nodes in $\mathcal{T}_{r,h-1|o}^B$ can have the same amount of predecessor, and both can be valid choices at this point¹. A possible approach is to choose one, and try to reconstruct the layers above (lines 31 and 33 Algorithm 2. If a further layer fails, the algorithm backtracks to the last choice made, and tries another origin assignation (lines 35 and 36). The enumeration of all the valid choices for each layer is the cause of the exponential time complexity.

Note that the -1 origins have to be initialized at some point. The first layer where M_2 term appears is at height $h = 2$. The origins are not needed here to construct X but must be affected for the layer $h = 3$. We proceed as explained for $h=2$ and then we only affect a -1 origin to all the nodes in $\mathcal{T}_{r,1}^B$ remaining without origins.

For the verification part, at each height h after having reconstructed the layer, we check that X , multiplied by A considered only up to layer h , contains B (again only up to height h). The truncation of the graphs, consisting in returning subgraphs by removing transients in higher levels, and (in Algorithm 2) it is done by the function *truncate*.

As for the polynomial algorithm, we actually repeat this whole mechanism for all cyclic alignments (Algorithm 2). According to Section 3.2, for each value of $a \in \mathcal{C}_A$ that we consider as the first attractor, we can consider the solutions of the equation $A \times X \supseteq B$. For this reason, even if we have not tested all possible origin assignments for a certain a , after finding a solution the algorithm starts calculating a new solution for another a .

Algorithm 2: Exponential equation solver

Input : A, B connected functional graphs, and p_X positive natural number

Output: A list of solutions for X

```

1 solutions  $\leftarrow$  list();
2 forall  $i \in \{1, \dots, |\mathcal{C}_A|\}$  do
3    $X \leftarrow \text{cyclicGraph}(p_X)$  ;  $\triangleright$  cyclicGraph also assign new origins on  $X$ 
4   if findSolution( $i, A, B, X, 1$ ) then
5     solutions.append(clone( $X$ )) ;  $\triangleright$  A copy of  $X$  is saved as a solution
6 return solutions;
```

Algorithm 3: findSolution

Input : i positive natural number, A, B, X connected functional graphs and h positive natural number

Output: *true* if a solution has been reconstructed, *false* otherwise
(X is modified to be the solution, if it exists, and is not returned)

```
1 originsData  $\leftarrow$  list();
2 nodeAttached  $\leftarrow$  false;
3 forall  $r \in \{1, \dots, |\mathcal{C}_X|\}$  do
4   if  $h = 1$  then
5     error,  $T_{r,1}^X \leftarrow$  msDivision( $T_{r,1}^B, T_{r+i-1,1}^A$ );
6     nodeAttached  $\leftarrow$  attachNewNodes( $g_X(r), T_{r,1}^X[0] - 1$ );
7     originsData.append((getOrigin( $g_X(r)$ ),  $T_{r,1}^B, [g_B(r)]$ ));
8   if  $h = 2$  then
9      $M_1 \leftarrow T_{r+i-2,1}^A + T_{r+i-1,2}^A$ ;
10    error,  $T_{r,2}^X \leftarrow$  msDivision( $T_{r,2}^B - (T_{r+i-1,2}^A \otimes T_{r-1,1}^X), M_1$ );
11    forall  $k \in \{0, \dots, |T_{r,2}^X| - 1\}$  do
12      nodeAttached  $\leftarrow$  attachNewNodes( $\mathcal{T}_{r,1}^X[k], T_{r,2}^X[k]$ );
13      originsData.append((getOrigin( $\mathcal{T}_{r,1}^X[k]$ ),  $T_{r,2}^X[k] \otimes M_1, \mathcal{T}_{r,1}^B$ ));
14      originsData.append((-1,  $T_{r+i-1,2}^A \otimes T_{r-1,1}^X, \mathcal{T}_{r,1}^B$ ));
15   if  $h > 2$  then
16      $M_1 \leftarrow \sum_{j=0}^{h-1} T_{r-j+i-1,h-j}^A$ ;
17      $M_2 \leftarrow T_{r+i-1,h}^A \otimes (\sum_{j=1}^{h-1} T_{r-j,h-j}^X)$ ;
18     forall  $o \in \mathcal{O}_{r,h-2}$  do
19       if  $o = -1$  then
20         error  $\leftarrow (M_2 \neq T_{r,h-1}^B)$ ;
21         originsData.append((-1,  $M_2, \mathcal{T}_{r,h-1}^B$ )) ;  $\triangleright -1$  origins automatically propagates
22       else
23         error,  $T_{r,h|o}^X \leftarrow$  msDivision( $T_{r,h|o}^B, M_1$ );
24         forall  $k \in \{0, \dots, |T_{r,h|o}^X| - 1\}$  do
25           nodeAttached  $\leftarrow$  attachNewNodes( $\mathcal{T}_{r,h-1|o}^X[k], T_{r,h|o}^X[k]$ );
26           originsData.append((getOrigin( $\mathcal{T}_{r,h-1|o}^X[k]$ ),  $T_{r,h|o}^X[k] \otimes M_1, \mathcal{T}_{r,h-1|o}^B$ ));
27 if error  $\vee \neg(\text{truncate}(A, h) \times X \supseteq \text{truncate}(B, h))$  then
28   return false;
29 if  $\neg \text{nodeAttached} \wedge (A \times X \supseteq B)$  then
30   return true;
31 forall origins  $\in$  enumerateAssignments(originsData) do
32   applyOrigins( $B$ , origins);
33   if findSolution( $i, A, B, X, h + 1$ ) then
34     return true;
35   detachOrigins( $B$ , origins);
36  $X \leftarrow \text{truncate}(X, h - 1)$ ;
37 return false;
```

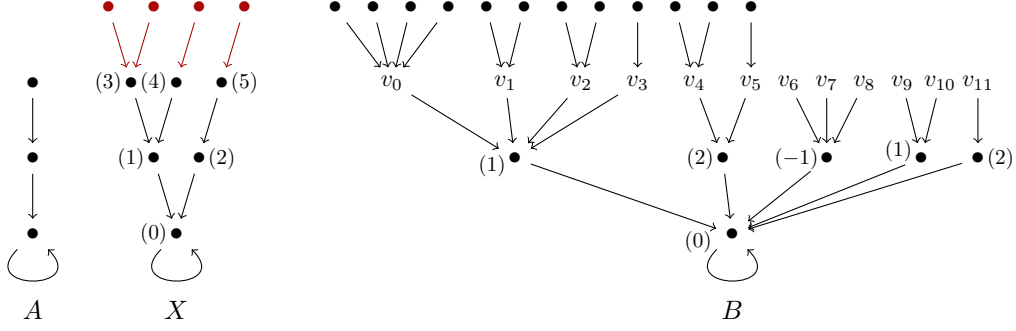


Figure 12: Three functional graphs A , X and B (origins are shown in parentheses).

3.4.1. A basic Example

We will show here an example for the reconstruction of one layer of X (the red one in Figure 12) and the possible origin assignments on B . To construct this third layer of the dynamics of X , $T_{0,3}^B$ is divided by the origins of the nodes of $\mathcal{T}_{0,1}^B$: 1, 2 and -1 . Firstly, $T_{0,3|1}^B = [4, 2, 2, 1, 0, 0]$ (the indegrees of v_0 to v_3 plus the ones of the two leaves v_9 and v_{10}), and also $T_{0,3|2}^B = [2, 1, 0]$ and $T_{0,3|-1}^B = [0, 0, 0]$. We then compute $M_1 = [0] + [1] + [2]$ and $M_2 = [0] \otimes ([2, 1] + [3]) = [0, 0, 0]$. After checking that M_2 is equal to $T_{0,3|-1}^B$, we can now compute, with *msDivision*, $T_{0,3|1}^X$ such that $M_1 \otimes T_{0,3|1}^X = T_{0,3|1}^B$ or $[2, 1, 0] \otimes T_{0,3|1}^X = [4, 2, 2, 1, 0, 0]$. We found that $T_{0,3|1}^X = [1, 2]$, which we can directly apply to the nodes in X with label 3 and 4. We compute in the same way $T_{0,3|2}^X = [1]$. Finally, we assign to the nodes in $\mathcal{T}_{0,2}^B$ the origins 3, 4 and 5. v_4, v_5 and v_{11} will receive the origin 5 and v_6, v_7 and v_8 will receive the origin -1 since there is no choices. For the origins 3 and 4, we can fix one of each for the two nodes v_9 and v_{10} (the choices for the leaves do not matter). For the nodes (v_0, v_1, v_2, v_3) , since both nodes in X can produce a degree 2 in B , we will have to test the two assignments $(3, 3, 4, 4)$ and $(3, 4, 3, 4)$.

Optimized origins affectation.

To reduce the number of possibilities and to avoid impossible affectations, we consider the height of the transients of A and B . For a $v \in V$, let $\mathcal{H}(v)$ be the height of the sub-in-tree rooted on v (with just the root that can be a cyclic node, in the case of $v \in \mathcal{C}$). For each node $v \in \mathcal{T}_{r,h-1|o}^X$, we know that it generates the subset $M_v = [d] \otimes M_1$. Let us consider an element d' of M_1 and the corresponding node u in A . According to our reasoning, one can give the label of v to any node in $\mathcal{T}_{r,h-1|o}^B$ with $d \cdot d'$ predecessors. However, according to the product definition, a node w of B , generated by u of A and v of X , have $\mathcal{H}(w) = \min\{\mathcal{H}(u), \mathcal{H}(v)\}$. Then, we can only choose nodes w in $\mathcal{T}_{r,h-1|o}^B$ with $d \cdot d'$ predecessors and such that $\mathcal{H}(w) \leq \mathcal{H}(u)$. In line with the direct product definition, we can use this optimization technique just if u and v are transients nodes.

After having computed the second layer of X , one needs to assign one origin among three possible ones (1, 2 and -1) for each of the eight nodes w_i in B . Let us compute for each origin the multiset of degrees

¹The *enumerateAssignment* function takes as parameters a list of constraints over origins. The constraints are triplets made of 1. the name of the origin, 2. the multiset M_v of indegrees on which the origins must be assigned, and 3. a set of nodes among which we can assign it. It outputs then all the valid assignments, the latter being hashmaps linking nodes to origins.

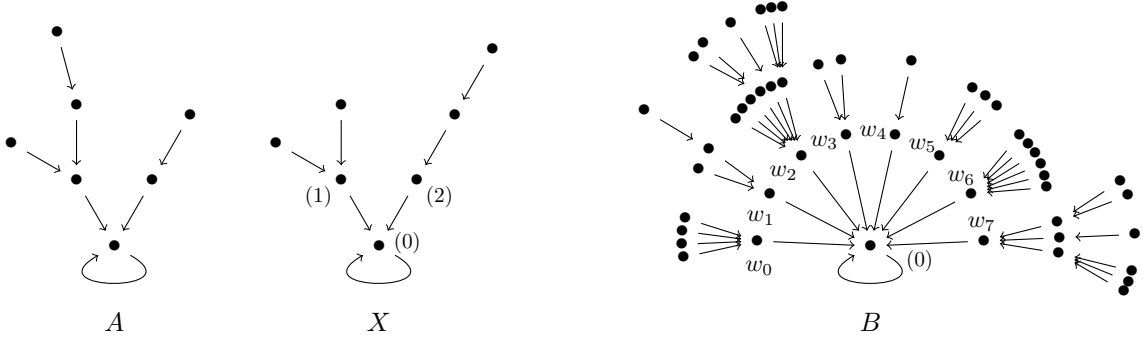


Figure 13: Relevance of height for the origins affectation.

that the nodes must have:

$$\begin{aligned}
 o = -1 &\rightarrow T_{0,2}^A \otimes T_{0,1}^X = [1, 2] \otimes [3] = [3, 6] \\
 o = 1 &\rightarrow [2] \otimes (T_{0,2}^A + T_{0,1}^A) = [2] \otimes [1, 2, 3] = [2, 4, 6] \\
 o = 2 &\rightarrow [1] \otimes (T_{0,2}^A + T_{0,1}^A) = [1] \otimes [1, 2, 3] = [1, 2, 3]
 \end{aligned}$$

Following only the rules on the indegrees, some nodes can be given origins without ambiguity. The node w_0 , being the only one having indegree 4 must have origin 1 and w_4 , with indegree 1, must have origin 2. However, several possibilities exist for the other ones:

- w_1 and w_3 (with both indegree 2) can either have the origin 1 or 2
- w_5 and w_7 (with both indegree 3) can either have the origin -1 or 2
- w_2 and w_6 (with both indegree 6) can either have the origin -1 or 1

This gives us 8 possible affectations. However, by looking at the heights of the sub-graphs, we can reduce the number of possible affectations to only one. First, the nodes w_i in B originating from a node in $u \in \mathcal{T}_{0,1}^A$ and the cyclic point of X (and hence having a -1 origin), must have $\mathcal{H}(w_i) = \mathcal{H}(u)$. As previously said, the height can not be higher and, moreover, there must also be in the sub-tree rooted in w_i a part corresponding to the sub-tree rooted in u repeatedly multiplied with the cyclic point of X , which must have height $\mathcal{H}(u)$. As a consequence, w_6 and w_7 can not have the origin -1 since their heights does not correspond. In the second hand, the node having indegree 2 and origin 1, can not have a rooted sub-tree of height exceeding 1 since it is supposed to originate from a node $u' \in \mathcal{T}_{0,1}^A$ with $\mathcal{H}(u') = 1$. Therefore, w_1 can be excluded. Eventually, the origins for the nodes w_0 to w_7 are 1,2,-1,1,2,-1,1 and 2.

Complexity.

To compute the complexity, we must study the total number of assignation for a certain layer. To do so, one have to know the number of distinct $T_{r,h|o}^B$ at this layer and their lengths. The first corresponds to the number of possible origins (*i.e.* the number of node in X in a layer), which is $\frac{|V_X|}{h_B^{max}}$ (h_X^{max} will be at most h_B^{max}). For their sizes, the number of nodes in a layer of B can be bounded as $\frac{|V_B|}{h_B^{max}}$. However, the algorithm consider only the first p_X values of r , then we have $\frac{|V_B| \cdot p_X}{h_B^{max} \cdot |\mathcal{C}_B|}$. From the explanation of the algorithm, the combinatorial affectation of origins is computed on the equal indegrees in a $T_{r,h|o}^B$. We assume that the number of different incoming degrees is the maximum one, which we will denote as d_{max} . Therefore, the total number N of possible assignments of origins for a layer is $\left(\frac{|V_B| \cdot p_X}{|V_X| \cdot |\mathcal{C}_B| \cdot d_{max}} \right)^{\frac{|V_X| \cdot d_{max}}{h_B^{max}}}$. Since the origin

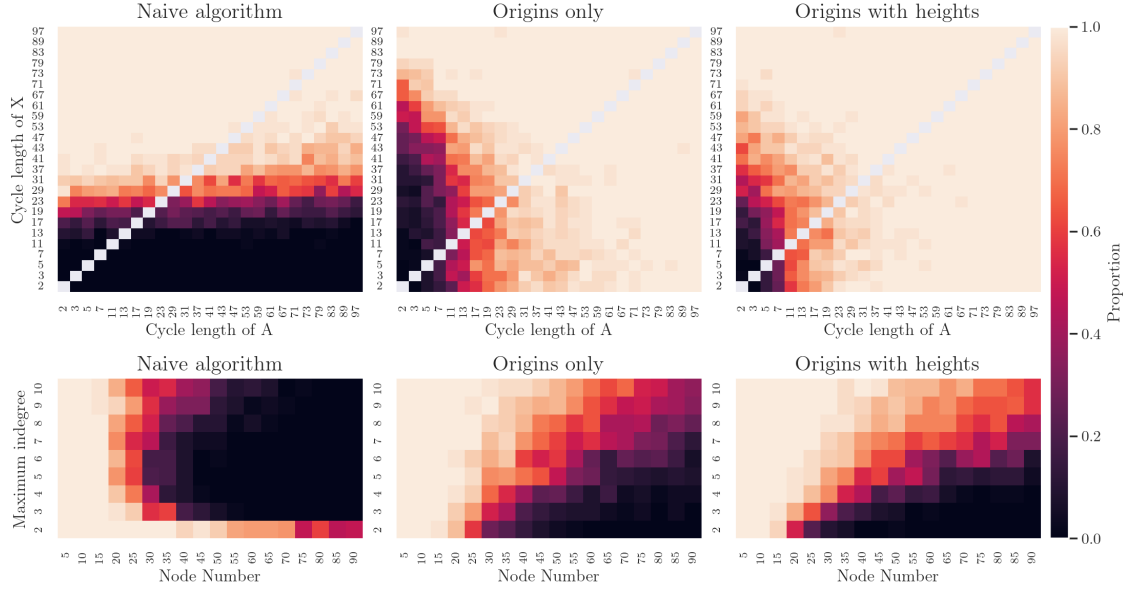


Figure 14: Plots showing the proportion of random instances solved in less than 1 second over the 50 cases executed for each box. The three plots above are based on 30000 instances with A and X of 100 nodes each, and B of 10000 nodes, with increasing cycle lengths for A (x-axis) or X (y-axis). The three plots below are on 9500 instances with A , X and B having only one cyclic node and an increasing number of nodes (x-axis) and maximum indegree (y-axis), for both A and X .

are computed in every layer and this whole process is repeated for each alignment of A and B , the total complexity is in $O(|\mathcal{C}_A| \cdot (N^{h_B^{max}}))$.

An experimental evaluation².

We evaluated the exponential version of the algorithm to investigate the performances over different instances. The results of our analysis are shown in Figure 14. For this experimental evaluation, we generated random instances of equations over connected DDS according to different parameters. For the three plots above, we tested cases with $|\mathcal{C}_A|$ and $|\mathcal{C}_X|$ prime numbers (this ensures $\gcd(|\mathcal{C}_A|, |\mathcal{C}_X|) = 1$), since it represents the worst case scenario in which all the nodes of B are in one connected component. As the total number of nodes is always the same for A and X , we can remark that the axes also gives the information on the number of transient points, (inversely proportional to the cycle lengths). We compared the naive reconstruction algorithm of X (left column of Figure 14) to our approach, with (right) and without (middle) height optimization. As one might have guessed, the naive algorithm strongly depends on the number of transient nodes of X . Indeed, the naive one does not take into account the information on the dynamics of B and A , but just their t-abstractions to compute T^X . Our approach, on the other hand, applies the combinatorial reasoning on elements of B instead of X . It depends consequently on the number of transient of A and X , as B does. As explained in the section above, the $T_{r,h|o}^B$ comes from a multiplication of M_1 , which comes from A , and $T_{r,h|o}^X$ which comes from X . If one of the two is smaller, the resulting $T_{r,h|o}^B$ will be smaller as well. This will decrease the number of possible affectations. The drawback is when X has much less transient points than A . In this case, the combinatorics on X would be more efficient, which explains why the naive algorithm has better results in the far left region of the plots. The optimization over the origins affectation turns out to be relevant to delay the exponential growth of the algorithm. Note that, in emphasis with our conjecture, we considered the time up to the moment that the first solution has been found. If we wanted to enumerate all the solutions, the time would be multiplied by a linear factor.

²We ran all the experiments on an AMD EPYC 7301 processor running at 2.2GHz, with 128GiB of RAM and 16 cores. The algorithm has been implemented in Python 3.9.12 and run with the version 7.3.9 of PyPy.

As smaller cycle lengths tends to increase the execution time, we studied the extreme case of $|\mathcal{C}_A|$, $|\mathcal{C}_X|$ and $|\mathcal{C}_B|$ equal to 1 (*i.e.* the plots below). As in the previous study, the naive algorithm depends almost exclusively on the number of transient points of X . It appears to be efficient only when the incoming degree equal 2. It is a special case where a lot of symmetries are involved and where a great number of distinct permutations lead to isomorphic dynamics. In the two other plots, the incoming degree plays a greater role. One may think that greater indegrees lead to wider layers and to more combinatorics. Surprisingly, the maximum incoming degree makes decrease the execution time. Actually, the combinatorial aspect is correlated to the amount of nodes with the same indegree. This allow us to have much better results than the naive approach as the maximum indegree grows. We notice that also in these cases the combinatorial optimization improve the performances of the algorithm. ³

4. Conclusion and Future Work

We analyzed basic linear equations over functional graphs. We proposed t-abstractions to model some information about FG transient structure. Thanks to the idea of representing dynamics as a function of the number of nodes and the number of predecessors of these nodes, we achieve three main results. We introduced an upper bound to the number of possible solutions, which holds for equations over t-abstractions, as well as for equations over FG. Then, we introduced two different algorithms. The polynomial one finds all solutions of basic equations over t-abstractions. The second algorithm reconstructs the actual graph solutions, which is not immediate even with the t-abstraction. We experimentally observed that this algorithm has good results in most cases and can compute solutions of equations with large number of nodes in the known term, despite its exponential runtime. We also introduced some further optimizations by considering interesting properties of the direct product computed over functional graphs, and succeeded to push back a little more the exponential cost.

Future research directions comprise the further exploration of the connection with the cancellation problem. In particular, with the goal of proving Conjecture 3.1, and to better understand the correlation between the outgoing degree of digraphs and cancellation. Of course, another future development consists in trying to solve more complex equations. In particular, equations of the form $T^X \cdot T^X \supseteq T^B$ represent an important step forward to the solution of generic polynomial equations over t-abstractions (with a constant right-hand side). We also want to set up a full pipeline to decide or find solutions of these more complex equations, by using the results on the basic equations, with a divide and conquer strategy. Finally, it is necessary to investigate the form and the relations between different solutions (when they exist) of an equation over FG, in order to discover if they exhibit some structure, for instance in terms of combinatorics, or from an algebraic point of view and to try to exploit these properties to conceive a faster solution algorithm.

References

- [1] Alonso-Sanz, R., 2012. Cellular automata and other discrete dynamical systems with memory, in: Smari, W.W., Zeljkovic, V. (Eds.), Proceedings of HPCS, IEEE. p. 215.
- [2] Bower, J.M., Bolouri, H., 2004. Computational modeling of genetic and biochemical networks. MIT press.
- [3] Dennunzio, A., Dorigatti, V., Formenti, E., Manzoni, L., Porreca, A.E., 2018. Polynomial equations over finite, discrete-time dynamical systems, in: Proc. of ACRI'18, pp. 298–306.
- [4] Dennunzio, A., Formenti, E., Margara, L., Montmirail, V., Riva, S., 2019. Solving equations on discrete dynamical systems, in: International Meeting on Computational Intelligence Methods for Bioinformatics and Biostatistics, Springer. pp. 119–132.
- [5] Formenti, E., Régis, J.C., Riva, S., 2021. Mdds boost equation solving on discrete dynamical systems, in: International Conference on Integration of Constraint Programming, Artificial Intelligence, and Operations Research, Springer. pp. 196–213.
- [6] Hammack, R., Smith, H., 2014. Zero divisors among digraphs. Graphs and Combinatorics 30, 171–181.
- [7] Hammack, R.H., 2009. On direct product cancellation of graphs. Discrete Mathematics 309, 2538–2543.

³The performance loss for low degrees comes from the graph generation routine which tends to create balanced in-trees. Thus, the height upgrade cannot overcome the extra time of the optimization itself.

- [8] Hammack, R.H., Imrich, W., Klavžar, S., Imrich, W., Klavžar, S., 2011. Handbook of product graphs. volume 2. CRC press Boca Raton.
- [9] Katz, L., 1955. Probability of indecomposability of a random mapping function. The Annals of Mathematical Statistics , 512–517.
- [10] Kruskal, M.D., 1954. The expected number of components under a random mapping function. The American Mathematical Monthly 61, 392–397.
- [11] Lovász, L., 1971. On the cancellation law among finite relational structures. Periodica Mathematica Hungarica 1, 145–156.
- [12] Metropolis, N., Ulam, S., 1952. A property of randomness of an arithmetical function. Technical Report. Los Alamos Scientific Lab.
- [13] Romero, D., Zertuche, F., 2003. The asymptotic number of attractors in the random map model. Journal of Physics A: Mathematical and General 36, 3691.
- [14] Romero, D., Zertuche, F., 2005. Grasping the connectivity of random functional graphs. Studia Scientiarum Mathematicarum Hungarica 42, 1–19.
- [15] Sené, S., 2012. On the bioinformatics of automata networks. HDR. University of Évry Val d’Essonne, France. URL: <https://tel.archives-ouvertes.fr/tel-00759287>.
- [16] Weichsel, P.M., 1962. The Kronecker product of graphs. Proceedings of the American mathematical society 13, 47–52.