

NECE: Narrative Event Chain Extraction Toolkit

Guangxuan Xu^{2*}, Paulina Toro Isaza^{1*}, Moshi Li³, Akintoye Oloko¹
Bingsheng Yao⁴, Aminat Adebeyi¹, Yufang Hou¹, Nanyun Peng², Dakuo Wang¹

¹ IBM Research ²University of California, Los Angeles

³Northeastern University ⁴Rensselaer Polytechnic Institute

{gxu21, violetpeng}@cs.ucla.edu {ptoroisaza, YHou, Dakuo.Wang}@ibm.com

Abstract

NECE is an event-based text analysis toolkit built for narrative documents. NECE aims to provide users open and easy accesses to an event-based summary and abstraction of long narrative documents through both a graphic interface and a python package, which can be readily used in narrative analysis, understanding, or other advanced purposes. Our work addresses the challenge of long passage events extraction and temporal ordering of key events; at the same time, it offers options to select and view events related to narrative entities, such as main characters and gender groups. We conduct human evaluation to demonstrate the quality of the event chain extraction system and character features mining algorithms. Lastly, we shed light on the toolkit’s potential downstream applications by demonstrating its usage in gender bias analysis and Question-Answering tasks.

1 Introduction

Narrative is a common literary form typically associated with accounts of related events covering both fictional (fairy-tales and novels) and non-fictional (news reports or memoirs) stories (Carey and Snodgrass, 2006). Despite the prevalence of long narratives, they can be difficult for humans to quickly process and extract needed information from.

NECE is built to address this difficulty by identifying events in narrative texts and building temporal event chains that are clearly displayed through an intuitive UI system. With the observation that events, time, and characters are the backbones of the narrative style texts, we choose to use temporal event chains with character features to abstract

*Equal contribution.

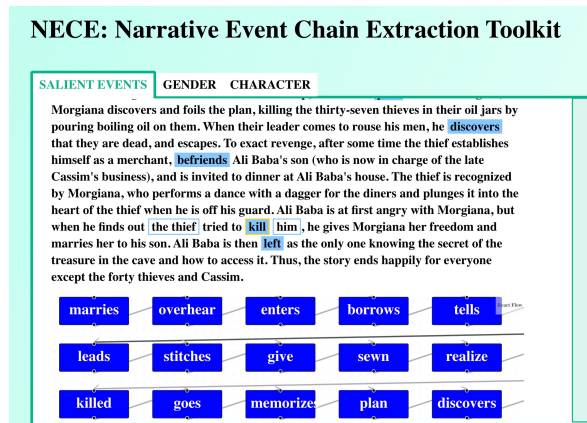


Figure 1: The salient events window displays a temporal chain of key events, aiming to offer a succinct event-based representation of the narrative plot

the key plot of narrative. NECE is specifically designed to mine character features, including the name, gender, and importance of the characters in the narrative, so that it can create separate event-chains for the respective character group. We also build algorithms to find salient events and provide options to view only a chain of salient events that are relevant to main plot in order to save users from being flooded by generic events.

The NECE toolkit is an ensemble of existing SOTA NLP tools and creative novel algorithms that clusters and creates the event chains. NECE uses AllenNLP’s Semantic Role Labeling model (Gardner et al., 2017) to extract events along with the corresponding subjects and direct objects of those events; it also adopts the BookNLP (Bamman et al., 2014) narrative processing pipeline to extract character information. BookNLP (Bamman et al., 2014) is a powerful pipeline combining coreference resolution, semantic role labeling, and

NECE: Narrative Event Chain Extraction Toolkit

SALIENT EVENTS
GENDER
CHARACTER

Story

elder brother Cassim are the sons of a merchant. After the death of their father, the greedy Cassim **marries** a wealthy woman and becomes well-to-do, building on their father's business - but Ali Baba **marries** a poor woman and settles into the trade of a woodcutter. One day Ali Baba is at work collecting and cutting firewood in the forest, and he happens to **overhear** a group of forty thieves visiting their treasure store. The treasure is in a cave, the mouth of which is sealed by magic. It opens on the words "Open, Simsim", and seals itself on the

Gender Select

Male
 Female
 Mix

Top Female Character Events

Event	Argument	Log Odds
know	direct_object	25
tell	direct_object	3.12
go	subject	2.7

Top Male Character Events

Event	Argument	Log Odds
kill	direct_object	2.48
realize	direct_object	2.48

Figure 2: The gender page shows event chains for Male, Female, and Mix(plural noun inclusive of all genders). Right hand side showcases a statistics table for most polarized events for both gender measured by Odds Ratio.

character clustering algorithms to extract character information in literary texts. NECE builds on BookNLP to add temporal event-chain construction a interactive UI system. NECE uses the ECONET (Han et al., 2021) models to predict pairwise temporal relations; but different from the EventPLUS (Ma et al., 2021) pipeline that focuses on sentences-level temporal relation extraction, NECE outputs a global temporal ranking for global events in a document to construct event chain. StoryAnalyzer (Mitri) is another narrative analysis toolkit built on CoreNLP (Manning et al., 2014); it also hosts a graphic interface with features of entities coloring, summary of top characters, and event identification of time and dates. While there is overlap between StoryAnalyzer and NECE, such as the main character summary feature, NECE’s support for temporal event chains is distinct, and its extensions for salient event chains at the story, gender, and character level are also unique and novel.

We present NECE, the first system with an easily accessible online interface for narrative event-chain extraction by character. Human evaluation is conducted at the system level to demonstrate high performance of our character features, temporal relations, and salient events extraction systems. We also demonstrate NECE’s direct application in Question-Answering systems. Lastly, a demo website is available for the public to explore narrative events for analyses such as gender bias.¹

¹The NECE toolkit is licenced under MIT license and

2 System Design

Researchers and developers can use NECE through a Python package available on GitHub to output the full processing results of a narrative document. The general public can also easily access the toolkit through an online interface to process narrative texts of their choice and interactively find visualizations, analyses, and summaries of the uploaded document.

2.1 System Pipeline

The NECE Toolkit’s backend has multiple components running sequentially for each input story. However, each component module can be run individually if the necessary intermediate files already exist. The main component modules are summarized in Figure3 where the orange coloring represents an existing toolkit and the blue coloring represents our new contributions. Some key components are explained in more detail below.

#1. Character Extraction: A modified version of BookNLP (Bamman et al., 2014) extracts and clusters characters and performs co-reference resolution to link pronouns to characters. We use the BookNLP output to count the combined name mentions and pronoun mentions for characters to arrive at their relative importance category, and a high-level categorization as primary, secondary, and tertiary characters.

#2. Event Extraction and Semantic Role Label- will be available for public usage from <https://moshi-li.github.io/demo/>

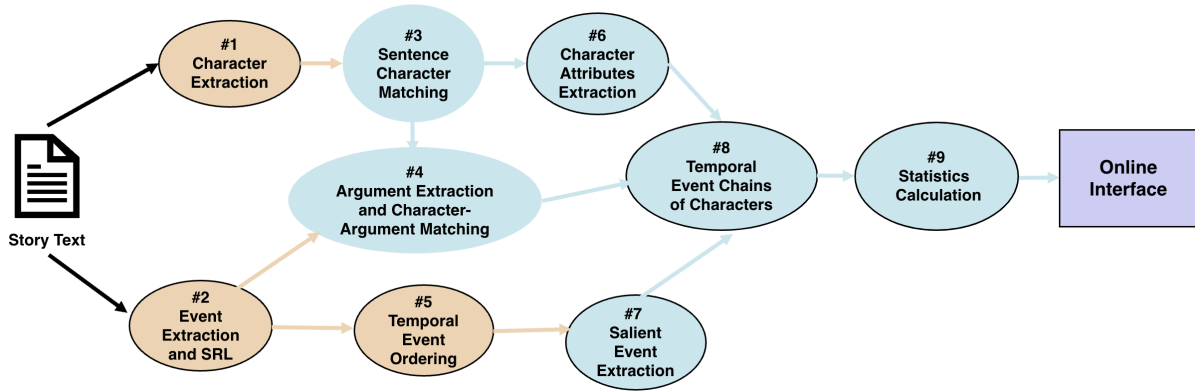


Figure 3: The system design pipeline for NECE Toolkit; orange coloring denotes models and code from existing packages; blue coloring represents our novel algorithms.

ing: We identify events with AllenNLP’s (Gardner et al., 2017) Semantic Role Labeling (SRL) model which extracts verb events and their related arguments such as subject and direct object. Additionally, we determine salient events, those most important to main plot, using our novel algorithm based on the tf-idf (term frequency–inverse document frequency) algorithm.

#5. Temporal Event Ordering: The extracted verb events are filtered and read into ECONET (Han et al., 2021) to find the temporal relationship between pairs of events. A custom ranking algorithm then orders all events based on their pairwise relationships.

#6. Character Gender Extraction: The character and co-reference resolution output from Step #1 is used in combination with NLTK’s parts of speech tagging to extract gender features of characters. Due to limitations of current method, we only offer an imperfect gender categorization as female, male, group/non-binary, or unknown (See Limitation 5)

#7. Salient events are defined as events that are relevant, or essential, to the main narrative of the story as defined by (Zhang et al., 2021). To find the salient events, we trained an inverse document frequency(idf) dictionary on a fairy-tale corpus (Xu et al., 2022) to calculate a tf-idf based salience score. Inverse document frequency can filter out generic events, and document frequency can be used to identify locally important events in the analyzed text. Our experiments 3.3 show that a weighted tf-idf score for the stem words of events successfully identifies salient events.

#8. Temporal Event Chains of Characters: While temporal relations between events are much more complicated than a linear event chain, we still

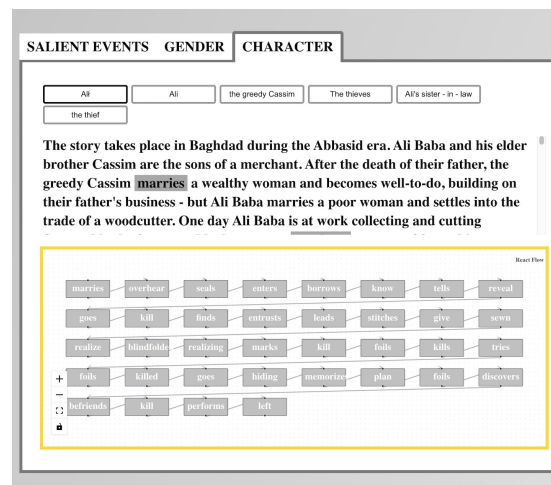


Figure 4: The character interface provides event-chains for top-five characters;

choose an imperfect global event chain representation due to its simplicity in aggregating and summarizing hundreds of events. We acknowledge, as pointed out by (Ning et al., 2018), not all events are aligned on the same temporal axis and thus are not comparable. However, we show through human evaluation that our simplified event chain is a more accurate temporal model than using sequential ordering based merely on the event’s position in the narrative.

#9. Statistic Calculations: These aggregate statistics offer an overview of the narrative document at the character-level, event-level, and story-level. The statistics include metrics for quantifying bias between characters of different narrative importance or between male and female characters. It displays the importance category as reported in # 1; The bias metric is the odds ratio as the as calculated using (Sun and Peng, 2021; Monroe et al., 2017). For example, in a given story, the occurrence of the

event 'kill' has an odds ratio of four from male to female characters. This means that male characters are four times more likely than female characters to be involved in an event involving killing. We apply a common correction, Haldane-Anscombe (Lawson, 2004), to account for cases in which one group has no observed counts of the event.

2.2 Online Interface

The online toolkit interface takes in story text as input and creates a visualization of the event chains and maps the events back to the text in a dynamic graphical interface. As shown in Figure 1, annotated story text occupies the main screen and users can scroll up and down for full content; on the lower left part of the screen is the event chain where clicking on the event block directs the user to the annotated event in the text corpus. For the Gender and Character feature windows, a statistics overview is offered on the right hand section of the screen.

2.2.1 Salient Event Chain

The first feature of our interface, salient event chain extraction and visualization, is depicted in Figure 1. While a complete event chain can be helpful to get holistic and comprehensive view of the story, long event chains can be hard to digest for users. Thus, we focus on the salient events of which main characters are participants. The event chain is organized in the temporal order by which the event happens. When clicking on one of the events, the user is taken to the location of the event in the text with the subject and objects of the event highlighted.

2.2.2 Gender

Gender representation in print media has attained increasing public attention: according to (McCabe et al., 2011), no more than 33% of children's books published in any given year contain female main characters, the number is up to 100% for male characters. Following the call to emphasize gender fairness by explicitly identifying the gender of main characters of books², we present event chains for different gender groups, as shown in Figure 2. We use different shapes to denote the argument type of the character (subject or direct object) of the event; different coloring denotes the gender of the subject argument of events. The statistics section displays a contingency table of the story-level event statistics

²<https://www.kirkusreviews.com/news-and-features/articles/unmaking-white-default/>

for the most gender polarized events based on odds ratio.

2.2.3 Character

The character feature, shown in Figure 4, displays option tabs for the top 5 characters in the narrative as determined by number of appearances. Clicking on the tab brings the respective event chains and a statistics table summarizing the importance of characters by mentions in the story.

3 Evaluation of System on Fairy-Tale Corpus

3.1 Experiment Setup

Dataset Experiments are conducted on the Fairy-taleQA dataset, a corpus of 278 open-source fairy-tales (Xu et al., 2022). First, we evaluate the event ordering model compared to heuristics-based method of ordering events using f-score based metrics. Next, we conduct in-group annotations for four dimensions of the output event chain, and we adopt a precision-based metric to validate the quality of our event chain. Lastly, we shed light on NECE's application potential by showing its usage in bias analysis and Question-Answering tasks.

3.2 Human Evaluation of Temporal Ordering

The NECE toolkit incorporates ECONET(MATRES)³ (Han et al., 2021) as the engine to predict temporal relations between events. ECONET is a BERT-based model (Devlin et al., 2019) trained with a joint-objective of temporal relation mask-filling and contrastive loss from discriminating corrupted temporal tokens. While (Han et al., 2021) reports a high performance of 0.793 F1-score on the MATRES (Ning et al., 2018) dataset, we conduct another round of human evaluation of the model's performance on literary stories to validate the quality of our temporal ordering model in our domain.

We randomly selected three stories from the FairytaleQA corpus, totaling 358 event-pairs. We manually annotated each adjacent pairs of events as golden labels, of which 264 are before, 49 are after, and 45 are vague. Then, we conduct experiments on the temporal ordering model with those annotations as ground truth and compare our NECE toolkit with two heuristics based models and

³ECONET model trained on MATRES dataset; <https://github.com/PlusLabNLP/ECONET>

Method	BEFORE		AFTER		F1		# TRUELABEL	
	prec	rec	prec	rec	micro	macro	before	after
Random (<i>ref.</i>)	0.503	0.847	0.510	0.160	0.504	0.437	264	49
Sequential	1.0	0.843	0.0	0.0	0.843	<u>0.457</u>	264	49
NECE(ECONET)	0.931	0.995	0.979	0.727	0.939	0.898	264	49

Table 1: Random refers to random ordering of two pairs; Sequential refers to a heuristic that puts events that are in earlier sequential order in the text as temporally earlier; Baseline1 is a temporal relations model that we test; NECE(ECONET) is our model’s performance. Best scores are **emboldened**. Due to the imbalanced dataset favoring BEFORE relation, the sequential heuristics gives good accuracy, compared to random. However, our temporal model far outperforms heuristics in macro-f1, and performs better in accuracy.

Event-chain	precision	# samples
Salient Event	0.758	195
Subject Character	0.86	196
Subject Gender	0.90.7	196
Temporal-Order	0.94.3	196

Table 2: Evaluation of the event chain; We conduct experiments to evaluate 4 aspects of the event chain, including its salient event extraction, character extraction, gender extraction.

a neural-based baseline. The ECONET model classifies events into four labels: BEFORE, AFTER, SIMULTANEOUS, and VAGUE. For the practical purpose of constructing an event-chain, we apply the imperfect heuristic of converting all SIMULTANEOUS and VAGUE labels to BEFORE. The results are shown in Table 1. The ECONET model performs better in both micro and macro-F1 than assuming a sequential ordering based simply on position in narrative. The macro-F1 score on our corpus is higher than the reported score in (Han et al., 2021) because our evaluation data is imbalanced in favor of the BEFORE label which is easier for the model. Also, notably, our model has high precision in predicting the AFTER label but low recall. One caveat of the ECONET model lies in its inability to detect VAGUE events where two events are incomparable. About 12.5% of total event pairs are annotated VAGUE, but none of these pairs is predicted to be VAGUE by the temporal model. An example of vague relations, is the following,

This godmother of hers, who was a fairy, said to her, “You wish you could go to the ball...”

“Said” and “wish” lie in two separate timelines and thus are ambiguous to compare. VAGUE relations are common if we compare relations within the same sentence; to avoid incomparable event pairs, we also tried running the temporal relation

prediction model only on salient events so that in-sentence events comparison no longer happens. Besides helping the performance of the temporal relation extraction model, constructing salient event chains can also provide more concise representations of the narrative. We acknowledge that, as pointed out by (Ning et al., 2018), not all events can be compared along the same temporal axis. Even so, temporal ordering of events based on extracted temporal relations still results in higher accuracy than relying on heuristics as shown in Table 1.

3.3 Evaluation of the Four Dimensions of an Event Chain

We conduct experiments to evaluate four dimensions of the event chain: salient events identification, character extraction, gender extraction, and temporal ordering. Each story contains hundreds of events and manually coding each on the four dimensions is laborious. To measure the quality of the event chain, and for practical reasons, we adopt a precision based method to ask humans to judge whether the output event is correct in each step on the respective four dimensions.

We perform in-group annotation on three randomly selected stories from the FairyTale corpus (Xu et al., 2022) consisting of around 200 events and 600 data points. We annotate based on the following procedure: for salient events, we annotate one or more salient events in each sentence to examine if the toolkit’s prediction correctly matches the human-identified salient events; for character extraction, we annotate the name of the character that is the subject argument of the event to compare with model’s character coding; for gender prediction, we annotate the gender of the event’s subject argument; lastly, to annotate temporal ordering, at each step of the event chain, we ask the annotator whether the current event’s posi-

tion is reasonable given its previous and subsequent events in the chain. Table 2 shows the precision of the evaluation results along the four dimensions.

The evaluation results are shown in Table 3.3; we observe a high score for temporal-order consistent with the high precision observed in pairwise temporal ordering experiments in Table 1; subject gender prediction, a relatively easy task solvable through gendered pronoun identification and co-reference resolution, enjoys the second highest score; subject character identification is difficult, given the number of possible characters in a narrative, but still achieves good performance largely thanks to the robustness of the BookNLP toolkit (Bamman et al., 2014); salient event identification using the tf-idf algorithm gives decent performance but still has room for improvement.

4 Downstream Tasks

4.1 Gender Bias Analysis

For each narrative text, NECE can automatically construct a table showing events that have a biased distribution between male and female characters. For example, in the right section of Figure 2, the statistics table shows that “know” and “tell” are two event disproportionately associated with female characters, while “kill” and “realize” are more likely to be male associated events. Kill could be a stereotype that associates male with violence. Event-based automatic bias flagging using NECE can be a critical industrial application to protect unaware children or teenager against gender bias from storybooks.

4.2 Question-Answering

NECE toolkit is also helpful in enhancing a Question-Answering model’s performance on certain narrative events related questions. Xu et al. (2022) leverages a SOTA sequence-to-sequence model for the baseline QA-task experiment on the FairytaleQA dataset which contains 10,580 QA-pairs annotated by education experts. The education experts split each story into multiple sections which contain multiple paragraphs. Then, they provided related story section(s) and a category of the question that belongs to an established framework along with each QA-pair they annotated. Among the six categories (character, setting, action, feeling, causal relationship, outcome resolution, and prediction), we notice that action, causal relationship and outcome resolution are specifically about

a certain event or events that are causally related.

Fine-tune	baseline event train split		event valid split + event sentences	
	baseline event test split	event test split + event sentence	baseline event test split	event test split + event sentence
all event QA	0.762	0.765	0.721	0.732
causal relationship	0.725	0.747	0.676	0.687
outcome resolution	0.664	0.668	0.645	0.693
action	0.793	0.797	0.765	0.678

Table 3: The QA experiment result demonstrates our toolkit is able to help models make better predictions on event-related QA-pairs in the FairytaleQA dataset.

By leveraging NECE, we extract events from related story sections of each QA-pair and further identify the sentence(s) in the story closely related to the question based on word vector similarity. We hypothesize that providing correct context for the question would help the model to better locate and extract the correct answer. We conduct two experiments to examine whether the additional information provided by NECE can improve model performance.

We select those extracted event-related QA-pairs from the original train, valid, and test split, forming three new subsets of 4432/536/513 QA-pairs respectively. We leverage Rouge-L as the evaluation metric to compare the generated answer with two human annotated ground-truth answers. We first fine-tune a baseline T5-base model with the event-related train split to concatenate with the sentence most relevant to the original input question during prediction. By comparing with the baseline prediction setting where no additional information is provided, we discover that the model’s prediction performance on all three event-related categories see improvement.

Then, we use NECE and the event-related validation split to fine-tune another model where we concatenate the most closely related sentence and its adjacent sentences as additional information to the original input. We perform the same two prediction experiments and also observe improvement on the model’s performance on three event-related categories. Detail of the results are shown in Table 3. The hyper-parameters of the QA experiments are in Appendix A.

5 Conclusion

In conclusion, we present NECE, the first system online interface that extracts temporal event chains for narrative documents with built in functionalities

for character feature extraction and analysis. Our pipeline is hosted on a public server which is powered by GPU to run fast inference for large neural models. We hope that NECE can assist research and work in event-based analysis or understanding of novels, short stories, fairy-tales, and other wide ranges of narrative documents. While bias analysis and Question-Answering are two example downstream tasks, the NECE system can be leveraged for many more potential applications.

Limitations

Our toolkit is primarily limited by the accuracy of the existing models it leverages such as BookNLP, ECONET, and AllenNLP Semantic Role Labeling. BookNLP's entity extraction and co-reference resolution in particular misses many character mentions because it has a hard time mapping nominal mentions of characters ("the girl") with the corresponding character names ("Cinderella"). ECONET was trained on a dataset sourced from news articles, so it may not yield the same high performance on other domains of narrative such as literary and fictional stories. Gender extraction of non-binary characters is limited by few examples in the development corpus and existing models' predisposition to label all uses of the pronoun "them" as plural. Thus, the current implementation is limited to comparisons of female and male characters which perpetuates a gender binary. Another limitation lies in defining narrative events as action verbs in a sentence. Not all narrative events are described explicitly through action verbs.

Acknowledgements

We'd like to thank Daniel Firebanks-Quevedo for his work on the gender feature extraction.

References

- David Bamman, Ted Underwood, and Noah A. Smith. 2014. A bayesian mixed effects model of literary character. In *ACL*.
- Gary Carey and Mary Ellen Snodgrass. 2006. *A multicultural dictionary of literary terms*. & Co.
- Jacob Devlin, Ming-Wei Chang, Kenton Lee, and Kristina Toutanova. 2019. Bert: Pre-training of deep bidirectional transformers for language understanding. *ArXiv*, abs/1810.04805.
- Matt Gardner, Joel Grus, Mark Neumann, Oyvind Tafjord, Pradeep Dasigi, Nelson F. Liu, Matthew Peters, Michael Schmitz, and Luke S. Zettlemoyer. 2017. *Allennlp: A deep semantic natural language processing platform*.
- Rujun Han, Xiang Ren, and Nanyun Peng. 2021. Econet: Effective continual pretraining of language models for event temporal reasoning. In *EMNLP*.
- Raef Lawson. 2004. *Small sample confidence intervals for the odds ratio*. *Communications in Statistics - Simulation and Computation*, 33(4):1095–1113.
- Mingyu Derek Ma, Jiao Sun, Mu Yang, Kung-Hsiang Huang, Nuan Wen, Shikhar Singh, Rujun Han, and Nanyun Peng. 2021. Eventplus: A temporal event understanding pipeline. In *NAACL*.
- Christopher Manning, Mihai Surdeanu, John Bauer, Jenny Finkel, Steven Bethard, and David McClosky. 2014. *The Stanford CoreNLP natural language processing toolkit*. In *Proceedings of 52nd Annual Meeting of the Association for Computational Linguistics: System Demonstrations*, pages 55–60, Baltimore, Maryland. Association for Computational Linguistics.
- Janice McCabe, Emily Fairchild, Liz Grauerholz, Bernice A. Pescosolido, and Daniel Tope. 2011. *Gender in twentieth-century children's books: Patterns of disparity in titles and central characters*. *Gender & Society*, 25(2):197–226.
- Mike Mitri. *Story analyzer*.
- Burt L. Monroe, Michael P. Colaresi, and Kevin M. Quinn. 2017. *Fightin' words: Lexical feature selection and evaluation for identifying the content of political conflict*. *Political Analysis*, 16(4):372–403.
- Qiang Ning, Hao Wu, and Dan Roth. 2018. *A multi-axis annotation scheme for event temporal relations*. In *ACL*.
- Jiao Sun and Nanyun Peng. 2021. Men are elected, women are married: Events gender bias on wikipedia. *ArXiv*, abs/2106.01601.
- Ying Xu, Dakuo Wang, Mo Yu, Daniel Ritchie, Bingsheng Yao, Tongshuang Wu, Zheng Zhang, Toby Li, Nora Bradford, Branda Sun, Tran Hoang, Yisi Sang, Yufang Hou, Xiaojuan Ma, Diyi Yang, Nanyun Peng, Zhou Yu, and Mark Warschauer. 2022. *Fantastic questions and where to find them: FairytaleQA – an authentic dataset for narrative comprehension*. In *Proceedings of the 60th Annual Meeting of the Association for Computational Linguistics (Volume 1: Long Papers)*, pages 447–460, Dublin, Ireland. Association for Computational Linguistics.
- Xiyang Zhang, Muhao Chen, and Jonathan May. 2021. Saliency-aware event chain modeling for narrative understanding. In *EMNLP*.

A QA Experiment Hyper-parameters

The model backbone for all models fine-tuned for the QA experiment is T5-base. We maintain the same learning rate of $5e^{-5}$. For the model fine-tuned on event-related train split, we set *epochs* = 4. For the model fine-tuned on event-related valid split with additional event information (with about 1/8 amount of data than the previous setting), we set *epoch* = 32.