

Cross-Domain Few-Shot Classification via Inter-Source Stylization

Huali Xu, Li Liu*

Center for Machine Vision and Signal Analysis, University of Oulu
Oulu, Finland

huali.xu@oulu.fi, li.liu@oulu.fi

Abstract

Cross-Domain Few Shot Classification (CDFSC) leverages prior knowledge learned from a supervised auxiliary dataset to solve a target task with limited supervised information available, where the auxiliary and target datasets come from the different domains. It is challenging due to the domain shift between these datasets. Inspired by Multisource Domain Adaptation (MDA), the recent works introduce the multiple domains to improve the performance. However, they, on the one hand, evaluate only on the benchmark with natural images, and on the other hand, they need many annotations even in the source domains can be costly. To address the above mentioned issues, this paper explore a new Multisource CDFSC setting (MCDFSC) where only one source domain is fully labeled while the rest source domains remain unlabeled. These sources are from different fields, means they are not only natural images. Considering the inductive bias of CNNs, this paper proposed Inter-Source stylization network (ISSNet) for this new MCDFSC setting. It transfers the styles of unlabeled sources to labeled source, which expands the distribution of labeled source and further improves the model generalization ability. Experiments on 8 target datasets demonstrate ISSNet effectively suppresses the performance degradation caused by different domains.

1. Introduction

Deep learning networks have highly successful depends on a huge amount of labelled data training, but it is usually hampered when the dataset is small. Therefore, the few-shot learning task start to be widely studied. Few-Shot Classification (FSC), aiming at solving a target task with only very limited supervised information available, has been extensively explored and achieved promising progress in the past few years [69]. Due to the limited supervision information on the target task, it is common to leverage prior knowledge learned from the supervised auxiliary

datasets¹ to address the FSC problem. However, most existing research on FSC assumes that the auxiliary and the target datasets are from the same domain [6, 51].

Unfortunately, such an assumption is a strict constraint, and can be violated in many realistic applications, as for many target tasks, there could be no auxiliary datasets from the same domain available. This leads to a newly emerging and more challenging problem called Cross Domain FSC (CDFSC) where the auxiliary and target datasets come from two (extremely) different domains [62, 19]. Recently, there are several attempts [62, 19] proposed to tackle it, from different angles like adversarial training [65], model ensembling [1], finetuning [16, 49, 24], and leveraging data from the target domain [49, 24], etc. Despite these efforts, CDFSC is still in its early stages, with many open issues.

To address the CDFSC problem, numerous Domain Adaptation (DA) methods [12, 75, 71] aiming at minimizing the impact of domain shift between the source and target domains are certainly helpful. Recently, many Multisource Domain Adaptation (MDA) methods have achieved great success by leveraging knowledge learned from multiple fully labeled source domains [81]. Inspired by these contributions, [61] proposed a multidomain benchmark for FSC. And [36, 37] further propose the methods base on this benchmark. However, on the one hand, [61] is limited to natural images and art images, implying that methods designed in this benchmark [36, 37] may not perform well when applies to other domains with types of satellite images, medical images, and so forth. On the other hand, in many realistic applications, obtaining lots of annotations even in the source domains can be costly. Therefore, rather than using multiple fully labeled source domains, this paper intend to explore a more generalized scenario where only one single source domain is fully labeled while the rest source domains remain fully unlabeled.

Based on the aforementioned discussion, in this work our main focus is a novel problem called Multisource CDFSC (MCDFSC), as shown in Figure 1, where only one source

¹which usually has many categories with plenty of labeled samples in each category, and does not cover any category in the target task.

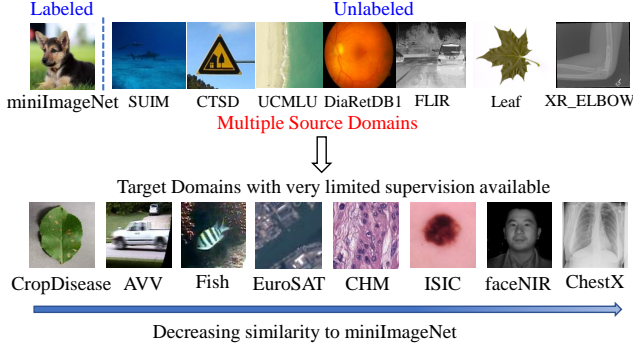


Figure 1. The new setting MCDFSC proposed by this paper. The multiple source domains include one fully labeled source and seven unlabeled sources. The target domains in this paper includes eight datasets.

domain is fully labeled (dubbed original source domain \mathcal{D}^{sl}) while the rest source domains (dubbed auxiliary source domains $\{\mathcal{D}_i^{su}\}_i$) remain unlabeled. Obviously, how to introduce and utilize $\{\mathcal{D}_i^{su}\}_i$ to improve the generalization ability in MCDFSC becomes a big challenge in this setting. As the proposed MCDFSC setting is novel, we have to firstly establish an evaluation benchmark including datasets. For the source domains, the miniImageNet is selected as the labeled source \mathcal{D}^{sl} , and the curated unlabeled sources $\{\mathcal{D}_i^{su}\}_i$ are selected based on the following reasons: (1) To cover a wide spectrum of practical scenarios where unlabeled samples are easily obtained and labels are relatively costly; (2) To reflect wild distribution shifts. And for the target domains, in addition to [19], we also choose other four datasets from different fields.

With the established benchmark datasets, next we present a novel approach, named Inter-Source stylization network (ISSNet), to address the MCDFSC problem. The motivation for this approach is that CNNs are inherently sensitive to domain shift and have very poor generalization to the domain due to they have a strong inductive bias towards the styles of images [4, 5, 21]. Compared to content changes, image style changes are more likely to cause domain changes. Based on the above considerations, this paper proposes ISSNet to improve the model generalization ability by increasing the diversity of the domain, which achieved by transferring styles between sources. The proposed ISSNet consists of three major components: (i) Inter-Source style transfer learning, (ii) Cross-domain consistency learning, and (iii) Target prototypical classifier learning. First of all, in the Inter-source style transfer learning phase, the labeled domain \mathcal{D}^{sl} and unlabeled domains $\{\mathcal{D}_i^{su}\}_i$ are input into an AdaIN network to transfer the style information from $\{\mathcal{D}_i^{su}\}_i$ to \mathcal{D}^{sl} . That means the distribution of \mathcal{D}^{sl} is extended by all unlabeled $\{\mathcal{D}_i^{su}\}_i$. We called the combination of $\{\mathcal{D}_i^{su}\}_i$ and \mathcal{D}^{sl} as

$\{\mathcal{D}_i^{al}\}_i$. Secondly, in the cross-domain consistency learning phase, we learn an encoding model and a classifier with \mathcal{D}^{sl} and $\{\mathcal{D}_i^{al}\}_i$. The introduce of $\{\mathcal{D}_i^{al}\}_i$ greatly expands the distribution of \mathcal{D}^{sl} , which allows the encoding model to learn priors from more domains and generalizes to other more domains. Finally, in the target prototypical classifier learning phase, the pretrained encoding model is finetuned on the target datasets. Furthermore, a new prototypical classifier need to be learn on the target datasets due to cross-category between sources and targets. The goal of ISSNet is to improve the FSC performance on target domains by transferring the prior knowledges from \mathcal{D}^{su} and \mathcal{D}^{sl} to the target domain. The contribution of this paper as follows:

- (1) This paper proposes a new MCDFSC setting. In this setting, we propose a benchmark datasets, which utilizes \mathcal{D}^{sl} and \mathcal{D}^{su} to improve the CDFSC performance. This is the first work that improve the CDFSC effects with the help of unlabeled data from multiple source domains.
- (2) An ISSNet is proposed to combine the informations of \mathcal{D}^{su} and \mathcal{D}^{sl} to expand the distribution of source domains, thereby improving the generalization ability of model.
- (3) Experiments on these 8 target datasets show the proposed method consistently suppresses the performance degradation caused by domain shifts.

2. Related work

2.1. Conventional Few-Shot Classification

Conventional Few-Shot Classification (FSC) is proposed to address the problem when dataset is small. FSC aims at solving a target task with only very limited supervised information available. Existing FSC methods usually are idvided into transfer learning based methods [29, 40, 78, 28] and meta-learning based methods [14, 57, 64]. In the recent methods, [53] classifies the samples in a learned metric space, in which the distances from samples to prototype representations of each class are computed. [64] proposes a neural network which utilizes attention and memory to enable rapid learning. [28] achieves well FSC performance by scaling up pre-training with a few carefully selected components and simple heuristic transferring. Furthermore, some works introduce other datas to further improve the FSC performance. [32] proposes to use out-of-distribution samples, such as unlabeled samples coming from outside the target classes, to improve the FSC performance. And [8] proposes a MixUp-based online data augmentation technique acting in the latent space. In general, existing FSC methods achieve the particularly good results.

2.2. Cross-Domain Few-Shot Classification

CDFSC aims at predicting the novel classes, which contains few samples in each class, in unseen target domain using the source data. Existing methods usually address the

CDFSC problem from several aspects such as adversarial training [65], model ensembling [1], finetuning [16, 49, 24], and leveraging unlabeled data from the target domain [49, 24], etc. In these methods, [60] develops an adversarial learning-to-learning mechanism to help the proposed shift layer learn how to generate the pseudo tasks. Furthermore, [16] integrates the proposed mixup module into the meta-learning mechanism to improve the CSFSC performance. Different with [16] introduces the labeled target data, [49] tackles the extreme domain gap by self-training a source domain representation on unlabeled data from the target domain. Recently, [34] improves the CDFSC performance by utilizing a Kullback-Leibler divergence loss to gradually guide the model towards the calibrated distance-based distribution. Besides, instead of dynamically estimating the task-specific weights, [37] learns them from scratch directly on a few-shot support set.

3. Methodology

3.1. Problem Formulation

We first formulate the vanilla (single-source) CDFSC setting. We are given a target task defined by a training dataset with only a few labeled samples $\mathcal{D}^t = \{(\mathbf{x}_i^t, y_i^t)\}_{i=1}^{n^t}$, and a source dataset $\mathcal{D}^s = \{(\mathbf{x}_i^s, y_i^s)\}_{i=1}^{n^s}$ irrelevant of the target task, where $n^s \gg n^t$, $y_i^s \in \mathcal{Y}^s$, $y_i^t \in \mathcal{Y}^t$, $\mathcal{Y}^t \cap \mathcal{Y}^s = \emptyset$ (The source and target do not share the label space). Note that \mathcal{D}^t and \mathcal{D}^s are sampled from two different probability distributions p and q respectively, $p \neq q$. In \mathcal{D}^t , following the commonly used “ C -way K -shot” setting, there are C classes with each class having only K (very small, *e.g.*, 1, 5) samples. That is $n^t = CK$. The training dataset \mathcal{D}^t is also called the support set for the target domain. The objective of the CDFSC problem aims at leveraging dataset \mathcal{D}^s from other domain to solve the target task, which can address the issue when there is no auxiliary samples from the same domain as the target task available.

In our proposed MCDSC setting, we are given one labeled source domain \mathcal{D}^{sl} and other N unlabeled source domains $\mathcal{D}^{su} = \{\mathcal{D}_i^{su}\}_{i=1}^N$ (all $N + 1$ datasets are from different domains). For the single labeled source domain \mathcal{D}^{sl} , the miniImageNet [64] is utilized as it has both category and sample diversity, and it is an easily obtainable domain. While the unlabeled source domains are selected based on the following reasons: (1) To cover a wide spectrum of practical scenarios where unlabeled samples are easily obtained and labels are relatively costly; (2) To reflect wild distribution shifts. Therefore, the curated unlabeled source domains $\mathcal{D}^{su} = \{\mathcal{D}_i^{su}\}_{i=1}^N$ ² are collected from different domains: industry images, remote sensing images, medical images, near infrared images, underwater images, low quality traffic sign images. As a result, the

²Appendix shows the details of $\{\mathcal{D}_i^{su}\}_{i=1}^N$.

unlabeled source domains provide a significant amount of unlabeled data that can be leveraged for robust model training, together with the labeled source dataset. The objective of the proposed MCDSC problem aims at jointly and effectively leveraging the $N + 1$ source domains to improving the learning of the target FSC task.

3.2. Inter-Source Stylization Network

To address the proposed MCDSC problem, this paper proposes a novel framework, summarized in Figure 2. Firstly, in order to utilize the valid information of \mathcal{D}^{su} , this paper transfer the styles of \mathcal{D}^{su} to \mathcal{D}^{sl} by AdaIN process, which means the distribution of \mathcal{D}^{sl} is expanded by several different domains. And this further improves the model generalization ability. \mathcal{D}^{su} and \mathcal{D}^{sl} are combined into the new data \mathcal{D}^{al} by an AdaIN network. Because \mathcal{D}^{al} inherits the contents of \mathcal{D}^{sl} and the styles of \mathcal{D}^{su} , which means \mathcal{D}^{al} and \mathcal{D}^{sl} share the labels. Therefore, $\mathcal{D}^{al} = \{(\mathbf{x}_i^{al}, y_i^{sl})\}_{i=1}^{n^{al}}$, where n^{al} is the number of \mathbf{x}_i^{al} , and y_i^{sl} is the labels of the corresponding \mathcal{D}^{sl} . Both \mathcal{D}^{al} and \mathcal{D}^{sl} are utilized to train the encoding model, and the model is evaluated on all \mathcal{D}^t . The utilization of both \mathcal{D}^{sl} and \mathcal{D}^{su} expands the distribution of sources without increasing the pressure of label acquisition, which is beneficial to improve the generalization ability of model.

As shown in Figure 2, this paper proposes a Inter-Source Stylization Network (ISSNet) to transfer the prior knowledges learned from \mathcal{D}^{sl} and \mathcal{D}^{su} to \mathcal{D}^t . ISSNet consists of three steps: (i) Inter-Source style transfer learning, (ii) cross-domain consistency learning that leverages \mathcal{D}^{sl} and pseudo-labeled samples \mathcal{D}^{al} , and (iii) target prototypical classifier learning. In the Inter-Source style transfer learning step, an AdaIN network (named A) is trained with \mathcal{D}^{sl} and \mathcal{D}^{su} , which transfers the styles of \mathcal{D}^{su} to \mathcal{D}^{sl} . And then A generates \mathcal{D}^{al} that contains the same contents with \mathcal{D}^{sl} and similar styles with \mathcal{D}^{su} . In the cross-domain consistency learning phase, the generated \mathcal{D}^{al} shares labels with the corresponding \mathcal{D}^{sl} due to the same contents between them. Both \mathcal{D}^{al} and \mathcal{D}^{sl} are input into the encoding model (named M), followed by a classifier. In the target prototypical classifier learning step, we finetune the pretrained M and learn a new classifier on \mathcal{D}^t , and we predict on query set of target datasets.

Inter-Source style transfer learning. Inter-Source style transfer learning is achieved by an AdaIN network A . It aims at combining the information of \mathcal{D}^{sl} and \mathcal{D}^{su} to reconstruct the new pseudo-labeled samples \mathcal{D}^{al} . We follow the network structure of [23], where A consists of an encoder E_A and a decoder D_A , where AdaIN module is between E_A and D_A . E_A maps \mathcal{D}^{sl} and \mathcal{D}^{su} to the corresponding features f^{sl} and f^{su} , respectively. And the

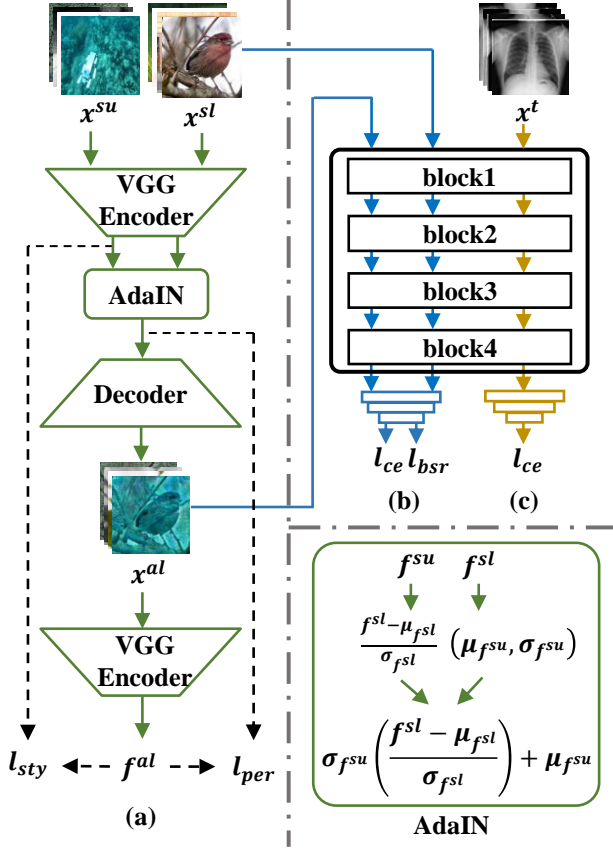


Figure 2. Overview of ISSNet. (a) Inter-Source style transfer learning, the process is marked with green line. (b) Cross-Domain consistency learning, the process is recorded with blue line. (c) Target prototypical classifier learning, record as yellow line. The structure of AdaIN module is shown in the lower right corner of the figure.

AdaIN process combines these two features as follows:

$$AdaIN(f^{sl}, f^{su}) = \sigma(f^{su}) \frac{f^{sl} - \mu(f^{sl})}{\sigma(f^{sl})} + \mu(f^{su}) \quad (1)$$

where $\mu(*)$ and $\sigma(*)$ indicate the mean value and standard deviation, respectively. And D_A upsamples $AdaIN(f^{sl}, f^{su})$ to \mathcal{D}^{al} , they have same sizes with corresponding inputs.

In addition, A is optimized with the perceptual loss function l_{per} and the style loss function l_{sty} . l_{per} measures the perceptual similarity of two samples through the distance between activation maps of a pre-trained network. It can be defined as:

$$l_{per} = \mathbb{E} \left[\sum_i \frac{1}{N_i} \|\phi_i(\mathcal{D}^{sl}) - \phi_i(\mathcal{D}^{al})\|_1 \right] \quad (2)$$

where ϕ_i is the activation map of the i th layer of the pre-trained network. In this paper, we follow [23] and use

the VGG-19 network pre-trained on the ImageNet [11] as the pre-trained network. Hence, ϕ_i is the activation maps from layer *relu1_1*, *relu2_1*, *relu3_1*, *relu4_1* and *relu5_1* of VGG-19 network. Besides, the style loss l_{sty} measures the differences between covariances of the activation maps, which indicates the difference of textures. l_{sty} can be expressed as:

$$l_{sty} = \mathbb{E}_j \left[\left\| G_j^\phi(\mathcal{D}^{su}) - G_j^\phi(\mathcal{D}^{al}) \right\|_1 \right] \quad (3)$$

where G_j^ϕ is a gram matrix with size of $C_j \times C_j$. It is from the activation maps ϕ_j . The overall objective function l_{adain} is formed by a weighted combination of l_{per} and l_{sty} , and the weight λ_{sty} is set as 10.

$$l_{adain} = l_{per} + \lambda_{sty} l_{sty} \quad (4)$$

Cross-Domain consistency learning. In the cross-domain consistency learning, both \mathcal{D}^{sl} and the pseudo-labeled samples \mathcal{D}^{al} are input into the encoding model M , followed by a classifier. M encodes these two samples to two features $f^{sl} = M(\mathcal{D}^{sl})$ and $f^{al} = M(\mathcal{D}^{al})$, and they are recognized through the classifier. The objective loss function is the cross entropy (CE) loss with batch spectral regularization (BSR), which regularizes the singular values of the feature matrix in a batch. It can be referred as:

$$l_{bsr}(\mathbf{W}) = l_{ce}(\mathbf{W}) + \lambda \sum_{i=1}^n g_i^2 \quad (5)$$

where \mathbf{W} is the parameters of the linear classifier, and g_i ($i = 1, 2, \dots, n$) are singular values of the batch feature matrix. l_{ce} is expressed as

$$l_{ce}(\mathbf{W}, \mathbf{x}, \mathbf{y}) = -\log \left\{ \frac{\exp((\mathbf{W}\mathbf{x})_y)}{\sum_c \exp((\mathbf{W}\mathbf{x})_c)} \right\} \quad (6)$$

where $(\cdot)_c$ is the c th element of the corresponding vector.

Target prototypical classifier learning. Target prototypical classifier learning aims to finetune the pre-trained M and learn a new prototypical classifier for target datasets. In this phase, following the few-shot training routine, we finetune M and learn the new classifier with N -way K -shot setting on \mathcal{D}^t . M adapt to the target domain after it is finetuned on \mathcal{D}^t , and a new classifier is trained to classify the categories of the target domain. Besides, CE loss is utilized as the objective function to optimize M and the new classifier.

4. Experiments

In this section, we first introduce the datasets and experimental setup. Then we demonstrate the experimental results, including the effectiveness of the AdaIN network, CDFSC ability analysis. Finally, we perform the ablation study includes the performance of losses and strategies, and furthermore the comparison to domain adaptation method.

4.1. Datasets and Experimental Setup

Datasets. This paper improves the generalization of model using 8 source datasets from different fields, and evaluate the CDFSC performance on 8 target datasets. The 8 source datasets include a fully labeled source and 7 unlabeled sources. According to the principle that the source datasets are widely distributed and the categories are diverse, we choose *miniImageNet* [64] as the labeled source, and the other 7 unlabeled sources including *DIARETDB1* [27], *Swedish Leaf* [54], *FLIR*, *SUIM* [25], *CCTSDb* [80], *MURA* [50], *the UC Merced Land Use Dataset (UCMLUD)* [76]. Besides, we select other 8 target datasets to verify the CDFSC performance³. In these datasets, we follow BSCD-FSL benchmark [19] to use *CropDisease*, *EuroSAT*, *ISIC*, *ChestX*. In addition, we choose other four datasets from other fields. They are *CASIA NIR Database (faceNIR)* [35], *Fish Recognition data (Fish)* [63], *Audio-Visual Vehicle (AVV) Dataset* [67], *Colorectal Histology MNIST (CHM)* [15]. We evaluate the FSC performance of ISSNet on these 8 target datasets. And we randomly sample 5 classes in each tasks, and select K images and 15 images as the support set and query set, respectively. K is set as 1 and 5 in this paper. The results of 5-way 5-shot for dataset AVV do not be considered due to the amount of data in some categories is less than the minimum amount of data required for the task. The pre-trained model is finetuned for 600 times under each experiment setting, and it reports the classification accuracy as well as 95% confidence interval on the query set.

Network structure and training settings. To evaluate the performance of ISSNet, we consider ResNet10 [19] and ResNet12 as the encoding model structure, respectively. The size of input is set as 224×224 in the two structures.

In the Inter-Source style transfer learning phase, we follow the parameters of [23]. Differently, we set α to 1 in *AdaIN network*, α is utilized to adjust the degree of stylization. Besides, in the cross-domain consistency learning stage, the encoding model M , followed by the Classifier, is trained for 1000 epochs with a batch size of 128. And it is optimized with stochastic gradient descent (SGD). The learning rate, momentum and weight decay are set as 10^{-3} , 0.9 and 5×10^{-4} , respectively. In the target prototypical classifier learning phase, M and a new Classifier are optimized with SGD for 600 epochs firstly. The learning rate, momentum and weight decay are set to 10^{-2} , 0.9 and 10^{-3} . The batch size in the this stage is set to 4. Additionally, two strategies that have been shown to be effective are applied to the CDFSC task. The first one is the handcrafted data augmentation [41] such as random flip, random crop and color jitter. Another one is a post-processing method called label propagation [41].

³We introduce the details of these datasets in the appendix.




Figure 3. Visualization of images generated by AdaIN network. The generated images consists of the contents of labeled source and the styles of unlabeled sources.

It improves the classification accuracy by refining the predicted labels based on the similarities within the unlabeled query set. Data augmentation is used in the cross-domain consistency learning phase and target prototypical classifier learning phase, and the label propagation is just utilized in target prototypical classifier learning phase.

4.2. Effectiveness of Inter-Source style transfer learning

We evaluate the effects of Inter-Source style transfer learning, and visualize the images generated by the *AdaIN network* in Figure 3. The labeled source samples are regard as the content images, and the unlabeled source samples are the style images. Furthermore, the generated images combine the contents from the content images and the styles from the style images. The dotted frame of Figure 3 shows 6 style images and generated images. The generated images are placed on the right side of the style images. The distribution of these generated images is close to the unlabeled style images, while having same labels with the content images. They extend the distribution of labeled source.

4.3. CDFSC ability analysis

To verify the CDFSC effects of ISSNet, We evaluated the FSC performance on 8 different target datasets. We compare *ISSNet* to the baseline [19]. Besides, we compare our method with three classical methods MatchingNet [64], RelationNet [58], ProtoNet [53], and several SOTA methods GNN [17], FWT [62], LRP [55], STARTUP [49], RelationNet+ATA (RATA) [65], GNN+ATA (GATA) [65], ProtoNet+ATA (PATA) [65], RDC [34], and Meta-FDMixup (MFDM) [16]. Table 1 and Table 2 show the 5-way 1-shot task and 5-way 5-shot task performance of the *ISSNet* on 8 target domains, respectively. N/A indicates there is no values. Currently we cannot evaluate our target datasets on [34] until their code is released.

Methods	CropDisease	EuroSAT	ISIC	ChestX	faceNIR	Fish	CHM	AVV
Finetune [19]	61.56±0.90	49.34±0.85	30.80±0.59	21.88±0.38	87.26±0.75	56.92±0.91	60.18±0.78	32.66±0.86
ProtoNet [53]	51.22±0.50	52.93±0.50	29.20±0.30	21.57±0.20	41.69±0.45	47.05±0.49	51.82±0.49	38.36±0.46
MatchingNet [64]	48.47±1.01	50.67±0.88	29.46±0.56	20.91±0.30	48.49±0.49	51.18±0.50	54.97±0.49	39.05±0.46
RelationNet [58]	56.18±0.85	56.28±0.82	29.69±0.60	21.94±0.42	44.96±0.47	49.16±0.51	53.63±0.50	38.65±0.45
GNN [17]	59.19±0.63	54.61±0.50	30.14±0.30	21.94±0.24	48.20±0.58	51.20±0.59	51.30±0.56	37.29±0.51
FWT [62]	66.36±1.04	62.36±1.05	31.58±0.67	22.04±0.44	40.95±0.45	47.92±0.51	52.35±0.48	37.85±0.45
LRP [55]	59.23±0.50	54.99±0.50	30.94±0.30	22.11±0.20	45.63±0.48	49.58±0.52	53.56±0.51	38.47±0.47
STARTUP [49]	70.09±0.86	64.32±0.87	29.73±0.51	22.10±0.40	90.22±0.70	65.15±0.98	62.03±0.85	37.14±0.46
PATA [65]	67.47±0.50	61.35±0.50	33.21±0.40	22.10±0.20	37.74±0.43	49.14±0.51	49.59±0.46	37.48±0.46
RATA [65]	74.61±0.50	66.18±0.50	32.96±0.30	22.24±0.20	43.78±0.47	50.64±0.52	53.20±0.50	38.09±0.46
GATA [65]	77.82±0.50	65.94±0.50	34.70±0.34	21.67±0.20	43.71±0.55	52.93±0.60	52.28±0.55	38.06±0.50
RDC [34]	79.72±0.50	65.58±0.50	32.33±0.30	22.77±0.20	N/A	N/A	N/A	N/A
MFDM [16]	66.23±1.03	62.97±1.01	32.48±0.64	22.26±0.45	71.00±1.51	65.70±2.81	63.00±2.64	65.78±3.25
ISSNet (Ours)	73.40±0.86	64.50±0.88	36.06±0.69	23.23±0.42	94.31±0.56	68.52±0.96	64.67±0.85	54.71±1.19

Table 1. Results of ISSNet on 8 target domains about 5-way 1-shot task. The results show that our method obtains a competitive performance.

Methods	CropDisease	EuroSAT	ISIC	ChestX	faceNIR	Fish	CHM	AVV
Finetune [19]	89.25±0.51	79.08±0.61	48.11±0.64	25.97±0.41	98.75±0.45	86.18±0.67	76.97±0.69	N/A
ProtoNet [53]	79.72±0.67	73.29±0.71	39.57±0.57	24.05±1.01	73.34±0.40	72.77±0.44	68.66±0.41	N/A
MatchingNet [64]	58.73±1.03	66.80±0.76	34.38±0.52	22.56±0.36	75.33±0.40	73.46±0.45	68.95±0.43	N/A
RelationNet [58]	75.33±0.71	68.08±0.69	37.07±0.52	24.34±0.41	70.71±0.42	72.58±0.44	69.47±0.44	N/A
GNN [17]	83.12±0.40	78.69±0.42	42.54±0.38	23.87±0.19	80.40±0.47	79.79±0.51	73.01±0.52	N/A
FWT [62]	87.11±0.67	83.01±0.79	43.17±0.70	25.18±0.45	73.15±0.40	73.88±0.42	69.20±0.42	N/A
LRP [55]	86.15±0.40	77.14±0.40	44.14±0.40	24.53±0.30	72.69±0.41	73.87±0.44	69.22±0.44	N/A
STARTUP [49]	90.81±0.49	85.19±0.50	43.55±0.56	26.03±0.44	99.27±0.16	87.13±0.67	81.94±0.58	N/A
PATA [65]	90.59±0.30	83.75±0.40	44.91±0.40	24.32±0.40	71.38±0.40	73.13±0.43	67.69±0.43	N/A
RATA [65]	90.80±0.30	81.92±0.30	46.99±0.30	25.69±0.20	71.60±0.42	72.08±0.45	67.60±0.42	N/A
GATA [65]	88.15±0.50	79.47±0.23	45.83±0.38	23.60±0.20	78.98±0.49	80.21±0.51	74.47±0.47	N/A
RDC [34]	88.90±0.30	77.15±0.40	41.28±0.30	25.91±0.20	N/A	N/A	N/A	N/A
MFDM [16]	87.27±0.69	80.48±0.79	44.28±0.66	24.52±0.44	91.67±1.55	90.53±1.53	90.92±1.56	N/A
ISSNet (Ours)	94.10±0.41	83.64±0.55	51.82±0.67	28.79±0.48	99.77±0.08	94.17±0.46	82.25±0.60	N/A

Table 2. Results of ISSNet on 8 target domains about 5-way 5-shot task. The results show that our method obtains the best performance.

In the two tables, the bold black, blue, and red indicate the first, second, and third performance on each target domain, respectively. It shows the proposed ISSNet obtains the top three results on 7 target domains. Besides, MFDM [16] and STARTUP [49] show the competitive results on several datasets because they both introduce the target datasets into the source training phase. FMDM [16] and STARTUP [49] introduce the labeled target datasets and unlabeled target datasets into the training phase, respectively. And as shown in Table 2, the proposed method performs top three best compared to all the SOTA methods. Similar to 5-way 1-shot task, MFDM [16] and STARTUP [49] indicate the particularly stunning effect because introducing the target datasets into the training phase. The comparison of two tables show that the proposed method has more advantage on 5-way 5-shot task.

4.4. Ablation study

Performance of losses. Recently, several works introduce the batch spectral regularization (BSR) into CE loss or utilize and Normalized Temperature-Scaled Cross-Entropy Loss (NT-Xent loss) to improve the CDFSC performances. Therefore, we compare the performance of ISSNet optimized with these loss on 5-way 1-shot and 5-way 5-shot task, as shown in Table 3 and Table 4. In the tables, ISSNet^o, ISSNet^Δ, ISSNet[◇], and ISSNet[†] means ISSNet optimized with "BSR + BSR", "CE + CE", "NT-Xent + CE", and "BSR + CE" loss in the pretrain and finetune phases, and they only utilize the label propagation strategy. Similar to the above mentioned, ISSNet[•], ISSNet[▲], ISSNet[◆], and ISSNet[‡] represent the ISSNet optimized using the same losses under both the data augmentation and label propagation strategies.

Methods	CropDisease	EuroSAT	ISIC	ChestX	faceNIR	Fish	CHM	AVV
ISSNet ^o	69.88±0.87	57.16±0.85	32.95±0.61	22.89±0.41	94.20±0.51	60.23±0.91	58.12±0.79	35.64±0.27
ISSNet ^Δ	67.10±0.92	57.42±0.80	34.27±0.60	22.66±0.42	89.76±0.68	65.29±0.95	58.33±0.81	37.84±0.98
ISSNet [◇]	61.84±1.05	62.53±0.90	32.33±0.61	23.02±0.42	40.73±0.83	46.30±0.83	51.21±0.83	39.85±0.89
ISSNet [‡]	67.28±0.87	59.46±0.80	34.22±0.64	22.62±0.42	89.78±0.70	64.87±0.89	59.78±0.74	52.28±0.12
ISSNet [•]	75.84±0.90	62.70±0.87	34.35±0.65	22.98±0.42	97.00±0.39	63.56±0.95	63.92±0.83	38.94±0.89
ISSNet [▲]	73.41±0.91	63.33±0.88	36.06±0.64	22.94±0.42	94.36±0.56	68.45±0.31	63.77±0.93	41.10±1.08
ISSNet [◆]	71.38 ±0.94	65.16±0.86	36.60±0.68	23.73±0.42	93.35±0.61	62.08±0.96	65.95±0.93	56.75±1.03
ISSNet [‡]	73.40±0.86	64.50±0.88	36.06±0.69	23.23±0.42	94.31±0.56	68.52±0.96	64.67±0.85	54.71±1.19

Table 3. Results of ISSNet with different losses of 8 target datasets on 5-way 1-shot task.

Methods	CropDisease	EuroSAT	ISIC	ChestX	faceNIR	Fish	CHM	AVV
ISSNet ^o	90.20±0.53	75.87±0.63	47.93±0.64	27.60±0.43	99.68±0.08	80.31±0.66	77.54±0.63	N/A
ISSNet ^Δ	90.44±0.52	78.31±0.64	45.30±0.63	27.49±0.45	99.24±0.14	81.25±0.95	76.14±0.68	N/A
ISSNet [◇]	88.24±0.65	80.55±0.67	49.62±0.64	27.14±0.45	73.44±0.77	71.56±0.84	66.01±0.70	N/A
ISSNet [‡]	91.89±0.49	80.02±0.58	50.01±0.65	28.24±0.46	99.35±0.14	92.50±0.50	79.46±0.62	N/A
ISSNet [•]	92.88±0.46	79.94±0.61	49.12±0.64	28.00±0.46	99.94±0.03	83.39±0.82	81.20±0.60	N/A
ISSNet [▲]	92.99±0.46	82.39±0.59	47.66±0.65	28.32±0.48	99.79±0.07	85.97±0.86	79.94±0.64	N/A
ISSNet [◆]	92.84±0.50	83.68±0.59	51.53±0.80	28.39±0.59	99.43±0.29	91.56±0.62	81.50±0.59	N/A
ISSNet [‡]	94.10±0.41	83.64±0.55	51.82±0.67	28.79±0.48	99.77±0.08	94.17±0.46	82.25±0.60	N/A

Table 4. Results of ISSNet with different losses of 8 target datasets on 5-way 5-shot task.

Table 3 shows ISSNet[◆] and ISSNet[‡] performs best. And ISSNet[◆] obtains the better results than ISSNet[‡]. We analyze that this is because the NT-Xent loss constrains the similarity of the labeled source data and the generated samples by AdaIN, which makes the model further generalize the content under different style information, thereby improving the generalization performance for different domains. However, this advantage weakened on 5-way 5-shot task, as shown in Table 4. The analysis believes that with the increase of the amount of data, more samples of different styles are input into the network, so that the network can learn the generalization of styles from more samples, thereby weakening the role of NT-Xent loss. In general, ISSNet[‡] that optimized by "BSR + CE", compared to ISSNet optimized by other losses, obtains the best performance.

Performance of strategies. We introduce two strategies, data augmentation and label propagation, to improve the CDFSC performance. Figure 4 shows the results of the introduction of strategies, in which *None* means do not use any strategies, *LP* represent the label propagation, *DA* means data augmentation, and *DA+LP* means both two strategies are introduced into the method.

As shown in Figure 4, the introduction of data augmentation can greatly improve the CDFSC performance on all of the target domains, while only introducing the label propagation has not greatly improved the performance. Moreover, the introduction of both data augmentation and label propaga-

tion achieves the best effects. In addition, we note that the performance of *None* is lower than baseline method, which is because baseline utilizes the data augmentation.

Robustness of ISSNet. We select two network architectures, ResNet10 and ResNet12, for *M* to verify the robustness of ISSNet. Figure 5 shows the results of the proposed model, with different backbone, on target datasets. It shows the results of ISSNet overperform baseline on both two backbones. The figure indicates that ISSNet obtains the better results than baseline with both two network structures on all the target domains. Furthermore, the results of Resnet12 are better than that of Resnet10 due to the deeper network in Resnet12. This illustrates the proposed ISSNet is robust on different network structures.

Compare to domain adaptation method. We compare the proposed method with the backbone including *CNSN* [59], which is one of the SOTA domain adaptation method. *CNSN* usually be inserted into the different position of model. In this paper, We exhibit the results that introducing *CNSN* to four different positions of model, and compare the performance with the proposed method on 8 target datasets, respectively, as shown in Table 5 and Table 6. We denote the four insertion way of *CNSN* as *CNSNPre*, *CNSNRes*, *CNSNIdn*, and *CNSNPos*, respectively.

As shown in Table 5, ISSNet[◆] and ISSNet[‡] obtain the better results than *CNSN*, especially ISSNet[◆] performs better than ISSNet[‡]. However, in Table 6, ISSNet[‡] has the

Methods	CropDisease	EuroSAT	ISIC	ChestX	faceNIR	Fish	CHM	AVV
CNSNPre	71.83±0.92	60.69±0.90	35.80±0.71	21.90±0.53	92.21±0.68	60.67±1.07	66.11±0.94	51.66±1.07
CNSNRes	73.10±0.93	62.38±0.91	36.72±0.75	22.24±0.53	91.19±0.71	59.45±1.07	66.77±0.95	52.20±1.05
CNSNIdn	72.20±0.96	63.05±0.93	35.30±0.77	22.41±0.53	91.24±0.70	57.60±1.06	65.91±0.99	52.31±1.02
CNSNPos	71.49±0.95	60.62±0.90	36.18±0.76	22.28±0.54	92.33±0.66	61.05±1.09	66.79±0.97	51.11±1.02
ISSNet [♦]	71.38 ±0.94	65.16±0.86	36.60±0.68	23.73±0.42	93.35±0.61	62.08±0.96	65.95±0.93	56.75±1.03
ISSNet [‡]	73.40±0.86	64.50±0.88	36.06±0.69	23.23±0.42	94.31±0.56	68.52±0.96	64.67±0.85	54.71±1.19

Table 5. Compare to methods insert *CNSN*. The results of ISSNet of 8 target datasets on 5-way 1-shot task.

Methods	CropDisease	EuroSAT	ISIC	ChestX	faceNIR	Fish	CHM	AVV
CNSNPre	93.20±0.52	82.85±0.68	52.42±0.76	25.68±0.60	99.34±0.15	84.99±0.76	82.04±0.76	N/A
CNSNRes	92.74±0.48	82.20±0.67	52.66±0.78	24.46±0.56	99.33±0.17	84.48±0.80	81.74±0.75	N/A
CNSNIdn	92.58±0.51	84.05±0.64	52.53±0.78	25.46±0.55	99.22±0.16	82.63±0.79	81.65±0.70	N/A
CNSNPos	93.34±0.49	82.06±0.68	52.87±0.79	24.58±0.54	98.88±0.39	82.64±0.82	80.35±0.77	N/A
ISSNet [♦]	92.84±0.50	83.68±0.59	51.53±0.80	28.39±0.59	99.43±0.29	91.56±0.62	81.50±0.59	N/A
ISSNet [‡]	94.10±0.41	83.64±0.55	51.82±0.67	28.79±0.48	99.77±0.08	94.17±0.46	82.25±0.60	N/A

Table 6. Compare to methods insert *CNSN*. The results of ISSNet of 8 target datasets on 5-way 5-shot task.

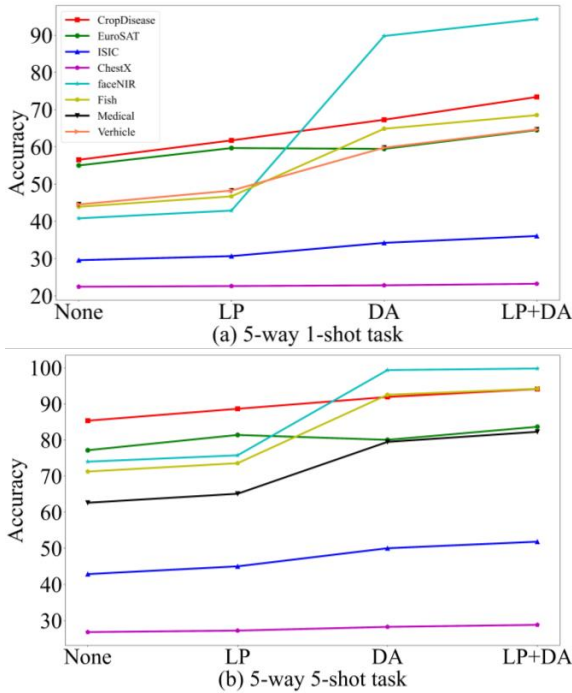


Figure 4. The ISSNet performance of 8 different target datasets on 5-way 1-shot and 5-way 5-shot task. Both (a) and (b) share the same legends.

best performances on 5 target domains, which outperforms that of all *CNSN* insertion strategies and have better results than ISSNet[♦]. Our analysis believes that the introduction of NT-Xent loss improves the generalization performance of the model on extremely few samples (1-shot) task, where

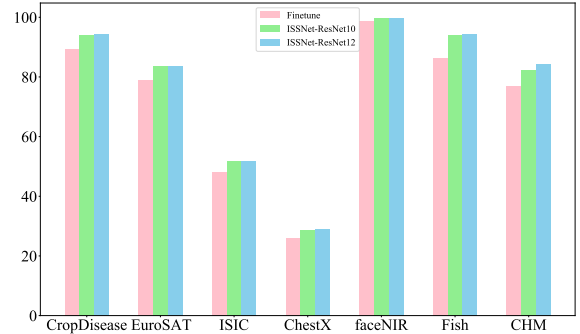


Figure 5. The ISSNet performance with different backbone of 8 different target datasets on 5-way 5-shot task.

its helps is limited on ordinary few samples (5-shot) task.

5. Conclusions

This paper proposes a new MCDISC setting where only one source is fully labeled while the rest sources remain unlabeled. This paper first proposes a multisource benchmark dataset, including 8 sources and 8 targets, to adapt to MCDISC. To fully utilize the unlabeled sources, this paper proposes the Inter-Source Stylization network (ISSNet) to improve the generalization ability of model, it consists of three steps, including Inter-Source style transfer learning, cross-domain consistency learning, and target prototypical classifier learning. In general, this paper studies a pioneering work in CDFSC and proposes ISSNet to address the corresponding challenges. Evaluation on 8 datasets show that ISSNet significantly improve the CDFSC performance and outperforms the current SOTA methods.

References

- [1] T Adler, J Brandstetter, M Widrich, A Mayr, D Kreil, M Kopp, G Klambauer, and S Hochreiter. Cross-domain few-shot learning by representation fusion. *arXiv preprint arXiv:2010.06498*, 2020.
- [2] A Ayyad, Y Li, R Muaz, S Albarqouni, and M Elhoseiny. Semi-supervised few-shot learning with prototypical random walks. In *AAAI Workshop on Meta-Learning and MetaDL Challenge*, pages 45–57, 2021.
- [3] Z Bai, Z Wang, J Wang, D Hu, and E Ding. Unsupervised multi-source domain adaptation for person re-identification. In *IEEE/CVF Conference on Computer Vision and Pattern Recognition*, pages 12914–12923, 2021.
- [4] N Baker, H Lu, G Erlikhman, and P J Kellman. Deep convolutional networks do not classify based on global object shape. *PLoS Computational Biology*, (12):e1006613, 2018.
- [5] W Brendel and M Bethge. Approximating cnns with bag-of-local-features models works surprisingly well on imagenet. In *International Conference on Learning Representations*, 2018.
- [6] W Chen, Y Liu, Z Kira, Y F Wang, and J Huang. A closer look at few-shot classification. In *International Conference on Learning Representations*, 2019.
- [7] N Codella, V Rotemberg, P Tschandl, M E Celebi, S Dusza, Gutman, et al. Skin lesion analysis toward melanoma detection 2018: A challenge hosted by the international skin imaging collaboration (isic). *arXiv preprint arXiv:1902.03368*, 2019.
- [8] D Crisostomi, S Antonelli, V Maiorca, L Moschella, R Marin, and E Rodolà. Metric based few-shot graph classification. *arXiv preprint arXiv:2206.03695*, 2022.
- [9] G Csurka et al. *Domain Adaptation in Computer Vision Applications*. 2017.
- [10] D Das, S Yun, and F Porikli. Confess: A framework for single source cross-domain few-shot learning. In *International Conference on Learning Representations*, 2021.
- [11] J Deng, W Dong, R Socher, L Li, K Li, and F Li. Imagenet: A large-scale hierarchical image database. In *IEEE Conference on Computer Vision and Pattern Recognition*, pages 248–255, 2009.
- [12] A Farahani, S Voghoei, K Rasheed, and H R Arabnia. A brief review of domain adaptation. *Advances in Data Science and Information Engineering*, pages 877–894, 2021.
- [13] C Finn, P Abbeel, and S Levine. Model-agnostic meta-learning for fast adaptation of deep networks. In *International conference on Machine Learning*, pages 1126–1135, 2017.
- [14] C Finn, P Abbeel, and S Levine. Model-agnostic meta-learning for fast adaptation of deep networks. In *International Conference on Machine Learning*, pages 1126–1135, 2017.
- [15] M L Fravolini, M Belal, B Palumbo, and J N Kather. Dimensionality reduction strategies for cnn-based classification of histopathological images. *Intelligent Interactive Multimedia Systems and Services*, page 21, 2017.
- [16] Y Fu, Y Fu, and Y Jiang. Meta-fdmixup: Cross-domain few-shot learning guided by labeled target data. In *ACM International Conference on Multimedia*, pages 5326–5334, 2021.
- [17] V Garcia and J Bruna. Few-shot learning with graph neural networks. In *International Conference on Learning Representations*, 2018.
- [18] R Geirhos, P Rubisch, C Michaelis, M Bethge, F A Wichmann, and W Brendel. Imagenet-trained cnns are biased towards texture; increasing shape bias improves accuracy and robustness. In *International Conference on Learning Representations*, 2018.
- [19] Y Guo, N C Codella, L Karlinsky, J V Codella, J R Smith, K Saenko, T Rosing, and R Feris. A broader study of cross-domain few-shot learning. In *European Conference on Computer Vision*, pages 124–141, 2020.
- [20] P Helber, B Bischke, A Dengel, and D Borth. Eurosat: A novel dataset and deep learning benchmark for land use and land cover classification. *IEEE Journal of Selected Topics in Applied Earth Observations and Remote Sensing*, (7):2217–2226, 2019.
- [21] K Hermann, T Chen, and S Kornblith. The origins and prevalence of texture bias in convolutional neural networks. *Advances in Neural Information Processing Systems*, pages 19000–19015, 2020.
- [22] W Hoeffding. Probability inequalities for sums of bounded random variables. In *The Collected Works of Wassily Hoeffding*, pages 409–426. 1994.
- [23] X Huang and S Belongie. Arbitrary style transfer in real-time with adaptive instance normalization. In *IEEE international conference on computer vision*, pages 1501–1510, 2017.
- [24] A Islam, C R Chen, R Panda, L Karlinsky, R Feris, and R J Radke. Dynamic distillation network for cross-domain few-shot recognition with unlabeled data. *Advances in Neural Information Processing Systems*, pages 3584–3595, 2021.
- [25] M J Islam, C Edge, Y Xiao, P Luo, M Mehtaz, C Morse, S S Enan, and J Sattar. Semantic segmentation of underwater imagery: Dataset and benchmark. In *IEEE/RSJ International Conference on Intelligent Robots and Systems*, pages 1769–1776, 2020.
- [26] B Kang, Z Liu, X Wang, F Yu, J Feng, and T Darrell. Few-shot object detection via feature reweighting. In *IEEE/CVF International Conference on Computer Vision*, pages 8420–8429, 2019.
- [27] T Kauppi, V Kalesnykiene, JK Kamarainen, L Lensu, I Sorri, A Raninen, R Voutilainen, H Uusitalo, H Kälviäinen, and J Pietilä. The diaretdb1 diabetic retinopathy database and evaluation protocol. In *British Machine Vision Conference*, pages 1–10, 2007.
- [28] A Kolesnikov, L Beyer, X Zhai, J Puigcerver, J Yung, S Gelly, and N Houlsby. Big transfer (bit): General visual representation learning. In *European Conference on Computer Vision*, pages 491–507, 2020.
- [29] J Kozerawski and M Turk. Clear: Cumulative learning for one-shot one-class image recognition. In *IEEE Conference on Computer Vision and Pattern Recognition*, pages 3446–3455, 2018.

- [30] B M Lake, R Salakhutdinov, and J B Tenenbaum. Human-level concept learning through probabilistic program induction. *Science*, (6266):1332–1338, 2015.
- [31] B Landau, L B Smith, and S S Jones. The importance of shape in early lexical learning. *Cognitive Development*, (3):299–321, 1988.
- [32] D Le, K Duc Nguyen, K Nguyen, Q Tran, R Nguyen, and B Hua. Poodle: Improving few-shot learning via penalizing out-of-distribution samples. *Advances in Neural Information Processing Systems*, pages 23942–23955, 2021.
- [33] D Li and T Hospedales. Online meta-learning for multi-source and semi-supervised domain adaptation. In *European Conference on Computer Vision*, pages 382–403, 2020.
- [34] P Li, S Gong, C Wang, and Y Fu. Ranking distance calibration for cross-domain few-shot learning. In *IEEE/CVF Conference on Computer Vision and Pattern Recognition*, pages 9099–9108, 2022.
- [35] S Z Li, R Chu, S Liao, and L Zhang. Illumination invariant face recognition using near-infrared images. *IEEE Transactions on Pattern Analysis and Machine Intelligence*, (4):627–639, 2007.
- [36] W Li, X Liu, and H Bilen. Universal representation learning from multiple domains for few-shot classification. In *IEEE/CVF International Conference on Computer Vision*, pages 9526–9535, 2021.
- [37] W Li, X Liu, and H Bilen. Cross-domain few-shot learning with task-specific adapters. In *IEEE/CVF Conference on Computer Vision and Pattern Recognition*, pages 7161–7170, 2022.
- [38] X Li, Q Sun, Y Liu, Q Zhou, S Zheng, T Chua, and B Schiele. Learning to self-train for semi-supervised few-shot classification. *Advances in Neural Information Processing Systems*, 2019.
- [39] H Liang, Q Zhang, P Dai, and J Lu. Boosting the generalization capability in cross-domain few-shot learning via noise-enhanced supervised autoencoder. In *IEEE/CVF International Conference on Computer Vision*, pages 9424–9434, 2021.
- [40] B Liu, X Wang, M Dixit, R Kwitt, and N Vasconcelos. Feature space transfer for data augmentation. In *IEEE conference on computer vision and pattern recognition*, pages 9090–9098, 2018.
- [41] B Liu, Z Zhao, Z Li, J Jiang, Y Guo, and J Ye. Feature transformation ensemble model with batch spectral regularization for cross-domain few-shot classification. *arXiv preprint arXiv:2005.08463*, 2020.
- [42] Y Liu, J Lee, M Park, S Kim, E Yang, SJ Hwang, and Y Yang. Learning to propagate labels: Transductive propagation network for few-shot learning. In *International Conference on Learning Representations*, 2019.
- [43] A M Martinez. Recognizing imprecisely localized, partially occluded, and expression variant faces from a single sample per class. *IEEE Transactions on Pattern Analysis and Machine Intelligence*, (6):748–763, 2002.
- [44] S P Mohanty, D P Hughes, and M Salathé. Using deep learning for image-based plant disease detection. *Frontiers in Plant Science*, page 1419, 2016.
- [45] S Motiian, Q Jones, S Iranmanesh, and G Doretto. Few-shot adversarial domain adaptation. *Advances in Neural Information Processing Systems*, pages 6670–6680, 2017.
- [46] H Nam, H Lee, J Park, W Yoon, and D Yoo. Reducing domain gap by reducing style bias. In *IEEE/CVF Conference on Computer Vision and Pattern Recognition*, pages 8690–8699, 2021.
- [47] K Nguyen and S Todorovic. Feature weighting and boosting for few-shot segmentation. In *IEEE/CVF International Conference on Computer Vision*, pages 622–631, 2019.
- [48] X Peng, Q Bai, X Xia, Z Huang, K Saenko, and B Wang. Moment matching for multi-source domain adaptation. In *IEEE/CVF International Conference on Computer Vision*, pages 1406–1415, 2019.
- [49] C P Phoo and B Hariharan. Self-training for few-shot transfer across extreme task differences. In *International Conference on Learning Representations*, 2020.
- [50] P Rajpurkar and etc. J Irvin, A Bagul. Mura: Large dataset for abnormality detection in musculoskeletal radiographs. *arXiv preprint arXiv:1712.06957*, 2017.
- [51] M Ren, E Triantafillou, S Ravi, J Snell, K Swersky, J B Tenenbaum, H Larochelle, and R S Zemel. Meta-learning for semi-supervised few-shot classification. In *International Conference on Learning Representations*, 2018.
- [52] M Rohrbach, S Ebert, and B Schiele. Transfer learning in a transductive setting. In *International Conference on Neural Information Processing Systems*, pages 46–54, 2013.
- [53] J Snell, K Swersky, and R Zemel. Prototypical networks for few-shot learning. In *International Conference on Neural Information Processing Systems*, pages 4080–4090, 2017.
- [54] Oskar Söderkvist. Computer vision classification of leaves from swedish trees, 2001.
- [55] J Sun, S Lapuschkin, W Samek, Y Zhao, N Cheung, and A Binder. Explanation-guided training for cross-domain few-shot classification. In *International Conference on Pattern Recognition*, pages 7609–7616, 2021.
- [56] Q Sun, Y Liu, T Chua, and B Schiele. Meta-transfer learning for few-shot learning. In *IEEE/CVF Conference on Computer Vision and Pattern Recognition*, pages 403–412, 2019.
- [57] F Sung, Y Yang, L Zhang, T Xiang, P HS Torr, and T M Hospedales. Learning to compare: Relation network for few-shot learning. In *IEEE conference on computer vision and pattern recognition*, pages 1199–1208, 2018.
- [58] F Sung, Y Yang, L Zhang, T Xiang, P HS Torr, and T M Hospedales. Learning to compare: Relation network for few-shot learning. In *IEEE conference on Computer Vision and Pattern Recognition*, pages 1199–1208, 2018.
- [59] Z Tang, Y Gao, Y Zhu, Z Zhang, M Li, and D N Metaxas. Crossnorm and selfnorm for generalization under distribution shifts. In *IEEE/CVF International Conference on Computer Vision*, pages 52–61, 2021.
- [60] P Tian and Y Gao. Improving the generalization of meta-learning on unseen domains via adversarial shift. *arXiv preprint arXiv:2107.11056*, 2021.
- [61] E Triantafillou, T Zhu, V Dumoulin, P Lamblin, U Evci, K Xu, R Goroshin, C Gelada, K Swersky, P Manzagol, et al.

Meta-dataset: A dataset of datasets for learning to learn from few examples. 2019.

- [62] H Tseng, H Lee, J Huang, and M Yang. Cross-domain few-shot classification via learned feature-wise transformation. In *International Conference on Learning Representations*, 2020.
- [63] O Ulucan, D Karakaya, and M Turkan. A large-scale dataset for fish segmentation and classification. In *Innovations in Intelligent Systems and Applications Conference*, pages 1–5, 2020.
- [64] O Vinyals, C Blundell, T Lillicrap, D Wierstra, et al. Matching networks for one shot learning. *Advances in Neural Information Processing Systems*, 2016.
- [65] H Wang and Z Deng. Cross-domain few-shot classification via adversarial task augmentation. *International Joint Conference on Artificial Intelligence*, 2021.
- [66] H Wang, M Xu, B Ni, and W Zhang. Learning to combine: Knowledge aggregation for multi-source domain adaptation. In *European Conference on Computer Vision*, pages 727–744, 2020.
- [67] T Wang and Z Zhu. Real time moving vehicle detection and reconstruction for improving classification. In *IEEE Workshop on the Applications of Computer Vision (WACV)*, pages 497–502, 2012.
- [68] X Wang, Y Peng, L Lu, Z Lu, M Bagheri, and R M Summers. Chestx-ray8: Hospital-scale chest x-ray database and benchmarks on weakly-supervised classification and localization of common thorax diseases. In *IEEE conference on computer vision and pattern recognition*, pages 2097–2106, 2017.
- [69] Y Wang, Q Yao, J T Kwok, and L M Ni. Generalizing from a few examples: A survey on few-shot learning. *ACM Computing Surveys*, (3):1–34, 2020.
- [70] X Wei, S Liu, Y Xiang, Z Duan, C Zhao, and Y Lu. Incremental learning based multi-domain adaptation for object detection. *Knowledge-Based Systems*, page 106420, 2020.
- [71] N Xiao and L Zhang. Dynamic weighted learning for unsupervised domain adaptation. In *IEEE/CVF conference on computer vision and pattern recognition*, pages 15242–15251, 2021.
- [72] R Xu, Z Chen, W Zuo, J Yan, and L Lin. Deep cocktail network: Multi-source unsupervised domain adaptation with category shift. In *IEEE Conference on Computer Vision and Pattern Recognition*, pages 3964–3973, 2018.
- [73] J Yang, R Yan, and A G Hauptmann. Cross-domain video concept detection using adaptive svms. In *ACM International Conference on Multimedia*, pages 188–197, 2007.
- [74] L Yang, Y Balaji, S Lim, and A Shrivastava. Curriculum manager for source selection in multi-source domain adaptation. In *European Conference on Computer Vision*, pages 608–624, 2020.
- [75] S Yang, Y Wang, J van de Weijer, L Herranz, and S Jui. Generalized source-free domain adaptation. In *IEEE/CVF International Conference on Computer Vision*, pages 8978–8987, 2021.
- [76] Y Yang and S Newsam. Bag-of-visual-words and spatial extensions for land-use classification. In *International Conference on Advances in Geographic Information Systems*, pages 270–279, 2010.
- [77] D Yarowsky. Unsupervised word sense disambiguation rivaling supervised methods. In *Annual Meeting of the Association for Computational Linguistics*, pages 189–196, 1995.
- [78] D Yoo, H Fan, V Boddeti, and K Kitani. Efficient k-shot learning with regularized deep networks. In *AAAI Conference on Artificial Intelligence*, 2018.
- [79] Z Yu, L Chen, Z Cheng, and J Luo. Transmatch: A transfer-learning scheme for semi-supervised few-shot learning. In *IEEE/CVF Conference on Computer Vision and Pattern Recognition*, pages 12856–12864, 2020.
- [80] J Zhang, W Wang, C Lu, J Wang, and A K Sangaiah. Lightweight deep network for traffic sign classification. *Annals of Telecommunications*, pages 369–379, 2020.
- [81] S Zhao, B Li, P Xu, and K Keutzer. Multi-source domain adaptation in the deep learning era: A systematic survey. *arXiv preprint arXiv:2002.12169*, 2020.