

# CORNET: A neurosymbolic approach to learning conditional table formatting rules by example

Mukul Singh<sup>1</sup>, José Cambronero<sup>2\*</sup>, Sumit Gulwani<sup>2\*</sup>, Vu Le<sup>2\*</sup>, Carina Negreanu<sup>3\*</sup>,  
 Mohammad Raza<sup>2\*</sup>, Gust Verbruggen<sup>2\*</sup>

<sup>1</sup> Microsoft, India

<sup>2</sup> Microsoft, USA

<sup>3</sup> Microsoft, UK

{singhmukul, jcambronero, levu, sumitg, cnegreanu, moraza, gverbruggen}@microsoft.com

## Abstract

Spreadsheets are widely used for table manipulation and presentation. Stylistic formatting of these tables is an important property for both presentation and analysis. As a result, popular spreadsheet software, such as Excel, supports automatically formatting tables based on data-dependent rules. Unfortunately, writing these formatting rules can be challenging for users as that requires knowledge of the underlying rule language and data logic. In this paper, we present CORNET, a neuro-symbolic system that tackles the novel problem of automatically learning such formatting rules from user examples of formatted cells. CORNET takes inspiration from inductive program synthesis and combines symbolic rule enumeration, based on semi-supervised clustering and iterative decision tree learning, with a neural ranker to produce conditional formatting rules. To motivate and evaluate our approach, we extracted tables with formatting rules from a corpus of over 40K real spreadsheets. Using this data, we compared CORNET to a wide range of symbolic and neural baselines. Our results show that CORNET can learn rules more accurately, across varying conditions, compared to these baselines.

## Introduction

Tables are a popular form of representing structured data for understanding and sharing. Spreadsheets are the most common table manipulation software, with around a billion monthly active users (N. 2022). Formatting is a fundamental and frequently used visual aid to better display, highlight or distinguish between data points in a spreadsheet. In an analysis of a large public spreadsheet corpus (Barik et al. 2015; Fisher and Rothermel 2005), we find that close to 25% of spreadsheets have some formatting to present data.

*Conditional formatting* (CF) is a feature that automates table formatting based on user-defined data-dependent rules. It is a standard feature in all major spreadsheet manipulation tools, such as Microsoft Excel, Google Sheets and Apple Numbers. All these tools support predefined templates for popular rules, such as *value greater than a specific value*. Excel and Sheets also support custom rules, where a user can enter a boolean-valued formula to format cells. Figure 1 illustrates adding CF Rule in Excel with a real example.

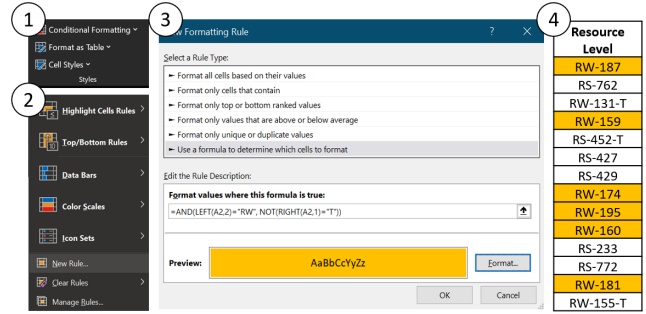


Figure 1: Adding a CF Rule in Excel: ① CF Option in Styles Pane; ② CF Dropdown Menu to add new rule ③ CF New Rule Dialog box; ④ Resulting formatted column from rule. After the user formats two cells, CORNET automatically suggest the intended CF rule for the user.

Unfortunately, creating conditional formatting rules requires users to understand the syntax and logic behind them. As of June 2022, more than 10,000 conditional formatting related questions were posted on the Excel tech help community alone (Excel 2022). By analyzing the posts we discovered three key struggles that prevent users from using CF to its full potential. First, many users are unaware of this feature and manually apply formatting to their spreadsheets. Second, when a user does enter a CF rule, they sometimes fail to do so correctly and end up manually formatting the sheet. Third, even when users write valid rules that matches their desired formatting, the rules are either unnecessarily complex (can be rewritten to much simpler rules), or not generalizable (may produce wrong formatting when the columns change).

**Example 1** Figure 2 shows a case from a public spreadsheet where the user wanted to highlight cells with value < 5, but wrote an incorrect rule and had to manually format the sheet.

Some of these struggles are reinforced by limitations in the interface used to apply conditional formatting. For example, using logical operations like OR and AND requires writing custom formulas. Additionally, there is no validation for data types, which can cause surprising results, for example, it is possible to write a rule that formats cells whose value is *less than 5* for a text column.

\*Listed in alphabetical order

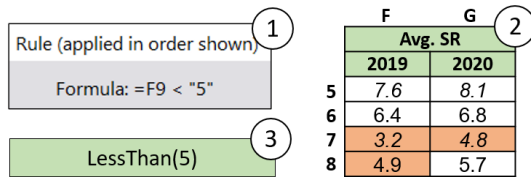


Figure 2: Example of incorrectly using CF: ① a user defined a custom rule that always evaluates to false (it compares the cell to the string “5” instead of the number 5); ② because the rule does not format any cell, the user had to manually format the sheet; ③ the correct rule for the formatting.

In this paper we present CORNET (Conditional ORNamentation by Examples in Tables), a system that allows users to automatically generate a formatting rule from examples, thus obviating the challenges outlined. CORNET takes a small number of user formatted cells as input to learn the most likely formatting rule that generalizes to other cells. CORNET explores possible predicates for the target column, hypothesizes cell grouping via semi-supervised clustering and then learns candidate rules by employing an iterative tree learning procedure. Since multiple rules match the examples, CORNET uses a neural ranker to return the most likely CF rule to the user. For example, in Fig. 1, after the user formats two cells, CORNET suggests the intended CF rule.

Traditional programming-by-example (PBE) systems (Gulwani 2011; Le and Gulwani 2014) can typically derive useful search constraints by relating properties of the outputs to the inputs provided (e.g. an output text may share spans with an input text). This is challenging to do in CF learning as the user only provides what amounts to a small number of formatting labels. The predicate generation and clustering step in CORNET mitigates this by generating and applying simple predicates, which jointly can help *hypothesize* such formatting labels for the entire target column. Once these hypothesized labels are available, we can apply our iterative rule enumeration procedure. Much like other PBE problems, we enumerate multiple possible programs consistent with our hypothesized outputs. Our enumeration uses tree learning as we can easily enforce consistency over user-provided examples. The learning process is iterative to induce diversity of candidate rules. Finally, we employ a ranker that can disambiguate between these competing programs by capturing properties not just of the rule but also of the underlying data and the execution of the rule on that data.

To evaluate CORNET, we created a benchmark of 968 real user tasks from public Excel spreadsheets. CORNET outperforms symbolic and neural baselines that were adapted to our problem, by accurately learning conditional formatting rules with as few as two or three formatted examples.

This paper makes the following key contributions:

- Based on the observation that users often struggle to format their tabular data, we introduce the novel problem of learning conditional formatting rules from examples.
- We propose a neurosymbolic system CORNET to learn CF rules from examples over tabular data. CORNET is based on a novel PBE methodology that leverages few

examples to predict more examples and then generalize them into an intended CF rule. This is done via a novel combination of symbolic (predicate set) enumeration, ML methods of semi-supervised clustering (to predict more examples using predicate set) and iterative tree learning (to propose candidate rules), and a neural ranker (to pick an intended rule).

- We create a dataset of 968 real formatting tasks. We release this dataset to encourage future research.
- We evaluate CORNET extensively and show that it outperforms the baselines by 20–25% on our benchmark.

Conditional formatting is often a preliminary step to performing further sophisticated analysis such as conditional transformations for data cleaning or visualizations. Our work on automating conditional formatting shall motivate research in automating such more encompassing workflows.

## Related Work

Despite the needs for CF in spreadsheet systems, there have been relatively few formal studies on this feature. (Abramovich et al. 2004) discusses how CF in Excel can improve the demonstration of mathematical concepts. (Dong et al. 2020) describes CellGAN, a conditional Generative Adversarial Network model which focuses on borders and alignment of cells to learn hierarchical headers and data groups in tables. In contrast, CORNET targets value based formatting of cells and also generates their associated formatting rules.

CORNET uses a program-by-example (PBE) paradigm, which has been popularized by systems like FlashFill (Gulwani 2011) and FlashExtract (Le and Gulwani 2014). These systems, which are available in Excel, learn string transformation and data extraction programs from few input-output examples. (Raza and Gulwani 2017) finds outputs and programs together, while (Natarajan et al. 2019) finds programs and then ranks them based on output. In contrast, CORNET first hypothesizes the outputs (cell formats) and then learns the associated rule. CORNET is the first system to take an “output-first” synthesis approach motivated by the fact that in this case output space is much smaller than program space.

In terms of search techniques, (Polozov and Gulwani 2015) uses goal-driven top-down symbolic backpropagation. This is not applicable in our setting because the boolean signal (i.e., is a cell in a particular format group) is too-weak to derive strong-enough constraints to navigate the search space. Another popular alternative in PBE is bottom-up enumeration (Odena et al. 2021), but our search space is too large.

Past PBE work has ranked programs using program features (Ellis and Gulwani 2017) or output features (Natarajan et al. 2019). CORNET uses a neural ranking model that combines both the rule (program) and its execution (output).

Neural approaches have previously been applied in various table tasks. For example, TaBERT (Yin et al. 2020) and TAPAS (Herzig et al. 2020) are popular Sequential Question Answering systems that use a neural model to encode the table and query vector. TUTA (Wang et al. 2020) is another system for cell and table type classification tasks. TabNet (Sun, Rayudu, and Pujara 2021) uses a neuro-symbolic model to understand relational structure of data in tables by predicting

Table 1: Execution match within Top-k candidates with 3 formatted examples for different ranking models. Top-All represents the performance of an oracle ranker. CORNET’s ranker improves over both ablated rankers.

Ranker	Top-1	Top-3	Top-5	Top-10	Top-All
Symbolic	74.3	76.1	78.4	80.6	83.7
Neural	65.7	69.2	74.5	75.6	83.7
CORNET	<b>77.6</b>	<b>79.7</b>	<b>80.2</b>	<b>83.3</b>	<b>83.7</b>

cell types. Unlike these systems, CORNET targets the task of learning table formatting rules from examples.

### Problem Definition

Let  $C = [c_i]_{i=1}^n$  be a column of  $n$  cells with each cell  $c_i$  represented by a tuple  $(v_i, t_i)$  of its value  $v_i \in \mathcal{V}$  and its annotated type  $t_i \in \mathcal{T}$ . In this paper, we consider string, number, and date as possible types—these are available in most spreadsheet software. We associate a format identifier  $f_i \in \mathbb{N}_0$  (or simply format) with each cell, which corresponds to a unique combination of formatting choices made by the user. A special identifier  $f_\perp = 0$  is reserved for cells without any specific formatting. In this paper, we consider cell fill color, font color, font size, and cell borders.

A conditional formatting rule (or simply *rule*) is a function  $r : C \rightarrow \mathbb{N}_0$  that maps a cell to a formatting identifier. Given a column  $C$  and specification, the goal of automatic formatting is to find a rule  $r$  such that  $r(c_i) = f_i$  for all  $c_i \in C$ .

Let  $C_\star = \{c_i \mid c_i \in C, f_i \neq f_\perp\}$  be the cells with formatting applied. The goal of automatic formatting by example is to find  $r$  given only a small, observed subset  $C_{obs} \subset C_\star$  and throughout this work we will refer to the elements of  $C_{obs}$  as *formatted examples*. Any cell in  $C \setminus C_{obs}$  is considered unlabeled, including *unformatted cells*.

The examples in  $C_{obs}$  do not provide a complete problem specification. To find the best  $r$ , we cast the problem as a heuristic search over candidate rules  $\mathcal{R}$ . Let  $h : \mathcal{R} \times C^n \rightarrow \mathbb{R}$  be a function that takes a rule  $r$  and a column  $C$  and returns an estimate of the quality of  $r$  with respect to  $C$ —how likely it is that a user would have wanted this rule. Given a column  $C$  with only a few formatted cells we then want to find the rule  $r^\star = \arg \max_{r \in \mathcal{R}} h(r, C)$  that maximizes this heuristic. In this regard, learning CF rules shares motivations with multilabel classification with limited and noisy supervision.

For automatic conditional formatting by example we require a space of possible rules  $\mathcal{R}$ , a method to enumerate candidate rules  $r \in \mathcal{R}$  and a method of evaluating the quality of such rules. In the following section we introduce our approach, aided by an analysis of real user spreadsheets.

### Approach

This section describes how CORNET learns rules from a small number of examples. We restrict rules to being logical combinations of boolean-valued properties of cells. Still, the space of combinations of predicates is much larger than the space of possible outputs. Rather than directly learning a

Table 2: Supported predicates and their arguments for each data type. The  $d$  argument in datetime predicates determines which part of the date is compared—day, month, year, or weekday. For example, `greater(c, 2, month)` matches datetime cells with a date in March or later for any year.

Numeric	Datetime	Text
<code>greater(c, n)</code>	<code>greater(c, n, d)</code>	<code>equals(c, s)</code>
<code>greaterEquals(c, n)</code>	<code>greaterEquals(c, n, d)</code>	<code>contains(c, s)</code>
<code>less(c, n)</code>	<code>less(c, n, d)</code>	<code>startsWith(c, s)</code>
<code>lessEquals(c, n)</code>	<code>lessEquals(c, n, d)</code>	<code>endsWith(c, s)</code>
<code>between(c, n<sub>1</sub>, n<sub>2</sub>)</code>	<code>between(c, n<sub>1</sub>, n<sub>2</sub>, d)</code>	

program that generalizes to unlabeled cells, we therefore first predict the expected output on the whole column.

Figure 3 shows a schematic overview of CORNET. Step ① enumerates cell properties using predicates. Step ② computes the expected output using semi-supervised clustering. Once this is known, we enumerate programs that match this output in step ③, and rank them in step ④. The following sections describe the challenges and solutions for each step.

### Predicate Generation

This step enumerates a set of properties that hold for a strict subset of the cells of the given column. Each property is encoded as a predicate—a boolean-valued function that takes a cell  $c$ , zero or more arguments and returns `true` if the property that it describes holds for  $c$ . To avoid redundancy, all predicates are assigned a type  $t_i$  and they only match cells of their type. Supported predicates are shown in Table 2.

Given a column of cells and a predicate, the goal is to initialize each additional argument to a constant value such that the predicate returns `true` for a strict subset of the column. Table 3 shows an overview of how the additional argument values are initialized for predicates of each type.

### Semi-supervised Clustering

Rather than immediately combine predicates into rules, we first predict the expected output of the rules on the column’s unobserved (i.e., unformatted) cells. This allows us to leverage the relatively small search space of output configurations over cell properties to find programs that generalize to similar cells. CORNET biases the output using a programmatic vocabulary of predicates instead of relying on arbitrary cell clustering. (Padhi et al. 2017) uses the same concept but with the programmatic vocabulary of regular expressions.

More concretely, we assign a (potentially noisy) formatting label  $\hat{f}_i$  to each unobserved cell  $c_i \notin C_{obs}$  by building on two insights. First, tables are typically annotated by users from top to bottom, which implies that there is positional information available. In particular, cells  $c_i \notin C_{obs}$  such that there exist  $c_j, c_k \in C_{obs}$  for which  $j < i < k$  are likely intended to have no formatting associated with them. We refer to this set of  $c_i$  as *soft negative examples* (Raza and Gulwani 2020). Second, user provided examples  $C_{obs}$  should be treated as hard constraints—we assume that the user has provided their formatting goals without errors.

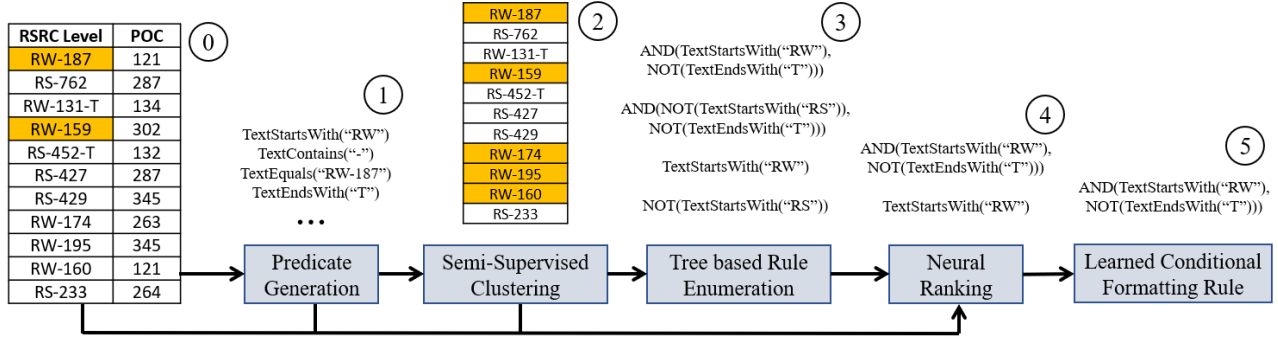


Figure 3: Proposed system architecture illustrated through the example case from Figure 1: ① input table with partial formatting, ② predicate generation for all cells in the table, ③ semi supervised clustering using examples and other cells to address the challenge of unlabeled cells, ④ enumerating rules based on the clustering using multiple decision trees, ⑤ neural ranker to score generated rules, and ⑥ final learned conditional formatting rule.

Table 3: Overview of constants for concretizing predicates of each type. For example, we generate constants for text predicates from two token sources.

Type	Arg(s)	Values
numeric	$n$	all numbers that occur in the column
numeric	$n$	summary statistics: mean, min, max, and percentiles
numeric	$n$	popular constants such as 0, 1 and $10^n$
numeric	$n_1$ and $n_2$	use numeric generators for $n$ and keep the ones $n_1 < n_2$
text	$s$	tokens obtained by splitting on non-alphanumeric delimiters
text	$s$	tokens from prefix trie
date	$n$ and $d$	for available $d$ , extract numeric value and use generator for $n$

We perform iterative clustering over  $k$  clusters, where  $k$  is the number of unique format identifiers for our column, plus one cluster for unassigned cells. The distance between two cells is the size of the symmetric difference between the sets of predicates that hold for either cell. Let  $\text{cluster}_f$  be the cluster associated with format  $f$ . Some supervision is introduced by initializing each cell  $c_i \in C_{\text{obs}}$  to  $\text{cluster}_{f_i}$  and soft negative example cells to  $\text{cluster}_0$ . These cells are never assigned to another cluster. The remaining cells  $C_u$  are assigned to the unknown formatting cluster, labeled  $\text{cluster}_u$ . Taking inspiration from  $k$ -medoids (Kaufman and Rousseeuw 2009) we iteratively reassign  $c_u \in C_u$  to a new cluster. Instead of computing a cluster medoid, however, we combine the minimal and maximal distance to any element of the cluster. This is computationally much more efficient (linear instead of quadratic in the number of distance computations) and was found to perform well in practice. When clusters become stable or a maximal number of iterations is reached, each cell takes the format value of their associated cluster, with  $\text{cluster}_u$  added to  $\text{cluster}_0$ . If  $c_i \in C_{\text{obs}}$ , we have  $\hat{f}_i = f_i$ .

### Candidate Rule Enumeration

After clustering, we have a target formatting label  $\hat{f}_i$  for each  $c_i$  in  $C$ . We now learn a set of candidate rules  $R$  such that  $r(c_i) = \hat{f}_i$  for all  $r \in R$ . We define the space of rules and a search procedure in the following two subsections.

**Predicates to Rules** A rule in CORNET for a column  $C$  consists of a set of tuples  $(r_f, f)$  with  $r_f : C \rightarrow \mathbb{B}$  a function that takes a cell and returns a boolean and  $f \in \mathbb{N}_0$  a format identifier. These  $r_f$  are disjoint with respect to  $C$  such that for each  $c \in C$ , there is at most one  $r_f$  such that  $r_f(c) = \text{true}$  and we say that  $r_f$  matches  $c$ . For a given cell, the rule returns the associated  $f$  if it evaluates to true. The cell is left unformatted if all  $r_f$  evaluate to false. CORNET supports  $r_f$  that can be built as a propositional formula in disjunctive normal form over predicates. In other words, every  $r_f$  is of the form

$$(p_1(c) \wedge p_2(c) \wedge \dots) \vee (p_j(c) \wedge p_{j+1}(c) \wedge \dots) \vee \dots$$

with  $p_i$  a generated predicate or its negation. Our goal is to strike a balance between expressiveness and simplicity.

**Enumerating Rules** Despite the large search space, we can generate candidates by learning rules for each format separately in a *one versus all* setting. In this setting, the rule for a format  $f$  is expected to consist of predicates that either hold for many cells with format  $f$  and few with other formats, or vice versa. Taking this one step further, the combination of predicates in a conjunction in one  $r_f$  should either only hold for cells with format  $f$  or not hold for any cell with format  $f$ .

Based on this intuition, we greedily enumerate promising candidates by iteratively learning decision trees and using predicates as features. Each decision tree then corresponds to a rule in disjunctive normal form (Blockeel and De Raedt 1998). We identify and address three challenges: variety in rules, simplicity of rules, and coping with noisy labels. To ensure variety, the root feature is removed from the set of candidates after each iteration. To ensure simplicity, we only accept decision trees with  $\lambda_n$  or fewer nodes. To deal with noisy labels, we only require decision trees to have perfect accuracy on observed examples, we consider labeled cells to be twice as important as unlabeled ones and we stop learning



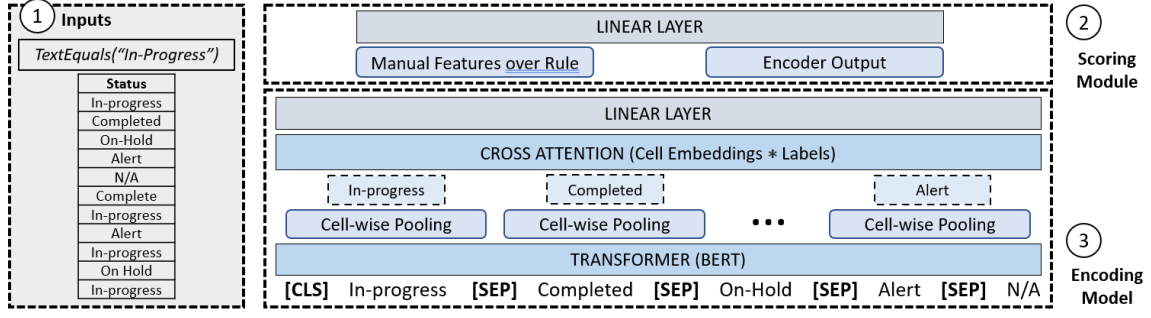


Figure 4: Ranking model architecture: ① inputs to the model are the data column and the rule to be scored; ② the column encoding model pools BERT token embeddings, passes them through cross attention with the rule’s execution outputs (i.e. formatted or not), and then through a linear layer; and ③ the resulting embedding is concatenated with manually-engineered rule features and fed into a final linear layer which outputs the score after applying a sigmoid activation.

more rules once the accuracy falls below a threshold. This learning procedure is shown in Algorithm 1.

---

#### Algorithm 1: Rule Enumeration using Decision Trees

---

**Require:** Matrix of features  $P$  and vector of labels  $Y$

**Ensure:** A set of candidate rules

```

1: rules  $\leftarrow \{\}$ 
2: forbidden  $\leftarrow \{\}$ 
3: while accuracy  $\geq \lambda_a$  and  $|P \setminus \text{forbidden}| > 0$  do
4:   tree  $\leftarrow \text{FIT}(P \setminus \text{forbidden}, Y)$ 
5:   accuracy  $\leftarrow \text{EVALUATE}(\text{tree}, P \setminus \text{forbidden}, Y)$ 
6:   forbidden  $\leftarrow \text{forbidden} \cup \text{ROOT}(\text{tree})$ 
7:   if tree satisfies user examples  $\wedge$  accuracy  $\geq \lambda_n$  then
8:     rules  $\leftarrow \text{rules} \cup \text{RULES}(\text{tree})$ 
9: return rules

```

---

### Candidate Rule Ranking

We first assign scores to rules for each format separately and combine and rank them later. Rules for different formats must be disjoint with respect to the given column. Combined rules are ranked by the highest total score. We use this section to describe how to assign scores to rules  $r_f$  for one format.

Rules can be ranked based on output features (Natarajan et al. 2019) or rule features (Ellis and Gulwani 2017). The proposed neural ranker combines information from both. Information about the rule is captured by handpicked features. Information about the column data is captured by turning it into a sequence of words and using a pre-trained language model (Devlin et al. 2019) to obtain cell-level embeddings. These embeddings are augmented with information about the execution of the rule through cross-attention (Lee et al. 2018). Both vectors of information are merged by concatenating them and learning weights that produce a single score. This score thus combines both syntactic (rule) and semantic (data and execution) information. For our task, using simple heuristics such as “choose the shortest rule that matches user examples” does not necessarily work. For example, in Figure 3 the gold rule is longer than other candidates consistent with the user’s examples. Figure 4 shows an overview of our ranker, further detailed in the appendix.

We train the model by treating this problem as binary classification (i.e., a rule candidate matches the gold CF rule) and using the output of the final activation as the score. Training data is generated by using CORNET up to rule enumeration on a held-out dataset of columns with conditional formatting. We provide 1, 3 or 5 examples and only keep rules that do *not* match the gold as negative samples. Additionally, we apply gold rules on other columns to obtain both positive (by construction) and negative (by the procedure above) examples. All gold rules in this dataset are also used. This process results in approximately 3500 examples for our model.

### Evaluation

We perform experiments to answer the following questions:

- Q1.** How does CORNET compare to baselines?
- Q2.** How does the input table configuration affect learning?
- Q3.** How do design decisions impact our effectiveness?

We first describe the components we built to evaluate CORNET: our benchmark, evaluation metrics and baselines.

**Benchmark** To evaluate CORNET, we created a benchmark by crawling 22,000 publicly available Excel workbooks from the web. Among these, 2,500 workbooks contain at least one CF rule added by users, from which we extracted 10,000 CF rules and their corresponding cell values and formatting. After removing duplicates and restricting to rules that operate on at least five cells and format at least two of them, we retain 968 tasks. Table 4 shows a summary of the benchmark. Text rules are the most popular, followed by numeric then date.

**Evaluation Metrics** We consider two metrics: exact match and execution match. *Exact match* is a syntactic match between a conditional rule candidate and the gold rule, with tolerance for differences arising from white space, alternative argument order, and a set of basic semantics-preserving rewrite rules. *Execution match* consists of executing a rule and comparing the produced formatting to the gold formatting—there is an execution match if the two formattings are identical. This distinction between exact and execution match is also made in related areas, such as natural language to code (Poesia et al. 2022; Liguori et al. 2022).

Table 4: Summary of rules in our benchmark with number of rules, average number of cells, average number of formatted cells, and depth of CF rule (by parsing into our grammar).

Type	Rules	# Cells	# Formatted	Rule Depth
Text	586	54.8	17.1	2.1
Numeric	329	72.6	25.0	1.7
Date	53	28.9	10.4	1.8
<b>Total</b>	<b>968</b>	<b>59.5</b>	<b>19.4</b>	<b>1.9</b>

**Baselines** As existing systems do not target CF directly, we adapt as baselines a variety of symbolic and neural systems designed for general classification or table tasks. We implemented six symbolic and three neural baselines:

- Three decision tree variants: We fit a standard decision tree, treating user (un)formatted cells as (negative) positive labels, respectively. Numeric and datetime columns are fed directly into the decision tree, while text columns are encoded using an ordinal label encoder. We explore variants of this baseline where we learn a decision tree over our generated predicates ( $P$ ) and add our ranker. We report the best performance across hyper-parameters.
- Popper (Cropper and Morel 2020): We use the state-of-the-art inductive logic programming (ILP) tool by casting CF rules as an ILP problem over the same space of rules as CORNET. Similar to the decision tree baseline, we consider raw column values as well as representing these with our generated predicates.
- COP-KMeans (Wagstaff et al. 2001): Learning CF rules can be treated as a constrained clustering problem. COP-KMeans is a  $k$ -means based clustering strategy that supports linkage constraints for clusters.
- TAPAS (Herzig et al. 2020), TUTA (Wang et al. 2020) and TaBERT (Yin et al. 2020): We use three neural table encoders that are trained for different objectives. TAPAS is a BERT model trained to answer questions over tables, TUTA is a tree-based transformer, pre-trained (as one of its objectives) for cell type classification and TaBERT is an encoder trained to summarize table information. We also present a custom neural baseline which uses cell level embeddings and a cross attention over formatted and unformatted cells (detailed architecture in the appendix). Starting from pre-trained versions, we further train the models on a collection of 50,000 CF rules that are synthetically generated by randomly formatting cells in unformatted columns and using CORNET to learn CF rules. We fine-tune on a held-out set of 1650 gold user-written CF rules that were not used for creating benchmarks. Since these models only predict whether a cell is formatted or not, we only evaluate them on execution match.

## Q1. Comparison against baselines

Table 5 presents an overview of our results. CORNET outperforms both symbolic and neural baselines using both rule and execution match metrics. CORNET is also able to learn CF rules with fewer examples than baselines. We found that although CORNET consistently learns better rules than the

<b>Product ID</b>	<b>IF( LEFT(C, 1) = "S", TRUE, FALSE)</b>	<b>F Name</b>
AD-134(M)	TextStartsWith("S")	Bailey
FR-181		Brad
MD-23(M)		Brianne
GW-654	<b>ISNUMBER( SEARCH( "(M)", C ) )</b>	Sarah
SR-237	TextContains("(M)")	Shawn

Figure 5: Examples showing CORNET’s ability to generate simpler rules equivalent to the user’s rules. The top (red) rule is user-written and the bottom (black) is CORNET-generated.

symbolic baselines, sometimes the neural baselines succeed while CORNET fails. This happens when CORNET is given very few examples, and as a result, its learning procedure does not generalize to a more complex rule. For example, to learn a rule with OR CORNET requires at least 2 formatted examples. Furthermore, unlike neural models that can color cells arbitrarily, CORNET is bound by a grammar. Because we design our grammar to capture common CF patterns, CORNET may not support scenarios that require arbitrary Excel formulas. However, such cases are rare in practice (11 such cases in our benchmark). The Appendix presents an extended analysis and a visual comparison of CORNET with baselines on selected examples.

*Execution versus exact match.* Additional analysis revealed that in 56% of the cases where CORNET’s generated rules matched in execution, but were not an exact match, the user written rules could be simplified. To explore CORNET’s potential to simplify user rules, we created a dataset of 1000 CF rules, randomly sampled from the held-out data used to fine tune neural baselines. We found that CORNET can simplify 117 rules by using fewer predicates. Figure 5 presents two examples and further examples can be found in the Appendix.

## Q2. Impact of Input Configuration

Next we study how CORNET’s performance varies with the number of formatted examples and unformatted cells.

*The number of formatted examples.* Fig. 6 shows the execution match accuracy over the number of examples across different column types. The convergence rates vary significantly per column type. For example, the performance growth diminishes for Text after 2 examples, but steadily increases for Numeric even after 14 examples. This is because numeric rules are harder to learn (the numeric value can be anything from a cell value, an aggregated value, or a constant). Being aware of such differences is important as we could proactively suggest text rules after a couple of examples, whereas for numeric rules we should be more conservative.

*The number of unformatted cells.* When deploying systems like CORNET data availability might be restricted (e.g., in browsers or on mobile devices), which led us to investigate the impact of the number of unformatted cells on CORNET’s performance, as in practice, we have significantly more unformatted cells than formatted examples. Our results show that performance growth stabilizes after 30 unformatted cells. Most browsers have at least 30 cells in their view. Refer to the Appendix for a detailed convergence plot.

Table 5: Comparison of CORNET with both published (Pub.) and new baselines. The performance is evaluated on exact and execution match for 1, 3 and 5 user formatted examples (ex.). The column Rules denotes if a system generates symbolic rules or just the output formatting. CORNET outperforms both neural and symbolic baselines in both execution and exact rule match.

System Description				Execution Match			Rule Match		
Name	Technique	Rules	Pub.	1 ex.	3 ex.	5 ex.	1 ex.	3 ex.	5 ex.
Decision Tree	Symbolic	Yes	No	44.8	56.4	60.1	14.4	18.9	19.6
Predicates + Decision Tree	Symbolic	Yes	No	54.8	67.9	71.7	42.9	50.1	51.5
Predicates + Decision Tree + Ranking	Symbolic	Yes	No	55.2	69.9	74.3	43.2	51.2	52.2
Popper	Symbolic	Yes	Yes	57.3	62.5	66.4	43.4	52.1	54.7
Popper + Predicates	Symbolic	Yes	Yes	57.9	63.6	68.2	43.7	52.8	55.2
Constrained Clustering	Symbolic	No	Yes	54.4	61.3	65.9	—	—	—
TUTA for Cell Type Classification	Neural	No	Yes	57.1	63.5	67.8	—	—	—
TAPAS + Cell Classification	Neural	No	Yes	40.1	52.2	55.2	—	—	—
BERT + Cell Classification (Custom)	Neural	No	No	37.8	53.4	57.8	—	—	—
<b>CORNET</b>	<b>Neuro-symbolic</b>	<b>Yes</b>	<b>No</b>	<b>65.4</b>	<b>77.6</b>	<b>82.5</b>	<b>46.2</b>	<b>54.6</b>	<b>60.7</b>

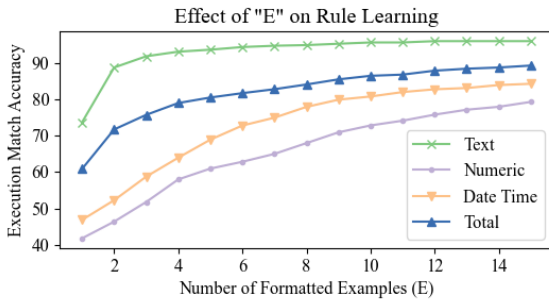


Figure 6: Execution match over the number of formatted examples for different column data types. CORNET has higher accuracy for Text and Date Time columns. Numeric columns need more examples to converge to the correct rule, given the larger search space.

### Q3. Impact of design decisions on effectiveness

Our ablation studies, summarized in Table 6, show that different components of CORNET (clustering, use of positional information through soft negative examples, iterative rule enumeration through repeated tree learning, and neurosymbolic ranker) contribute substantially to its performance.

*Clustering and Iterative Rule Enumeration.* We compare CORNET with three ablated versions (1) without clustering, (2) without iterative rule enumeration, and (3) without either. The approach without iterative rule enumeration first enumerates trees but only extracts a rule from the tree with the highest accuracy on the extended labels (see Algorithm 1). Table 6 shows that clustering and rule enumeration have the highest impact on performance, demonstrating the value of our *output-oriented* synthesis procedure and our use of iterated tree learning to produce multiple viable rule candidates (which are then disambiguated by the ranker).

*Hard versus Soft Examples.* We compare the performance of CORNET with: (a) no negative examples, and (b) treating all negative examples as hard constraints. As Table 6 shows, performance drops in both cases. Intuitively, negative examples capture positional information associated with a

Table 6: Execution match for the top rule for 1, 3 and 5 user formatted examples (ex.). “—” means the corresponding component is removed, *Iter. Enum.* stands for iterative rule enumeration. Full CORNET outperforms all ablations.

Model	1 ex.	3 ex.	5 ex.
CORNET – Clustering	54.5	72.4	77.5
CORNET – Iter. Enum.	60.5	73.8	80.5
CORNET – Iter. Enum. – Clustering	52.0	70.4	75.8
CORNET without negatives	60.3	73.7	79.6
CORNET with hard negatives	62.2	75.4	80.1
<b>CORNET</b>	<b>65.4</b>	<b>77.6</b>	<b>82.5</b>

top down filling order in columns which is beneficial information for CORNET. However we find that treating negative examples as hard constraints can lead to overfitting, and thus negative examples should be treated as soft constraints.

*Neural versus Symbolic Ranker.* We compare CORNET’s neurosymbolic ranker with two ablated versions (1) a pure symbolic ranker obtained by keeping only the handpicked features and removing the column encoding module, and (2) a pure neural ranker obtained by replacing the hand picked features with a CodeBERT (Feng et al. 2020) encoding of the CF rule. Table 1 shows that CORNET’s ranker outperforms the symbolic and neural ablations across all Top-k configurations. Furthermore the execution match accuracy gap between CORNET’s Top-1 and the oracle ranker (Top-All) is around 6% suggesting that future work should focus on improving rule enumeration, rather than rule ranking.

## Conclusion

We introduce the problem of learning conditional formatting rules for spreadsheet data from user examples. We introduce CORNET, a neuro-symbolic system that learns such data-dependent rules from few examples. To evaluate CORNET, we created a benchmark of 968 CF tasks from real Excel sheets. We compare CORNET to both symbolic and neural approaches on this benchmark and find that it performs sig-

nificantly better. This paper opens future work such as purely predictive CF rule learning and combining multiple input modalities to capture user formatting intent. This paper also acts as the initial step to performing more complex analysis such as conditional transformations for data cleaning, or visualizations. This work shall inspire more research in automating workflows that include such downstream tasks.

## Acknowledgements

We would like to thank Almog-Ben Kandi, Sophie Gerzie, Avital Nevo, and Yoav Hayun for their feedback on this research.

## References

- Abramovich, S.; Sugden, S.; Abramovich, S.; and Sugden, S. J. 2004. Spreadsheet Conditional Formatting: An Untapped Resource for Mathematics Education. *Spreadsheets in Education*, 85105.
- Barik, T.; Lubick, K.; Smith, J.; Slankas, J.; and Murphy-Hill, E. 2015. Fuse: a reproducible, extendable, internet-scale corpus of spreadsheets. In *2015 IEEE/ACM 12th Working Conference on Mining Software Repositories*, 486–489. IEEE.
- Blockeel, H.; and De Raedt, L. 1998. Top-down induction of first-order logical decision trees. *Artificial intelligence*, 101(1-2): 285–297.
- Cropper, A.; and Morel, R. 2020. Learning programs by learning from failures. *CoRR*, abs/2005.02259.
- Devlin, J.; Chang, M.-W.; Lee, K.; and Toutanova, K. 2019. BERT: Pre-training of Deep Bidirectional Transformers for Language Understanding. *ArXiv*, abs/1810.04805.
- Dong, H.; Wang, J.; Fu, Z.; Han, S.; and Zhang, D. 2020. Neural Formatting for Spreadsheet Tables. In *Proceedings of the 29th ACM International Conference on Information & Knowledge Management*, CIKM '20, 305–314. New York, NY, USA: Association for Computing Machinery. ISBN 9781450368599.
- Ellis, K.; and Gulwani, S. 2017. Learning to Learn Programs from Examples: Going Beyond Program Structure. In *IJCAI 2017*.
- Excel, M. 2022. Excel Tech Help Forum. <https://techcommunity.microsoft.com/t5/forums/searchpage/tab/message?q=conditional\%20formatting>. Last Accessed: 2022-06-30.
- Feng, Z.; Guo, D.; Tang, D.; Duan, N.; Feng, X.; Gong, M.; Shou, L.; Qin, B.; Liu, T.; Jiang, D.; and Zhou, M. 2020. CodeBERT: A Pre-Trained Model for Programming and Natural Languages. *CoRR*, abs/2002.08155.
- Fisher, M.; and Rothermel, G. 2005. The EUSES spreadsheet corpus: a shared resource for supporting experimentation with spreadsheet dependability mechanisms. In *Proceedings of the first workshop on End-user software engineering*, 1–5.
- Gulwani, S. 2011. Automating String Processing in Spreadsheets using Input-Output Examples. In *PoPL'11, January 26-28, 2011, Austin, Texas, USA*.
- Gulwani, S.; Le, V.; Radhakrishna, A.; Radicek, I.; and Raza, M. 2020. Structure interpretation of text formats. In *Object-Oriented Programming, Systems, Languages & Applications (OOPSLA)*. ACM.
- Herzig, J.; Nowak, P. K.; Müller, T.; Piccinno, F.; and Eisen-schlos, J. M. 2020. Tapas: Weakly Supervised Table Parsing via Pre-training. In *Proceedings of the 58th Annual Meeting of the Association for Computational Linguistics (Volume 1: Long Papers)*. Seattle, Washington, United States.
- Hurst, N.; Marriott, K.; and Moulder, P. 2005. Toward tighter tables. In *Proceedings of the 2005 ACM symposium on Document engineering*, 74–83.
- Kaufman, L.; and Rousseeuw, P. J. 2009. *Finding groups in data: an introduction to cluster analysis*. John Wiley & Sons.
- Le, V.; and Gulwani, S. 2014. FlashExtract: a framework for data extraction by examples. In *2014 Programming Language Design and Implementation*, 542–553. ACM.
- Lee, K.-H.; Chen, X.; Hua, G.; Hu, H.; and He, X. 2018. Stacked Cross Attention for Image-Text Matching.
- Liguori, P.; Al-Hossami, E.; Cotroneo, D.; Natella, R.; Cucic, B.; and Shaikh, S. 2022. Can We Generate Shellcodes via Natural Language? An Empirical Study. *CoRR*, abs/2202.03755.
- Lin, X. 2006. Active layout engine: Algorithms and applications in variable data printing. *Computer-Aided Design*, 38(5): 444–456.
- N., J. 2022. Number of Google Sheets and Excel Users Worldwide. <https://askwonder.com/research/number-google-sheets-users-worldwide-eoskdovxv>. Last Accessed: 2022-07-30.
- Natarajan, N.; Simmons, D.; Datha, N.; Jain, P.; and Gulwani, S. 2019. Learning Natural Programs from a Few Examples in Real-Time. In *AIStats*.
- Neuwirth, E.; and Arganbright, D. 2003. *The Active Modeler: Mathematical Modeling With Microsoft Excel*. Duxbury Press.
- Odena, A.; Shi, K.; Bieber, D.; Singh, R.; and Sutton, C. 2021. BUSTLE: Bottom-up program-Synthesis Through Learning-guided Exploration. *ArXiv*, abs/2007.14381.
- Padhi, S.; Jain, P.; Perelman, D.; Polozov, O.; Gulwani, S.; and Millstein, T. D. 2017. FlashProfile: Interactive Synthesis of Syntactic Profiles. *CoRR*, abs/1709.05725.
- Poesia, G.; Polozov, O.; Le, V.; Tiwari, A.; Soares, G.; Meek, C.; and Gulwani, S. 2022. Synchromesh: Reliable code generation from pre-trained language models. *CoRR*, abs/2201.11227.
- Polozov, O.; and Gulwani, S. 2015. FlashMeta: A Framework for Inductive Program Synthesis. *SIGPLAN Not.*, 50(10): 107–126.
- Raggett, D.; Hors, A.; and Jacobs, I. 1999. HTML 4.01 specification, section ‘autolayout algorithm’.
- Raza, M.; and Gulwani, S. 2017. Automated Data Extraction using Predictive Program Synthesis. In *AAAI 2017*. Association for the Advancement of Artificial Intelligence.
- Raza, M.; and Gulwani, S. 2020. Web data extraction using hybrid program synthesis: A combination of top-down



and bottom-up inference. In *Proceedings of the 2020 ACM SIGMOD International Conference on Management of Data*, 1967–1978.

Sun, K.; Rayudu, H.; and Pujara, J. 2021. A Hybrid Probabilistic Approach for Table Understanding. *Proceedings of the AAAI Conference on Artificial Intelligence*, 35(5): 4366–4374.

Wagstaff, K.; Cardie, C.; Rogers, S.; and Schrödl, S. 2001. Constrained K-Means Clustering with Background Knowledge. In *Proceedings of the Eighteenth International Conference on Machine Learning, ICML '01*, 577–584. San Francisco, CA, USA: Morgan Kaufmann Publishers Inc. ISBN 1558607781.

Wang, Z.; Dong, H.; Jia, R.; Li, J.; Fu, Z.; Han, S.; and Zhang, D. 2020. Structure-aware Pre-training for Table Understanding with Tree-based Transformers. *CoRR*, abs/2010.12537.

Yin, P.; Neubig, G.; Yih, W.-t.; and Riedel, S. 2020. TaBERT: Pretraining for Joint Understanding of Textual and Tabular Data. In *Proceedings of the 58th Annual Meeting of the Association for Computational Linguistics*, 8413–8426. Online: Association for Computational Linguistics.