

SPATIALLY QUASI-PERIODIC BIFURCATIONS FROM PERIODIC TRAVELING WATER WAVES AND A METHOD FOR DETECTING BIFURCATIONS USING SIGNED SINGULAR VALUES

JON WILKENING AND XINYU ZHAO

ABSTRACT. We present a method of detecting bifurcations by locating zeros of a signed version of the smallest singular value of the Jacobian. This enables the use of quadratically convergent root-bracketing techniques or Chebyshev interpolation to locate bifurcation points. Only positive singular values have to be computed, though the method relies on the existence of an analytic or smooth singular value decomposition (SVD). The sign of the determinant of the Jacobian, computed as part of the bidiagonal reduction in the SVD algorithm, eliminates slope discontinuities at the zeros of the smallest singular value. We use the method to search for spatially quasi-periodic traveling water waves that bifurcate from large-amplitude periodic waves. The water wave equations are formulated in a conformal mapping framework to facilitate the computation of the quasi-periodic Dirichlet-Neumann operator. We find examples of pure gravity waves with zero surface tension and overhanging gravity-capillary waves. In both cases, the waves have two spatial quasi-periods whose ratio is irrational. We follow the secondary branches via numerical continuation beyond the realm of linearization about solutions on the primary branch to obtain traveling water waves that extend over the real line with no two crests or troughs of exactly the same shape. The pure gravity wave problem is of relevance to ocean waves, where capillary effects can be neglected. Such waves can only exist through secondary bifurcation as they do not persist to zero amplitude. The gravity-capillary wave problem demonstrates the effectiveness of using the signed smallest singular value as a test function for multi-parameter bifurcation problems. This test function becomes mesh independent once the mesh is fine enough.

Keywords: Water waves, quasi-periodic solution, bifurcation detection, numerical continuation, analytic singular value decomposition, Bloch-Fourier theory, overhanging waves

1. INTRODUCTION

This paper has the dual purpose of carrying out a detailed computational study of new families of spatially quasi-periodic traveling water waves that bifurcate from finite-amplitude periodic waves and developing a new test function for detecting bifurcations in general. We begin with a discussion of water waves.

The study of traveling solutions of the free-surface water wave problem has a long history. Stokes [70] first studied two-dimensional periodic traveling solutions in the gravity-driven case without surface tension. He constructed an asymptotic expansion of the solution in powers of an amplitude parameter and conjectured that the highest-amplitude solution possesses a wave crest of angle $2\pi/3$. This was proved 100 years later by Amick, Fraenkel and Toland [7]. Longuet-Higgins and Fox [58] carried out a matched asymptotic analysis of the almost-highest traveling water wave and discovered that interesting oscillatory structures develop near the wave crest as the wave height approaches that of the sharply-crested wave of greatest height. They also showed that the wave speed ceases to increase monotonically as the wave crest sharpens, and instead possesses an infinite number of turning points.

DEPARTMENT OF MATHEMATICS, UNIVERSITY OF CALIFORNIA, BERKELEY, BERKELEY, CA 94720, USA

DEPARTMENT OF MATHEMATICS AND STATISTICS, MCMASTER UNIVERSITY, HAMILTON, ONTARIO, CANADA L8S 4K1

E-mail address: wilkening@berkeley.edu, zhaoy171@mcmaster.ca.

The problem of traveling gravity waves in two dimensions can be studied as a bifurcation problem with a one-dimensional kernel [20, 21, 72]. In this setting, nonlinear solutions form a bifurcation branch from the zero amplitude solution. This branch is called the primary branch. Plotnikov [65] proved that there are infinitely many critical points, either turning points or bifurcation points on this primary branch. In [21], Buffoni, Dancer and Toland showed that for each sufficiently large value of the integer m , there exists a secondary bifurcation branch of solutions of period $2\pi m$ bifurcating from a 2π -periodic solution near the highest wave. These results build on earlier work of Chen and Saffman [24], who computed subharmonic bifurcations corresponding to $m = 2$ and $m = 3$. Zufiria computed a sequence of 3 bifurcations within an $m = 6$ framework, the third being a symmetry-breaking bifurcation that leads to a branch of non-symmetric traveling gravity waves [85]. Vanden-Broeck [76] further extended Chen and Saffman's results to $m = 9$ and provided numerical evidence that the bifurcated solutions approach non-periodic waves when m approaches infinity. Our goal in this paper is to study such secondary bifurcations with infinite spatial period, which requires new techniques beyond the usual setting of periodic waves.

In [18], as an alternative to imposing periodic boundary conditions, Bridges and Dias propose a quasi-periodic (QP) framework to study weakly nonlinear traveling solutions of the gravity-capillary water wave problem. The solution of the linearized problem can be written as a superposition of two cosine waves whose wave numbers k_1 and k_2 are both solutions of the dispersion relation

$$c^2 = \frac{g}{k} + \tau k. \quad (1.1)$$

Here g is the acceleration of gravity, τ is the surface tension coefficient, and c is the wave speed, which must be the same for $k = k_1$ and $k = k_2$. This is a generalization of the Wilton ripple problem [2, 73, 83] to the case that k_1 and k_2 are irrationally related. In [81], the present authors propose a conformal mapping approach [25, 37–39, 42, 66] to generalize the QP framework of Bridges and Dias to the fully nonlinear water wave regime, numerically confirming the existence of spatially quasi-periodic traveling water waves. The conformal map simplifies the computation of the Dirichlet-Neumann operator to a QP variant of the Hilbert transform.

The solutions in the two-parameter family computed in [81] persist as QP waves to zero amplitude, where they include both branches of the dispersion relation (1.1) as special cases. The left and right branches are classified by Djordjevic and Redekopp [36] as gravity waves and capillary waves, respectively. At the scale of gravity waves in the ocean, the wave number of capillary waves is typically 10^7 times larger than that of gravity waves. Such a large wave number ratio is computationally out of reach in our framework; moreover, we would not expect to find interesting nonlinear interactions between waves of such vastly different length scales. Thus, if we wish to find QP traveling waves that might be found in the ocean, we must look beyond families of solutions that persist to zero-amplitude and consider the secondary bifurcation problem. In this regime, one may as well set $\tau = 0$, which motivates our study of QP solutions of the pure gravity wave problem. For simplicity, and for comparison to the gravity-capillary waves found in [81], we focus on the case $k_2/k_1 = 1/\sqrt{2}$.

A useful feature of the conformal mapping framework is the possibility of studying overhanging waves [41], where the wave profile is not the graph of a single-valued function. In [82], the present authors consider the spatially quasi-periodic initial value problem for water waves and compute a solution that begins at $t = 0$ with a periodic wave profile but a QP velocity potential. Each of the infinite number of wave crests evolves differently as time advances, with some waves overturning and others flattening out. We now pose the question

of whether overhanging quasi-periodic traveling water waves exist. Clearly surface tension or hydroelastic forces will be needed to balance the force of gravity in a steady, overhanging state. Crapper [28] discovered a family of exact overhanging periodic traveling solutions of the pure capillary wave problem (with no gravity). Schwartz and Vanden-Broeck [67] computed and classified several families of traveling gravity-capillary waves, providing several examples of overhanging waves. Guyenne and Parau [50] and Wang *et al.* [77] computed overhanging traveling solutions of the flexural gravity wave problem of an ice sheet over deep water. Akers, Ambrose and Wright [1] show that Crapper’s pure capillary wave solution can be perturbed to account for gravity. In the present work, we search for QP bifurcations from the two-parameter family of periodic waves referred to by Schwartz and Vanden-Broeck as “type 1 waves.” We obtain a new two-parameter family of QP gravity-capillary waves. The largest-amplitude waves in this family exhibit a non-repeating pattern of erratically-spaced overhanging waves, each with a different shape.

Because QP waves are represented by periodic functions on higher-dimensional tori, computing large-amplitude QP traveling waves is a high-dimensional nonlinear optimization problem. We build on the basic framework of Wilkening and Yu [80], who formulated the search for standing waves as an overdetermined nonlinear least squares problem. In the present setting of QP traveling waves, we optimize over a two-dimensional array of Fourier coefficients to represent a one-dimensional QP function. The 1D water wave equations are imposed in the characteristic direction (k_1, k_2) at each point of a uniform grid overlaid on the two-dimensional QP torus in physical (as opposed to Fourier) space. The problem is overdetermined since we zero-pad the Fourier representation of the solution so that the nonlinear least squares solver only has access to the lower-frequency modes of the solution. This reduces aliasing errors and improves the efficiency of the computation by reducing the number of degrees of freedom for a given grid spacing. We wrote a custom Levenberg-Marquardt solver that employs ScaLapack on a supercomputer to carry out the linear least squares problems that govern the trust region search steps [63].

We also present a new test function for locating bifurcation points in infinite dimensional equilibrium problems. We combine the best features of the singular value decomposition (SVD) approach [26, 69]; the Jacobian determinant approach [4, 16, 56, 74]; the minimally augmented systems approach [5, 48, 49, 56]; and the continuation of invariant subspaces (CIS) approach [14–16, 30, 35, 46]. To find branch points in equilibrium problems, say $f(q) = 0$, where $q = (u, s)$ with $u \in \mathbb{R}^n$ and $s \in \mathbb{R}$, one searches for parameter values s on a path $q(s)$ of solutions at which the dimension of the kernel of the Jacobian $\mathcal{J}(s) = f_q(q(s))$ increases by one. Often one defines an augmented (or extended) Jacobian, $\mathcal{J}^e(s)$, consisting of $\mathcal{J}(s)$ with an extra row consisting of a multiple of the transpose of $q'(s)$, which is tangent to the primary branch of solutions. In bifurcation problems arising in low-dimensional dynamical systems, the determinant of $\mathcal{J}^e(s)$ can be used as a test function that changes sign at simple bifurcations. In high dimensions, e.g. after discretizing a continuous problem, it is preferable for many reasons (discussed in Section 3.2) to search for zeros of the smallest singular value $\sigma_{\min}(s)$ of $\mathcal{J}^e(s)$ rather than using the determinant to locate bifurcation points. But singular values are usually computed as non-negative numbers, which leads to slope discontinuities in $\sigma_{\min}(s)$ at its zeros and precludes the use of root-bracketing methods. As shown by Shen [69], it is still possible to devise a Newton-type method, but this involves approximations of the second derivative operator, f_{qq} , applied in certain directions using finite difference approximations, which we aim to avoid.

We instead take advantage of the existence of an analytic singular value decomposition [22, 53], or ASVD, $\mathcal{J}^e(s) = U(s)\Sigma(s)V(s)^T$, where the diagonal entries of $\Sigma(s)$, denoted $\sigma_i(s)$, can change sign and do not necessarily remain monotonically ordered. A smooth SVD [34] is sufficient if $\mathcal{J}^e(s)$ is not analytic. Sign changes in $\sigma_{\min}(s)$ eliminate the slope discontinuities at its zeros. The standard SVD transfers negative signs in $\sigma_{\min}(s)$ to the corresponding column of $U(s)$ or row of $V(s)^T$, which changes the sign of one of their determinants. We can recover the signed version by defining $\chi(s) = \det(U(s))\det(V(s))\sigma_{\min}(s) = (\text{sgn det } \mathcal{J}^e(s))\sigma_{\min}(s)$ as a test function whose zeros coincide with bifurcation points, where now the standard SVD with positive singular values is being used. This opens the door to using quadratically convergent derivative free methods such as Brent's method [17] to locate the zeros of $\chi(s)$. We show that once enough Fourier modes are employed to resolve both the underlying periodic traveling wave and the left and right singular vectors corresponding to $\sigma_{\min}(s)$, then $\chi(s)$ becomes independent of N , the Fourier cutoff index. Other methods we are familiar with make stronger use of the finite-dimensional status of the truncated problem, leading to test functions with no infinite-dimensional limit. Having a globally defined test function $\chi(s)$ that does not change on refining the mesh is particularly useful in multi-parameter problems, with $s \in \mathbb{R}^d$. We demonstrate this with $d = 2$ in Section 4.2.

Another effective method of locating bifurcations is to border $\mathcal{J}^e(s)$ with a carefully chosen additional row and column to obtain a matrix $\mathcal{J}^{ee}(s)$ and solve

$$\mathcal{J}^{ee}(s) \begin{pmatrix} r \\ \psi \end{pmatrix} = \begin{pmatrix} 0 \\ 1 \end{pmatrix}, \quad r, 0 \in \mathbb{R}^{n+1}, \quad \psi, 1 \in \mathbb{R}. \quad (1.2)$$

The scalar function $\psi(s)$ can then be used as a test function whose zeros coincide with the desired branch points [5, 14, 16, 48, 49, 56]. We discuss this approach further in Section 3.2.

To reduce the cost of searching for quasi-periodic bifurcation points, we take advantage of Bloch-Fourier theory for diagonalizing linear operators over periodic potentials [54]. This technique has proved useful for studying subharmonic stability of water waves [29, 57, 59, 60, 62, 71, 73], but requires reformulation to fit with our quasi-periodic torus framework. Decomposing the Fréchet derivative of the traveling water wave equations in the QP torus representation into a direct sum of Bloch-Fourier operators allows us to focus on a single Bloch frequency when searching for bifurcations. The dimension of the restricted operator corresponds to points in a one-dimensional subset of the two-dimensional Fourier lattice, which makes it possible to locate QP bifurcations from very large-amplitude periodic traveling waves. Tracking the bifurcation curves beyond linearization about traveling waves then brings in the full 2D array of Fourier modes for the torus representation of the solution.

This paper is organized as follows. In Section 2 we review the equations governing spatially quasi-periodic traveling water waves [81] and describe the numerical continuation algorithm we use to compute both periodic and quasi-periodic traveling waves. In Section 3, we introduce spaces of real-analytic torus functions, work out the Bloch-Fourier theory of quasi-periodic bifurcations from traveling waves, define and analyze the test function $\chi(s)$ for identifying bifurcation points, and show how to compute the sign of the determinant of a matrix efficiently along with its singular values. In Section 4, we present numerical results for the QP gravity wave problem and study a two-parameter bifurcation problem leading to examples of overhanging QP traveling gravity-capillary waves. In the appendices, we discuss the effects of floating-point arithmetic on $\chi(s)$ and prove that the Fréchet derivative for this problem is a bounded operator between spaces of real analytic torus functions when the parameters of these spaces are chosen appropriately. Concluding remarks are given in Section 5.

2. SPATIALLY QUASI-PERIODIC WATER WAVES

2.1. Governing equations for traveling waves. We study the problem of traveling gravity-capillary water waves over a two-dimensional, irrotational, inviscid fluid of infinite depth. We adopt a conformal mapping formulation [25, 37, 40, 81] of the problem; specifically, we consider a conformal map

$$\tilde{z}(w) = \tilde{x}(w) + i\tilde{y}(w), \quad w = \alpha + i\beta \quad (2.1)$$

that maps the lower half plane

$$\mathbb{C}^- := \{\alpha + i\beta : \alpha \in \mathbb{R}, \beta < 0\} \quad (2.2)$$

to the fluid domain in physical space. Here time has been frozen at $t = 0$ and dropped from the notation, and we place a tilde over functions defined on the real line to simplify the notation for higher-dimensional torus representation of quasi-periodic functions. This is the opposite convention of [81, 82], but seems more natural in hindsight. When the free surface is single-valued in physical space, the fluid domain has the form

$$\Omega := \{x = (x, y) : -\infty < y < \tilde{\eta}^{\text{phys}}(x), \quad x \in \mathbb{R}\}, \quad (2.3)$$

where $\tilde{\eta}^{\text{phys}}$ is the free surface elevation. To fix the map, we assume that \tilde{z} satisfies

$$\lim_{\beta \rightarrow -\infty} \tilde{z}_w = 1 \quad \text{and} \quad \tilde{z}(0) = 0. \quad (2.4)$$

We also assume that $\tilde{z}(w)$ can be extended continuously to $\overline{\mathbb{C}^-}$ and maps the real line $\beta = 0$ to the free surface. We introduce the notation $\tilde{\zeta} = \tilde{z}|_{\beta=0}$, $\tilde{\xi} = \tilde{x}|_{\beta=0}$ and $\tilde{\eta} = \tilde{y}|_{\beta=0}$ so that the free surface is parameterized by

$$\tilde{\zeta}(\alpha) = \tilde{\xi}(\alpha) + i\tilde{\eta}(\alpha), \quad \tilde{\eta}(\alpha) = \tilde{\eta}^{\text{phys}}(\tilde{\xi}(\alpha)), \quad \alpha \in \mathbb{R}. \quad (2.5)$$

If the free-surface is not single-valued in physical space, one may drop the condition that $\tilde{\eta}(\alpha) = \tilde{\eta}^{\text{phys}}(\tilde{\xi}(\alpha))$ and simply require that $\tilde{\zeta}(\alpha)$ does not self-intersect; see [81].

In this paper, we focus on the cases where $\tilde{\eta}(\alpha)$ is periodic or quasi-periodic with two quasi-periods. As defined in [43, 61], such a function $\tilde{\eta}$ is of the form

$$\tilde{\eta}(\alpha) = \eta(k_1\alpha, k_2\alpha), \quad \eta(\alpha_1, \alpha_2) = \sum_{(j_1, j_2) \in \mathbb{Z}^2} \hat{\eta}_{j_1, j_2} e^{i(j_1\alpha_1 + j_2\alpha_2)}, \quad (2.6)$$

where η is defined on the torus $\mathbb{T}^2 = \mathbb{R}^2/(2\pi\mathbb{Z})^2$. After non-dimensionalization, we may assume that the two basic frequencies of $\tilde{\eta}$ are

$$k_1 = 1, \quad k_2 = k, \quad (2.7)$$

where k is irrational. We refer to such functions η as *torus functions* and $\tilde{\eta}$ as having been *extracted* or *reconstructed* from η . One can observe that the form (2.6) still applies when $\tilde{\eta}$ is periodic; in this case, the corresponding torus function satisfies

$$\eta(\alpha_1, \alpha_2) = \tilde{\eta}(\alpha_1), \quad \alpha_1, \alpha_2 \in \mathbb{T}. \quad (2.8)$$

This allows us to use $\eta(\alpha_1, \alpha_2)$ to represent both quasi-periodic and periodic functions $\tilde{\eta}(\alpha)$.

In [81], quasi-periodic traveling gravity-capillary waves on deep water are formulated in terms of $\eta(\alpha_1, \alpha_2)$. The governing equations for η read

$$P \left[\frac{b}{2J} + g\eta - \tau\kappa \right] = 0, \quad b = c^2, \quad \xi = H[\eta], \quad (2.9)$$

$$J = (1 + \partial_\alpha \xi)^2 + (\partial_\alpha \eta)^2, \quad \kappa = \frac{(1 + \partial_\alpha \xi)(\partial_\alpha^2 \eta) - (\partial_\alpha \eta)(\partial_\alpha^2 \xi)}{J^{3/2}},$$

where c is the wave speed; g is the gravitational acceleration; τ is the surface tension coefficient; and ξ, J and κ are auxiliary torus functions representing the quasi-periodic part of the horizontal parameterization of the free surface, the square of the arclength element, and the curvature, respectively. For gravity waves, τ is zero. The operators P, H and ∂_α are defined by

$$\begin{aligned} P &= \text{id} - P_0, & P_0[f] &= \frac{1}{(2\pi)^2} \int_{\mathbb{T}^2} f(\alpha_1, \alpha_2) d\alpha_1 d\alpha_2, \\ H[f](\alpha_1, \alpha_2) &= \sum_{j_1, j_2 \in \mathbb{Z}} (-i) \text{sgn}(j_1 + kj_2) \hat{f}_{j_1, j_2} e^{i(j_1\alpha_1 + j_2\alpha_2)}, \\ \partial_\alpha f(\alpha_1, \alpha_2) &= (\partial_{\alpha_1} + k\partial_{\alpha_2})f(\alpha_1, \alpha_2). \end{aligned} \quad (2.10)$$

Here $\partial_\alpha = (1, k)^T \cdot \nabla$ is the directional derivative in the $(1, k)$ direction on the torus; H is the ‘‘quasi-periodic Hilbert transform’’ [81]; and

$$\text{sgn}(a) = \begin{cases} 1, & a > 0, \\ 0, & a = 0, \\ -1, & a < 0. \end{cases} \quad (2.11)$$

Note that ∂_α and H act on torus functions in such a way that extracting the 1d function from the result is equivalent to first extracting the function and then applying the 1d derivative or Hilbert transform operators:

$$\begin{aligned} (\partial_\alpha f)(\alpha, k\alpha) &= \partial_\alpha[f(\alpha, k\alpha)], \\ (Hf)(\alpha, k\alpha) &= H[f(\cdot, k\cdot)](\alpha) = \frac{1}{\pi} PV \int_{-\infty}^{\infty} \frac{f(\beta, k\beta)}{\alpha - \beta} d\beta. \end{aligned} \quad (2.12)$$

Both ∂_α and H are diagonal in 2D Fourier space, with Fourier multipliers

$$\widehat{\partial_{j_1, j_2}} = i(j_1 + kj_2), \quad \widehat{H}_{j_1, j_2} = (-i) \text{sgn}(j_1 + kj_2), \quad (2.13)$$

respectively. Different choices of k lead to different operators.

One can check that if $\eta(\alpha_1, \alpha_2)$ is a solution of (2.9), then $\eta(-\alpha_1, -\alpha_2)$ is also a solution. In this paper we will focus on real-valued traveling solutions with even symmetry: $\eta(-\alpha_1, -\alpha_2) = \eta(\alpha_1, \alpha_2)$. Equivalently, we assume the Fourier coefficients of η satisfy

$$\hat{\eta}_{j_1, j_2} = \hat{\eta}_{-j_1, -j_2} = \overline{\hat{\eta}_{j_1, j_2}}, \quad j_1, j_2 \in \mathbb{Z}. \quad (2.14)$$

Since adding a constant to η will not change (2.9), we assume $P_0[\eta] = 0$ when computing traveling waves. Under these assumptions, we reconstruct $\tilde{\xi}$ in (2.5) from $\xi = H[\eta]$ using

$$\tilde{\xi}(\alpha) = \alpha + \xi(\alpha, k\alpha), \quad (2.15)$$

which is an odd function. For most torus functions, adding a tilde denotes evaluation at $(\alpha, k\alpha)$, but we treat ξ as a special case and include the linear growth term α in (2.15). This is why we refer to ξ as the quasi-periodic part of the horizontal parameterization.

Remark 2.1. It is preferable to report solutions with zero mean in physical space rather than in conformal space. Let us briefly use a superscript 0 to denote a traveling wave with the above properties, which satisfies

$$\hat{\eta}_{0,0}^{(0)} = 0. \quad (2.16)$$

The desired solution only requires adjusting the $(0, 0)$ Fourier mode:

$$\hat{\eta}_{0,0} = -P_0[(\eta^{(0)})(1 + \xi_\alpha^{(0)})], \quad \hat{\eta}_{j_1, j_2} = \hat{\eta}_{j_1, j_2}^{(0)}, \quad (j_1, j_2) \neq (0, 0), \quad (2.17)$$

where $\lim_{a \rightarrow \infty} \frac{1}{2a} \int_{-a}^a \tilde{\eta}(\alpha) \tilde{\xi}_\alpha(\alpha) d\alpha = 0$ is the zero mean condition, and we make use of $\tilde{\xi}_\alpha^{(0)} = (1 + \xi_\alpha^{(0)})$, from (2.15). Thus, we may assume $\hat{\eta}_{0,0} = 0$ when computing periodic waves, quasi-periodic waves, and the bifurcation points where they meet; we can then adjust the mean of each wave computed as a simple post-processing step.

Remark 2.2. One can check that if $\eta(\alpha_1, \alpha_2) = \sum_{j_1, j_2 \in \mathbb{Z}} \hat{\eta}_{j_1, j_2} e^{i(j_1 \alpha_1 + j_2 \alpha_2)}$ is a real-valued solution of (2.9) with even symmetry, then the following three functions are also real-valued solutions with even symmetry:

$$\begin{aligned} \eta(\alpha_1 + \pi, \alpha_2) &= \sum_{j_1, j_2 \in \mathbb{Z}} (-1)^{j_1} \hat{\eta}_{j_1, j_2} e^{i(j_1 \alpha_1 + j_2 \alpha_2)}, \\ \eta(\alpha_1, \alpha_2 + \pi) &= \sum_{j_1, j_2 \in \mathbb{Z}} (-1)^{j_2} \hat{\eta}_{j_1, j_2} e^{i(j_1 \alpha_1 + j_2 \alpha_2)}, \\ \eta(\alpha_1 + \pi, \alpha_2 + \pi) &= \sum_{j_1, j_2 \in \mathbb{Z}} (-1)^{j_1 + j_2} \hat{\eta}_{j_1, j_2} e^{i(j_1 \alpha_1 + j_2 \alpha_2)}. \end{aligned} \quad (2.18)$$

2.2. Numerical Algorithm. Following [81], we formulate (2.9) as a nonlinear least-squares problem and define objective and residual functions

$$\mathcal{F}[\eta, \tau, b] = \frac{1}{8\pi^2} \int_{\mathbb{T}^2} \mathcal{R}^2[\eta, \tau, b] d\alpha_1 d\alpha_2, \quad \mathcal{R}[\eta, \tau, b] = P \left[\frac{b}{2J} + g\eta - \tau\kappa \right]. \quad (2.19)$$

We use square brackets for the functional \mathcal{F} and operator \mathcal{R} so that $\mathcal{R}(\alpha_1, \alpha_2)$ can be shorthand for $\mathcal{R}[\eta, \tau, b](\alpha_1, \alpha_2)$. We represent a torus function f in two ways, either through its values on a uniform $M_1 \times M_2$ grid on \mathbb{T}^2 , or via the fast Fourier transform coefficients of these sampled values:

$$\begin{aligned} f_{m_1, m_2} &= f(2\pi m_1/M_1, 2\pi m_2/M_2) = \sum_{j_2=0}^{M_2-1} \sum_{j_1=0}^{M_1-1} \check{f}_{j_1, j_2} e^{2\pi i(j_1 m_1/M_1 + j_2 m_2/M_2)}, \\ \check{f}_{j_1, j_2} &= \frac{1}{M_1 M_2} \sum_{m_2=0}^{M_2-1} \sum_{m_1=0}^{M_1-1} f_{m_1, m_2} e^{-2\pi i(j_1 m_1/M_1 + j_2 m_2/M_2)} = \sum_{n_1, n_2 \in \mathbb{Z}} \hat{f}_{j_1 + n_1 M_1, j_2 + n_2 M_2}. \end{aligned} \quad (2.20)$$

Here $\hat{f}_{j_1, j_2} = (4\pi^2)^{-1} \iint_{\mathbb{T}^2} f(\alpha_1, \alpha_2) e^{-i(j_1 \alpha_1 + j_2 \alpha_2)} d\alpha_1 d\alpha_2$ are the actual Fourier modes of $f(\alpha_1, \alpha_2)$, which are related to the FFT modes \check{f}_{j_1, j_2} by the above aliasing formula. We only store the values of the periodic arrays $\{f_{m_1, m_2}\}$ and $\{\check{f}_{j_1, j_2}\}$ with indices

$$0 \leq m_1 < M_1, \quad 0 \leq m_2 < M_2, \quad 0 \leq j_1 \leq M_1/2, \quad 0 \leq j_2 < M_2, \quad (2.21)$$

where we take advantage of $\check{f}_{-j_1, -j_2} = \overline{\check{f}_{j_1, j_2}}$ when $f(\alpha_1, \alpha_2)$ is real-valued to avoid having to store modes with index $j_1 < 0$. We assume M_1 and M_2 are sufficiently large and $|\hat{f}_{j_1, j_2}|$ decays sufficiently fast as $|j_1| + |j_2| \rightarrow \infty$ that

$$\check{f}_{j_1, j_2} \approx \begin{cases} \hat{f}_{j_1, j_2} & 0 \leq j_2 \leq M_2/2, \\ \hat{f}_{j_1, j_2 - M_2} & M_2/2 < j_2 < M_2. \end{cases} \quad (2.22)$$

When evaluating $\mathcal{R}[\eta, \tau, b]$, we only vary b, τ and the leading Fourier coefficients of η ,

$$\hat{\eta}_{j_1, j_2}, \quad (-N_1 \leq j_1 \leq N_1, \quad -N_2 \leq j_2 \leq N_2), \quad (2.23)$$

where N_1 and N_2 are cutoff frequencies typically taken to be around $M_1/3$ and $M_2/3$, respectively. The higher-frequency Fourier modes $\hat{\eta}_{j_1, j_2}$ with $|j_1| > N_1$ or $|j_2| > N_2$ are set to zero. This means that the FFT modes $\check{\eta}_{j_1, j_2}$ in the range (2.21) with $j_1 > N_1$ or $N_2 < j_2 < M_2 - N_2$ are

set to zero. Since $\check{\eta}_{0,0}$ is also set to zero at this stage of the computation (and later adjusted via Remark 2.1), and since η is real-valued and even, satisfying (2.14), the number of independent FFT coefficients $\check{\eta}_{j_1, j_2}$ is

$$N_{\text{tot}} = N_1(2N_2 + 1) + N_2. \quad (2.24)$$

For simplicity, from now on we focus on the Fourier modes of the torus functions that arise (e.g., $\hat{\eta}_{j_1, j_2}$), with the understanding that in the numerical implementation they map to FFT modes (e.g., $\check{\eta}_{j_1, j_2}$) with indices in the ranges (2.21) via the assumption (2.22).

We evaluate $R[\eta, \tau, b](\alpha_1, \alpha_2)$ on the $M_1 \times M_2$ grid. Using the trapezoidal rule on the integral (2.19), which is a spectrally accurate approximation, we obtain an overdetermined nonlinear least-squares problem from $\mathbb{R}^{N_{\text{tot}}}$ to $\mathbb{R}^{M_1 M_2}$, namely

$$\text{minimize } F[\{\hat{\eta}_{j_1, j_2}\}; \tau, b] = \frac{1}{2} r^T r, \quad r_{m_2 M_1 + m_1} = \frac{\mathcal{R}(2\pi m_1/M_1, 2\pi m_2/M_2)}{\sqrt{M_1 M_2}}. \quad (2.25)$$

Here we have written the objective function to suggest that τ and $b = c^2$ are prescribed parameters and the independent Fourier modes $\{\hat{\eta}_{j_1, j_2}\}$ are the unknowns over which the objective function is minimized. For small-amplitude traveling waves, as explained in [81], it is better to prescribe two Fourier modes, say $\hat{\eta}_{1,0}$ and $\hat{\eta}_{0,1}$, and include τ and b among the unknowns to be determined by solving (2.25). In the present work, as explained below, we study large-amplitude waves and use a hybrid choice in which τ and either $\hat{\eta}_{1,0}$, $\hat{\eta}_{0,1}$ or the wave height (defined below) are prescribed while b and the other Fourier modes of η are found by the solver.

One of the examples presented in [81] involves computing a two-parameter family of quasi-periodic traveling waves with $k = 1/\sqrt{2}$ held fixed and $\hat{\eta}_{1,0}$ and $\hat{\eta}_{0,1}$ prescribed to vary over the interval $I = [-0.01, 0.01]$. Each of these amplitude parameters is assigned values on a 16-point Chebyshev-Lobatto grid over I , and polynomial interpolation is used to express the surface tension coefficient τ in the form

$$\tau(\hat{\eta}_{1,0}, \hat{\eta}_{0,1}) = \sum_{m=0}^{15} \sum_{n=0}^{15} \check{\tau}_{mn} T_m(100\hat{\eta}_{1,0}) T_n(100\hat{\eta}_{0,1}), \quad (\hat{\eta}_{1,0}, \hat{\eta}_{0,1}) \in I^2. \quad (2.26)$$

The wave speed c is similarly interpolated. The tensor product Chebyshev coefficients $\check{\tau}_{mn}$ and \check{c}_{mn} are found to decay below 10^{-15} in amplitude for $m + n \geq 10$, suggesting that (2.26) is accurate to double-precision accuracy throughout the parameter region I^2 . Setting both amplitude parameters to zero gives $\tau = \tau_{\text{lin}} = g/(k_1 k_2)$ and $c^2 = c_{\text{lin}}^2 = (k_1 + k_2)\tau$, as predicted by linear theory, with $g = 1$, $k_1 = 1$, $k_2 = k = 1/\sqrt{2}$ in this case.

The above approach sidesteps the difficulty of finding bifurcation points within the family of periodic traveling waves. Instead, all the waves in the polynomial interpolation leading to (2.26) are genuinely quasi-periodic, with non-zero values of both $\hat{\eta}_{1,0}$ and $\hat{\eta}_{0,1}$. Indeed, by using an even number of Chebyshev-Lobatto nodes, 0 is not among the interpolation points in either direction. After the expansion coefficients $\check{\tau}_{mn}$ or \check{c}_{mn} have been identified via interpolation, we can set $\hat{\eta}_{1,0}$ or $\hat{\eta}_{0,1}$ to zero to find the curves $\tau(\hat{\eta}_{1,0}, 0)$ or $\tau(0, \hat{\eta}_{0,1})$ where a bifurcation exists from periodic traveling waves of wave number 1 or $k = 1/\sqrt{2}$ to quasi-periodic waves of wave numbers $\vec{k} = (1, k)$. These curves are the intersection of a two-parameter family of quasi-periodic solutions with a two-parameter family of periodic solutions.

In the present paper, we address the difficulty sidestepped above. We begin by computing families of large-amplitude periodic traveling waves, which can be parameterized by surface tension and one amplitude parameter. We may assume without loss of generality that $\eta(\alpha_1, \alpha_2) = \tilde{\eta}(\alpha_1)$ is independent of α_2 , as in (2.8). All the Fourier modes $\hat{\eta}_{j_1, j_2}$ with $j_2 \neq 0$

are then zero, so we may drop the j_2 subscript and view $\{\hat{\eta}_j\}_{j \in \mathbb{Z}}$ as the coefficients of the 1D Fourier expansion of $\tilde{\eta}(\alpha)$. The unknowns for the periodic problem are then

$$\vec{p} = (b, \hat{\eta}_1, \hat{\eta}_2, \hat{\eta}_3, \dots, \hat{\eta}_{N_1-1}, \hat{\eta}_{N_1}), \quad (2.27)$$

where $\hat{\eta}_0$ is set to 0 as discussed in Remark 2.1, $\hat{\eta}_{-j} = \hat{\eta}_j$ due to (2.14), and τ is a prescribed parameter. We also define a wave amplitude by introducing coefficients v_j and setting

$$\vec{v} \cdot \vec{p} = v_0 b + \sum_{j=1}^{N_1} v_j p_j = \mu, \quad (2.28)$$

where μ is the prescribed amplitude parameter. The two cases we consider are

$$\begin{aligned} \text{case 1: } \vec{v} &= (0, 1, 0, \dots, 0), & \mu &= \hat{\eta}_1 \quad (= \hat{\eta}_{1,0}), \\ \text{case 2: } v_j &= 0 \text{ (} j \text{ even)}, \quad v_j = 4 \text{ (} j \text{ odd)}, & \mu &= h = \tilde{\eta}(0) - \tilde{\eta}(\pi). \end{aligned} \quad (2.29)$$

In case 2, the reason for $v_j = 4$ when j is odd is that $\hat{\eta}_{-j} = \hat{\eta}_j$ and together they contribute $4\hat{\eta}_j$ to the wave height, $h = \tilde{\eta}(0) - \tilde{\eta}(\pi)$, when j is odd. Note that b ($j = 0$) and the remaining modes ($j \geq 2$ even) have no effect on the wave height due to cancellation. For this periodic sub-problem, both $\eta(\alpha_1, \alpha_2)$ and $\mathcal{R}[\eta, \tau, b](\alpha_1, \alpha_2)$ are independent of α_2 , so one can simplify (2.25) to

$$\text{minimize } F[\vec{p}; \mu, \tau] = \frac{1}{2} r^T r, \quad r_m = \begin{cases} \frac{\mathcal{R}(2\pi m/M_1, 0)}{\sqrt{M_1}}, & 0 \leq m < M_1, \\ \vec{v} \cdot \vec{p} - \mu, & m = M_1, \end{cases} \quad (2.30)$$

where we have added an equation to enforce (2.28) and re-organized the argument list of F to separate the prescribed parameters from the unknowns.

Remark 2.3. When solutions of the periodic problem are embedded in the 2D torus representation, it is often preferable to employ the double-index Fourier notation, $\hat{\eta}_{j_1, j_2} = \hat{\eta}_{j_1} \delta_{j_2, 0}$, where δ_{ij} is the Kronecker delta. The amplitude parameter in case 1 of (2.29) is then $\hat{\eta}_{1,0}$.

Remark 2.4. In case 1 of (2.29), we can alternatively drop the last component of \vec{r} in (2.30) and remove $\hat{\eta}_1$ from the vector \vec{p} of unknowns over which the minimization is performed. This mode is set equal to μ externally and not varied by the solver.

Given an initial guess $(\vec{p}^0; \mu, \tau)$ for a periodic traveling wave, we use the Levenberg-Marquardt method [63] to minimize F in (2.30) over the unknowns \vec{p} holding (μ, τ) fixed. We employ the delayed Jacobian update strategy proposed by Wilkening and Yu [80] in the context of computing standing water waves. For the initial guess, we use linear theory to get started on one or several straight-line paths through parameter space, i.e., through the (μ, τ) -plane. Once two solution on such a path have been computed, we use linear extrapolation for the starting guesses of successive solutions on the numerical continuation path. We increase N_1 and M_1 adaptively as we go to maintain spectral accuracy of the computed traveling waves.

We search for bifurcation points along the numerical continuation path of periodic traveling waves using the methods of Section 3 below. When a bifurcation branch is found, we follow it using the same strategy as for periodic traveling waves, but with $\hat{\eta}_{0,1}$ replacing μ as the first numerical continuation parameter. We use τ as the second parameter in both cases. On this branch, $\hat{\eta}_{0,1} = 0$ corresponds to the periodic traveling wave, and the list of unknowns, \vec{p} , is expanded to include the modes $\hat{\eta}_{j_1, j_2}$ with $j_2 \neq 0$:

$$\vec{p} = (b, \{\hat{\eta}_{j_1, j_2}\}), \quad \left(\begin{array}{c} 1 \leq j_1 \leq N_1 \\ -N_2 \leq j_2 \leq N_2 \end{array} \right) \text{ or } \left(\begin{array}{c} j_1 = 0 \\ 2 \leq j_2 \leq N_2 \end{array} \right). \quad (2.31)$$

Here we follow the strategy of Remark 2.4 and remove $\hat{\eta}_{0,1}$ from the list \vec{p} rather than add a component to \vec{r} to govern the amplitude. Since b has replaced $\hat{\eta}_{0,1}$ in the list, we see that in the quasi-periodic problem, the number of degrees of freedom of the nonlinear least squares problem (2.25) is N_{tot} from (2.24). For the numerical continuation path, we hold τ fixed with its value at the bifurcation point and vary $\hat{\eta}_{0,1}$ with progressively larger values, increasing N_1 , N_2 , M_1 and M_2 as needed to maintain spectral accuracy. We stop when we run out of computational resources to further increase the problem size. Details will be given in Sections 4.1 and 4.2 below.

The Levenberg-Marquardt algorithm requires the evaluation of the Jacobian $\mathcal{J}_{ij} = \partial r_i / \partial p_j$, which can be carried out analytically or with finite differences. We take the analytical approach. Let us denote the Fréchet derivative of \mathcal{R} by

$$D_q \mathcal{R} = (D_\eta \mathcal{R}, D_\tau \mathcal{R}, D_b \mathcal{R}), \quad q = (\eta, \tau, b), \quad (2.32)$$

and employ “dot notation” [6, 80] for the variational derivative of a quantity at q in the \dot{q} direction:

$$\dot{\mathcal{R}}(q, \dot{q}) = D_q \mathcal{R}[q] \dot{q} = \left. \frac{d}{d\varepsilon} \right|_{\varepsilon=0} \mathcal{R}[q + \varepsilon \dot{q}]. \quad (2.33)$$

Explicitly, we have

$$\begin{aligned} \dot{\mathcal{R}} &= P \left[\frac{1}{2J} \dot{b} - \frac{b}{2J^2} \dot{J} + g \dot{\eta} - \tau \dot{\kappa} - \kappa \dot{\tau} \right], \\ \dot{\xi} &= H[\dot{\eta}], \quad \dot{J} = 2 \left\{ (1 + \partial_\alpha \xi) (\partial_\alpha \dot{\xi}) + (\partial_\alpha \eta) (\partial_\alpha \dot{\eta}) \right\}, \\ \dot{\kappa} &= -\frac{3\kappa}{2J} \dot{J} + \frac{1}{J^{3/2}} \left\{ (\partial_\alpha^2 \eta) (\partial_\alpha \dot{\xi}) + (1 + \partial_\alpha \xi) (\partial_\alpha^2 \dot{\eta}) - (\partial_\alpha^2 \xi) (\partial_\alpha \dot{\eta}) - (\partial_\alpha \eta) (\partial_\alpha^2 \dot{\xi}) \right\}, \end{aligned} \quad (2.34)$$

where η , ξ , J , κ , $\dot{\eta}$, $\dot{\xi}$, \dot{J} and $\dot{\kappa}$ are torus functions; b , τ , \dot{b} and $\dot{\tau}$ are scalars; and ξ represents only the quasi-periodic part of $\tilde{\xi}$, via (2.15). With these formulas, it is easy to evaluate the entries of the Jacobian

$$\mathcal{J}_{i,j} = \frac{\partial r_i}{\partial p_j} = \frac{\dot{R}(2\pi m_1/M_1, 2\pi m_2/M_2)}{\sqrt{M_1 M_2}}, \quad 0 \leq i = m_2 M_1 + m_1 < M_1 M_2, \quad (2.35)$$

where m_1, m_2 are in the ranges (2.21) and j enumerates the entries of \vec{p} in (2.31). For example, $j = 0$ corresponds to b , so one sets $\dot{q} = (\dot{\eta}, \dot{\tau}, \dot{b}) = (0, 0, 1)$ in (2.34) to compute the zeroth column of \mathcal{J} via (2.35). Since τ is treated as a fixed parameter, we set $\dot{\tau} = 0$ for each column of the Jacobian in the present work; however, in [81], τ is computed by the solver, just like b , so one of the Jacobian columns corresponds to $\dot{q} = (\dot{\eta}, \dot{\tau}, \dot{b}) = (0, 1, 0)$. Each of the remaining columns corresponds to varying one of the Fourier mode degrees of freedom. Since we make use of the symmetry (2.14), these columns correspond to variations of the form

$$\dot{q}_{j_1, j_2} = (e^{i(j_1 \alpha_1 + j_2 \alpha_2)} + e^{-i(j_1 \alpha_1 + j_2 \alpha_2)}, 0, 0), \quad (2.36)$$

where j_1 and j_2 range over the values listed in (2.31) to enumerate columns 1 through $(N_{\text{tot}} - 1)$ of \mathcal{J} in a zero-based numbering convention. More details on the form of \dot{R} for variations of the form (2.36) will be given in Section 3 below. In the periodic sub-problem, $\mathcal{J}_{i,j}$ in (2.35) is modified in the obvious way to account for the change from (2.25) to (2.30) and (2.31) to (2.27).

In the process of finding a bifurcation point q^{bif} from periodic to quasi-periodic traveling waves in Section 3 below, we will obtain a null vector \dot{q}^{qua} of $D_q \mathcal{R}[q^{\text{bif}}]$ that is transverse to the family of traveling waves. In the numerical continuation algorithm, we take the bifurcation point q^{bif} as the zeroth point on the path. The first point on the path, which, unlike the zeroth

point, will be genuinely quasi-periodic, is obtained using the Levenberg-Marquardt algorithm with initial guess $q^{\text{bif}} + \varepsilon \hat{q}^{\text{qua}}$. Here ε is a suitably small number that we choose by trial and error to make progress in escaping the family of periodic waves while still resembling the zeroth solution. In the minimization, τ is held fixed with its value at the zeroth solution and $\hat{\eta}_{0,1}$ is held fixed with the value $\varepsilon \hat{\eta}_{0,1}^{\text{qua}}$ (since $\hat{\eta}_{0,1}^{\text{bif}} = 0$). After the zeroth and first solution on the path are computed, we continue along a straight line through parameter space (the $(\hat{\eta}_{0,1}, \tau)$ -plane) using linear extrapolation for the initial guess for the next quasi-periodic solution. The straight line involves holding τ fixed and incrementing $\hat{\eta}_{0,1}$ for successive solutions. The increment is initially $\varepsilon \hat{\eta}_{0,1}$, but can be changed adaptively, if needed. This numerical continuation strategy is easy to implement and requires only a few iterations to find quasi-periodic solutions that deviate significantly from the periodic solution at the bifurcation point as long as ε is chosen to be large enough to make progress along the path (but small enough for linear extrapolation to be effective).

3. QUASI-PERIODIC BIFURCATIONS FROM PERIODIC TRAVELING WAVES

In [81], we compute small-amplitude quasi-periodic traveling waves that bifurcate from the zero-amplitude wave. In this section, we consider quasi-periodic bifurcations from finite-amplitude periodic traveling waves that can be far beyond the linear regime of the zero solution. In particular, we wish to study quasi-periodic traveling waves with zero surface tension, which do not exist at small amplitude.

Before discussing bifurcation theory, it is convenient to frame the problem in a Hilbert space setting. Recall that a torus function $f : \mathbb{T}^2 \rightarrow \mathbb{C}$ is real-analytic if it has a convergent power series in a neighborhood of each $\alpha \in \mathbb{T}^2$. We follow the standard convention [55] that real-analytic functions can be complex-valued. Although η in (2.6) must be real-valued for (2.5) to make sense, it is useful to allow complex-valued torus functions when considering the effect of perturbations in Fourier space. Ultimately, linear combinations will be taken to keep the result real-valued. Similarly, while $b = c^2$ must be positive and τ must be non-negative, perturbations of these quantities can have either sign, and can even be complex as long as linear combinations are eventually taken to make them real.

Definition 3.1. For $\sigma > 0$, let \mathcal{V}_σ be the Hilbert space of real-analytic torus functions of finite norm induced by the inner product

$$\langle f, g \rangle = \sum_{\mathbf{j} \in \mathbb{Z}^2} \hat{f}_{\mathbf{j}} \overline{\hat{g}_{\mathbf{j}}} e^{2\sigma(|j_1| + |j_2|)}. \quad (3.1)$$

We also define the subspaces

$$\begin{aligned} \mathcal{V}_\sigma^{(l)} &= \{f \in \mathcal{V}_\sigma : \hat{f}_{j_1, j_2} = 0 \text{ if } j_2 \neq l\}, \quad (l \in \mathbb{Z}), \\ \mathcal{V}_\sigma^{\text{per}} &= \mathcal{V}_\sigma^{(0)}, \quad \mathcal{V}_\sigma^{\text{qua}} = (\mathcal{V}_\sigma^{\text{per}})^\perp = \bigoplus_{l \neq 0} \mathcal{V}_\sigma^{(l)} \end{aligned} \quad (3.2)$$

and write, e.g., $(\mathcal{V}_\sigma^{(1)}, 0, \mathbb{C})$ and $(\mathcal{V}_\sigma^{\text{per}}, \mathbb{C}, \mathbb{C})$ as shorthand for $\{(f, 0, b) : f \in \mathcal{V}_\sigma^{(1)}, b \in \mathbb{C}\}$ and $\mathcal{V}_\sigma^{\text{per}} \times \mathbb{C}^2$, respectively, with the product Hilbert space norms.

Note that $\mathcal{V}_\sigma^{\text{per}}$ consists precisely of the torus functions $f(\alpha_1, \alpha_2)$ in \mathcal{V}_σ that do not depend on α_2 . We think of functions in $\mathcal{V}_\sigma \setminus \mathcal{V}_\sigma^{\text{per}}$ as being genuinely quasi-periodic even though this set includes functions $f(\alpha_1, \alpha_2)$ that are independent of α_1 . We adopt this viewpoint as our focus is on bifurcations from 2π -periodic traveling waves. The case of bifurcations from $(2\pi/k)$ -periodic traveling waves can be investigated within this framework by rescaling space

by a factor of k to make the wavelength of these waves 2π , and then replacing k by $1/k$ as the second basic frequency.

3.1. Linearization about periodic traveling waves. Recall from (2.19) that the governing equations (2.9) for traveling water waves are equivalent to solving

$$\mathcal{R}[q] = P \left[\frac{b}{2J} + g\eta - \tau\kappa \right] = 0, \quad q = (\eta, \tau, b), \quad (3.3)$$

where J and κ depend on η via (2.9). We computed the Fréchet derivative of \mathcal{R} in (2.34) using “dot notation,” defined in (2.33). The following theorem is proved in Appendix B:

Theorem 3.2. *Suppose $q^{\text{per}} = (\eta, \tau, b)$ with $\eta \in \mathcal{V}_\sigma^{\text{per}}$ for some $\sigma > 0$. Suppose also that η is real-valued and the resulting $J(\alpha_1, \alpha_2)$ in (2.9), which is independent of α_2 , is non-zero for every $\alpha_1 \in \mathbb{T}$. Then there exists $\rho \in (0, \sigma)$ such that $D_q \mathcal{R}[q^{\text{per}}]$ is a bounded operator from $(\mathcal{V}_\sigma, \mathbb{C}, \mathbb{C})$ to \mathcal{V}_ρ .*

We do not assume q^{per} is a solution of $\mathcal{R}[q] = 0$ in this theorem, though that is the case of interest. Our next goal is to show that when linearized about a periodic solution, variations in (τ, b) and periodic perturbations of η lead to periodic changes in \mathcal{R} while quasi-periodic perturbations lead to quasi-periodic changes in \mathcal{R} . We combine the discussion of the numerical computation with the derivation since the only difference is whether infinite Fourier series of real analytic functions are considered, or whether these functions are approximated via the FFT on a uniform grid.

Let $q^{\text{per}} = (\eta, \tau, b)$ satisfy the hypotheses of Theorem (3.2). Then clearly

$$D_q \mathcal{R}[q^{\text{per}}](0, \dot{\tau}, \dot{b}) = P \left[\dot{b}/(2J) - \kappa \dot{\tau} \right] \quad (3.4)$$

is periodic, i.e., a torus function independent of α_2 . Moreover, if \dot{q} is of the form

$$\dot{q}^{(l_1, l_2)} = (e^{il_1 \alpha_1} e^{il_2 \alpha_2}, 0, 0), \quad l_1, l_2 \in \mathbb{Z}, \quad (3.5)$$

then (2.34) simplifies to

$$\begin{aligned} \dot{\mathcal{R}} &= P \left[-\frac{b}{2J^2} \dot{J} + g\dot{\eta} - \tau\dot{\kappa} \right], \quad \dot{\eta} = e^{il_1 \alpha_1} e^{il_2 \alpha_2}, \quad \dot{\xi} = -i \operatorname{sgn}(l_1 + kl_2) e^{il_1 \alpha_1} e^{il_2 \alpha_2}, \\ \dot{J} &= 2 \left\{ |l_1 + kl_2| (1 + \partial_\alpha \xi) + i(l_1 + kl_2) \partial_\alpha \eta \right\} e^{il_1 \alpha_1} e^{il_2 \alpha_2}, \\ \dot{\kappa} &= -\frac{3\kappa}{2J} \dot{J} + \frac{1}{J^{3/2}} \left\{ |l_1 + kl_2| \partial_\alpha^2 \eta - (l_1 + kl_2)^2 (1 + \partial_\alpha \xi) \right. \\ &\quad \left. - i(l_1 + kl_2) (\partial_\alpha^2 \xi + |l_1 + kl_2| \partial_\alpha \eta) \right\} e^{il_1 \alpha_1} e^{il_2 \alpha_2}. \end{aligned} \quad (3.6)$$

The terms in braces, which we denote by $\tilde{A}^{(1)}(\alpha_1)$ and $\tilde{A}^{(2)}(\alpha_1)$, respectively, are independent of α_2 . Next we expand $\tilde{\eta}(\alpha)$ in (2.8) as a 1d Fourier series, $\sum_j \hat{\eta}_j e^{ij\alpha}$, which gives

$$(1 + \partial_\alpha \xi) = 1 + \sum_j |j| \hat{\eta}_j e^{ij\alpha}, \quad \partial_\alpha^r \eta = \sum_j (ij)^r \hat{\eta}_j e^{ij\alpha}, \quad \partial_\alpha^2 \xi = \sum_j ij |j| \hat{\eta}_j e^{ij\alpha}, \quad (3.7)$$

where $r \in \{1, 2\}$. The 1d inverse FFT can then be used to compute $\tilde{A}^{(1)}(\alpha_1)$ and $\tilde{A}^{(2)}(\alpha_1)$ on a uniform grid in the α_1 variable that is fine enough to resolve the Fourier modes to the desired accuracy. We then write

$$\begin{aligned} \dot{\kappa}(\alpha_1, \alpha_2) &= \tilde{A}^{(3)}(\alpha_1) e^{il_1 \alpha_1} e^{il_2 \alpha_2}, \quad \tilde{A}^{(3)} = -3 \frac{\kappa}{J} \tilde{A}^{(1)} + \frac{1}{J^{3/2}} \tilde{A}^{(2)}, \\ -\frac{b}{2J^2} \dot{J} + g\dot{\eta} - \tau\dot{\kappa} &= \tilde{A}^{(4)}(\alpha_1) e^{il_1 \alpha_1} e^{il_2 \alpha_2}, \quad \tilde{A}^{(4)} = -\frac{b}{J^2} \tilde{A}^{(1)} + g - \tau \tilde{A}^{(3)}, \end{aligned} \quad (3.8)$$

where $\tilde{A}^{(3)}(\alpha_1)$ and $\tilde{A}^{(4)}(\alpha_1)$ are computed pointwise on the grid. We note that $\tilde{A}^{(m)}(\alpha_1)$ depends on (l_1, l_2) for $m \in \{1, 2, 3, 4\}$, and will be written $\tilde{A}^{(l_1, l_2, m)}(\alpha_1)$ when the dependence needs to be shown explicitly. Finally, we obtain

$$(D_q \mathcal{R}[q^{\text{per}}] \dot{q}^{(l_1, l_2)})(\alpha_1, \alpha_2) = P[\tilde{A}^{(l_1, l_2, 4)}(\alpha_1) e^{il_1 \alpha_1} e^{il_2 \alpha_2}] = \tilde{u}^{(l_1, l_2)}(\alpha_1) e^{il_2 \alpha_2}, \quad (3.9)$$

where the projection P was defined in (2.10) above. The Fourier expansion

$$\tilde{u}^{(l_1, l_2)}(\alpha) = \sum_j \hat{u}_j^{(l_1, l_2)} e^{ij\alpha}, \quad \hat{u}_j^{(l_1, l_2)} = \begin{cases} \hat{A}_{j-l_1}^{(l_1, l_2, 4)}, & (j, l_2) \neq (0, 0), \\ 0, & (j, l_2) = (0, 0), \end{cases} \quad (3.10)$$

is easily read off from the FFT of $\tilde{A}^{(l_1, l_2, 4)}(\alpha)$, where multiplication by $e^{il_1 \alpha_1}$ in (3.9) simply shifts the Fourier index by l_1 . Since τ and b are real and $\eta(\alpha_1, \alpha_2) = \tilde{\eta}(\alpha_1)$ is real-valued, inspection of (3.6)–(3.9) shows that

$$\tilde{A}^{(-l_1, -l_2, m)}(\alpha) = \overline{\tilde{A}^{(l_1, l_2, m)}(\alpha)}, \quad \tilde{u}^{(-l_1, -l_2)}(\alpha) = \overline{\tilde{u}^{(l_1, l_2)}(\alpha)}, \quad \begin{pmatrix} m = 1, 2, 3, 4 \\ l_1, l_2 \in \mathbb{Z} \end{pmatrix}. \quad (3.11)$$

This shows that $D_q \mathcal{R}[q^{\text{per}}] \overline{\dot{q}^{(l_1, l_2)}} = \overline{D_q \mathcal{R}[q^{\text{per}}] \dot{q}^{(l_1, l_2)}}$, which is also evident from (3.3). If, moreover, η has even symmetry, then

$$\tilde{A}^{(l_1, l_2, m)}(-\alpha) = \overline{\tilde{A}^{(l_1, l_2, m)}(\alpha)}, \quad \tilde{u}^{(l_1, l_2)}(-\alpha) = \overline{\tilde{u}^{(l_1, l_2)}(\alpha)}, \quad \begin{pmatrix} m = 1, 2, 3, 4 \\ l_1, l_2 \in \mathbb{Z} \end{pmatrix}, \quad (3.12)$$

which implies that the Fourier coefficients of these complex-valued functions are real.

Remark 3.3. Evaluation of (3.6) and (3.9) along the characteristic line $\alpha_1 = \alpha$, $\alpha_2 = k\alpha$ gives the real-line version of these equations, which can be derived directly via a Fourier-Bloch analysis commonly used in the study of subharmonic stability of traveling waves [29, 71]. However, by posing the problem in a quasi-periodic torus framework, it becomes possible to follow bifurcation branches beyond linearization about periodic traveling waves.

Remark 3.4. In summary, we have shown that $D_q \mathcal{R}[q^{\text{per}}]$ has a block structure, mapping $(\dot{\eta}, \dot{\tau}, \dot{b}) \in (\mathcal{V}_\sigma^{\text{per}}, \mathbb{C}, \mathbb{C})$ to $\mathcal{V}_\rho^{\text{per}}$ and $(\dot{\eta}, 0, 0) \in (\mathcal{V}_\sigma^{(l_2)}, 0, 0)$ to $\mathcal{V}_\rho^{(l_2)}$ for $l_2 \in \mathbb{Z} \setminus \{0\}$.

It is convenient at this point to introduce alternative basis functions and subspaces that more clearly exhibit the even, real-valued nature of the solutions we seek. Let

$$\begin{aligned} \varphi_{\vec{l}}(\vec{\alpha}) &= 2 \cos(\vec{l} \cdot \vec{\alpha}), & \vec{l} \in \Lambda &= \left\{ (l_1, l_2) \in \mathbb{Z}^2 : l_2 > 0 \text{ or } (l_2 = 0 \text{ and } l_1 > 0) \right\}, \\ \psi_{\vec{l}}(\vec{\alpha}) &= -2 \sin(\vec{l} \cdot \vec{\alpha}), \end{aligned} \quad (3.13)$$

where $\vec{\alpha} = (\alpha_1, \alpha_2)$. We also define $\varphi_{0,0}(\vec{\alpha}) = 1$. Then

$$\left(\varphi_{\vec{l}}(\vec{\alpha}), \psi_{\vec{l}}(\vec{\alpha}) \right) = \left(e^{i\vec{l} \cdot \vec{\alpha}}, e^{-i\vec{l} \cdot \vec{\alpha}} \right) \begin{pmatrix} 1 & i \\ 1 & -i \end{pmatrix}, \quad (\vec{l} \in \Lambda) \quad (3.14)$$

and the torus function expansions of an arbitrary function

$$f(\vec{\alpha}) = \sum_{j_1, j_2} \hat{f}_{j_1, j_2} e^{i(j_1 \alpha_1 + j_2 \alpha_2)} = a_{\vec{0}} \varphi_{\vec{0}}(\vec{\alpha}) + \sum_{\vec{l} \in \Lambda} (a_{\vec{l}} \varphi_{\vec{l}}(\vec{\alpha}) + b_{\vec{l}} \psi_{\vec{l}}(\vec{\alpha})) \quad (3.15)$$

are related by

$$a_{\vec{0}} = \hat{f}_{\vec{0}}, \quad \begin{pmatrix} a_{\vec{l}} \\ b_{\vec{l}} \end{pmatrix} = \begin{pmatrix} \frac{1}{2} & \frac{1}{2} \\ \frac{1}{2i} & \frac{-1}{2i} \end{pmatrix} \begin{pmatrix} \hat{f}_{\vec{l}} \\ \hat{f}_{-\vec{l}} \end{pmatrix}, \quad \begin{pmatrix} \hat{f}_{\vec{l}} \\ \hat{f}_{-\vec{l}} \end{pmatrix} = \begin{pmatrix} 1 & i \\ 1 & -i \end{pmatrix} \begin{pmatrix} a_{\vec{l}} \\ b_{\vec{l}} \end{pmatrix}, \quad (\vec{l} \in \Lambda). \quad (3.16)$$

Note that $f(\vec{\alpha})$ is real-valued precisely when all the $a_{\vec{l}}$ and $b_{\vec{l}}$ are real. In this case, these coefficients are the real and imaginary parts of $\hat{f}_{\vec{l}}$ for $\vec{l} \in \Lambda$, and $\hat{f}_{-\vec{l}} = \overline{\hat{f}_{\vec{l}}}$. Similarly, $f(\vec{\alpha})$ is even with respect to $\vec{\alpha} \in \mathbb{T}^2$ precisely when all the $b_{\vec{l}}$ are zero. We also define the subspaces

$$\begin{aligned} \mathcal{X}_\sigma^{\text{const}} &= \text{span}_\sigma \{\varphi_{0,0}\} = \{\text{constant functions on } \mathbb{T}^2\}, \\ \mathcal{X}_\sigma^{\text{per}} &= \mathcal{X}_\sigma^{(0)} = \text{span}_\sigma \{\varphi_{l_1,0} : l_1 \geq 1\}, \quad \mathcal{Y}_\sigma^{\text{per}} = \mathcal{Y}_\sigma^{(0)} = \text{span}_\sigma \{\psi_{l_1,0} : l_1 \geq 1\}, \\ \mathcal{X}_\sigma^{(l_2)} &= \text{span}_\sigma \{\varphi_{l_1,l_2} : l_1 \in \mathbb{Z}\}, \quad \mathcal{Y}_\sigma^{(l_2)} = \text{span}_\sigma \{\psi_{l_1,l_2} : l_1 \in \mathbb{Z}\}, \quad (l_2 \geq 1), \end{aligned} \quad (3.17)$$

where span_σ of a list of functions is the closure of the set of finite linear combinations of the functions with respect to the \mathcal{V}_σ norm from (3.1). We note that

$$\mathcal{V}_\sigma^{\text{per}} = \mathcal{X}_\sigma^{\text{const}} \oplus \mathcal{X}_\sigma^{\text{per}} \oplus \mathcal{Y}_\sigma^{\text{per}}, \quad \mathcal{V}_\sigma^{(l_2)} \oplus \mathcal{V}_\sigma^{(-l_2)} = \mathcal{X}_\sigma^{(l_2)} \oplus \mathcal{Y}_\sigma^{(l_2)}, \quad (l_2 \geq 1), \quad (3.18)$$

$$\mathcal{V}_\sigma = \mathcal{X}_\sigma^{\text{const}} \oplus \mathcal{X}_\sigma^{\text{per}} \oplus \mathcal{Y}_\sigma^{\text{per}} \oplus \mathcal{X}_\sigma^{\text{qua}} \oplus \mathcal{Y}_\sigma^{\text{qua}}, \quad \mathcal{X}_\sigma^{\text{qua}} = \bigoplus_{l_2=1}^{\infty} \mathcal{X}_\sigma^{(l_2)}, \quad (3.19)$$

with a similar formula for $\mathcal{Y}_\sigma^{\text{qua}}$. Since the basis functions $\varphi_{\vec{l}}(\vec{\alpha})$ and $\psi_{\vec{l}}(\vec{\alpha})$ are real-valued, the spaces in (3.19) may be regarded as a complex or real Hilbert spaces. It is also useful to define

$$\mathcal{X}_\sigma = \mathcal{X}_\sigma^{\text{per}} \oplus \mathcal{X}_\sigma^{\text{qua}}, \quad (3.20)$$

which contains the even functions of \mathcal{V}_σ of zero mean on \mathbb{T}^2 .

As explained above, since we assume in (2.14) that η is real-valued and even, the Fourier coefficients of $\hat{u}^{(l_1,l_2)}(\alpha)$ in (3.10) are real. Thus, from (3.9) and (3.11) we have

$$\begin{aligned} D_q \mathcal{R}[q^{\text{per}}](\varphi_{\vec{l}}, 0, 0) &= \sum_{j_1 \in \mathbb{Z}} \hat{u}_{j_1}^{(l_1,l_2)} \varphi_{j_1,l_2}(\vec{\alpha}), \\ D_q \mathcal{R}[q^{\text{per}}](\psi_{\vec{l}}, 0, 0) &= \sum_{j_1 \in \mathbb{Z}} \hat{u}_{j_1}^{(l_1,l_2)} \psi_{j_1,l_2}(\vec{\alpha}), \end{aligned} \quad (\vec{l} \in \Lambda). \quad (3.21)$$

The $j_1 = 0$ term can be omitted from these sums when $l_2 = 0$ since $\hat{u}_0^{(l_1,0)} = 0$, and must be omitted in the second formula as $\psi_{0,0}(\vec{\alpha})$ is not defined. We also see directly from (3.4) and (3.6) that $D_q \mathcal{R}[q^{\text{per}}](0, \dot{\tau}, \dot{b})$ is an even function and $D_q \mathcal{R}[q^{\text{per}}](\varphi_{0,0}, 0, 0) = 0$.

Remark 3.5. Since η is assumed real-valued and even and $D_q \mathcal{R}[q^{\text{per}}]$ maps even perturbations to even functions and odd perturbations to odd functions, we can restrict attention to even functions and perturbations. In light of Remark 2.1 and the presence of the projection P in the definition (3.3) of \mathcal{R} , we may further restrict attention to functions and perturbations of zero mean. It follows from (3.21) that $D_q \mathcal{R}[q^{\text{per}}]$ has a block structure with respect to the decomposition (3.20), mapping $(\dot{\eta}, \dot{\tau}, \dot{b}) \in (\mathcal{X}_\sigma^{\text{per}}, \mathbb{R}, \mathbb{R})$ to $\mathcal{X}_\sigma^{\text{per}}$ and $(\dot{\eta}, 0, 0) \in (\mathcal{X}_\sigma^{(l_2)}, 0, 0)$ to $\mathcal{X}_\sigma^{(l_2)}$ for $l_2 \geq 1$.

If the surface tension τ is held fixed, which will be the case for the pure gravity wave problem in section 4.1 below, then there will be a one-parameter ‘‘primary’’ branch of periodic traveling waves, which we denote by $q = q^{\text{per}}(s) \in (\mathcal{X}_\sigma^{\text{per}}, \mathbb{R}, \mathbb{R})$. Here s is any convenient amplitude parameter such as $\hat{\eta}_{1,0}$ or the crest-to-trough height of the wave, $h = \tilde{\eta}(0) - \tilde{\eta}(\pi)$. Following [4, 23, 24, 27], we are interested in finding simple bifurcation points q^{bif} where a second solution curve $q = q^{\text{qua}}(\theta) \in (\mathcal{X}_\sigma, \mathbb{R}, \mathbb{R})$ intersects the first non-tangentially, with θ another amplitude parameter such as $\hat{\eta}_{0,1}$; see Figure 1. Suppose such an intersection occurs at $s = s_0$ and $\theta = \theta_0$. Differentiating $\mathcal{R}[q^{\text{per}}(s)] = 0$ and $\mathcal{R}[q^{\text{qua}}(\theta)] = 0$, we obtain

$$D_q \mathcal{R}[q^{\text{bif}}] \left((q^{\text{per}})'(s_0) \right) = 0 = D_q \mathcal{R}[q^{\text{bif}}] \left((q^{\text{qua}})'(\theta_0) \right). \quad (3.22)$$

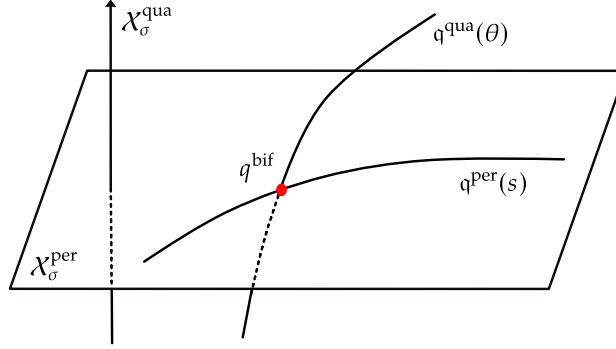


FIGURE 1. Simple quasi-periodic bifurcation diagram

At a simple bifurcation [27], these null vectors span the kernel of $D_q \mathcal{R}[q^{\text{bif}}]$,

$$\ker D_q \mathcal{R}[q^{\text{bif}}] = \text{span} \left\{ (q^{\text{per}})'(s_0), (q^{\text{qua}})'(\theta_0) \right\}. \quad (3.23)$$

Because τ is frozen and we restrict attention to even perturbations of zero mean, the domain of $D_q \mathcal{R}[q^{\text{bif}}]$ is taken to be $\mathcal{D}_\sigma = (X_\sigma, 0, \mathbb{R})$ when computing the kernel. We decompose

$$\mathcal{D}_\sigma = \mathcal{D}_\sigma^{\text{per}} \oplus \left(\bigoplus_{l=1}^{\infty} \mathcal{D}_\sigma^{(l)} \right), \quad \begin{aligned} \mathcal{D}_\sigma^{\text{per}} &= \{(\dot{\eta}, 0, \dot{b}) : \dot{\eta} \in \mathcal{X}_\sigma^{\text{per}}, \dot{b} \in \mathbb{R}\}, \\ \mathcal{D}_\sigma^{(l)} &= \{(\dot{\eta}, 0, 0) : \dot{\eta} \in \mathcal{X}_\sigma^{(l)}\}. \end{aligned} \quad (3.24)$$

Let $\dot{q}^{\text{per}} = (q^{\text{per}})'(s_0)$, which belongs to $\mathcal{D}_\sigma^{\text{per}}$ since solutions on this branch are periodic. By (3.24), we can decompose $(q^{\text{qua}})'(\theta_0) = \dot{q}_1^{\text{per}} + \sum_{l=1}^{\infty} \dot{q}^{(l)}$ with $\dot{q}_1^{\text{per}} \in \mathcal{D}_\sigma^{\text{per}}$ and $\dot{q}^{(l)} \in \mathcal{D}_\sigma^{(l)}$. Our assumption that the bifurcation is simple implies that precisely one of the $\dot{q}^{(l)}$ is non-zero. In more detail, because $D_q \mathcal{R}[q^{\text{bif}}]$ has a block structure, each non-zero component \dot{q}_1^{per} and $\dot{q}^{(l)}$ will also be in the kernel. At least one of the $\dot{q}^{(l)}$, say with $l = l_0$, must be non-zero since solutions on the path $q^{\text{qua}}(\theta)$ are supposed to be genuinely quasi-periodic, and we require that this occurs at linear order in the perturbation. But then all the other $\dot{q}^{(l)}$ must be zero and \dot{q}_1^{per} must be a multiple of \dot{q}^{per} , or else the dimension of $\ker D_q \mathcal{R}[q^{\text{bif}}]$ would be greater than two. For simplicity, and without loss of generality, we may assume $l_0 = 1$. Indeed, observing the way k and l_2 appear in the formulas of (3.6), we see that if $\dot{q}^{(l)}$ belongs to the kernel for $l > 1$, then $\dot{q}^{(1)}$ will be in the kernel for an auxiliary problem with k replaced by kl . Renaming $\dot{q}^{(1)}$ by \dot{q}^{qua} , we have shown that the kernel should take the form

$$\ker D_q \mathcal{R}[q^{\text{bif}}] = \text{span} \{ \dot{q}^{\text{per}}, \dot{q}^{\text{qua}} \}, \quad \dot{q}^{\text{per}} \in \mathcal{D}_\sigma^{\text{per}}, \quad \dot{q}^{\text{qua}} \in \mathcal{D}_\sigma^{(1)}, \quad (3.25)$$

where $(q^{\text{per}})'(s_0) = \dot{q}^{\text{per}}$ and $(q^{\text{qua}})'(\theta_0) = C\dot{q}^{\text{per}} + \dot{q}^{\text{qua}}$ for some $C \in \mathbb{R}$. As explained in Section 4.1 below, a non-zero value of C would break a symmetry that arises on the solution branches we have found. Thus, C turns out to be zero and $q^{\text{bif}} + \varepsilon \dot{q}^{\text{qua}}$ can be used as a natural initial guess to switch from the periodic branch to the quasi-periodic branch, where ε is a suitably small number chosen empirically.

When the surface tension is allowed to vary, which will be the case in the gravity-capillary wave problem of section 4.2, there will be a two-parameter family of periodic traveling waves that contains one-dimensional bifurcation curves where the periodic waves intersect with two-dimensional sheets of quasi-periodic traveling waves. In this formulation, one can increase the domain of $D_q \mathcal{R}[q^{\text{bif}}]$ from (3.24) to $\mathcal{D}_\sigma = (X_\sigma, \mathbb{R}, \mathbb{R})$ and the dimension of the kernel will increase from two to three. But computationally, we can sweep through these manifolds of solutions with τ or an amplitude parameter fixed, which reduces the problem to searching

for isolated bifurcation points along one-parameter solution curves, as described above. The general theory of multi-parameter bifurcation theory is presented in [3, 9], for example.

Remark 3.6. If we had not separated $\mathcal{X}_\sigma^{\text{const}}$ from $\mathcal{X}_\sigma^{\text{per}}$ in (3.17), the dimension of the manifolds of solutions would increase by one, as would the kernel, but in a trivial way: one can add a constant to η for any of the solutions to obtain another solution. One could add an equation to the nonlinear system $\mathcal{R}[q] = 0$ to select the physical solution with zero mean in physical space, but it is simpler to just hold $\hat{\eta}_{0,0} = 0$ in this search phase of the problem and compute the correction afterwards, as explained in Remark 2.1.

3.2. Detecting Quasi-Periodic Bifurcation Points. In this section, we discuss how to detect quasi-periodic bifurcation points on $q^{\text{per}}(s)$ and compute the corresponding bifurcation directions. Because we seek bifurcation points q^{bif} such that $D_q \mathcal{R}[q^{\text{bif}}]$ has a null vector $\dot{q}^{\text{qua}} \in \mathcal{D}_\sigma^{(1)}$, it suffices to compute the restriction of $D_q \mathcal{R}[q^{\text{per}}(s)]$ to $\mathcal{D}_\sigma^{(1)} = (\mathcal{X}_\sigma^{(1)}, 0, 0)$ and search for values of s for which this operator has a non-trivial kernel. By Remark 3.5, the range of this restriction may be taken to be $\mathcal{X}_\sigma^{(1)}$.

Recall from Section 2.2 that we compute periodic traveling waves numerically by specifying $\hat{\eta}_{1,0}$ and τ as given parameters and minimizing the objective function (2.30) to find the square of the wave speed, $b = c^2$, and the remaining leading Fourier modes $(\hat{\eta}_{2,0}, \dots, \hat{\eta}_{N_1,0})$. The computations are done on a uniform M_1 -point grid in the α_1 variable, where $M_1 \approx 3N_1$ is generally sufficient to achieve spectrally accurate solutions with minimal effects of aliasing errors. Fourier modes $\hat{\eta}_{j_1,0}$ with $|j_1| > N_1$ are taken to be zero, and η is assumed real and even so that $\hat{\eta}_{-j_1,0} = \hat{\eta}_{j_1,0} \in \mathbb{R}$. N_1 is chosen large enough that the Fourier modes decay to machine precision by the time $|j_1|$ reaches N_1 .

For each of these computed periodic solutions, $q^{\text{per}} = q^{\text{per}}(s)$, we form the matrix $\mathcal{J}^{\text{qua}}[q^{\text{per}}]$ representing the restriction of $D_q \mathcal{R}[q^{\text{per}}]$ to $\mathcal{D}_\sigma^{(1)}$, using the $\{\varphi_{l_1,1}\}$ basis for $\mathcal{X}_\sigma^{(1)}$ in both the domain and range, up to a cutoff frequency N . We order the basis functions via $l_1 = (0, 1, -1, 2, -2, 3, -3, \dots, N, -N)$ and use (3.21) to obtain

$$\mathcal{J}^{\text{qua}}[q^{\text{per}}] = \begin{pmatrix} \hat{u}_0^{(0,1)} & \hat{u}_0^{(1,1)} & \hat{u}_0^{(-1,1)} & \dots & \hat{u}_0^{(N,1)} & \hat{u}_0^{(-N,1)} \\ \hat{u}_1^{(0,1)} & \hat{u}_1^{(1,1)} & \hat{u}_1^{(-1,1)} & \dots & \hat{u}_1^{(N,1)} & \hat{u}_1^{(-N,1)} \\ \hat{u}_{-1}^{(0,1)} & \hat{u}_{-1}^{(1,1)} & \hat{u}_{-1}^{(-1,1)} & \dots & \hat{u}_{-1}^{(N,1)} & \hat{u}_{-1}^{(-N,1)} \\ \vdots & \vdots & \vdots & & \vdots & \vdots \\ \hat{u}_N^{(0,1)} & \hat{u}_N^{(1,1)} & \hat{u}_N^{(-1,1)} & \dots & \hat{u}_N^{(N,1)} & \hat{u}_N^{(-N,1)} \\ \hat{u}_{-N}^{(0,1)} & \hat{u}_{-N}^{(1,1)} & \hat{u}_{-N}^{(-1,1)} & \dots & \hat{u}_{-N}^{(N,1)} & \hat{u}_{-N}^{(-N,1)} \end{pmatrix}, \quad (3.26)$$

where $\tilde{u}^{(l_1, l_2)}(\alpha_1)$ is defined above, in (3.9), and a formula for its Fourier modes $\hat{u}_j^{(l_1, l_2)}$ is given in (3.10). We generally choose N in the range $N_1 \leq N \leq (3/2)N_1$. The goal is to have enough rows and columns in \mathcal{J}^{qua} that when the singular value decomposition

$$\mathcal{J}^{\text{qua}}[q^{\text{per}}(s)] = U(s)\Sigma(s)V(s)^T, \quad \Sigma(s) = \text{diag}(\sigma_1(s), \sigma_2(s), \dots, \sigma_{2N+1}(s)) \quad (3.27)$$

is computed, the left and right singular vectors corresponding to the smallest singular value have expansions in the $\{\varphi_{l_1,1}\}$ basis with coefficients $\{a_{l_1,1}\}$ that decay in amplitude to machine precision by the time $|l|$ reaches N .

Because this is a discretization of an infinite-dimensional problem, the smallest singular values are of physical interest while the largest are under-resolved and inaccurately computed. Thus, we order the singular values in *ascending order*

$$0 \leq \sigma_1(s) \leq \sigma_2(s) \leq \cdots \leq \sigma_{2N+1}(s). \quad (3.28)$$

Increasing N further does not change the smallest singular values and corresponding singular vectors (up to floating-point arithmetic effects) as they are already fully resolved without using the high-frequency columns and rows of \mathcal{J}^{qua} that are added. Standard computational routines, of course, return them in descending order. But for this discussion, we reverse the columns of $U(s)$ and the rows of $V(s)^T$ from the computation to match the convention (3.28). In the end, the matrices $U(s)$ and $V(s)^T$ do not have to be computed at all; see Section 3.3.

As the parameter s changes, we compute $\Sigma(s)$ in (3.27) and search for zeros s_0 of the smallest singular value, $\sigma_1(s_0) = 0$. Since singular values are returned as non-negative quantities, $\sigma_1(s)$ has a slope discontinuity at each of its zeros. This is a challenge for root-finding algorithms that rely on bracketing or polynomial approximation. But if the matrix entries of \mathcal{J}^{qua} depend analytically on s , there is an analytic SVD in which the singular values and vectors are analytic functions of s ; see Bunse-Gerstner *et al* [22] and Kato ([53], pp. 120–122, 392–393). If $A(s)$ is not analytic, a smooth SVD [34] often exists and can be used instead. When the SVD is computed numerically, instead of changing the sign of $\sigma_1(s)$ when s crosses s_0 , the corresponding left or right singular vector will change sign. If we transfer this sign change to $\sigma_1(s)$, the slope discontinuity is eliminated and $\sigma_1(s)$ becomes analytic or smooth.

One idea we experimented with is to multiply $\sigma_1(s)$ by $\text{sgn}(\langle u_1, v_1 \rangle)$, where u_1 and v_1 are the first columns of U and V in (3.27) under the convention (3.28); $\text{sgn}(a)$ is defined above in (2.11); and $\langle u, v \rangle = \sum_j u^j v^j$, where we use superscripts for the components of a column vector that has been extracted from a matrix. If $u_1(s_0)$ and $v_1(s_0)$ are nearly orthogonal, one can instead use $\text{sgn}(\langle Hu_1, v_1 \rangle)$, where H is a Householder reflection that aligns $u_1(s_1)$ with $v_1(s_1)$ at some point s_1 near s_0 . Although this works fine in the present problem (even without introducing H), it is clear that in general, $\langle Hu_1, v_1 \rangle$ might change discontinuously if $\sigma_1(s)$ and $\sigma_2(s)$ ever cross, possibly leading to a sign change that does not correspond to a zero crossing of $\sigma_1(s)$.

We propose, instead, to use the signs of the determinants of U and V to track orientation changes in the singular vectors when s crosses a zero of $\sigma_1(s)$. So we define

$$\begin{aligned} \chi(s) &= \text{sgn}(\det U(s)) \text{sgn}(\det V(s)) \sigma_1(s) \\ &= (\text{sgn} \det \mathcal{J}^{\text{qua}}[\text{q}^{\text{per}}(s)]) \sigma_1(s). \end{aligned} \quad (3.29)$$

The zeros s_0 of $\chi(s)$ will be used to identify bifurcation points $q^{\text{bif}} = \text{q}^{\text{per}}(s_0)$. Since $U(s)$ and $V(s)$ are orthogonal, their determinants are equal to 1 or -1 and can be computed accurately by LU or QR factorization to determine which. (Including sgn just rounds the numerical result to the exact value). The second formula of (3.29) has to be treated with care, but can be computed faster than the first formula as an intermediate step of computing $\sigma_1(s)$, without having to actually form the matrices $U(s)$ or $V(s)$ or compute their determinants; see Section 3.3.

To find a zero s_0 of $\chi(s)$, we can use a root bracketing technique such as Brent's method [17] to reduce $|\chi(s)|$ to the point that floating-point errors corrupt the smallest singular value of the SVD algorithm, which is typically below 10^{-13} in double-precision. Alternatively, one can compute $\chi(s)$ at a set of Chebyshev nodes on an interval $[s_1, s_2]$ for which $\chi(s_1)$ and $\chi(s_2)$ have opposite signs. One can then use Newton's method or Brent's method on the Chebyshev interpolation polynomial to find a zero s_0 of $\chi(s)$. We demonstrate both techniques in Section 4

below. Once $q^{\text{bif}} = q^{\text{per}}(s_0)$ has been found, the null vector \dot{q}^{qua} in (3.25) is given by

$$\dot{q}^{\text{qua}} = (\dot{\eta}^{\text{qua}}, 0, 0), \quad \dot{\eta}^{\text{qua}} = v^1 \varphi_{0,1} + \sum_{j=1}^N [v^{2j} \varphi_{j,1} + v^{2j+1} \varphi_{-j,1}] = \sum_{j=-N}^N a_{j,1} \varphi_{j,1}, \quad (3.30)$$

where $v = v_1$ is the first column of V and we make use of the row and column ordering of \mathcal{J}^{qua} in (3.26). Here $a_{0,1} = v^1$, $a_{j,1} = v^{2j}$ and $a_{-j,1} = v^{2j+1}$ for $1 \leq j \leq N$. Since V is orthogonal, $\|v_1\| = 1$, so \dot{q}^{qua} is already normalized sensibly and $q^{\text{bif}} + \varepsilon \dot{q}^{\text{qua}}$ serves as a useful initial guess for computing solutions on the secondary branch $q^{\text{qua}}(\theta)$. The null vector only needs to be computed when $s = s_0$ is a zero of $\chi(s)$, and can be computed efficiently without forming $U(s)$ or the other columns of $V(s)$ if the problem size is large enough to make these calculations expensive; see Section 3.3.

Remark 3.7. An important feature of $\chi(s)$ is that once N is large enough that the left and right singular vectors u_1 and v_1 have entries that decay to zero in floating-point arithmetic, further increases in N do not change the numerical value of $\chi(s)$.

To explain Remark 3.7, we first consider the zero-amplitude case. Setting $\eta = 0$, $\xi = 0$, $J = 1$ and $\kappa = 0$ in (3.6), we find that

$$\hat{u}_j^{(l_1, l_2)} = \begin{cases} -b|l_1 + kl_2| + g + \tau(l_1 + kl_2)^2, & j = l_1, \\ 0, & \text{otherwise.} \end{cases} \quad (3.31)$$

Thus, \mathcal{J}^{qua} in (3.26) is diagonal, and the last two diagonal entries are

$$\begin{aligned} \mathcal{J}_{2N, 2N}^{\text{qua}} &= (1 - \tau|N + k|)(1 - |N + k|), \\ \mathcal{J}_{2N+1, 2N+1}^{\text{qua}} &= (1 - \tau|-N + k|)(1 - |-N + k|), \end{aligned} \quad (3.32)$$

where we used $b = c^2 = (g/k_1) + \tau k_1$ for the square of the wave speed of the zero-amplitude traveling wave of dimensionless wave number $k_1 = 1$ and gravitational acceleration $g = 1$. Assuming $k > 0$ and $N > k + 1$, we have $1 - |\pm N + k| \leq 1 - (N - k) < 0$, so both of these final diagonal entries are negative if $\tau = 0$. If $\tau > 0$, then both diagonal entries will be positive once $\tau N > \tau k + 1$ and $N > k + 1$. Thus, with or without surface tension, once N is large enough, increasing N by one does not change the sign of the determinant of \mathcal{J}^{qua} in the linearization about $\eta = 0$. With N fixed, because an analytic SVD of the form (3.27) exists, the sign of $\det \mathcal{J}^{\text{qua}}[q^{\text{per}}(s)]$ will only change when s passes through a zero of $\chi(s)$, which is the signed version of the smallest singular value $\sigma_1(s)$. If such zero crossings correspond to well-resolved singular vectors in the kernel and N_1 and N_2 are large enough, then upon replacing $N = N_1$ by $N = N_2$, the same crossings will be encountered and the sign of the determinant at a given s will not change. This argument would break down if truncating the matrix leads to a spurious null vector at some s for either N_1 or N_2 , but we find that only the large singular values are sensitive to where the matrix is truncated. When a null vector is found, it is easy to check *a-posteriori* that the entries v^{2j} and v^{2j+1} of $v = v_1$ in (3.30) decay to machine precision by the time j reaches N .

Remark 3.8. In finite-dimensional bifurcation problems, say $f(q) = 0 \in \mathbb{R}^n$ with $q = (u, s) \in \mathbb{R}^{n+1}$ and primary branch parameterized by $q = q(s)$, one can use

$$\det \mathcal{J}^e(s), \quad \mathcal{J}^e(s) = \begin{pmatrix} f_q[q(s)] \\ q'(s)^T \end{pmatrix} \quad (3.33)$$

as a test function that changes sign at simple bifurcations. This is the numerical approach advocated in [4], for example, and is one of the test functions implemented in MATCONT [16,33].

In our case, using Bloch's theorem, we only have to consider quasi-periodic perturbations $\dot{q} \in \mathcal{D}_\sigma^{(l_2)}$ with $l_2 = 1$, so we can replace $\det \mathcal{J}^e(s)$ above by $\det \mathcal{J}^{\text{qua}}[\text{q}^{\text{per}}(s)]$ in (3.26). The most common way to compute the determinant is as the product of the diagonal entries of the LU factorization. But these products can be very large or very small, potentially leading to overflow or underflow in floating-point arithmetic, and it is difficult to know what order of magnitude of the determinant constitutes a zero crossing. One can look for zeros among the diagonal entries of the LU factorization, but there are many cases where a nearly singular matrix has diagonal entries all bounded away from zero. For example, the bidiagonal matrix with 1's on the diagonal and 2's on the superdiagonal has unit determinant but is effectively singular once the matrix size exceeds 50. Moreover, unlike our $\chi(s)$ function, the numerical value of the determinant will change when the matrix truncation parameter N changes. For all these reasons, the determinant itself is not a suitable function to identify bifurcation points in this problem, though its sign is effective at removing the slope discontinuities of $\sigma_1(s)$, enabling the use of root-finding algorithms to rapidly locate its zeros.

Remark 3.9. In the context of dynamical systems, $du/dt = f(u, s)$, many test functions have been devised to identify fold points, Hopf points, and branch points [15, 16, 33, 46, 48]. For large-scale equilibrium problems arising from discretized PDEs, Bindel *et al* [16] reached the same conclusion we did above in Remark 3.8 on the unsuitability of (3.33) as a test function. Instead, in [16], minimally augmented systems [5, 14, 15, 48, 49] are used together with Newton's method to locate branch points. Studying the details of this approach, e.g., Algorithm 5 of [16], the Newton iteration involves solving $f = 0$ simultaneously with driving $\psi(s)$ in (1.2) to zero. As a result, intermediate Newton iterations will not involve states u that lie precisely on the primary bifurcation curve. This causes a problem for us as we have to linearize about a periodic solution to use Bloch-Fourier theory. The assumption that \mathcal{J}^{ee} in (1.2) is square is also incompatible with our formulation of the traveling wave problem as an overdetermined nonlinear least squares problem, where \mathcal{J} in (2.35) has more rows than columns to reduce aliasing errors and improve the accuracy of the computed periodic or quasi-periodic traveling waves. We prefer to treat the two stages of finding traveling waves and studying their behavior under perturbation as separate infinite dimensional problems that we solve with spectral methods using as many modes as necessary to achieve double-precision accuracy. One could still devise a minimally augmented systems approach within this philosophy to search for changes in the dimension of the kernel of $\mathcal{J}^{\text{qua}}[\text{q}^{\text{per}}(s)]$, but it would require a custom implementation and the resulting test function $\psi(s)$ analogous to (1.2) would not be much cheaper to compute than our $\chi(s)$. Moreover, $\psi(s)$ is only locally defined near each bifurcation point due to various choices of vectors that are made when augmenting the Jacobian. It also does not have the mesh independence feature of $\chi(s)$, so $\psi(s)$ will change discontinuously if the mesh is refined adaptively as s changes.

Remark 3.10. The closest test function we have found in the literature to (3.29) is a signed version of the magnitude of the smallest eigenvalue of f_u , denoted $|\lambda_{\min}(s)|$, (see equation (67) of [16]), which is proposed as an alternative to $\det(f_u(s))$ for detecting zero-Hopf points. We use σ_{\min} instead of $|\lambda_{\min}|$ and broaden the scope of the test function to search for branch points. This has the advantage that it can be applied to an equation $g(u, s) = 0$ that is equivalent to $f(u, s) = 0$ but is no longer in dynamical systems form. For example, one does not obtain the dynamic water wave equations [25, 37–39, 66, 82] by setting $\eta_t = \mathcal{R}[q]$ in (3.3), since the velocity potential has been eliminated in the traveling wave equations. While the eigenvalues of f_u at an equilibrium point give information about the dynamics of u under perturbation, only the

kernel of g_u (and changes in its dimension) are relevant, making $\sigma_{\min}(s)$ more natural than $|\lambda_{\min}(s)|$ in a test function based on solving $g = 0$.

3.3. Computing the sign of the determinant of a matrix along with its singular values. For simplicity, since the results of this section are not tied to the water wave problem, we revert to standard numerical linear algebra notation: \mathcal{J}^{qua} will be denoted by A ; its dimension $2N + 1$ will be denoted by n ; and the singular values will be ordered so that $\sigma_1 \geq \sigma_2 \geq \dots \geq \sigma_n \geq 0$. In floating-point arithmetic, we *define* the sign of the determinant as a single function (without computing $\det A$ as an intermediate result) to be

$$\text{sgn det } A = (\det U)(\det V), \quad A = U\Sigma V^T, \quad \Sigma = \text{diag}(\sigma_1, \dots, \sigma_n). \quad (3.34)$$

This is a procedural definition: compute the SVD of A numerically to obtain U and V , which are orthogonal. Then compute their determinants by LU or QR factorization, round to 1 or -1 , and multiply them together. As explained in Section 3.2, if A depends analytically on a parameter s , then $\chi(s) = (\det U(s))(\det V(s))\sigma_n(s)$ will be a real analytic function that does not have slope discontinuities at the zeros of $\sigma_n(s)$. This conclusion relies on the *existence* of an analytic SVD, but it is only necessary to compute the standard SVD with non-negative singular values. Our goal now is to show how to compute $(\det U)(\det V)$ without actually forming the matrices U and V or computing their determinants explicitly.

Recall that the first step of the SVD algorithm is to compute a bidiagonal reduction, e.g., using the ‘dgebrd’ routine in the LAPACK library:

$$U_0^T A V_0 = B_0. \quad (3.35)$$

Here U_0 and V_0 are orthogonal matrices and B_0 is upper bidiagonal. We will show that

$$\text{sgn det } A = (\det U_0)(\det V_0) \text{sgn}(\det B_0), \quad (3.36)$$

where $\text{sgn}(\det B_0) = \prod_{j=0}^{2N} \text{sgn}((B_0)_{jj})$. Here $(\det U_0)$ and $(\det V_0)$ are ± 1 with parity matching the number of left and right Householder transformations performed in the bidiagonal reduction, which are easy to count from the output of ‘dgebrd’. The left-hand side of (3.36) is still defined as $(\det U)(\det V)$, but we wish to use (3.36) as a cheaper alternative.

Our task is now to analyze what would happen if we were to continue with the standard algorithm to compute U and V along with Σ . The next step of this standard algorithm is to call ‘dbdsqr’ to compute a sequence of upper bidiagonal matrices

$$B_k = U_k^T B_{k-1} V_k, \quad (k = 1, 2, 3, \dots) \quad (3.37)$$

that converge rapidly to a diagonal matrix $\tilde{\Sigma}$. In the initial iterations, while searching for the smallest singular values, ‘dbdsqr’ employs a zero-shift in the implicit QR algorithm [31] or the mathematically equivalent ‘dqds’ algorithm [32, 45]. This leads to high relative accuracy in all the computed singular values. Moreover, each iteration of (3.37) in floating-point arithmetic is equivalent to introducing a small relative perturbation of each non-zero matrix entry of B_{k-1} , performing a “bulge-chasing” sequence of Givens rotations in exact arithmetic [31, 32], and then perturbing each non-zero entry of the result by a small relative amount to obtain B_k . These perturbations of the diagonal and superdiagonal entries of B_{k-1} and B_k do not affect the signs of their determinants, and the Givens rotations all have unit determinant, so $\text{sgn}(\det B_k) = \text{sgn}(\det B_{k-1})$. On each iteration, super-diagonal entries of B_k that are sufficiently small relative to their neighboring diagonal entries are zeroed out, which does not affect $\text{sgn}(\det B_k)$. The algorithm terminates and $\tilde{\Sigma}$ is set to B_k when the last super-diagonal entry is

zeroed out. Thus, $\text{sgn}(\det \tilde{\Sigma}) = \text{sgn}(\det B_0)$. At this point we have

$$A = \tilde{U} \tilde{\Sigma} \tilde{V}^T, \quad \tilde{U} = U_0 U_1 \cdots U_K, \quad \tilde{V}^T = V_K^T \cdots V_1^T V_0^T, \quad (3.38)$$

where K is the number of iterations required for convergence. We finally obtain

$$A = U \Sigma V^T = (\tilde{U} P^T) (P \tilde{\Sigma} D P^T) (P D \tilde{V}^T), \quad D = \text{diag}(\text{sgn}(\tilde{\sigma}_1), \dots, \text{sgn}(\tilde{\sigma}_n)), \quad (3.39)$$

where multiplying $\tilde{\Sigma}$ by D takes the absolute values of the diagonal entries and P is a permutation matrix such that $\Sigma = P \tilde{\Sigma} D P^T$ contains the singular values on the diagonal in non-increasing order. Note that we have transferred the signs on the diagonal of $\tilde{\Sigma}$ to the rows of \tilde{V}^T via D . We conclude that

$$\begin{aligned} (\det U_0)(\det V_0) \text{sgn}(\det B_0) &= (\det U_0)(\det V_0) \text{sgn}(\det \tilde{\Sigma}) = (\det \tilde{U})(\det \tilde{V}) \det(D) \\ &= \det(\tilde{U} P^T) \det(P D \tilde{V}^T) = (\det U)(\det V), \end{aligned} \quad (3.40)$$

where we used $\det(\tilde{U}) = \det(U_0)$ and $\det(\tilde{V}) = \det(V_0)$ since the matrices U_1, \dots, U_K and V_K^T, \dots, V_1^T are comprised of Givens rotations of unit determinant. This shows that we can stop at (3.36) and get the same result as continuing to the completed computation of $(\det U)(\det V)$. Again, this is due to the ‘dbdsqr’ and ‘dqds’ algorithms maintaining high relative accuracy on the entries of successive bidiagonal matrices B_k . The smallest entries on the diagonal cannot jump across zero as this would entail a large relative change.

Since $\text{sgn} \det A$ is known already after the initial bidiagonal reduction, it is not necessary to accumulate the Givens rotations to form \tilde{U} and \tilde{V}^T in (3.38), apply the permutations to form U and V^T in (3.39), or compute the determinants of U and V explicitly. The initial bidiagonal reduction involves $(8/3)n^3 + O(n^2)$ flops [32] while forming U and V and computing their determinants involves another $(16/3)n^3 + O(n^2)$ flops, which triples the running time. Once a zero of $\chi(s)$ has been found, we can form V to find the null vector of A in $2n^3 + O(n^2)$ flops, without also forming U or computing the determinants of U and V .

4. NUMERICAL RESULTS

We now present two examples of quasi-periodic traveling waves that bifurcate from finite-amplitude periodic traveling waves: quasi-periodic gravity waves and overturning quasi-periodic gravity-capillary waves.

4.1. Quasi-periodic gravity waves. As noted in the introduction, typical wave numbers for capillary waves in the ocean are 10^7 times greater than those of gravity waves, and one does not expect to observe interesting nonlinear interaction between component waves of such different length scales. For ocean waves, it is appropriate to set the surface tension coefficient to zero, which removes the capillary wave branch [36] from the dispersion equation (1.1). We are interested in quasi-periodic waves in which the two wavelengths are comparable, so we use $k_1 = 1$ and $k_2 = k = 1/\sqrt{2}$ for comparison with several of the examples in [81]. Whereas the quasi-periodic solutions computed in [81] persist to zero amplitude, the pure gravity wave problem does not support quasi-periodic solutions in the linearization about the zero solution since there is only one wave number k for a given wave speed c in the dispersion relation (1.1). Thus, we must search for secondary bifurcations.

Since surface tension is held fixed at $\tau = 0$, this is a one-parameter bifurcation problem. We use the wave height, $h = \tilde{\eta}(0) - \tilde{\eta}(\pi)$, as the amplitude parameter as it increases monotonically from the zero solution to the sharply crested 120° corner wave [58]. The blue curves in Figure 2 show wave speed c versus wave height h (left panel and inset) and versus $\hat{\eta}_{1,0}$ (right panel and inset). Here we follow the convention of Remark 2.3 and write $\hat{\eta}_{1,0}$ rather than $\hat{\eta}_1$, even though

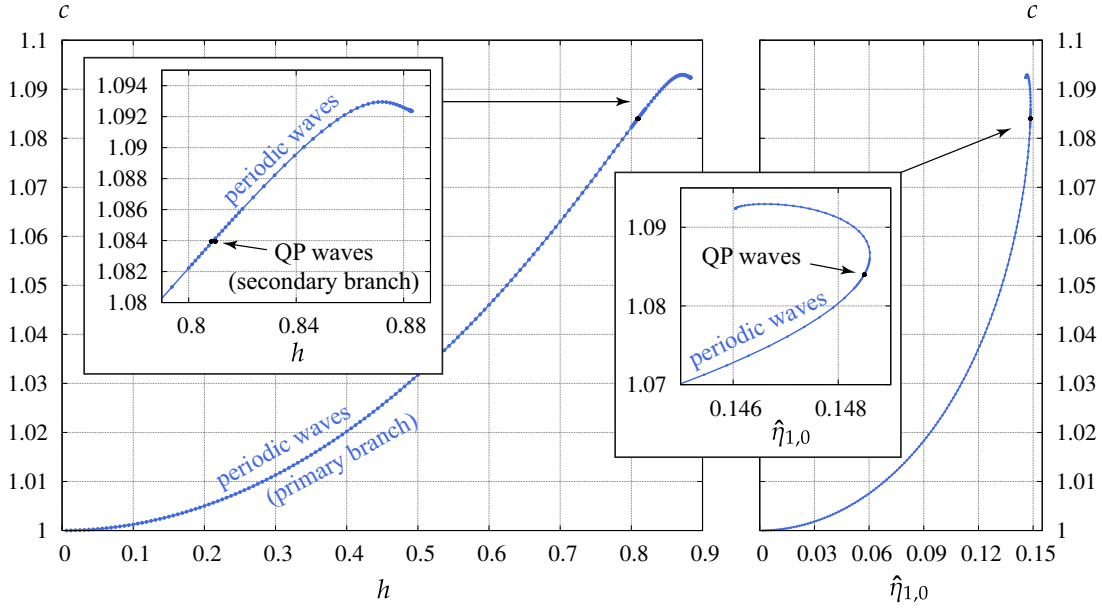


FIGURE 2. Bifurcation diagrams of the primary branch (blue) and a secondary branch (black) for traveling water waves with zero surface tension. The wave height $h = \tilde{\eta}(0) - \tilde{\eta}(\pi)$ is preferable as an amplitude parameter to the wave speed c or the first Fourier mode $\hat{\eta}_{1,0}$ on the primary branch as it increases monotonically all the way to the extreme 120° corner wave.

h	0.075	0.2	0.3	0.4	0.575	0.65	0.725	0.8	0.82	0.832
N_1	22	30	48	60	128	180	300	600	768	864
N	48	54	64	80	160	192	324	640	768	864
h	0.8394	0.8429	0.8525	0.8627	0.8687	0.8721	0.8763	0.8786	0.8815	0.88305
N_1	1024	1350	1800	2400	4096	6144	8192	12288	16384	32000

TABLE 1. Largest wave height h for which the Fourier cutoff N_1 was used to compute the periodic waves on the primary branch in Figure 2, and the cutoff N was used to truncate \mathcal{J}^{per} to $2N + 1$ rows and columns. In the bottom row, $N = N_1$.

$\eta(\alpha_1, \alpha_2) = \tilde{\eta}(\alpha_1)$ is independent of α_2 . Each blue marker corresponds to a computed periodic traveling wave. Note that both the wave speed c and the first Fourier mode $\hat{\eta}_{1,0}$ possess turning points beyond which they no longer increase monotonically as one progresses further along the primary bifurcation branch. The black markers correspond to quasi-periodic solutions, and will be discussed below. We increase the Fourier cutoff N_1 in (2.27) as needed to maintain spectral accuracy in the computed traveling waves.

Table 1 gives the sequence of Fourier cutoff values N_1 used in the data of Figure 2 as well as the largest wave height h for which N_1 was used. We used $M_1 = 3N_1$ gridpoints in the pseudo-spectral computation of the products and quotients in (2.9) and (2.35) and for the rows of the residual function r_m in (2.30). Also shown in the table are the Fourier cutoff values N used to truncate \mathcal{J}^{qua} in (3.26) to $2N + 1$ rows and columns. This calculation also requires a grid on which to evaluate the products and quotients in (3.6)–(3.10). For this we used $M = 3N$ gridpoints. In the last column of Table 1, with $N = N_1 = 32000$, we reduced M_1 to 65536 and

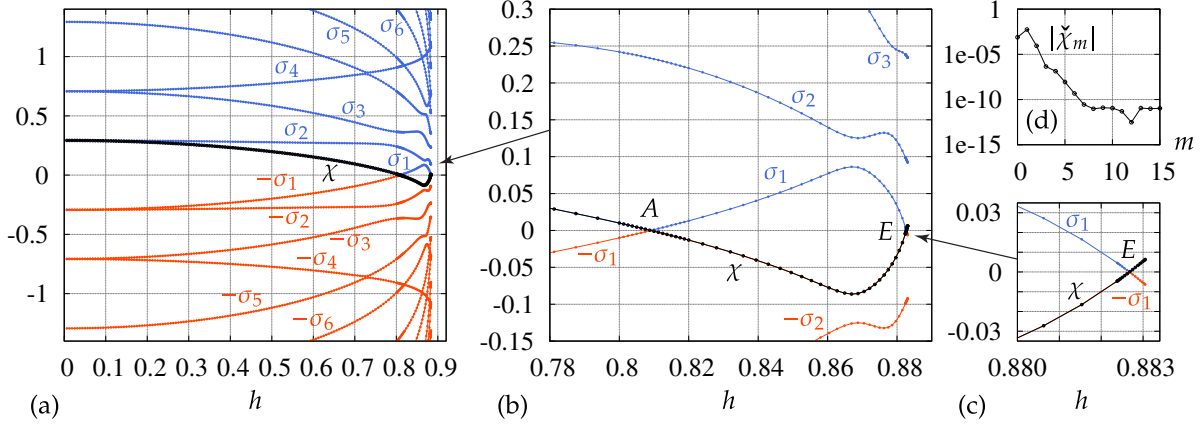


FIGURE 3. Plots of the smallest singular values of \mathcal{J}^{qua} versus h (blue), their negations (red), the test function $\chi(h)$ (black), the bifurcation points A and E , and the Chebyshev amplitudes $|\check{\chi}_m|$ obtained from the interpolation points shown in panel (c). Note that the $\chi(h)$ is a smooth function in spite of the many changes in Fourier cutoff N_1 and mesh size M_1 from Table 1 represented in the graphs in panels (a)–(c).

M to 78732 to reduce the memory cost and running time, so aliasing errors may be slightly higher in this final batch of results.

Panels (a)–(c) of Figure 3 show the first several singular values σ_j (blue) as well as $-\sigma_j$ (red), keeping in mind the convention (3.28) that $\sigma_{j+1} \geq \sigma_j \geq 0$. These are plotted as functions of the wave height h for each of the periodic solutions corresponding to the blue markers in Figure 2. We find two bifurcation points in the range $0 \leq h \leq 0.88305$, which we label

$$h_A = 0.8090707936918, \quad h_E = 0.882674234631. \quad (4.1)$$

The corresponding wave speeds are

$$c_A = 1.083977046908, \quad c_E = 1.09238325132. \quad (4.2)$$

Here E stands for “extreme,” as the wave profile of this bifurcation is getting close to the limiting 120° corner wave, which has been computed accurately by Gandzha and Lukomsky [47] and has a wave height of $h_{\max} = 0.88632800992$. The black curve in Figure 3 shows $\chi(h)$, which turns out to satisfy

$$\chi(h) = \begin{cases} \sigma_1(h), & h \leq h_A \text{ or } h \in [h_E, 0.88305], \\ -\sigma_1(h), & h_A \leq h \leq h_E. \end{cases} \quad (4.3)$$

There may be additional zero-crossings with $h > 0.88305$, but we ran out of computational resources to search for them.

We compute h_A using Brent’s method [17] starting with the bracket $\chi(0.8) = 0.0100259 > 0$ and $\chi(0.82) = -0.0130748 < 0$. Brent’s method uses a combination of linear interpolation, inverse quadratic interpolation, and bisection to rapidly shrink the bracket to a zero of the function without derivative evaluations. In this example, only 7 additional function evaluations were needed to converge, with $\chi(h)$ taking on the values 4.5×10^{-4} , -4.7×10^{-9} , 7.2×10^{-12} , 1.5×10^{-13} , -2.3×10^{-13} , 1.1×10^{-14} , -2.9×10^{-15} . The last value corresponds to $h = h_A$ reported in (4.1). We used $N_1 = 768$ and $M_1 = 2304$ in the traveling wave calculation and $2N + 1 = 1537$ for the dimension of \mathcal{J}^{qua} in the SVD calculation when computing $\chi(h)$ inside Brent’s method. The total running time of the 9 function evaluations was 21.7 seconds on a workstation with two 12-core 3.0 GHz Intel Xeon Gold 6136 processors.

To demonstrate an alternative approach, we compute h_E using polynomial interpolation. First, we identify a bracket with $\chi(0.88238) = -0.00467 < 0$ and $\chi(0.88305) = 0.00638 > 0$. We then evaluate χ on a 16-point Chebyshev-Gauss grid over the interval $[0.88238, 0.88305]$. Unlike Brent's method, this can be done in parallel, though we did not have the computational resources to do this. From these values, we obtain the expansion

$$\chi(h) \approx \hat{\chi}(h) = \sum_{m=0}^{15} \check{\chi}_m T_m \left(2 \frac{h - 0.88238}{0.88305 - 0.88238} - 1 \right). \quad (4.4)$$

Panel (d) of Figure 3 shows the Chebyshev mode amplitudes $|\check{\chi}_m|$. It appears that the modes decay rapidly up to $m = 7$, and then start to be corrupted by floating-point arithmetic errors. So we truncate the series (4.4) by reducing the upper limit from 15 to 7 and then use Newton's method on $\hat{\chi}(h)$ to obtain h_E in (4.1). A final evaluation of the original function χ (not its polynomial approximation) yields $\chi(h_E) = 2.1 \times 10^{-12}$. The relatively large floating-point errors visible in the high-frequency Chebyshev modes and the larger value of $|\chi(h_E)|$ relative to $|\chi(h_A)|$ are due to the increase in problem size. For the h_E calculation, we used $N_1 = N = 32000$, $M_1 = 65536$ and $M = 78732$. We discuss floating-point errors in the smallest singular value (and hence in χ) in Appendix A.

Remark 4.1. It would have been better (though not worth redoing) to use a nested set of Chebyshev-Lobatto grids with $2^n + 1$ points. We could have stopped at $n = 3$ rather than guessing that 16 points would be enough to resolve $\chi(h)$ with spectral accuracy, which turned out to be overkill. Each $\chi(h)$ evaluation involves computing a traveling wave and then computing the SVD of \mathcal{J}^{qua} . At this problem size, each traveling wave calculation takes 45 minutes on one large memory node of the Lawrencium cluster at Lawrence Berkeley National Laboratory (LBNL) while the SVD takes 50 minutes on 15 standard memory nodes, using ScaLapack. Each node has 32 cores (2.3 GHz) and either 96 GB or 1.6 TB of memory.

Remark 4.2. If the problem is so large that even the bidiagonalization phase of the SVD is prohibitively expensive, one can compute only the smallest singular values using bisection and inverse iteration [32, 68]. In this case, one can still use Chebyshev polynomials to represent $\chi(s)$ and locate bifurcation points, but a sign has to be added by hand to some of the values of $\sigma_{\min}(s_i)$ to convert them into $\chi(s_i)$, where s_i are the Chebyshev-Lobatto gridpoints. This is usually easy by plotting both $\sigma_{\min}(s_i)$ and $-\sigma_{\min}(s_i)$ on the same plot, as in panel (c) of Figure 3, and looking at the graphs to determine where they cross zero. Usually at most one point has an ambiguous sign, and it is easy to tell which sign is correct since the Chebyshev modes will only decay rapidly when $\chi(s)$ has been sampled with the correct signs. One could potentially automate this process using continuous invariant subspace (CIS) methods [14, 15, 30, 35, 46] to avoid sign flips in the corresponding singular vectors, or by introducing signs from one end of the list of $\chi(s_i)$ values until the Chebyshev modes suddenly decay rapidly.

Panels (a) and (b) of Figure 4 show the wave profiles $\tilde{\zeta}(\alpha) = \tilde{\xi}(\alpha) + i\tilde{\eta}(\alpha)$ of the periodic traveling waves with wave heights h_A and h_E in (4.1). Panel (b) shows a full period of the wave while panel (a) shows a closer view at the crest tip. The aspect ratio of both plots is 1 to demonstrate how close solution E is to the 120° corner wave. The mean fluid height of both waves is 0, with solution E higher close to the crest tip and solution A higher beyond the crossing points visible in panel (a). Panels (c) and (d) show the Fourier mode amplitudes $|\hat{\eta}_j|$ of these two solutions as well as the components $a_{j,1}$ of the null vector \hat{q}^{qua} expressed in the $\varphi_{j,1}$ basis, as in (3.30). Solution A is resolved to double-precision accuracy using $N_1 = N = 768$. Indeed, the mode amplitudes in panel (c) decay through at least 15 orders of magnitude

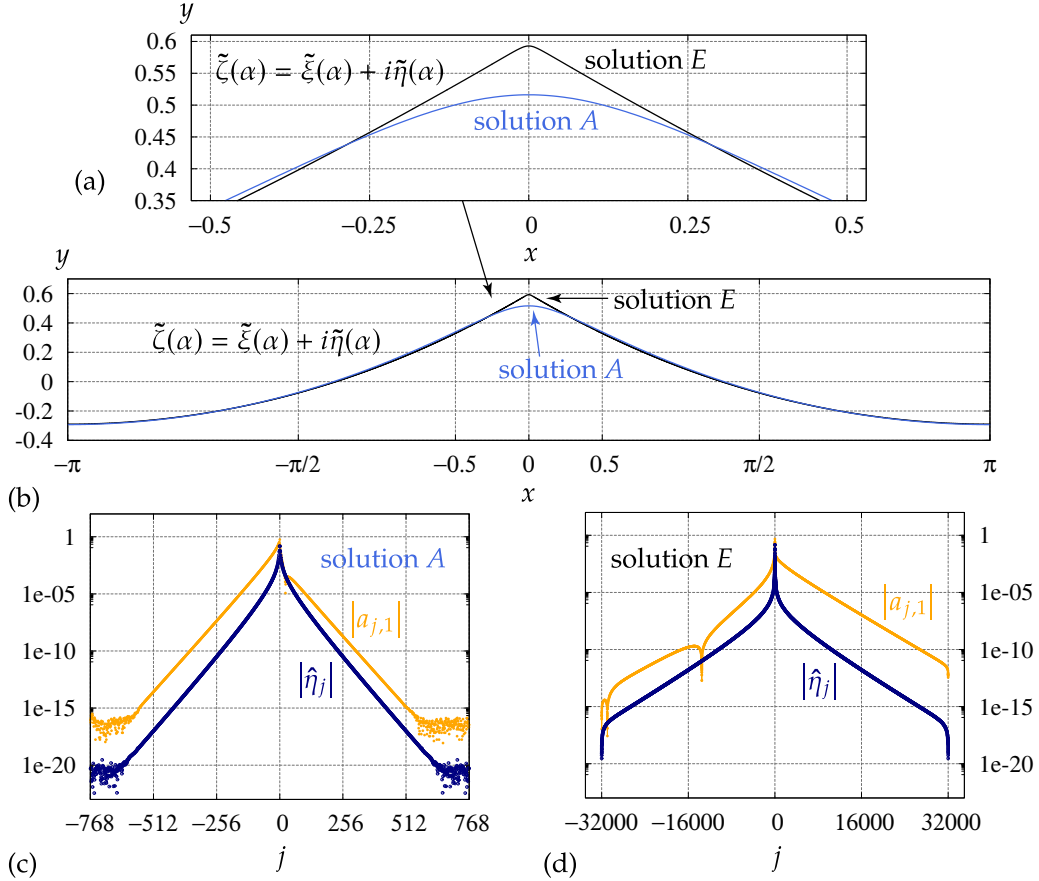


FIGURE 4. Wave profiles of solutions A and E , where quasi-periodic bifurcations with $k = 1/\sqrt{2}$ were detected in Figure 3, along with their Fourier mode amplitudes $|\hat{\eta}_j|$ and the amplitudes of the components $a_{j,1}$ of the null vector \dot{q}^{qua} in (3.30).

with floating-point errors evident in the highest-frequency modes. Solution E is nearly fully resolved with $N_1 = N = 32000$, but the mode amplitudes in panel (d) have not decayed all the way to the point that roundoff effects become visible. We did not attempt to increase N_1 and N further due to the computational expense.

We next search for solutions on the quasi-periodic branch $q^{\text{qua}}(\theta)$ that intersects $q^{\text{per}}(s)$ at solution A . We have been using $s = h$, the wave height, as the amplitude parameter on the primary branch and will switch to $\theta = \hat{\eta}_{0,1}$ on the secondary branch. Note that $\theta = 0$ for all the solutions on the primary branch. Another mode $\hat{\eta}_{j,1}$ with $j \neq 0$ could have been used instead, but $j = 0$ turns out to maximize $|a_{j,1}|$ in the expansion of \dot{q}^{qua} in (3.30). The lowest-frequency coefficients, normalized so that $\sum_{|j| \leq N} |a_{j,1}|^2 = 1$, are

$$\begin{array}{c|c|c|c|c|c|c|c|c|c} j & -4 & -3 & -2 & -1 & 0 & 1 & 2 & 3 & 4 \\ \hline a_{j,1} & 0.266 & 0.306 & 0.340 & -0.239 & -0.565 & -0.193 & -0.102 & -0.062 & -0.042 \end{array}. \quad (4.5)$$

Note that $a_{j,1}$ is not symmetric about $j = 0$, which is also evident in panel (c) of Figure 4. As explained at the end of Section 2.2, we use

$$q^{\text{qua}}(\theta) \approx q^{\text{guess}} = q^{\text{bif}} + \varepsilon \dot{q}^{\text{qua}}, \quad \varepsilon = \frac{\theta}{a_{0,1}}, \quad \theta = \hat{\eta}_{0,1}, \quad (4.6)$$

as an initial guess for the first point on the bifurcation path, where $q^{\text{bif}} = (\eta_A, \tau_A, b_A)$ with $\tau_A = 0$ and $b_A = c_A^2$ from (4.2), and $\dot{q}^{\text{qua}} = (\dot{\eta}^{\text{qua}}, 0, 0)$. The leading 2D Fourier modes of

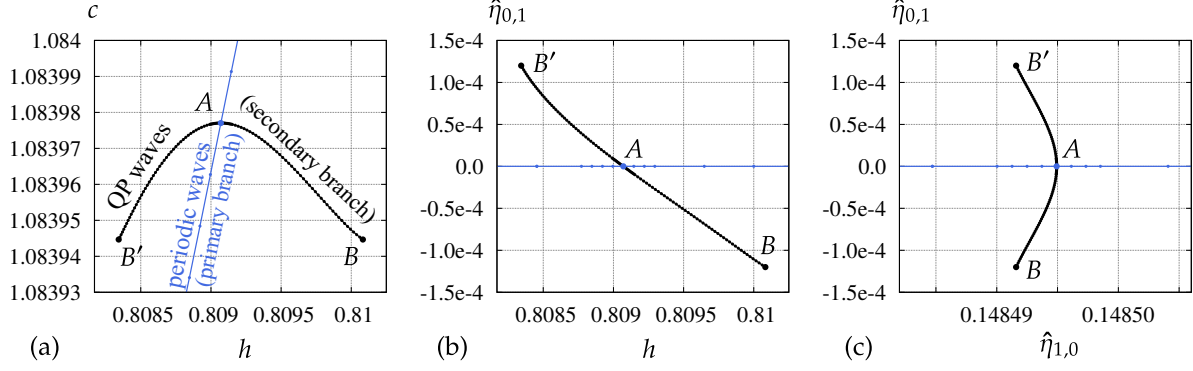


FIGURE 5. The secondary branch of quasi-periodic traveling waves (black) bifurcates from the primary branch of periodic waves (blue) at solution A . The solutions between A and B' are related to those between A and B by the symmetry (4.8). Panel (a) shows a highly magnified view of the plots in the left panel of Figure 2.

$\eta^{\text{guess}} = \eta_A + \varepsilon \dot{\eta}^{\text{qua}}$ are given by

$$\left(\hat{\eta}_{j_1, j_2}^{\text{guess}} \right) = \begin{array}{c|cccccc} j_1 & 0 & 1 & 2 & 3 & 4 & \dots \\ \hline j_2 \geq 2 & 0 & 0 & 0 & 0 & 0 & \dots \\ j_2 = 1 & \varepsilon a_{0,1} & \varepsilon a_{1,1} & \varepsilon a_{2,1} & \varepsilon a_{3,1} & \varepsilon a_{4,1} & \dots \\ j_2 = 0 & -0.0631 & 0.1485 & 0.0496 & 0.0253 & 0.0155 & \dots \\ j_2 = -1 & \varepsilon a_{0,1} & \varepsilon a_{-1,1} & \varepsilon a_{-2,1} & \varepsilon a_{-3,1} & \varepsilon a_{-4,1} & \dots \\ j_2 \leq -2 & 0 & 0 & 0 & 0 & 0 & \dots \end{array} \quad (4.7)$$

where we make use of (2.14) to obtain $\hat{\eta}_{j,-1}^{\text{guess}} = \hat{\eta}_{-j,1}^{\text{guess}} = \varepsilon a_{-j,1}$ for $j \geq 0$. We use the 'r2c' and 'c2r' routines of FFTW, which take advantage of (2.14) to avoid storing Fourier modes with $j_1 < 0$.

Since the kernel of $D_q \mathcal{R}[q^{\text{bif}}]$ in (3.25) is two-dimensional, it might have been necessary to include a term $\varepsilon_2 \dot{q}^{\text{per}}$ in (4.6) with ε_2 depending linearly on θ and ε . But solutions $q^{\text{qua}}(\theta) = (\eta^{\text{qua}}(\theta), 0, b^{\text{qua}}(\theta))$ on this path turn out to have the symmetry property

$$\eta^{\text{qua}}(-\theta)(\alpha_1, \alpha_2) = \eta^{\text{qua}}(\theta)(\alpha_1, \alpha_2 + \pi), \quad b^{\text{qua}}(-\theta) = b^{\text{qua}}(\theta). \quad (4.8)$$

Since all the nonzero Fourier modes $\hat{\eta}_{j_1, j_2}^{\text{qua}}$ have $j_2 \in \{1, -1\}$, we see that

$$(-\varepsilon) \dot{\eta}^{\text{qua}}(\alpha_1, \alpha_2) = \varepsilon \dot{\eta}^{\text{qua}}(\alpha_1, \alpha_2 + \pi), \quad (4.9)$$

so changing the sign of the perturbation in (4.6) is equivalent to shifting by π in the α_2 direction. Including $\varepsilon_2 \dot{q}^{\text{per}}$ in the formula for q^{guess} would break this symmetry if ε_2 were a non-zero multiple of ε .

In Figure 5, we plot 3 bifurcation curves showing different aspects of how the secondary branch, plotted in black, splits from the primary branch, plotted in blue. The black markers between the bifurcation point A and the point labeled B correspond to solutions computed by minimizing the objective function (2.25) holding $\theta = \hat{\eta}_{0,1}$ at fixed values. The markers on the other side, between A and B' , were obtained from these solutions using the symmetry (4.8) rather than carrying out the minimization again. The decision to explore negative values of θ first was arbitrary. Exactly the same results would have been obtained in the other direction (aside from swapping the labels B and B'). We define the wave height h plotted in panels (a) and (b) as $\eta(0, 0) - \eta(\pi, 0)$. This choice will be discussed and justified in Remark 4.3 below.

For the first point on the secondary branch, we set $\varepsilon = 1.768 \times 10^{-7}$, which corresponds to $\theta = \hat{\eta}_{0,1} = -1.0 \times 10^{-7}$. We then minimize the objective function (2.25) holding $\hat{\eta}_{0,1}$ fixed. The initial guess for the second point can be computed in the same way, by doubling ε , or from linear extrapolation from the zeroth point (q^{bif}) and the first point. Both methods work well. The starting guess for each additional solution on the path is computed via linear extrapolation from the previous two solutions. As we progress along the path, we monitor the amplitudes of the 2D Fourier modes and increase N_2 as necessary to maintain spectral accuracy. The first several solutions are still very close to the periodic traveling wave, so $N_2 = 3$ and $M_2 = 8$ are sufficient. The traveling wave requires $N_1 = 550$, $M_1 = 1200$ to achieve spectral accuracy, so we held these fixed in the quasi-periodic calculation. Presumably N_1 and M_1 will need to be increased if one proceeds far enough along the path, but we always ran out of resolution in N_2 and M_2 first. The mesh parameters used for different values of $\theta = \hat{\eta}_{0,1}$ in our calculation are as follows:

N_2	3	6	6	8	12	18	20	48	
M_2	8	16	16	24	36	48	48	108	
θ_0	-0.1	-1	-10	-20	-40	-70	-100	-120	$\times 10^{-6}$
θ_1	-1	-10	-20	-40	-70	-100	-120	-120	$\times 10^{-6}$
$\Delta\theta$	-0.1	-1	-2.5	-2.5	-2.5	-2.5	-2.5	—	$\times 10^{-6}$

Each column corresponds to a batch of solutions computed by numerical continuation by taking equal steps of size $\Delta\theta$ from $\theta = \theta_0$ to $\theta = \theta_1$. The factors of 10^{-6} apply to all the entries in the bottom 3 rows. For each new column, θ_0 is the same as θ_1 from the previous column, which means we recompute the solution with larger values of N_2 and M_2 using the previous solution as a starting guess. In the last column (with $N_2 = 48$), we simply refine the solution at $\theta = -1.2 \times 10^{-4}$ without progressing further along the path.

In Figure 6, we plot the leading Fourier mode amplitudes $|\hat{\eta}_{j_1, j_2}|$ for solution *B*. The same data is plotted from three viewpoints in panels (a), (b) and (c). The grid is $M_1 \times M_2 = 1200 \times 108$, and the solver searches for modes $\hat{\eta}_{j_1, j_2}$ with $0 \leq j_1 \leq N_1 = 550$ and $|j_2| \leq N_2 = 48$. The remaining modes with $551 \leq j_1 \leq 600$ and $49 \leq |j_2| \leq 54$ are set to zero in the nonlinear least squares solver but retained in the FFT calculations to reduce aliasing errors. The solver does not control $\hat{\eta}_{0,1}$, which is held fixed at -1.2×10^{-4} . The modes with $j_1 < 0$ are assumed to satisfy (2.14). In the figure, we truncate j_1 at 50, but the modes are non-zero out to $j_1 = 550$, and continue to decay along slices of constant j_2 in a similar way to the modes of the periodic wave *A*, shown in Figure 4. The objective function F in (2.25) has been minimized to 1.9×10^{-25} for this solution. We did not try to compute more than one solution at this resolution as each calculation is quite expensive. The Jacobian \mathcal{J} in (2.35) has 129600 rows and 53398 columns and has to be factored at least once via the SVD in our implementation of the Levenberg-Marquardt method. We used ScaLapack for this purpose, and ran the code on 18 nodes (432 cores) of the Savio cluster at UC Berkeley. The running time was 70 minutes. We also did not attempt to follow the bifurcation branches at solution *E* as the periodic problem already involves 32000 active Fourier modes.

Panel (b) of Figure 6 shows the Fourier amplitude data in a two-dimensional view using the same colormap as panels (a) and (c). Also plotted, in dark red, is the resonant line $j_1 + j_2 k = 0$. Since $k = 1/\sqrt{2}$ is irrational, the only lattice point lying precisely on this line is $(j_1, j_2) = (0, 0)$. As discussed in [81], lattice points (j_1, j_2) close to this line correspond to plane waves $e^{i(j_1 + j_2 k)\alpha}$ of long wavelength. The residual function \mathcal{R} in (3.3) is unchanged if η is perturbed by a constant function, and changes little for long wavelength perturbations. Thus, the above plane waves are approximate null vectors of the Jacobian (2.35). Such “small divisors” have

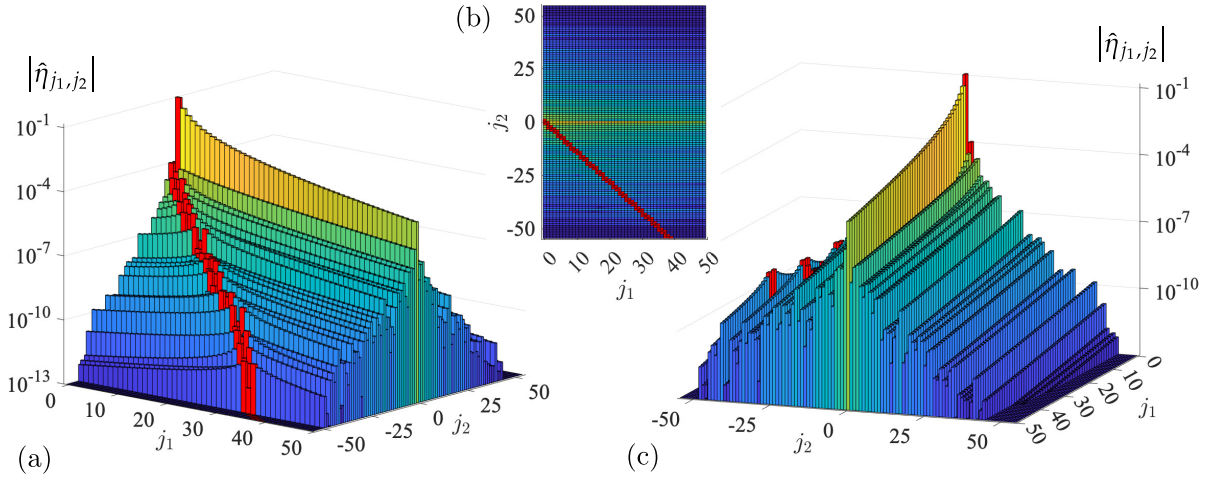


FIGURE 6. Fourier mode amplitudes $|\hat{\eta}_{j_1, j_2}|$ for solution B of Figure 5. The three plots show the same data from different viewpoints. The modes were truncated at $j_1 = 50$ in the plots, but extend to $j_1 = 550$ in the calculation. The resonant line $j_1 + kj_2 = 0$ is plotted in dark red in panel (b). The closest lattice points to this line are plotted in red in all three panels.

been overcome in similar problems [10, 12, 13, 44] building on Nash-Moser theory [52, 64], though so far always at small-amplitude, near the zero solution. Adapting these rigorous techniques to the spatially quasi-periodic setting is a challenging open problem, especially in the present case of bifurcations from finite-amplitude periodic waves.

We avoid running into small divisors in our search for bifurcations by restricting $\ker D_q \mathcal{R}[q^{\text{bif}}]$ to $\mathcal{D}_\sigma^{(1)}$ in (3.26). But in fully nonlinear calculations such as solution B of Figures 5 and 6, which has many active modes in both the j_1 and j_2 directions, one can see some effects of the small divisors on the Fourier modes corresponding to lattice points near the resonant line, which we plotted in red in all three panels of Figure 6. In panel (a) we see that the modes $\hat{\eta}_{j_1, j_2}$ with $j_2 < 0$ grow in amplitude as j_1 increases to the resonant line (holding j_2 fixed), and then decay afterward. By contrast, we see in panel (c) that on the “back side” (with $j_2 > 0$), the modes appear to generally decay monotonically right away as j_1 increases. If we instead decrease j_1 through negative values with j_2 held fixed, the modes with $j_2 > 0$ are the ones that increase in magnitude until j_1 crosses the resonant line while the modes with $j_2 < 0$ will generally decay right away as $|j_1|$ increases. It is not necessary to plot this as it follows from the data shown in Figure 6 and the symmetry (2.14), namely $\hat{\eta}_{-j_1, -j_2} = \hat{\eta}_{j_1, j_2}$.

Figure 7 shows torus views of the bifurcation direction at solution A , namely $\dot{\eta}^{\text{qua}}(\alpha_1, \alpha_2)$ from (3.30), and the deviation in the wave profile from solution A to solution B ,

$$\eta_B^{\text{dev}}(\alpha_1, \alpha_2) = \eta_B(\alpha_1, \alpha_2) - \eta_A(\alpha_1, \alpha_2), \quad (4.10)$$

where $\eta_A(\alpha_1, \alpha_2)$ is independent of α_2 . In the left panel, we actually plot $C\dot{\eta}^{\text{qua}}$, where the normalization constant C is chosen to minimize the distance from $C\dot{\eta}^{\text{qua}}$ to η_B^{dev} in L^2 on the torus, which turns out to be

$$C = \frac{\langle \dot{\eta}^{\text{qua}}, \eta_B^{\text{dev}} \rangle_{L^2(\mathbb{T}^2)}}{\langle \dot{\eta}^{\text{qua}}, \dot{\eta}^{\text{qua}} \rangle_{L^2(\mathbb{T}^2)}} = 2.121 \times 10^{-4}. \quad (4.11)$$

While the bifurcation direction predicts the large-scale features of η_B^{dev} , there are clear differences in the two contour plots. In particular, the symmetry in the left panel in which

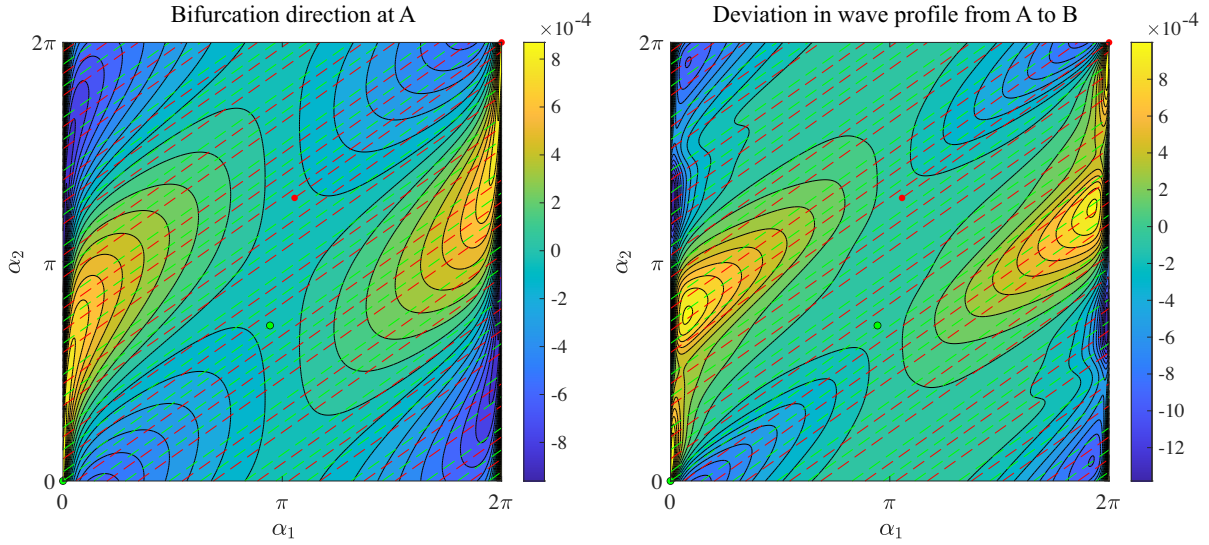


FIGURE 7. Contour plots of the bifurcation direction $C\dot{\eta}^{\text{qua}}(\alpha_1, \alpha_2)$ and the deviation $\eta_B^{\text{dev}}(\alpha_1, \alpha_2)$ from solution A to solution B . The dashed lines show how the characteristic line $(\alpha, k\alpha)$ wraps around the periodic torus for $\alpha > 0$ (green) and $\alpha < 0$ (red). Evaluation along the characteristic line yields the 1D quasi-periodic functions shown in panels (c) and (d) of Figure 9 below.

$\dot{\eta}^{\text{qua}}(\alpha_1, \alpha_2)$ changes sign on shifting α_2 by π , which occurs due to $\hat{\eta}_{j_1, j_2} = 0$ for $j_2 \notin \{-1, 1\}$, is broken in the right panel. Indeed, η_B^{dev} has a richer Fourier structure consisting of the modes plotted in Figure 6 minus the modes of solution A , $\hat{\eta}_{j_1, j_2} = \hat{\eta}_j \delta_{j_2, 0}$, where $\hat{\eta}_j$ is plotted in Figure 4. Replacing α_2 by $\alpha_2 + \pi$ in $\eta_B^{\text{dev}}(\alpha_1, \alpha_2)$ yields $\eta_{B'}^{\text{dev}}(\alpha_1, \alpha_2)$, where B' is the solution at the other end of the secondary bifurcation branch in Figure 5.

Remark 4.3. For all the solutions on the path from A to B in Figure 5, which correspond to negative values of $\theta = \hat{\eta}_{0,1}$, we find (by studying the numerical results) that the maximum and minimum values of $\eta(\theta)(\alpha_1, \alpha_2)$ occur at

$$\operatorname{argmax} \eta(\theta)(\alpha_1, \alpha_2) = (0, 0), \quad \operatorname{argmin} \eta(\theta)(\alpha_1, \alpha_2) = (\pi, 0), \quad (\theta < 0). \quad (4.12)$$

Thus, we define the wave height h on this quasi-periodic branch as

$$h(\theta) = \eta(\theta)(0, 0) - \eta(\theta)(\pi, 0). \quad (4.13)$$

However, on the path from A to B' , where $\theta > 0$, the maximum and minimum values occur at $(0, \pi)$ and (π, π) , respectively, due to (4.8). So if we define $h_1(\theta) = \eta(\theta)(0, \pi) - \eta(\theta)(\pi, \pi)$, then the physical wave height is $h_1(\theta)$ for $\theta > 0$ and $h(\theta)$ for $\theta < 0$. Both $h_1(\theta)$ and $h(\theta)$ can be read off of panels (a) and (b) of Figure 5, since $h_1(\theta) = h(-\theta)$. So it is preferable to plot $h(\theta)$ for positive and negative values of θ , as we have done, rather than plotting the physical wave height, which would introduce a slope discontinuity at the bifurcation point in panels (a) and (b) of Figure 5. Moreover, it would discard the information about $h(\theta)$ with $\theta > 0$, replacing it by $h_1(\theta)$, which is already known from $h(\theta)$ with $\theta < 0$. We will simply refer to $h(\theta)$ in (4.13) as “the wave height.”

Our next goal is to plot the 1D quasi-periodic functions obtained by evaluating the torus functions of Figure 7 along the dashed red and green lines, namely

$$C\dot{\tilde{\eta}}(\alpha) = C\dot{\eta}^{\text{qua}}(\alpha, k\alpha), \quad \tilde{\eta}_B^{\text{dev}}(\alpha) = \eta_B^{\text{dev}}(\alpha, k\alpha). \quad (4.14)$$

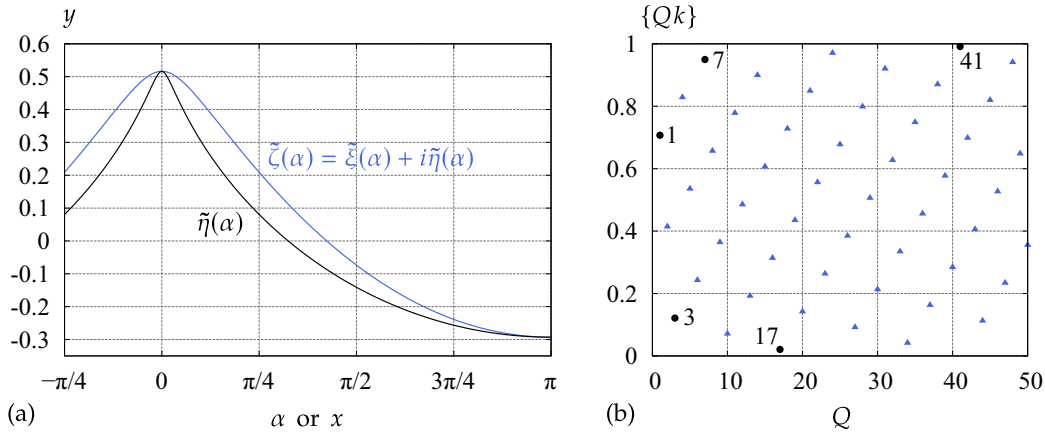


FIGURE 8. Comparison of $\tilde{\eta}(\alpha)$ and the parametric plot $\tilde{\zeta}(\alpha) = \tilde{\xi}(\alpha) + i\tilde{\eta}(\alpha)$ for solution A , and fractional parts of the first 50 integer multiples of $k = 1/\sqrt{2}$.

We will plot them as functions of α rather than in the parametric form used in Figure 4. This allows for a simpler correspondence with the torus functions and avoids the complication of solutions A and B having slightly different parameterizations $\tilde{\xi}_A(\alpha)$ and $\tilde{\xi}_B(\alpha)$ in the x -direction. A different graph-based formulation of the problem would need to be carried out to define analogues of $C\dot{\tilde{\eta}}$ and $\tilde{\eta}_B^{\text{dev}}$ in (4.14) that are functions of x rather than α . Panel (a) of Figure 8 shows that the graph of $\tilde{\eta}(\alpha)$ is more sharply peaked than the physical wave profile obtained by plotting $\tilde{\zeta}(\alpha) = \tilde{\xi}(\alpha) + i\tilde{\eta}(\alpha)$ parametrically.

We wish to plot the functions in (4.14) over many cycles of the underlying periodic wave without losing resolution due to excessive horizontal compression of the plot. We do this by plotting the results on a periodic domain with a period that differs from 2π , the period of the underlying Stokes wave. To select a useful period for the plot, we consider best rational approximations of k . Panel (b) of Figure 8 shows the fractional part

$$\{Qk\} = Qk - \lfloor Qk \rfloor, \quad Q = 1, 2, 3, \dots, 50 \quad (4.15)$$

of the first 50 integer multiples of the second wave number k , which is $k = 1/\sqrt{2}$ in the present calculation. Here $\lfloor \cdot \rfloor$ is the floor function. We also write $\lceil \cdot \rceil$ for the function that rounds its argument up or down to the nearest integer. Given a positive integer Q , the closest rational number of the form P/Q to k is found by setting $P = \lfloor Qk \rfloor$. With this choice of P , let

$$e(Q) = |P - Qk| = \min(\{Qk\}, 1 - \{Qk\}), \quad e_1(Q) = \left| \frac{P}{Q} - k \right| = \frac{e(Q)}{Q}. \quad (4.16)$$

The black markers in the right panel of Figure 8 minimize $e(Q)$ over previously seen values, i.e., $e(Q) \leq e(q)$ for $1 \leq q \leq Q$. They correspond to the rational approximations

$$k \approx \frac{1}{1}, \quad k \approx \frac{2}{3}, \quad k \approx \frac{5}{7}, \quad k \approx \frac{12}{17}, \quad k \approx \frac{29}{41}, \quad (4.17)$$

where $k = 1/\sqrt{2}$. If we had minimized $e_1(Q)$ instead, as is usually done in defining best rational approximations, $1/2$ and $7/10$ would be added to the list.

Remark 4.4. In the present problem, $e(Q)$ gives the vertical shift (divided by 2π) of the characteristic line passing through $(0,0)$ in the $(1,k)$ direction after wrapping around the torus Q times in the α_1 -direction and approximately P times in the α_2 direction. So a small value of $e(Q)$ means $C\dot{\tilde{\eta}}(\alpha)$ and $\tilde{\eta}_B^{\text{dev}}(\alpha)$ will nearly recur on shifting α by $2\pi Q$. We will focus on the $Q = 17, P = 12$ case.

Panel (a) of Figure 9 shows $17\frac{17}{36}$ cycles of solution A to the left and right of the origin. In panel (b), we wrap this solution around a torus of period $17\pi/9$. This is done by plotting $\tilde{\eta}_A(\alpha)$ parametrically versus

$$\bar{\alpha} = \text{rem}\left(\alpha + \frac{17}{18}\pi, \frac{17}{9}\pi\right) - \frac{17}{18}\pi, \quad \text{rem}(a, b) = \left(a/b - [a/b]\right)b. \quad (4.18)$$

The peak at the origin in panel (a) remains at the origin in panel (b), but successive peaks of the 2π -periodic Stokes wave are shifted by $\Delta\alpha = 2\pi - \frac{17}{9}\pi = \frac{1}{9}\pi$ in panel (b) due to the mismatch of the period of the wave and that of the domain. The labels above the peaks indicate how far one must advance to the right in panel (a) to obtain the corresponding peak in panel (b). For example, progressing through 8 periods of the Stokes wave (to $\alpha = 16\pi$) yields the right-most peak in panel (b). The next peak wraps around the plot domain, so $\alpha = 18\pi$ in panel (a) gives the left-most peak of panel (b). The 17th peak in panel (a) (at $\alpha = 34\pi$) sweeps out the same curve in panel (b) as the 0th peak in panel (a). The labels below the peaks in panel (b) work the same as those above the peaks, but moving left instead of right.

Panels (c) and (d) of Figure 9 show the extracted functions (4.14) for $|\alpha| \leq (2\pi)(17\frac{17}{36})$, wrapped around the torus of panel (b) via (4.18). We do this to better view the quasi-periodic behavior of the traveling wave. In the same way that panel (b) shows more detail than panel (a) about the shape of the peaks of the Stokes wave, panels (c) and (d) show more detail than would be visible if they were compressed horizontally to match the style of panel (a). By offsetting the peaks of successive cycles of the Stokes wave, the dominant features of the linear perturbation $C\tilde{\eta}_l(\alpha)$ and the nonlinear perturbation $\tilde{\eta}_B^{\text{dev}}(\alpha)$ are similarly offset. Indeed, we find that the perturbations change most rapidly near the peaks of the Stokes wave, and these rapid changes are what we identify as their dominant features. We label these features in panels (c) and (d) with the value of α of the nearest peak of the Stokes wave. The labels come in pairs that differ by 34π . This is because two points α separated by 34π are mapped to the same point $\bar{\alpha}$ and will cross a peak of the Stokes wave together. So their dominant features will occur near each other when plotted versus $\bar{\alpha}$. The peak at the origin has 3 labels since the 0th, 17th and -17 th peaks of panel (a) are mapped to the 0th peak in panel (b). The final $\frac{17}{36}$ of a cycle is included so that these curves complete their cycles through the plot window rather than stopping abruptly at $\bar{\alpha} = 0$.

In addition to aligning their dominant features, mapping points α that differ by 17 cycles to the same point $\bar{\alpha}$ causes these curves to be close to each other in panels (c) and (d). By Remark 4.4, advancing α through 17 cycles will cause the torus function to be evaluated at the same value of α_1 and at a nearby value of α_2 , shifted up or down by $2\pi e(17) = 0.131$. Each dashed green line in Figure 7 is offset vertically by 0.131 from a nearby dashed red line. This vertical offset is equivalent to advancing α by 34π , i.e., by displacing (α_1, α_2) by $(34\pi, 34\pi k)$ and mapping back to \mathbb{T}^2 by periodicity, starting at a point on the red line, which plots negative values of α . The final fractional cycles of length $(17/36)(2\pi)$ in each direction terminate at the circular green and red markers in Figure 7. These lines are offset vertically by 0.131 from lines of the same color. For example, the final portion of the green line is offset from the initial portion since subtracting 34π from $\alpha \in [34\pi, 34\frac{17}{18}\pi]$ is still positive. As noted above, these fractional cycles are included to extend the plots in panels (c) and (d) to the end of the plot window so they don't end abruptly at $\bar{\alpha} = 0$.

Studying panels (c) and (d), we observe that the perturbation at the origin, plotted in black, sharpens the Stokes wave symmetrically, where we view following the secondary bifurcation branch as a perturbation of solution A . The other wave crests are perturbed asymmetrically

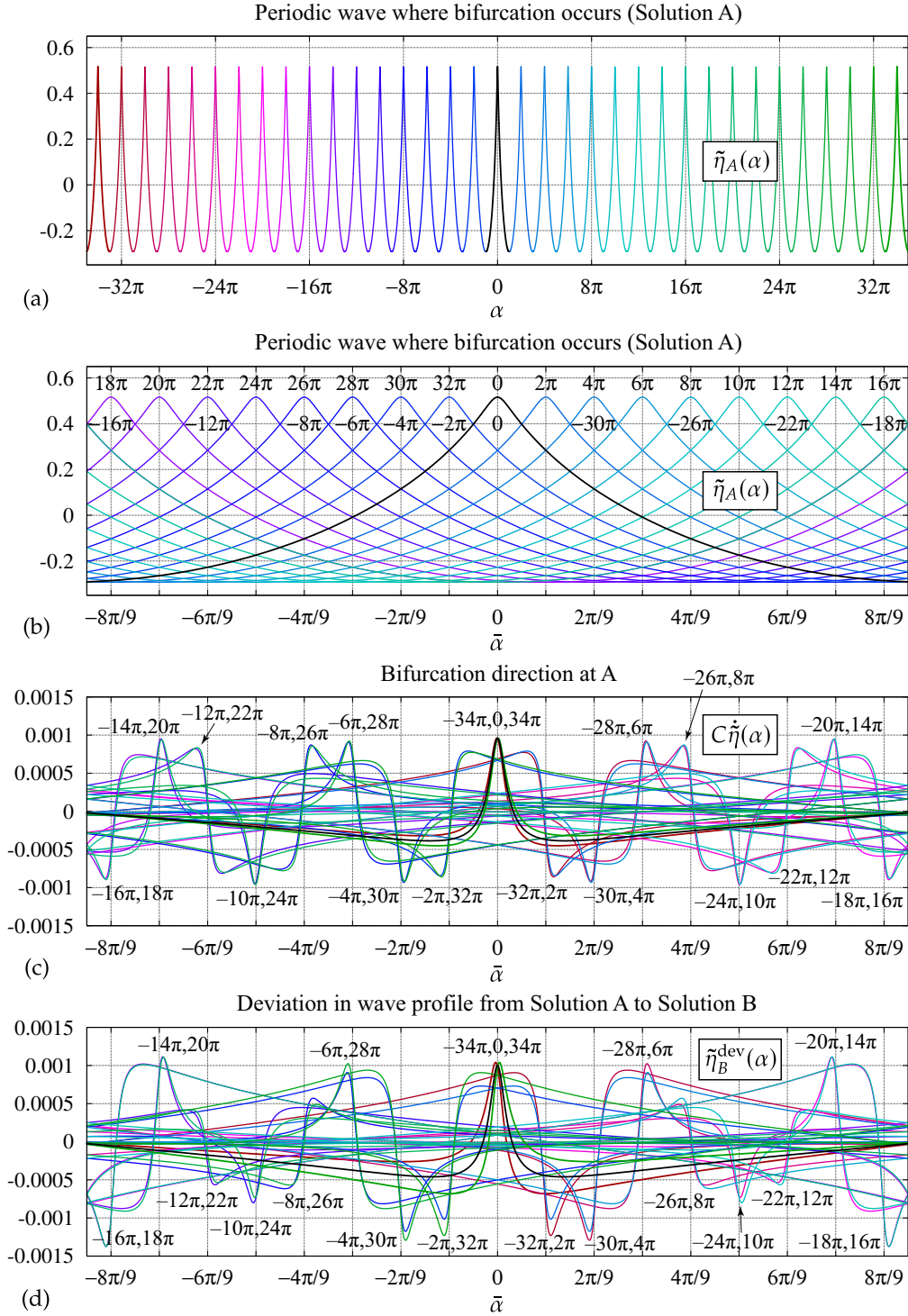


FIGURE 9. Plots of $\tilde{\eta}_A(\alpha)$ and the perturbations $C\dot{\tilde{\eta}}(\alpha)$ and $\tilde{\eta}_B^{\text{dev}}(\alpha)$ predicted by linearization about solution A and actually occurring by following the secondary bifurcation branch from A to B. In panels (b)–(d), we plot the functions on a domain of period $(17/9)\pi$ to stagger both the peaks of solution A and the dominant features of the perturbations. The vertical dashed lines in panels (b)–(d) are centered on the peaks of the Stokes waves. The perturbations in panels (c) and (d) are color coded to match the corresponding peaks in panel (a) that have been perturbed.

and can be sharpened, flattened or shifted right or left, with no two perturbed in exactly the same way. Even though we could not follow this branch very far at the scale of the bifurcation diagram shown in Figure 2 using wave height and wave speed as parameters, solution B has many small scale features not present in solution A . Moreover, nonlinear effects cause the deviation of B from A in panel (d) to differ from that predicted by linearization, shown in panel (c). We also see that while the perturbations do stay reasonably close to each other when α increases by 17 cycles, differences are clearly visible and there would not be much agreement after another 17 or 34 cycles. Closer agreement could be achieved by switching to $Q = 41$ as $2\pi e(41) = 0.054$, but this would increase the number of peaks in panel (b) from 17 to 41, making it more difficult to distinguish the features that arise in panels (c) and (d).

4.2. Overturning quasi-periodic gravity-capillary waves. In this section, we compute the two-parameter family of “type 1” gravity-capillary waves studied numerically by Schwartz and Vanden-Broeck [67] and more recently by Akers, Ambrose and Wright [1] and search for bifurcations to quasi-periodic traveling waves corresponding to $k = 1/\sqrt{2}$. In particular, we obtain overturning quasi-periodic waves that bifurcate from periodic overturning waves.

At large amplitude, the type 1 waves possess a symmetric air pocket at $x = \pi$ that drops down into the fluid, possibly surrounded by overhanging regions of the free surface. In our dimensionless units with the wavelength normalized to 2π and the acceleration of gravity normalized to $g = 1$, our surface tension parameter τ agrees with the parameter κ used by Wilton [83] and by Schwartz and Vanden-Broeck [67]. The waves we seek, i.e., the primary branch of type 1 periodic traveling waves, bifurcate from zero amplitude for $\tau > 1/2$. The case $\tau = 1/2$ corresponds to a Wilton ripple [75, 83], where there are two solutions of the Stokes expansion, one of which matches up with this family of type 1 waves. This family can be numerically continued to smaller values of τ , which we do, but the result is different than bifurcation from zero amplitude at these smaller values of τ . Indeed, bifurcating from zero amplitude with $\tau \in (1/3, 1/2)$ leads to type 2 waves [67] that match up with the other solution of the Wilton ripple expansion at $\tau = 1/2$.

Panel (a) of Figure 10 shows a contour plot of χ evaluated on the family of type 1 waves we computed. We split the domain of the contour plot into 3 regions

$$\text{region 1: } 1 \leq \tau \leq 6.5, \quad \text{region 2: } 0.52 \leq \tau \leq 0.98, \quad \text{region 3: } 0.05 \leq \tau \leq 0.5. \quad (4.19)$$

In each region, we sample τ at equal intervals of size $\Delta\tau = 0.05, 0.02$ and 0.01 , respectively. At each τ value of regions 1 and 2, we use $s = \hat{\eta}_{1,0}$ as an amplitude parameter and sweep forward with steps of size $\Delta s = 0.01$ until the wave self-intersects to form a trapped bubble. The conformal mapping method can compute non-physical waves in which the free surface crosses through itself to form an overlapping fluid region. We use this feature to root-bracket the amplitude at which the walls of the air bubble first meet. In more detail, once the amplitude is large enough that the wave contains an air pocket with overhanging walls, we compute the first zero, $\alpha_0(s, \tau)$, of $\tilde{\xi}'(\alpha)$ using Newton’s method. We then evaluate $\tilde{\xi}(\alpha_0(s, \tau)) - \pi$ as we continue to increase s by $\Delta s = 0.01$. Once this function is positive, the wave has self-intersected and we have found a bracket to use in Brent’s method to find $s(\tau)$ such that $\tilde{\xi}(\alpha_0(s(\tau), \tau)) = \pi$ to double-precision accuracy. We then compute $\chi(s, \tau)$ at 81 values of s , uniformly spaced between 0 and $s(\tau)$. As a result, the right boundary of the contour plot corresponds to the maximum amplitude for each τ where the air pocket closes to form a bubble.

In the third region of (4.19), an additional step is taken in which two numerical continuation paths are computed with $s = \hat{\eta}_{1,0}$ held fixed and τ decreasing. The specific choices of s are 0.005 and 0.006, with starting points at $\tau \in \{0.52, 0.54\}$, computed as part of region 2 in (4.19).

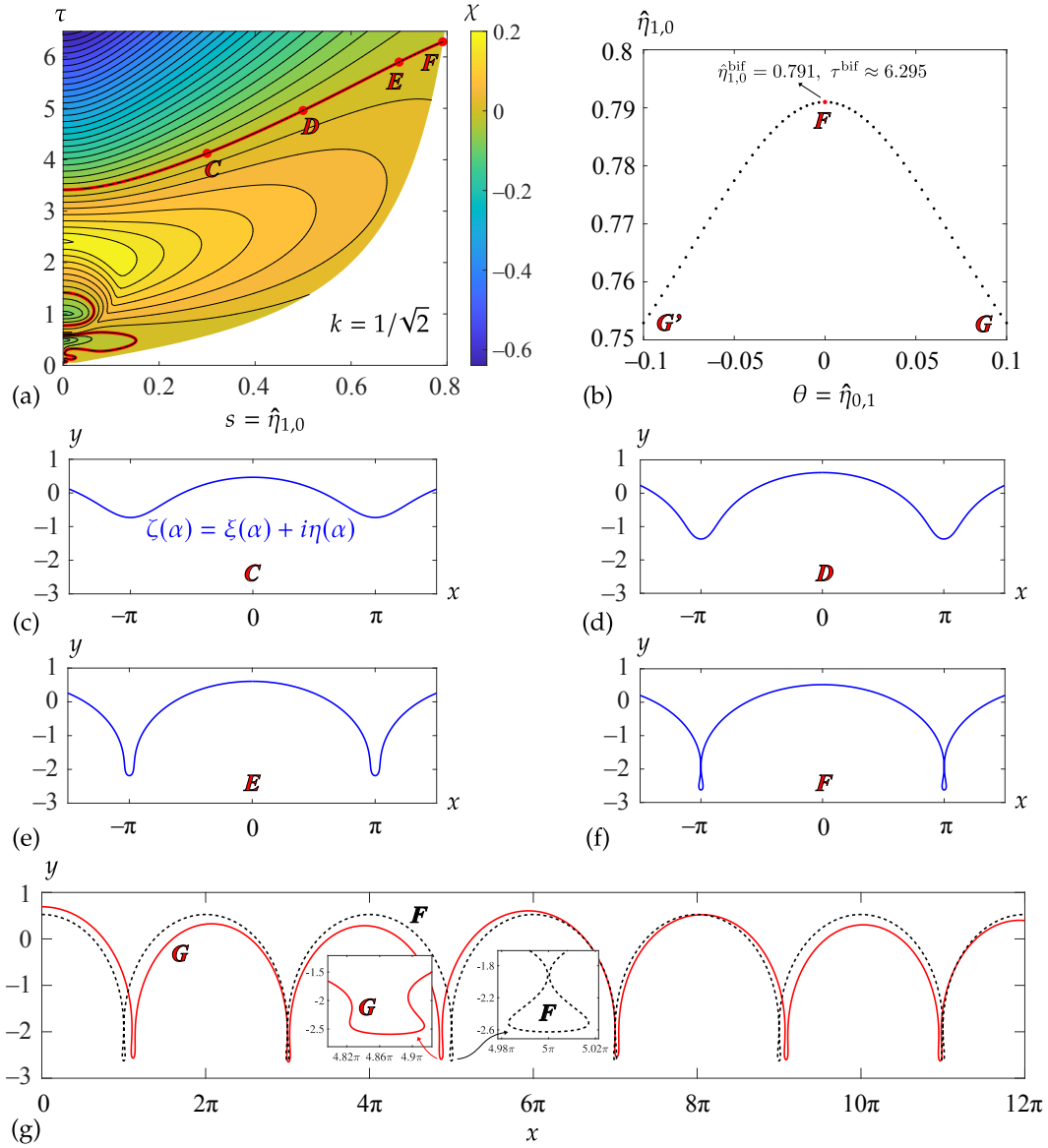


FIGURE 10. Contour plot of $\chi(s, \tau)$ for type 1 gravity-capillary waves along with representative examples of bifurcation points on the zero contour of χ and a secondary branch of quasi-periodic, overhanging traveling waves bifurcating from solution F .

Once solutions are known with (τ, s) in the range $0.05 \leq \tau \leq 0.5$ and $s \in \{0.005, 0.006\}$, we proceed as above to find the boundary to the right, but with Δs decreased to 0.001 for the search for the initial bracket for Brent's method. When the right boundary is found (where the air pocket pinches off into an air bubble), we compute χ at 81 equally spaced points between $s = 0.0017$ and the pinch-off amplitude. We re-iterate that only for $\tau > 1/2$ does the wave approach zero-amplitude when the parameter s decreases to zero. We stop at $s = 0.0017$ for $\tau \leq 1/2$ since a different bifurcation parameter than $\hat{\eta}_{1,0}$ is needed to properly explore the limit as $s \rightarrow 0^+$ when $\tau \leq 1/2$ on this sheet of type 1 solutions, and $s = 0.0017$ is small enough for the purpose of plotting $\chi(s, \tau)$.

Because it is a two-parameter family, many solutions had to be computed to generate the contour plot of $\chi(s, \tau)$ in panel (a) of Figure 10. There are 14661 solutions represented in the

plot. The Fourier cutoffs N_1 and N used to compute the traveling waves and χ are as follows:

τ range	[0.05, 0.09]	[0.1, 0.19]	[0.2, 0.5]	[0.52, 0.98]	[1.0, 2.45]	[2.5, 6.5]	
N_1	320	256	128	108	72	54	(4.20)
N	384	300	160	128	90	64	

We set $M_1 = 3N_1$ and $M = 3N$ in all cases. We highlight the zero contours of $\chi(s, \tau)$ in red. There are 4 values of $\tau > 0.5$ at which a red contour line reaches the τ axis, i.e., where $\chi(0, \tau) = 0$. In the small-amplitude limit, the candidate quasi-periodic bifurcations are plane waves, enumerated by Fourier lattice points $\vec{l} \in \pm\Lambda$ from (3.13). Plane waves with wave numbers $k_1 = 1$ and $k_2 = l_1 + kl_2$ can co-exist as traveling waves if they are both roots of the dispersion relation

$$c^2 = \frac{g}{k_j} + \tau k_j, \quad (j = 1, 2). \quad (4.21)$$

Eliminating c^2 and setting $g = 1$, we have $1 + \tau = \frac{1}{k_2} + \tau k_2$, or $\tau = 1/k_2$. In our calculation, we use Bloch theory to restrict attention to the case $l_2 \in \{\pm 1\}$ when constructing \mathcal{J}^{qua} in (3.26). The possible values of τ that exceed $1/2$, the Wilton ripple cutoff for type 1 waves, are then

$$\tau = \frac{1}{1-k} = 3.414, \quad \tau = \frac{1}{0+k} = 1.414, \quad \tau = \frac{1}{2-k} = 0.773, \quad \tau = \frac{1}{1+k} = 0.586, \quad (4.22)$$

where $k = 1/\sqrt{2}$. These are precisely the locations where the red contour lines in panel (a) meet the τ axis. We find that the contours at 1.414 and 0.773 form a closed loop, and the contour at 0.586 drops down below $\tau = 0.5$ into region 3 from (4.19), where we used numerical continuation to extend the range of type 1 waves below the Wilton ripple cutoff.

We now focus on the remaining contour, which begins at $\tau = 3.414$. We see in Figure 10 that this contour extends all the way to the right boundary of the contour plot, where the type 1 waves self-intersect at a point, trapping an air bubble below. The solutions labeled C , D , E and F have values of s equal to 0.3, 0.5, 0.7 and 0.791, respectively, and are plotted in panels (c)–(f). As s increases along the contour, the air pocket at $x = \pi$ (and its 2π -periodic translations) deepens, eventually forming a trapped bubble. Solution E has formed a deep air pocket, but the free surface is still a graph. Solution F has overhanging walls that nearly touch. Using polynomial interpolation from the points on the right boundary with $6.1 \leq \tau \leq 6.5$, we find that the red contour meets the right boundary at

$$(s, \tau) = (0.7916457855, 6.297256422). \quad (4.23)$$

Solution F is very close to this, with $(s, \tau) = (0.791, 6.294747714)$. Solutions C , D and E correspond to $(s, \tau) = (0.3, 4.1248233)$, $(0.5, 4.9579724)$ and $(0.7, 5.8995675)$, respectively. Each of the waves C – F bifurcates to a quasi-periodic family with basic frequencies $k_1 = 1$ and $k_2 = k = 1/\sqrt{2}$. Indeed, the entire red curve corresponding to $\chi = 0$ gives the intersection of the two-parameter family of periodic type 1 waves and a two-parameter sheet of such QP waves. Fixing τ or s reduces the problem to a standard one-parameter bifurcation problem of the type studied in Section 4.1 above. See [3, 9] for background on the general theory of multi-parameter bifurcation theory.

To explore the existence of spatially quasi-periodic, overhanging traveling waves, we follow the bifurcation branch from solution F using our numerical continuation algorithm. We choose $N_1 = N_2 = 64$, $M_1 = M_2 = 150$ and use $q^{\text{bif}} \pm 10^{-5}(0, 0, \dot{\eta}^{\text{qua}})$ to jump from the periodic branch to the quasi-periodic branch. The largest Fourier coefficient of $\dot{\eta}^{\text{qua}}$ is $\hat{\eta}_{0,1}^{\text{qua}} \approx 0.6901$. Thus, $\theta = \hat{\eta}_{0,1}$ is a natural choice for the continuation parameter on the QP branch. We hold τ fixed at τ^{bif} in this search. We are able to compute the quasi-periodic continuation path until θ

reaches ± 0.1 . The corresponding solution with positive θ , labeled G in panel (b), is plotted in panel (g) of Figure 10. For this solution, $\hat{\eta}_{1,0} \approx 0.7529$ and the objective function f is minimized to 3.7×10^{-25} . In panel (b) of Figure 10, we plot the Fourier coefficients $\hat{\eta}_{1,0}$ and $\hat{\eta}_{0,1}$ of the bifurcated quasi-periodic solutions. Along the quasi-periodic branch, as $|\theta|$ increases, $|\hat{\eta}_{1,0}|$ decreases. We also observe that the plot is symmetric with respect to the vertical line $\hat{\eta}_{0,1} = 0$; this is because the quasi-periodic solutions with negative θ can be obtained from ones with positive θ through a spatial shift in α_2 : $(\alpha_1, \alpha_2) \mapsto (\alpha_1, \alpha_2 + \pi)$. Solutions G and G' are related in this way.

In panel (g) of Figure 10, we compare the wave profile $\zeta = \xi + i\eta$ of solution F , which is periodic with amplitude $s = 0.791$, and solution G , which is quasi-periodic with $\theta = 0.1$. We observe that the peaks and troughs of the QP solution appear in a non-periodic pattern. The peaks of solution G are above those of solution F near $\xi = 0, 6\pi$ and below near $\xi = 2\pi, 4\pi, 10\pi$; the troughs of G are on the left of those of F near $\xi = 5\pi, 11\pi$ and on the right near $\xi = 3\pi, 7\pi, 9\pi$. Beyond the plot window shown, the deviation of solution G from F will continue to be different from one peak and trough to the next, never exactly repeating over the real line. We zoom in on the troughs of the two solutions near $\xi = 5\pi$ and observe that the trough of solution G is asymmetrical and wider than that of the periodic solution F . Both solutions are not self-intersecting. Moreover, solution G is further from self-intersecting than solution F . This may be related to the result in panel (b) that increasing $|\theta|$ causes $\hat{\eta}_{1,0}$ to decrease, and decreasing $\hat{\eta}_{1,0}$ on the periodic branch increases the gap between the overhanging walls. Specifically, solution G has $\hat{\eta}_{1,0} \approx 0.7529$ while solution F has $\hat{\eta}_{1,0} \approx 0.7916$. Nevertheless, this quasi-periodic solution does exhibit overhanging regions, as shown in the inset plot.

5. CONCLUSION

We have shown that a signed version, χ , of the smallest singular value of the Jacobian, σ_{\min} , serves as an excellent test function to locate branch points in equilibrium problems. While σ_{\min} has a slope discontinuity at each of its zeros, the existence of an analytic or smooth SVD ensures that the function becomes smooth when a sign is included on one side of the bifurcation point. We show that this sign factor can be defined as the product of the determinants of the orthogonal matrices containing the left and right singular vectors in the standard SVD, which alleviates the need to actually compute an analytic SVD. We also show how to compute this sign efficiently from the bidiagonal matrix obtained in the first phase of the standard SVD algorithm. It is not necessary to form the matrices of singular vectors, compute their determinants, or compute the determinant of the Jacobian itself.

One benefit of using χ as a test function is that root bracketing algorithms such as Brent's method can then be used to locate bifurcation points. This is simpler than the Newton-type method proposed by Shen [69] to locate zeros of σ_{\min} or by various authors [5, 14, 16, 33, 49] to solve minimally extended systems. Within the constraints and philosophy of Remark 3.9, our method is as efficient as these alternative approaches. We also proposed a polynomial interpolation approach using Chebyshev polynomials, which relies on the smoothness of χ to achieve spectral accuracy. In multi-parameter bifurcation problems such as the gravity-capillary problem of Section 4.2, the zero level set of χ can be used to visualize and compute the intersection of the primary family of solutions with the secondary family of solutions. This would not work well using σ_{\min} or ψ from (1.2) instead of χ . We also showed that χ stops changing on further mesh refinement once the singular vectors corresponding to the smallest singular values are resolved. As a result, the plots in Figure 3 and the contour plot of Figure 10

are smooth even though many different mesh sizes are used in the underlying calculations plotted. Other test functions such as the determinant of the Jacobian or $\psi(s)$ in (1.2) do not have this mesh independence property, and some behave poorly on large-scale discretizations of infinite dimensional problems.

We use this method to compute, for the first time, quasi-periodic traveling gravity waves with zero surface tension and overhanging traveling gravity-capillary waves. The former example yields traveling waves that still make sense at the scale of the ocean, where the length scale of capillary waves is so much smaller than that of gravity waves (by a factor of 10^{-7}) that one can set $\tau = 0$. Quasi-periodic pure gravity waves do not persist to zero amplitude, which motivated us to search for quasi-periodic bifurcations from large-amplitude periodic waves. The latter example showcases the use of $\chi(s, \tau)$ to study two-parameter bifurcation problems in which the primary sheet is parameterized over a region with one side bounded by singular solutions. In our case, the right boundary of the contour plot in Figure 10 corresponds to type 1 waves that self-intersect to form an air pocket. This contour plot makes it easy to visualize how the secondary two-parameter family of quasi-periodic solutions fits together with the primary two-parameter family of periodic traveling waves.

Once bifurcations are found, we use numerical continuation to explore the secondary branches of quasi-periodic solutions. This becomes computationally expensive, especially in the case of the pure gravity wave problem. We formulated the problem of finding solutions on the secondary branch as an overdetermined nonlinear least squares problem and implemented a parallel algorithm employing MPI and ScaLapack to carry out the trust-region minimization steps of the Levenberg-Marquardt method. The largest-amplitude solution we computed, namely solution B of Figures 5 and 6, required solving for $N_{\text{tot}} = 53398$ independent Fourier modes in its 2D torus representation. We used the Savio cluster at UC Berkeley and the Lawrence Livermore cluster at Lawrence Berkeley National Laboratory for these calculations.

An interesting feature of these solutions is that the 2D Fourier modes $\hat{\eta}_{j_1, j_2}$ continue to exhibit visible effects of resonance near the line $j_1 + kj_2 = 0$ even though these are large-amplitude solutions far from linear water wave theory. We explain this by noting that these modes correspond to long wavelengths when the torus function is restricted to the characteristic line $\alpha_1 = \alpha$, $\alpha_2 = k\alpha$, and the Euler equations are not strongly affected by long wavelength perturbations. We also identified a symmetry connecting solutions on one side of each secondary bifurcation branch to the other. In particular, solution B' in Figure 5 is related to solution B via $\eta_{B'}(\alpha_1, \alpha_2) = \eta_B(\alpha_1, \alpha_2 + \pi)$. The same symmetry was found in the gravity-capillary problem, e.g., solutions G and G' in Figure 10 are also related by this transformation. Figures 9 and 10 also show that when a large-amplitude periodic traveling water wave is perturbed to create a quasi-periodic traveling wave, each crest and trough of the infinite wave train will undergo a different perturbation, so that no two are exactly the same. Nevertheless, they fit together to form a single traveling wave profile extending over the real line.

We took advantage of Bloch theory to express the Jacobian as a direct sum of operators mapping $(\mathcal{X}_\sigma^{\text{per}}, \mathbb{R}, \mathbb{R})$ to $\mathcal{X}_\sigma^{\text{per}}$ and $(\mathcal{X}_\sigma^{(l_2)}, 0, 0)$ to $\mathcal{X}_\sigma^{(l_2)}$. This greatly reduces the number of rows and columns of \mathcal{J}^{qua} in (3.26) since l_2 could be set to 1 rather than varying over some range $-N_2 \leq l_2 \leq N_2$. Bloch theory is also useful for studying the stability of traveling waves to subharmonic perturbations [57, 59, 60], and indeed the present work of searching for null vectors of the Jacobian of the traveling wave equations can be thought of as a special case of looking for zero eigenvalues of the dynamic stability problem. In the present paper, we have shown that perturbations in null directions of the linearization lead to branches of spatially quasi-periodic traveling waves for the full water wave equations. In future work, it would be

interesting to investigate the Benjamin-Feir instability [11, 84] and other unstable subharmonic perturbations [29, 62, 71, 73] by evolving them beyond the realm of validity of Bloch stability theory using the dynamic version [82] of our spatially quasi-periodic water wave framework. Linearly stable subharmonic perturbations would also be interesting to investigate as they may lead to solutions of the full water wave equations that are quasi-periodic in time [10, 12, 13, 44, 79] as well as space.

Acknowledgements. This work was supported in part by the National Science Foundation under award number DMS-1716560 and by the Department of Energy, Office of Science, Applied Scientific Computing Research, under award number DE-AC02-05CH11231. This research used the Lawrence computational cluster resource provided by the IT Division at the Lawrence Berkeley National Laboratory and the Savio computational cluster provided by the Berkeley Research Computing program at the University of California, Berkeley (supported by the UC Berkeley Chancellor, Vice Chancellor for Research, and Chief Information Officer).

Declaration of Interest. The authors report no conflict of interest.

APPENDIX A. THE EFFECTS OF FLOATING-POINT ERRORS ON THE SMALLEST SINGULAR VALUE

The SVD algorithm is backward stable [32], which leads to a well-known estimate [31]

$$|\hat{\sigma}_i - \sigma_i| \leq p(n) \|\mathcal{J}\| \varepsilon, \quad 1 \leq i \leq n, \quad (\text{A.1})$$

where $\{\hat{\sigma}_i\}$ are the numerically computed singular values of the $n \times n$ matrix \mathcal{J} , $p(n)$ is a slowly growing function of the matrix dimension, $\|\mathcal{J}\|$ is the 2-norm, and ε is machine precision. Following the approach of [78], one can show that $p(n) \leq O(n^{2.5})$ using standard backward stability estimates for Householder transformations in the bidiagonalization phase [32, 51]; however, this is pessimistic. In particular, it assumes worst-case $O(n\varepsilon)$ errors when summing n numbers. In practice [8], $p(n)$ is often taken to be 1. In section 4.1, the condition numbers of \mathcal{J}^{qua} for solutions A and E are 1636 and 69074, respectively. Taking $p(n) = 1$, this leads to expected errors in $\chi(s)$ around $(1636)(2.2 \times 10^{-16}) = 3.6 \times 10^{-13}$ and $(69074)(2.2 \times 10^{-16}) = 1.5 \times 10^{-11}$, respectively. Using Brent's method, we reduced $|\chi(s)|$ to 2.9×10^{-15} for solution A . However, Brent's method will report the result in which floating-point errors combine most favorably to minimize $|\chi(s)|$, so this value likely over-predicts the accuracy actually obtained. Indeed, if we increase the size of \mathcal{J}^{qua} from 1537 to 2049 and recompute χ without re-optimizing via Brent's method, we obtain $|\chi| = 1.5 \times 10^{-14}$, which is five times bigger. The flattening of the high-frequency Chebyshev modes $\check{\chi}_m$ in panel (d) of Figure 3 suggests floating-point errors around 10^{-11} or 10^{-12} , which is consistent with the above condition number estimate. Chebyshev interpolation seems less prone than Brent's method to optimizing beyond the actual error, so the minimum value of $|\chi(s)|$ obtained in problem E , namely 2.1×10^{-12} , may be accurate. Additional calculations would have to be done in quadruple-precision to fully quantify the effects of floating-point arithmetic in double-precision, but this is beyond the scope of the present work.

APPENDIX B. PROOF OF THEOREM 3.2

Let us restate the theorem in a slightly more general form that simplifies the proof. Theorem 3.2 is recovered by setting $\rho = \rho_1/2$ and $\sigma_1 = \sigma$.

Theorem B.1. *Suppose $q^{\text{per}} = (\eta, \tau, b)$ with $\eta \in \mathcal{V}_\sigma^{\text{per}}$ for some $\sigma > 0$. Suppose also that η is real-valued and the resulting $J(\alpha_1, \alpha_2)$ in (2.9), which is independent of α_2 , is non-zero for every $\alpha_1 \in \mathbb{T}$. Then there exists $\rho_1 \in (0, \sigma]$ such that $D_q \mathcal{R}[q^{\text{per}}]$ is a bounded operator from $(\mathcal{V}_{\sigma_1}, \mathbb{C}, \mathbb{C})$ to \mathcal{V}_ρ provided that $0 < \rho < \rho_1$ and $\sigma_1 > \rho$.*

Proof. Since $\eta \in \mathcal{V}_\sigma^{\text{per}}$, we know $\eta(\alpha_1, \alpha_2) = \tilde{\eta}(\alpha_1)$ is independent of α_2 , and $\tilde{\eta}(\alpha)$ is real analytic and 2π periodic. All the torus functions without a dot in (2.34) are then independent of α_2 , and can be replaced by the corresponding 1d extracted function (adding a tilde), evaluated at α_1 . The torus operators ∂_α and H are replaced by their 1d variants when this is done. For example, $J(\alpha_1, \alpha_2) = \tilde{J}(\alpha_1)$, where $\tilde{J}(\alpha) = (1 + H\partial_\alpha \tilde{\eta})^2 + (\partial_\alpha \tilde{\eta})^2$. Since $\tilde{J}(\alpha)$ is continuous and assumed non-zero at each $\alpha \in [0, 2\pi]$, it is bounded away from zero. Thus, each of the functions

$$1/(2\tilde{J}), \quad \tilde{\kappa}, \quad b/(2\tilde{J}^2), \quad (1 + H\partial_\alpha \tilde{\eta}), \quad \partial_\alpha \tilde{\eta}, \quad 3\tilde{\kappa}/(2\tilde{J}), \quad \tilde{J}^{-3/2}, \quad \partial_\alpha^2 \tilde{\eta}, \quad H\partial_\alpha^2 \tilde{\eta} \quad (\text{B.1})$$

that appears in (2.34) (after setting $\xi = H\eta$) is real analytic and 2π -periodic. As a result (see, e.g., Lemma 5.6 of [19]) the 1d Fourier coefficients of each of these functions decay exponentially. Thus, there exist $C, \rho_1 > 0$ such that $Ce^{-\rho_1|j|}$ is a common bound on each of these sets of Fourier coefficients, i.e., if $\tilde{\gamma}(\alpha) = \sum_j \hat{\gamma}_j e^{ij\alpha}$ represents any of the functions in (B.1), then $|\hat{\gamma}_j| \leq Ce^{-\rho_1|j|}$ for $j \in \mathbb{Z}$. Now fix ρ in the range $0 < \rho < \rho_1$ and let $\sigma_1 > \rho$.

We need to show that $D_q \mathcal{R}[q^{\text{per}}]$ is a bounded operator from $(\mathcal{V}_{\sigma_1}, \mathbb{C}, \mathbb{C})$ into \mathcal{V}_ρ . It suffices to show that the restrictions to the subspaces $(0, \mathbb{C}, \mathbb{C})$ and $(\mathcal{V}_{\sigma_1}, 0, 0)$ are bounded. In the first case, we have

$$D_q \mathcal{R}(q^{\text{per}})(0, \dot{\tau}, \dot{b}) = P \left[\dot{b}/(2J) - \kappa \dot{\tau} \right]. \quad (\text{B.2})$$

Note that $1/(2J)$ and κ are independent of α_2 . Letting $\gamma(\alpha_1, \alpha_2) = \tilde{\gamma}(\alpha_1)$ represent either of these functions, we have

$$\|\gamma\|_{\mathcal{V}_\rho}^2 \leq C^2 + 2C^2 \sum_{j=1}^{\infty} e^{-2(\rho_1 - \rho)j} = C^2 + \frac{2C^2}{e^{2(\rho_1 - \rho)} - 1} \leq C^2 + \frac{C^2}{\rho_1 - \rho} = A^2 < \infty, \quad (\text{B.3})$$

where the last equality defines A . So the \mathcal{V}_ρ norm of the left-hand side of (B.2) is bounded by $A(|\dot{b}| + |\dot{\tau}|) \leq A\sqrt{2}(\dot{b}^2 + \dot{\tau}^2)^{1/2}$.

Now let $\dot{\eta} \in \mathcal{V}_{\sigma_1}$. We need to compute $\dot{R} = D_q \mathcal{R}[q^{\text{per}}](\dot{\eta}, 0, 0)$ and bound its norm in \mathcal{V}_ρ by a constant times $\|\dot{\eta}\|_{\mathcal{V}_{\sigma_1}}$. To compute \dot{R} , we evaluate (2.34) in two steps. First the terms

$$(\partial_\alpha \dot{\xi}) = (H\partial_\alpha \dot{\eta}), \quad (\partial_\alpha \dot{\eta}), \quad (\partial_\alpha^2 \dot{\eta}), \quad (\partial_\alpha^2 \dot{\xi}) = (H\partial_\alpha^2 \dot{\eta}) \quad (\text{B.4})$$

are computed from $\dot{\eta}$. The symbols of $H\partial_\alpha$, ∂_α , ∂_α^2 and $H\partial_\alpha^2$ are, respectively, $|l_1 + kl_2|$, $i(l_1 + kl_2)$, $-(l_1 + kl_2)^2$ and $i(l_1 + kl_2)|l_1 + kl_2|$, so these operators are bounded from \mathcal{V}_{σ_1} to \mathcal{V}_ρ since $\sigma_1 > \rho$. For example,

$$\|H\partial_\alpha \dot{\eta}\|_{\mathcal{V}_\rho}^2 = \sum_{l_1, l_2} \left| |l_1 + kl_2| \hat{\eta}_{l_1, l_2} e^{\rho(|l_1| + |l_2|)} \right|^2 \leq B^2 \sum_{l_1, l_2} \left| \hat{\eta}_{l_1, l_2} e^{\sigma_1(|l_1| + |l_2|)} \right|^2 = B^2 \|\dot{\eta}\|_{\mathcal{V}_{\sigma_1}}^2, \quad (\text{B.5})$$

where $B^2 = \max(1, k) \max_{x \geq 0} x e^{-(\sigma_1 - \rho)x} = \max(1, k)/[e^{(\sigma_1 - \rho)}] < \infty$. The second step is to consider

$$\dot{R} = P \left[-\frac{b}{2J^2} \dot{J} + g\dot{\eta} - \tau \dot{\kappa} \right]. \quad (\text{B.6})$$

The projection P is bounded on \mathcal{V}_ρ , and $\|g\dot{\eta}\|_{\mathcal{V}_\rho} \leq g\|\dot{\eta}\|_{\mathcal{V}_{\sigma_1}}$. Substitution of \dot{J} and $\dot{\kappa}$ in (2.34) into (B.6) yields sums of products containing two factors from the list (B.1) and one factor from the list (B.4). From the first step, we know each term in the list (B.4) is bounded in \mathcal{V}_ρ by a constant times $\|\dot{\eta}\|_{\mathcal{V}_{\sigma_1}}$. The following lemma shows that multiplication by any of the terms in (B.1) is a bounded operator on \mathcal{V}_ρ . Multiplying by two of them is then also bounded, which concludes the proof. \square

Lemma B.2. *Suppose $\tilde{\gamma}(\alpha) = \sum_j \hat{\gamma}_j e^{ij\alpha}$ with $|\hat{\gamma}_j| \leq Ce^{-\rho_1|j|}$ for positive constants C and ρ_1 , and fix $\rho \in (0, \rho_1)$. Then multiplication by $\gamma(\alpha_1, \alpha_2) = \tilde{\gamma}(\alpha_1)$ is a bounded operator on \mathcal{V}_ρ .*

Proof. Let $u \in \mathcal{V}_\rho$ and define $v(\alpha_1, \alpha_2) = \tilde{\gamma}(\alpha_1)u(\alpha_1, \alpha_2)$. The Fourier modes of v are related to those of u by convolution along horizontal slices, $\hat{v}_{l_1, l_2} = \sum_j \hat{\gamma}_{l_1-j} \hat{u}_{j, l_2}$. Using the bound on $|\hat{\gamma}_j|$, we have

$$\begin{aligned} e^{\rho(|l_1|+|l_2|)} |\hat{v}_{l_1, l_2}| &\leq \sum_j C e^{-\rho_1|l_1-j|} e^{\rho(|l_1|-|j|)} \left(e^{\rho(|j|+|l_2|)} |\hat{u}_{j, l_2}| \right) \\ &\leq \sum_j C e^{-(\rho_1-\rho)|l_1-j|} e^{-\rho(|l_1-j|-|l_1|+|j|)} \left(e^{\rho(|j|+|l_2|)} |\hat{u}_{j, l_2}| \right). \end{aligned} \quad (\text{B.7})$$

Since $|l_1| \leq |l_1 - j| + |j|$, we can use Young's inequality to conclude

$$\sum_{l_1} e^{2\rho(|l_1|+|l_2|)} |\hat{v}_{l_1, l_2}|^2 \leq A^2 \sum_j e^{2\rho(|j|+|l_2|)} |\hat{u}_{j, l_2}|^2, \quad (l_2 \in \mathbb{Z}), \quad (\text{B.8})$$

where $A = \sum_m C e^{-(\rho_1-\rho)|m|} \leq C + 2C/(\rho_1 - \rho) < \infty$. Summing (B.8) over l_2 and square rooting gives $\|v\|_{\mathcal{V}_\rho} \leq A \|u\|_{\mathcal{V}_\rho}$, as claimed. \square

REFERENCES

- [1] B. F. Akers, D. M. Ambrose, and J. D. Wright. Gravity perturbed Crapper waves. *Proc. R. Soc. A*, 470:20130526, 2014.
- [2] B. F. Akers and W. Gao. Wilton ripples in weakly nonlinear model equations. *Commun. Math. Sci.*, 10(3):1015–1024, 2012.
- [3] J. C. Alexander and S. S. Antman. Global and local behavior of bifurcating multi-dimensional continua of solutions for multiparameter nonlinear eigenvalue problems. *Arch. Ration. Mech. Anal.*, 76:339–354, 1981.
- [4] E. L. Allgower and K. Georg. *Numerical continuation methods: an introduction*, volume 13. Springer Science & Business Media, 2012.
- [5] E. L. Allgower and H. Schwetlick. A general view of minimally extended systems for simple bifurcation points. *Z. Angew. Math. Mech.*, 77:83–97, 1997.
- [6] D. M. Ambrose and J. Wilkening. Computation of time-periodic solutions of the Benjamin–Ono equation. *J. Nonlinear Sci.*, 20(3):277–308, 2010.
- [7] C. J. Amick, L. E. Fraenkel, and J. F. Toland. On the Stokes conjecture for the wave of extreme form. *Acta Math.*, 148(1):193–214, 1982.
- [8] E. Anderson, Z. Bai, C. Bischof, S. Blackford, J. Demmel, J. Dongarra, J. D. Croz, A. Greenbaum, S. Hammarling, A. McKenney, and D. Sorensen. *LAPACK Users' Guide*. SIAM, Philadelphia, third edition, 1999.
- [9] S. S. Antman. *Nonlinear Problems of Elasticity*. Springer, New York, 2nd edition, 2004.
- [10] P. Baldi, M. Berti, E. Haus, and R. Montalto. Time quasi-periodic gravity water waves in finite depth. *Invent. Math.*, 214(2):739–911, 2018.
- [11] T. B. Benjamin and J. Feir. The disintegration of wave trains on deep water. *J. Fluid Mech.*, 27(3):417–430, 1967.
- [12] M. Berti, L. Franzoi, and A. Maspero. Traveling quasi-periodic water waves with constant vorticity. *Arch. Rational Mech. Anal.*, 240:99–202, 2021.
- [13] M. Berti and R. Montalto. *Quasi-periodic standing wave solutions of gravity-capillary water waves*, volume 263 of *Memoirs of the American Mathematical Society*. American Mathematical Society, 2016.
- [14] W.-J. Beyn, W. Kleß, and V. Thümmmler. Continuation of low-dimensional invariant subspaces in dynamical systems of large dimension. In B. Fiedler, editor, *Ergodic Theory, Analysis, and Efficient Simulation of Dynamical Systems*, pages 47–72. Springer, Berlin, 2001.
- [15] D. Bindel, J. Demmel, and M. Friedman. Continuation of invariant subspaces in large bifurcation problems. *SIAM J. Sci. Comput.*, 30(2):637–656, 2008.
- [16] D. Bindel, M. Friedman, W. Govaerts, J. Hughes, and Y. Kuznetsov. Numerical computation of bifurcations in large equilibrium systems in matlab. *J. Comput. Appl. Math.*, 261:232–248, 2014.
- [17] R. P. Brent. *Algorithms for minimization without derivatives*. Prentice Hall, Inc., Englewood Cliffs, New Jersey, 1973.
- [18] T. Bridges and F. Dias. Spatially quasi-periodic capillary-gravity waves. *Contemp. Math.*, 200:31–46, 1996.
- [19] H. Broer and F. Takens. *Dynamical Systems and Chaos*, volume 172 of *Applied Mathematical Sciences*. Springer, New York, 2011.

- [20] B. Buffoni, E. Dancer, and J. Toland. The regularity and local bifurcation of steady periodic water waves. *Arch. Ration. Mech. Anal.*, 152(3):207–240, 2000.
- [21] B. Buffoni, E. Dancer, and J. Toland. The sub-harmonic bifurcation of Stokes waves. *Arch. Ration. Mech. Anal.*, 152(3):241–271, 2000.
- [22] A. Bunse-Gerstner, R. Byers, V. Mehrmann, and N. K. Nichols. Numerical computation of an analytic singular value decomposition of a matrix valued function. *Numer. Math.*, 60:1–39, 1991.
- [23] B. Chen and P. Saffman. Steady gravity-capillary waves on deep water – 1. weakly nonlinear waves. *Stud. Appl. Math.*, 60(3):183–210, 1979.
- [24] B. Chen and P. Saffman. Numerical evidence for the existence of new types of gravity waves of permanent form on deep water. *Stud. Appl. Math.*, 62(1):1–21, 1980.
- [25] W. Choi and R. Camassa. Exact evolution equations for surface waves. *J. Eng. Mech.*, 125(7):756–760, 1999.
- [26] S.-N. Chow and Y.-Q. Shen. Bifurcations via singular value decompositions. *Appl. Math. Comput.*, 28:231–245, 1988.
- [27] M. G. Crandall and P. H. Rabinowitz. Bifurcation from simple eigenvalues. *J. Funct. Anal.*, 8(2):321–340, 1971.
- [28] G. D. Crapper. An exact solution for progressive capillary waves of arbitrary amplitude. *J. Fluid Mech.*, 2:532–540, 1957.
- [29] B. Deconinck and K. Oliveras. The instability of periodic surface gravity waves. *J. Fluid Mech.*, 675:141–167, 2011.
- [30] J. Demmel, L. Dieci, and M. Friedman. Computing connecting orbits via an improved algorithm for continuing invariant subspaces. *SIAM J. Sci. Comput.*, 22:81–94, 2001.
- [31] J. Demmel and W. Kahan. Accurate singular values of bidiagonal matrices. *SIAM J. Sci. Stat. Comput.*, 11(5):873–912, 1990.
- [32] J. W. Demmel. *Applied Numerical Linear Algebra*. SIAM, Philadelphia, 1997.
- [33] A. Dhooge, W. Govaerts, and Y. Kuznetsov. MATCONT: A MATLAB package for numerical bifurcation analysis of ODEs. *ACM Trans. Math. Software*, 29:141–164, 2003.
- [34] L. Dieci and T. Eirola. On smooth decompositions of matrices. *SIAM J. Matrix Anal. Appl.*, 20:800–819, 1999.
- [35] L. Dieci and M. Friedman. Continuation of invariant subspaces. *Numer. Linear Algebra Appl.*, 8:317–327, 2001.
- [36] V. D. Djordjevic and L. G. Redekopp. On two-dimensional packets of capillary-gravity waves. *J. Fluid Mech.*, 79:703–714, 1977.
- [37] A. Dyachenko. On the dynamics of an ideal fluid with a free surface. *Dokl. Math.*, 63(1):115–117, 2001.
- [38] A. I. Dyachenko, E. A. Kuznetsov, M. Spector, and V. E. Zakharov. Analytical description of the free surface dynamics of an ideal fluid (canonical formalism and conformal mapping). *Physics Letters A*, 221(1-2):73–79, 1996.
- [39] A. I. Dyachenko, V. E. Zakharov, and E. A. Kuznetsov. Nonlinear dynamics of the free surface of an ideal fluid. *Plasma Physics Reports*, 22(10):829–840, 1996.
- [40] S. Dyachenko, P. Lushnikov, and A. Korotkevich. Branch cuts of Stokes wave on deep water. part I: Numerical solution and Padé approximation. *Stud. in Appl. Math.*, 2016.
- [41] S. Dyachenko and A. C. Newell. Whitecapping. *Studies Appl. Math.*, 137:199–213, 2016.
- [42] S. A. Dyachenko, P. M. Lushnikov, and A. O. Korotkevich. Branch cuts of Stokes wave on deep water. Part I: Numerical solution and Padé approximation. *Stud. Appl. Math.*, 137(4):419–472, 2016.
- [43] I. A. Dynnikov and S. P. Novikov. Topology of quasi-periodic functions on the plane. *Russ. Math. Surv.*, 60(1):1, 2005.
- [44] R. Feola and F. Giuliani. Quasi-periodic traveling waves on an infinitely deep perfect fluid under gravity, 2020. [arXiv:2005.08280](https://arxiv.org/abs/2005.08280).
- [45] K. V. Fernando and B. N. Parlett. Accurate singular values and differential qd algorithms. *Numer. Math.*, 67:191–229, 1994.
- [46] M. Friedman. Improved detection of bifurcations in large nonlinear systems via the continuation of invariant subspaces algorithm. *Int. J. Bifurcation Chaos Appl. Sci. Eng.*, 11:2277–2285, 2001.
- [47] I. S. Gandzha and V. P. Lukomsky. On water waves with a corner at the crest. *Proc. R. Soc. A*, 463:1597–1614, 2007.
- [48] W. J. F. Govaerts. *Numerical Methods for Bifurcations of Dynamical Equilibria*. SIAM, Philadelphia, 2000.
- [49] A. Griewank and G. Reddien. Characterization and computation of generalized turning points. *SIAM J. Numer. Anal.*, 21:176–185, 1984.
- [50] P. Guyenne and E. I. P. arău. Computations of fully nonlinear hydroelastic solitary waves on deep water. *J. Fluid Mech.*, 713:307–329, 2012.

- [51] N. J. Higham. *Accuracy and stability of numerical algorithms*. SIAM, Philadelphia, 1996.
- [52] G. Iooss, P. I. Plotnikov, and J. F. Toland. Standing waves on an infinitely deep perfect fluid under gravity. *Arch. Rat. Mech. Anal.*, 177:367–478, 2005.
- [53] T. Kato. *Perturbation theory for linear operators*. Springer, Berlin, 1980.
- [54] C. Kittel. *Introduction to Solid State Physics*. John Wiley and Sons, New York, 8th edition, 2005.
- [55] S. G. Krantz. *Several Complex Variables*. AMS Chelsea Publishing, Providence, RI, 2nd edition, 2001.
- [56] Y. A. Kuznetsov. *Elements of Applied Bifurcation Theory*. Springer-Verlag, New York, 2nd edition, 1998.
- [57] M. S. Longuet-Higgins. The instabilities of gravity waves of finite amplitude in deep water. II. Subharmonics. *Proc. R. Soc. Lond. A*, 360:489–505, 1978.
- [58] M. S. Longuet-Higgins and M. J. H. Fox. Theory of the almost-highest wave. Part 2. Matching and analytic extension. *J. Fluid Mech.*, 85(4):769–786, 1978.
- [59] R. S. MacKay and P. G. Saffman. Stability of water waves. *Proc. R. Soc. Lond. A*, 406:115–125, 1986.
- [60] J. W. McLean. Instabilities of finite-amplitude water waves. *J. Fluid Mech.*, 114:315–330, 1982.
- [61] J. Moser. On the theory of quasiperiodic motions. *Siam Review*, 8(2):145–172, 1966.
- [62] S. Murashige and W. Choi. Stability analysis of deep-water waves on a linear shear current using unsteady conformal mapping. *J. Fluid Mech.*, 885:A41:1–27, 2020.
- [63] J. Nocedal and S. J. Wright. *Numerical Optimization*. Springer, New York, 1999.
- [64] P. Plotnikov and J. Toland. Nash-moser theory for standing water waves. *Arch. Rat. Mech. Anal.*, 159:1–83, 2001.
- [65] P. I. Plotnikov. Nonuniqueness of solutions of the problem of solitary waves and bifurcation of critical points of smooth functionals. *Math. USSR-Izvestiya*, 38(2):333, 1992.
- [66] V. P. Ruban. Water waves over a time-dependent bottom: exact description for 2D potential flows. *Phys. Letters A*, 340:194–200, 2005.
- [67] L. W. Schwartz and J.-M. Vanden-Broeck. Numerical solution of the exact equations for capillary-gravity waves. *J. Fluid Mech.*, 96:119–139, 1979.
- [68] H. Schwetlick and U. Schnabel. Iterative computation of the smallest singular value and the corresponding singular vectors of a matrix. *Linear Algebra Appl.*, 371:1–30, 2003.
- [69] Y.-Q. Shen. Computation of a simple bifurcation point using one singular value decomposition nearby. *Computing*, 58:335–350, 1997.
- [70] G. G. Stokes. On the theory of oscillatory waves. *Trans. Cambridge Philos. Soc.*, 1880.
- [71] R. Tiron and W. Choi. Linear stability of finite-amplitude capillary waves on water of infinite depth. *J. Fluid Mech.*, 696:402, 2012.
- [72] J. F. Toland et al. Stokes waves. *Topological Methods in Nonlinear Analysis*, 7(1):1–48, 1996.
- [73] O. Trichtchenko, B. Deconinck, and J. Wilkening. The instability of Wilton’s ripples. *Wave Motion*, 66:147–155, 2016.
- [74] H. Uecker, D. Wetzel, and J. Rademacher. Pde2path - a Matlab package for continuation and bifurcation in 2D elliptic systems. *Numerical Mathematics: Theory, Methods and Applications*, 7(1):58–106, 2014.
- [75] J.-M. Vanden-Broeck. *Gravity-Capillary Free-Surface Flows*. Cambridge University Press, Cambridge, 2010.
- [76] J.-M. Vanden-Broeck. On periodic and solitary pure gravity waves in water of infinite depth. *J. Eng. Math.*, 84(1):173–180, 2014.
- [77] Z. Wang, J. Vanden-Broeck, and P. Milewski. Two-dimensional flexural-gravity waves of finite amplitude in deep water. *IMA Journal of Applied Mathematics*, 78(4):750–761, 2013.
- [78] J. Wilkening. An algorithm for computing Jordan chains and inverting analytic matrix functions. *Linear Algebra Appl.*, 427:6–25, 2007.
- [79] J. Wilkening. Traveling-standing water waves. *Fluids*, 6:187:1–35, 2021.
- [80] J. Wilkening and J. Yu. Overdetermined shooting methods for computing standing water waves with spectral accuracy. *Computational Science & Discovery*, 5(1):014017, 2012.
- [81] J. Wilkening and X. Zhao. Quasi-periodic travelling gravity-capillary waves. *J. Fluid Mech.*, 915:A7:1–35, 2021.
- [82] J. Wilkening and X. Zhao. Spatially quasi-periodic water waves of infinite depth. *J. Nonlinear Sci.*, 31:52:1–43, 2021.
- [83] J. Wilton. On ripples. *Philosophical Magazine Series 6*, 29(173):688–700, 1915.
- [84] V. E. Zakharov. Stability of periodic waves of finite amplitude on the surface of a deep fluid. *J. Appl. Mech. Tech. Phys.*, 9(2):190–194, 1968.
- [85] J. Zufiria. Non-symmetric gravity waves on water of infinite depth. *J. Fluid Mech.*, 181:17–39, 1987.