

Going Incognito in the Metaverse

Vivek Nair*
UC Berkeley
vcn@berkeley.edu

Gonzalo Munilla Garrido*
Technical University of Munich
gonzalo.munilla-garrido@tum.de

Dawn Song
UC Berkeley
dawnsong@berkeley.edu

Abstract—Virtual reality (VR) telepresence applications and the so-called “metaverse” promise to be the next major medium of interaction with the internet. However, with numerous recent studies showing the ease at which VR users can be profiled, deanonymized, and data harvested, metaverse platforms carry all the privacy risks of the current internet and more while at present having none of the defensive privacy tools we are accustomed to using on the web. To remedy this, we present the first known method of implementing an “incognito mode” for VR. Our technique leverages local ϵ -differential privacy to quantifiably obscure sensitive user data attributes, with a focus on intelligently adding noise when and where it is needed most to maximize privacy while minimizing usability impact. Moreover, our system is capable of flexibly adapting to the unique needs of each metaverse application to further optimize this trade-off. We implement our solution as a universal Unity (C#) plugin that we then evaluate using several popular VR applications. Upon faithfully replicating the most well known VR privacy attack studies, we show a significant degradation of attacker capabilities when using our proposed solution.

Index Terms—Virtual reality, Usable security, Incognito mode, Data harvesting, Private browsing, Differential privacy

1. Introduction

Recent years have seen an explosive growth in investment into “metaverse” platforms [70], immersive augmented and virtual reality (AR/VR) applications that claim to realize the next major iteration of the internet as a 3D virtual world. Such platforms, by their very nature, transform every movement of a VR user into a stream of data to be rendered as a virtual character model for other users around the world.

As one might expect, the same data stream can also be used for less benign purposes. Recent studies have shown that seemingly-anonymous VR users can easily and accurately be tracked [18], profiled [62], data mined [81], and deanonymized [54] from just a few minutes of tracking data. They further show that while “the potential scale and scope of this data collection far exceed what is feasible within traditional mobile and web applications” [62], users are less broadly aware of security and privacy risks in VR than they are of similar risks in more traditional environments [4].

*Equal contribution.

Of course, data privacy challenges are not unique to VR. Nearly every major communications technology advancement of the past century has been accompanied by corresponding privacy risks, from the wiretapping of landlines beginning in the 1890s through to new privacy concerns about smart home and wearable devices today [26].

On the web, third-party tracking cookies are a quintessential example of this phenomenon. While cookies serve an important, legitimate purpose in web browsers, adversaries can leverage them to attach identifiers and track users across websites [12]. Nevertheless, the maturation of web technologies has brought an enhanced understanding of (and countermeasures to) such attacks. Technologies like Tor [20], VPNs, proxies, and most of all, private browsing (or “incognito”) mode in browsers [6], have provided users with vital defensive tools for reclaiming their privacy in the face of such attacks. Equivalent comprehensive privacy defenses have yet to be developed for the metaverse.

We find ourselves now in the dangerous situation of facing unprecedented privacy threats in VR while lacking the defensive resources we have become accustomed to on the web. In this paper, we aim to begin addressing this challenge by designing and implementing an “incognito mode” for VR. Our method uses local ϵ -differential privacy to provide provable resilience against known VR privacy attacks according to a user-adjustable privacy parameter ϵ . In doing so, it allows for inherent privacy and usability trade-offs to be dynamically rebalanced according to the risks and requirements of each VR application, with a focus on the targeted addition of noise to those parameters which are most vulnerable. Using an implementation of our solution as a Unity plugin, we replicate existing VR privacy attack studies and show a significant degradation of attacker capabilities when using our extension.

Contributions

- 1) We provide an ϵ -differential privacy framework for protecting a range of sensitive data attributes in VR (§3).
- 2) We design and describe a concrete implementation of a modular “VR Incognito Mode” plugin for Unity (§4).
- 3) We experimentally demonstrate the efficacy of our approach at defeating known VR privacy attacks (§5.3).
- 4) We show that our protections are sufficient to degrade the profiling and deanonymization of VR users (§5.4).

2. Background & Motivation

In this section, we aim to motivate the need for an “incognito mode” in VR. We begin by analyzing known privacy threats in VR, highlighting the ones we aim to address in this paper. Next, we present a comprehensive threat model to illustrate which threats are feasibly mitigated by software-based client-side defenses. We then briefly discuss private web browsing to draw an analogue to the goals of this paper. Finally, we introduce differential privacy and randomized response, the theoretical building blocks for our solution.

2.1. VR Privacy Attacks

The primary motivator for this research is the breadth of prior work demonstrating compelling privacy risks within the metaverse. Amongst the extant research at the intersection of privacy and VR are studies ranging from high-level literature reviews on VR privacy [65], [11], [44], [28], [61], [78], [49], [19], [17] to targeted risk assessment frameworks [31], [81] and privacy guidelines [47]. Among the technical works, we find the following relevant studies:

Eye and Body Tracking. Several works focus specifically on the security and privacy of eye tracking [39], [42]. We place a limited emphasis on eye tracking in this paper, as such features remain relatively rare on commercial VR devices, and there are already known effective countermeasures [76], [48], [16], [36]. We set aside the privacy full-body motion capture systems [59], [67], [71], [45] for similar reasons. Instead, we focus on the simple configuration of a headset plus two handheld controllers, as is found on most commercially available devices today.

Comprehensive Attacks. The attacks most relevant to this paper are those of the 2020 Miller et al. “TTI” study [54] (as well as the 2022 follow-up [55]) and the 2022 Nair et al. “MetaData” study [62]. The TTI study demonstrated that 95% of all seemingly-anonymous VR users could be deanonymized by an adversary from just 5 minutes of tracking data. The MetaData study expanded on this result, showing that said attackers can also ascertain more than 25 private data points from VR users, including various environmental, demographic, and anthropometric attributes. In aggregate, the below attributes are those that the extant literature suggests can be harvested from VR users and that we believe our techniques can protect:

- **Anthropometrics:** height, wingspan, arm lengths, fitness, interpupillary distance, handedness, reaction time [62].
- **Environment:** room size, geolocation [62].
- **Technical:** tracking/refresh rate, device model [62].
- **Demographics:** gender, age, ethnicity, income [62].
- **Identity** [54], [55].

2.2. Metaverse Threat Model

We now present a threat model to contextualize our contributions within the broader ecosystem of VR privacy. Our model is adapted from the VR threat model of the MetaData study [62]. We consider a *target user* who interacts with the metaverse over multiple *usage sessions*. The parties which could plausibly observe a session are:

- A **(I) Hardware Attacker**, which controls the hardware and firmware of the target user’s VR device, and thus has access to raw sensor data from the VR hardware.
- A **(II) Client Attacker**, which controls the client-side VR application running on the target user’s device, and thus has access to data provided by the device APIs.
- A **(III) Server Attacker**, which controls the external server used to facilitate multi-player functionality, and thus receives a stream of telemetric data from the client.
- A **(IV) User Attacker**, which represents another end-user of the same VR application, and thus naturally receives from the server a stream of data about the target user.

In our model, the goals of an attacker are to correctly observe attributes of the target user, or to identify them across multiple sessions. Fig. 1 shows that the four attackers lie on a continuum; the later attackers have less privilege and attack accuracy, but can more easily conceal their attacks.

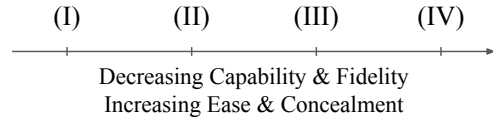


Figure 1: Continuum of VR privacy attackers.

In this paper, we present algorithmic statistical defenses for the vulnerable attributes of §2.1 that can be implemented at either the device firmware or client software level. Tab. 1 shows the attackers covered by each implementation possibility. In practice, lacking any special access to VR device firmware, our evaluated implementations were all at the software level.

	Attackers			
	I	II	III	IV
Software Incognito			✓	✓
Firmware Incognito		✓	✓	✓

TABLE 1: Coverage of proposed defenses.

Overall, the “VR incognito mode” defenses proposed in this paper are unable to address the threat of hardware and firmware level attackers. We argue that this is a necessary concession of a software-based defense, and that unlike the client, server, and user attackers we cover, hardware and firmware attacks can be discovered via reverse engineering.

2.3. Private Web Browsing

We now detour briefly to the more mature field of private web browsing to seek inspiration from the web privacy solutions which have stood the test of time.

The research community has surveyed the field of web privacy [58], [79], and identified observable attributes ranging from tracking cookies [12] and HTTP headers [43] to browsing histories [46] and motion sensor data [87]. As in VR, these attributes can be combined to achieve profiling [27], [30], fingerprinting [43] and deanonymization [5].

Furthermore, the attack model used by web privacy researchers resembles the metaverse threat model presented in §2.2, with most client-side defenses focusing on web servers and other users, many on client-side applications, and relatively few on the underlying hardware.

In response to these threats, proposed solutions have included proxies, VPNs [37], Tor [20], [38], and, of course, private browsing or “incognito” mode in browsers, as well as dedicated private browsers and search engines, e.g., Brave [6] and DuckDuckGo [22]. Of these solutions, incognito mode stands out due to its ease of use; a range of defensive modifications to protocols, APIs, cookies, and browsing history can all be deployed with a single click [8]. Due perhaps to this outward simplicity, surveys of web privacy protections used in practice have found private browsing mode to be by far the most popular at 73% adoption [32].

In summary, web privacy is surprisingly analogous to metaverse privacy; although the data attributes being protected are vastly different, the threat of combining attributes to profile and deanonymize users is a constant, as is the threat model used to characterize both fields. On the other hand, the size and scope of data collection in VR potentially exceeds that of the web [62], while users are simultaneously less aware of the threat in VR [50], and the equivalent privacy tools are not generally available. We thus are motivated by the popularity of incognito mode as a web privacy solution to seek an equivalent for VR, with the same fundamental goal as in browsers: allowing users, at the flick of a switch, to become harder to trace across sessions.

2.4. Differential Privacy

Having established our motivation for pursuing a metaverse equivalent to “incognito mode,” we now lay out the tools necessary to enable its realization. Chief among these is differential privacy [24], which provides a mathematical definition of privacy that statistically bounds the information gained by a hypothetical adversary from the output of a given function $\mathcal{M}(\cdot)$:

Definition 1. (ϵ -Differential Privacy [25]). A randomized function $\mathcal{M}(\cdot)$ is ϵ -differentially private if for all input datasets D and D' differing on at most one element, and for all possible outputs $\mathcal{S} \subseteq \text{Range}(\mathcal{M})$:

$$\Pr[\mathcal{M}(D) \in \mathcal{S}] \leq e^\epsilon \times \Pr[\mathcal{M}(D') \in \mathcal{S}].$$

A function $\mathcal{M}(\cdot)$ fulfills differential privacy if its outputs with and without the presence of an individual input element are indistinguishable with respect to the privacy parameter $\epsilon \geq 0$. In practice, a randomized function $\mathcal{M}(\cdot)$ typically ensures differential privacy by adding calibrated random noise to the output of a deterministic function, $\mathcal{M}(x) = f(x) + \text{Noise}$. Lower ϵ values correspond to higher noise, making it harder to distinguish outputs and strengthening the privacy protection. In addition to ϵ , the required noise is affected by the *sensitivity* (Δ) of the deterministic function, which quantifies the maximum difference between a function’s outputs between D and D' . Another aspect worth highlighting is *sequential composition* [25], i.e., if $\mathcal{M}(\cdot)$ is computed n times over D with ϵ_i , the total *privacy budget* consumed is $\sum \epsilon_i$. Thus, individuals’ attributes become less protected with every query execution. Moreover, differentially private outputs are *immune to post-processing* [25], i.e., an adversary can compute any function on the output (e.g., rounding or applying the modulo operation) without reducing privacy.

In practice, differential privacy can be used in *central* mode, whereby a server adds noise to an aggregation function computed over multiple data points from clients, or in *local* mode, whereby clients add noise to data points before sharing them with a server. While local differential privacy is typically noisier than the central variant, it also requires fewer trust assumptions of the server. Since servers are considered potential adversaries in our threat model (§2.2), we use local differential privacy to protect VR users in this paper. Specifically, we implement local differential privacy using the Bounded Laplace Mechanism [33], [25] for continuous attributes and randomized response [84] for Boolean attributes.

Bounded Laplace Mechanism. The Laplace mechanism [25], known as the “workhorse of differential privacy,” is a popular method for continuous attributes; however, its infinite distribution’s support can yield edge cases with semantically erroneous results (e.g., a negative value for the height attribute). Thus, in this paper, we use the Bounded Laplace mechanism [33], which re-scales the noise distribution according to the privacy parameters and deterministic value, then samples outputs until a value falls within pre-determined bounds, without compromising differential privacy. In case the input is initially outside the bounds, the mechanism clips it to the closest lower or upper bound. Additionally, we employ the modified sampling technique of Holohan et. al [34] to avoid a known finite floating-point vulnerability of other differential privacy implementations [57].

Randomized Response. To achieve local differential privacy for Boolean attributes, we can apply the randomized response method from Warner [84], which is $(\epsilon = \ln 3)$ -differentially private [25]: (i) the client flips a coin, (ii) if heads, the client sends a truthful response, (iii) else, the client flips a coin again and sends “true” if heads and “false” if tails. One can vary ϵ by changing the bias of the coin flip.

3. VR Privacy Defenses

In this section, we provide a differentially-private framework for user data attribute protection in VR. We define each attribute defense in terms of abstract coordinate transformations, without regard to any specific method of implementation. Later, in §4, we describe a concrete system for implementing these defenses within VR applications.

Our “incognito mode” defenses aim to prevent adversaries from tracking VR users across sessions in the metaverse. In practice, this means limiting the number of data attributes adversaries can reliably harvest from users and use to infer their identity. Local differential privacy (LDP) is the primary tool that allows us to achieve this with a mathematically quantifiable degree of privacy. LDP has the effect of significantly widening the range of attribute values observed by an adversary given a particular ground truth attribute value of a user. In doing so, it ensures that the observable attribute profile of a user always significantly overlaps with that of at least several other users, thus making a precise determination of identity infeasible. The noise added by LDP may have some negative impacts on user experience, as is the case with incognito mode in browsers. However, users can tune the privacy parameter (ϵ) to reduce the impact of noise on user experience as required.

Upon initiating a new metaverse session (i.e., connecting to a VR server), the defenses generate a random set of “offset” values, which are then used throughout the session to obfuscate attributes within the VR telemetry data stream through a set of deterministic coordinate transformations. The re-randomization of offset values at the start of each session ensures that all usage sessions of a user are statistically unlinkable.¹ On the other hand, these offsets remain consistent within a session to ensure adversaries never receive more than one view of sensitive attribute values.

What follows are the specific differentially-private coordinate transformations that protect user data attributes (and thus allow them to “go incognito”) in VR. While for simplicity this section considers the protections for each attribute in isolation, in practice, our implementation uses a relative transformation hierarchy to allow any set of enabled defenses to seamlessly combine with each other (see §4.4). The coordinates used throughout this paper refer to the left-handed, Y-up Unity coordinate system, pictured in Fig. 2.

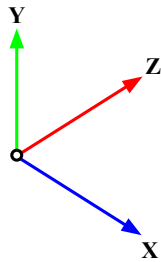


Figure 2: Left-handed, Y-up Unity 3D coordinate system.

1. Methods for tracking users that are not unique to VR (such as via their IP addresses) are not considered to be within the scope of this paper.

3.1. Preliminaries

In our setting, LDP protects against adversaries with knowledge of observed attributes across all user sessions except for the current session of a target user (D'). Sequential composition allows us to provide an upper bound for a user’s privacy budget as the sum of each ϵ used per attribute.

We identified the Bounded Laplace mechanism [33] as our tool of choice for protecting continuous attributes like *height*, *wingspan*, and *room size* in VR because it produces random noise centered around the sensitive value (e.g., *height*) while preserving the semantic consistency of the attribute (e.g., *height* > 0). The Laplacian noise distribution is preferable over, e.g., simply imbuing uniformly distributed random noise, because it has the property of minimizing the mean-squared error of any attribute at a given privacy level (ϵ) [41], thereby minimizing its impact the user experience.

Where Boolean attributes are concerned, we use randomized response [84] with a weighted coin to provide ϵ -differential privacy for chosen values of ϵ . The use of randomized response over simpler mechanisms (e.g., a single coin flip) aligns Boolean attributes with the same ϵ -differential privacy framework as continuous attributes, and thus allows the ϵ values of multiple attributes to be combined into a single “privacy budget” if desired.

Throughout this paper, we use the following standard variable notation in our algorithm statements:

- v : sensitive deterministic value (“ground truth”)
- (l_v, u_v) : population bounds of v
- $\epsilon \geq 0$: differential privacy parameter
- p : randomized response coin bias
- (x_h, y_h, z_h) : headset coordinates
- (x_r, y_r, z_r) : right controller coordinates
- (x_l, y_l, z_l) : left controller coordinates

For a given attribute a (e.g., *height*), we use a' (e.g., *height'*) to denote the LDP-protected value an adversary observes. Our use of local differential privacy requires Δ to cover the entire range of the bounded interval $[l, u]$ ($\Delta = |u - l|$). Alg. 1 contains helper functions for the mechanisms discussed here that will be used throughout §3.

Algorithm 1: Preliminaries for privacy defenses.

```

1 Function LDPNoisyOffset ( $v, \epsilon, l_v, u_v$ ):
2   return BoundedLaplacianNoise( $v, |u_v - l_v|, \epsilon, l_v, u_v$ )
3 Function RandomizedResponse ( $v, p$ ):
4    $r = \text{Random}(0, 1)$ 
5   if  $r \leq p$  then
6     return  $v$ 
7   else
8     return  $r \leq p$ 
9 Function PolarTransform ( $x_r, z_r, x_l, z_l$ ):
10   $\vec{d}_r = \langle x_r, z_r \rangle - \langle \frac{x_r + x_l}{2}, \frac{z_r + z_l}{2} \rangle$ 
11   $\vec{d}_l = \langle x_l, z_l \rangle - \langle \frac{x_r + x_l}{2}, \frac{z_r + z_l}{2} \rangle$ 
12   $d_r, d_l = |\vec{d}_r|, |\vec{d}_l|$ 
13   $\alpha_r, \alpha_l = \text{ArcTan}(\vec{d}_{r_x}, \vec{d}_{r_z}), \text{ArcTan}(\vec{d}_{l_x}, \vec{d}_{l_z})$ 
14  return  $d_r, d_l, \alpha_r, \alpha_l$ 

```

3.2. Continuous Attributes

Using the preliminaries established above, and in particular the Bounded Laplace mechanism, we now describe coordinate transformations for protecting continuous attributes in VR. Each defense begins by calculating an *offset* using the `LDPNoisyOffset` helper function before diverging into two distinct categories: *additive offset* defenses, which protect attributes such as *interpupillary distance* (IPD) that are not expected to change over the course of a session, and *multiplicative offset* defenses, which protect attributes like *squat depth* that might be updated each frame.

Additive Offset

There are three continuous attributes that we can protect through the simple use of an additive offset: *interpupillary distance* (IPD), *height*, and *voice pitch*. Simply adding the fixed *offset* value to the ground truth as a one-time transformation is sufficient to protect these attributes without impacting usability due to the relatively static nature of such attributes throughout a session, with the resulting defenses being shown in Alg. 2.

IPD. We start with IPD as it is amongst the easiest attributes to defend due to the fact that it should not reasonably be expected to change during a session. Our suggested countermeasure to attacks on IPD defends the player by scaling their avatar such that when an adversary measures the gap between their left and right eyes, the distance will correspond to a differentially private value.

Height. A typical method for inferring the height of a VR user is to record the y-coordinate of the VR headset (y_h) over the course of a session, and then use the highest observed coordinate (or, e.g., the 99th percentile) as a direct linear correlate of height. This attack is effective because $y_h = \text{height}$ when a user is standing upright, which they generally are for a large portion of their session.

Our suggested countermeasure is therefore to simply adjust y_h by *offset* at all times. We also suggest adjusting y_r and y_l by *offset* so that the relative distance between the user’s head and hands appears to remain unchanged. When applying the additive offset defense, the adversary now observes the differentially-private value $y'_h = \text{height} + \text{offset}$.

In an unusual application where users are required to get close to the ground, the relative error of a fixed offset can grow to become disproportionate. In fact, in an extreme scenario where a user decides to lie flat on the ground, an adversary may observe $y'_h = 0 + \text{offset}$, which could defeat the privacy of this method by revealing *offset*. Thus, in any application where this is seen as a plausible scenario, one may instead prefer to use a *multiplicative offset* for height.

Voice. An attacker can also fingerprint a VR user by observing the median frequency of their speech as measured by a microphone on their VR device, which they can use in particular to infer a user’s gender in addition to simply being

a unique identifier. Thus, we suggest pitch-correcting the voice stream according to the differentially-private *offset*. As with IPD, the attacker can now only observe a differentially private $\text{pitch} + \text{offset}$ value. Incidentally, we found that this defense is also sufficient to confuse machine learning models which attempt to infer the user’s ethnicity based on their accent (see §5), though that effect may be less resilient.

Studies which focus entirely on speech privacy [88] have presented more sophisticated techniques for obfuscating voice than the ones discussed here, but we include this differentially-private defense for completeness given the inclusion of speech attributes in VR attack papers [62].

Algorithm 2: Local differential privacy for continuous numerical attributes with additive offsets.

```

1 Function NoisyIPD ( $IPD, \epsilon, l_i, u_i$ ):
2    $\text{offset} = \text{LDPNoisyOffset}(IPD, \epsilon, l_i, u_i)$ 
3    $IPD' = IPD + \text{offset}$ 
4   return  $IPD'$ 
5 Function NoisyHeight ( $y_h, y_r, y_l, \text{height}, \epsilon, l_h, u_h$ ):
6    $\text{offset} = \text{LDPNoisyOffset}(\text{height}, \epsilon, l_h, u_h)$ 
7    $y'_h, y'_r, y'_l = y_h + \text{offset}, y_r + \text{offset}, y_l + \text{offset}$ 
8   return  $y'_h, y'_r, y'_l$ 
9 Function NoisyPitch ( $\text{pitch}, \epsilon, l_p, u_p$ ):
10   $\text{offset} = \text{LDPNoisyOffset}(\text{pitch}, \epsilon, l_p, u_p)$ 
11   $\text{pitch}' = \text{pitch} + \text{offset}$ 
12  return  $\text{pitch}'$ 

```

Multiplicative Offset

We now turn our attention to those attributes for which a more dynamic approach is required. Consider, for example, the case of *wingspan*, where the perceived distance between a user’s hands should still appear to be 0 when their hands are touching, but should reflect $\text{wingspan} + \text{offset}$ when their hands are fully extended. Simply adding *offset* to the distance in all situations, as is done in the *additive offset* approach, is now insufficient to achieve this property.

We present in this section *multiplicative offset* defenses for a variety of attributes, as outlined in Alg. 3, but we first argue why this approach maintains differential privacy, emphasizing that applying a fixed *offset* multiplicatively is very different from re-sampling the random *offset* value.

Proposition 1. *Given an single individual’s ground truth value $v \in [l, u]$ collected locally once, where l and u are the lower and upper bounds of possible values of v , and an *offset* N sampled once from a differentially private distribution, broadcasting any $v' = \frac{w}{v}(v + N)$ to a server protects v with differential privacy, where $w \in [0, v]$ is a real-time value continuously generated locally.*

Proof: Firstly, an adversary cannot learn the sensitive value from the ratio $\frac{w}{v} \in [0, 1]$ without knowing w . Thus, an adversary can only learn $v + N$ from the possible stream of broadcasted values $v' = \{0, \dots, v + N\}$ sent to the server. Given that N is sampled from a differentially private distribution s.t. $v + N$ is centered around v , $v + N$ is immune to post-processing and is thus differentially private [25]. \square

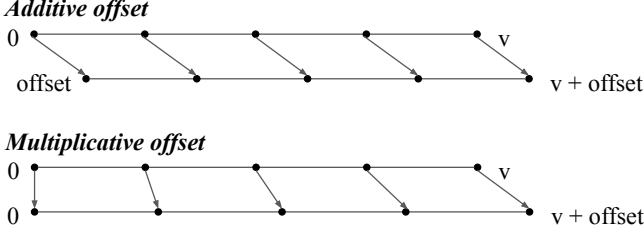


Figure 3: Additive vs. multiplicative offset transformations.

Squat Depth. Prior works have shown that an adversary can assess a proxy of a user’s physical fitness by covertly prompting the users to squat and measuring their *squat depth*, i.e., $height - y_h$, where y_h is the lowest headset coordinate recorded during the squat. Therefore, the aim of this defense is to ensure that an adversary can only observe a differentially private squat depth value. While this could be achieved by setting a strict lower bound on y_h , doing so has the potential to be disorienting and could potentially have a negative impact on the VR user experience perspective.

Instead, our suggested defense dynamically offsets y_h such that y'_h smoothly transitions from $height$ to $height - depth + noise$ as y_h goes from $height$ to $height - depth$ (independent of any defenses to $height$). Consequently, the adversary can only collect the noisy depth after calculating the gradient between the observed $height$ and lowest y'_h :

$$\begin{aligned} \text{offset} &= \left(height - \frac{height - y_h}{depth} * depth' \right) - y_h \\ \therefore height - y'_h &= height - y_h - \text{offset} \\ &= depth - height + depth' + y_h = depth'. \end{aligned}$$

Thanks to post-processing immunity, any operation performed on $depth'$ will not compromise differential privacy, and when measuring $height - y'_h$, the adversary can only learn the differentially private gradient in the range $[0, depth']$. As a result, the defense obscures the user’s actual squat depth (and thus physical fitness).

Wingspan. The wingspan attribute is harvested in a fundamentally similar way to height, with an adversary monitoring the distance d between the left and right controllers over the course of a usage session and using the maximum observed value of d as a strong correlate of the user’s wingspan. A VR environment could require a user to fully extend their arms for seemingly legitimate gaming purposes, thus revealing their wingspan to potential attackers. However, as discussed at the start of this section, adding an additive offset to d does not necessarily allow $d = 0$ when the user’s hands are touching, which is desirable for UX.

In function `NoisyWingspan` of Alg. 3, we formally introduce the corresponding defense, where arm_R and arm_L are the arm length measurements in VR. As with our protection of squat depth, we ensure that the noise scales smoothly to preserve as much user experience as possible. As a result, when the user’s hands are at the same coordinates, the observed distance is 0; thus, when the user touches their physical hands, the virtual hands also touch. On the other hand, when the arms are extended

completely, the real-time distance between the controllers and their midpoint become $d_r = arm_R$ and $d_l = arm_L$, i.e. $d_r + d_l = span$. In such a position, the observed wingspan becomes differentially private:

$$\begin{aligned} \text{offset} &= \frac{d_r}{arm_R} * \frac{span'}{2} - d_r + \frac{d_l}{arm_L} * \frac{span'}{2} - d_l \\ \therefore \frac{span'}{2} - d_r + \frac{span'}{2} - d_l &= span' - (d_r + d_l) = \text{offset} \end{aligned}$$

The defense adds half the noise to each arm. Consequently, the adversary will only observe a differentially private wingspan value when using the controllers’ coordinates ((x_r, z_r) and (x_l, z_l)) to calculate the distance:

$$|\langle x_r, z_r \rangle - \langle x_l, z_l \rangle| = \frac{span'}{2} + \frac{span'}{2} = span'$$

As with physical fitness, post-processing immunity protects the sensitive values, and the adversary can only learn $span'$ from the observed distances in the range $[0, span']$.

Arm Length Ratio. If an adversary manages to measure the wingspan of a user, determining the arm length ratio is possible by using the headset as an approximate midpoint. As function `NoisyArms` of Algorithm 3 shows, the corresponding defense is almost equivalent to that of the user’s *wingspan*, but while the wingspan protection adds noise symmetrically to both arms, in this case, we add noise asymmetrically to obfuscate the ratio of arm lengths.

Room Size. Lastly, previous works have demonstrated that an adversary can determine the dimensions of a user’s play area by observing the range of their movement. Once again, an additive offset would fail to defend against this attack by simply shifting the user’s position rather than affecting their movement range. We therefore employ a similar technique as with the other multiplicative offset transformations in that the dynamic noise at the center of the room is 0, which increases as the user approaches the edges of their play area.

When the user is at the center of the room, $(x_h, z_h) = (0, 0)$, the offsets are 0. When the user is at a corner of the room, e.g., at $(x_h, z_h) = (\frac{width}{2}, \frac{length}{2})$, the offsets become half the noise added to each room dimension $(\frac{Noise_x}{2}, \frac{Noise_z}{2})$. Consequently, the adversary can only collect the noisy room dimensions, e.g., for width: $x'_h = x_h + \text{offset}_x = \frac{width/2}{width} * width' = \frac{width'}{2}$. Thus, the adversary would only learn a differentially private room dimension from observing x'_h in the range $[0, \frac{width'}{2}]$, with the same being true of $length$. Note that offsets added to x_h and z_h are intentionally chosen independently so that the adversary cannot even learn the proportions of the room.

3.3. Binary Attributes

We now switch our focus to attributes like *handedness* which can be represented as Boolean variables. For such attributes, we deploy the `RandomizedResponse` function of Alg. 1. Specifically, if randomized response suggests the use of an untruthful response, the user’s virtual avatar is mirrored for other users, as is their view of the virtual world. While the user can still interact with the world and other avatars normally, we found that this approach comes

Algorithm 3: Local differential privacy for continuous attributes with multiplicative offsets.

```

1 Function NoisyDepth ( $y_h, y_r, y_l, height, depth, \varepsilon, l_d, u_d$ ):
2    $depth' = depth + \text{LDPNoisyOffset}(depth, \varepsilon, l_d, u_d)$ 
3    $offset = \left( height - \frac{(height - y_h) * depth'}{depth} \right) - y_h$ 
4    $y'_h, y'_r, y'_l = y_h + offset, y_r + offset, y_l + offset$ 
5   return  $y'_h, y'_r, y'_l$ 
6 Function
   NoisyWingspan ( $x_r, z_r, x_l, z_l, arm_R, arm_L, \varepsilon, l_w, u_w$ ):
7    $span = arm_R + arm_L$ 
8    $span' = span + \text{LDPNoisyOffset}(span, \varepsilon, l_w, u_w)$ 
9    $d_r, d_l, \alpha_r, \alpha_l = \text{PolarTransform}(x_r, z_r, x_l, z_l)$ 
10   $offset_r = \frac{d_r}{arm_R} * \frac{span'}{2} - d_r$ 
11   $offset_l = \frac{d_l}{arm_L} * \frac{span'}{2} - d_l$ 
12   $offset_{r_x}, offset_{r_z} = offset_r * \cos(\alpha_r), offset_r * \sin(\alpha_r)$ 
13   $offset_{l_x}, offset_{l_z} = offset_l * \cos(\alpha_l), offset_l * \sin(\alpha_l)$ 
14   $x'_r, z'_r = x_r + offset_{r_x}, z_r + offset_{r_z}$ 
15   $x'_l, z'_l = x_l + offset_{l_x}, z_l + offset_{l_z}$ 
16  return  $x'_r, z'_r, x'_l, z'_l$ 
17 Function
   NoisyArms ( $x_r, z_r, x_l, z_l, arm_R, arm_L, \varepsilon, l_{rat}, u_{rat}$ ):
18   $span = arm_R + arm_L$ 
19   $ratio = \frac{arm_R}{span}$ 
20   $ratio' = ratio + \text{LDPNoisyOffset}(ratio, \varepsilon, l_{rat}, u_{rat})$ 
21   $d_r, d_l, \alpha_r, \alpha_l = \text{PolarTransform}(x_r, z_r, x_l, z_l)$ 
22   $offset_r = \frac{d_r}{arm_R} * span * ratio' - d_r$ 
23   $offset_l = \frac{d_l}{arm_L} * span * \frac{1}{ratio'} - d_l$ 
24   $offset_{r_x}, offset_{r_z} = offset_r * \cos(\alpha_r), offset_r * \sin(\alpha_r)$ 
25   $offset_{l_x}, offset_{l_z} = offset_l * \cos(\alpha_l), offset_l * \sin(\alpha_l)$ 
26   $x'_r, z'_r = x_r + offset_{r_x}, z_r + offset_{r_z}$ 
27   $x'_l, z'_l = x_l + offset_{l_x}, z_l + offset_{l_z}$ 
28  return  $x'_r, z'_r, x'_l, z'_l$ 
29 Function
   NoisyRoom ( $x_h, z_h, x_r, z_r, x_l, z_l, L, W, \varepsilon, l_L, u_L, l_W, u_W$ ):
30   $L' = L + \text{LDPNoisyOffset}(L, \varepsilon, l_L, u_L)$ 
31   $W' = W + \text{LDPNoisyOffset}(W, \varepsilon, l_W, u_W)$ 
32   $offset_x, offset_z = \frac{x_h}{W} * W' - x_h, \frac{z_h}{L} * L' - z_h$ 
33   $x'_h, x'_r, x'_l = x_h + offset_x, x_r + offset_x, x_l + offset_x$ 
34   $z'_h, z'_r, z'_l = x_h + offset_z, z_r + offset_z, z_l + offset_z$ 
35  return  $x'_h, x'_r, x'_l, z'_h, z'_r, z'_l$ 

```

at the cost of all text appearing to be backwards absent any special corrective measures.

Handedness. An adversary may observe a user’s behavior, e.g., which hand they use to interact with virtual objects, to determine their handedness over time. Mirroring the user’s avatar randomly on each VR session obfuscates handedness.

Arm Length Asymmetry. Using a mirrored avatar also provides plausible protection against adversaries observing which arm is longer; however, there is a large degree of overlap between this defense and that of *arm length ratio*.

3.4. Network Communication Attributes

Finally, we turn our attention to network-layer attributes, namely *latency*, which reveal *geolocation* via multilateration, and *throughput*, which can reveal the *VR device*

model. Such attributes are extremely difficult to protect with differential privacy due to their one-way boundedness; for example, while we can add artificial delay to increase perceived latency, there is no way to decrease the latency of a system below its intrinsic value, which would be necessary to provide differential privacy based on the ground truth. Instead, we resort to clamping, which has the effect of grouping observed attribute values into distinct clusters that effectively anonymize users within their cluster.

Geolocation. A server attacker can observe the round-trip delay of a signal traveling between a VR client device and multiple servers to determine a user’s location via multilateration (hyperbolic positioning). Furthermore, prior works suggest a user attacker can also use the round-trip delay of the target’s audio signal as a proxy for latency. In response, our defense clamps the latency of all broadcasted signals to a fixed round-trip delay by artificially delaying each packet. Due to the sensitivity of hyperbolic positioning, even a 1 ms offset can skew the adversaries’ prediction by ≈ 300 km.

Reaction time. Likewise, adversaries can measure a user’s reaction time by timing the delay between a stimulus (e.g., a visual or audio cue) and the user’s response. In addition to being a further identifying metric, reaction time is also highly correlated with age [86]. While the technical defense for reaction time is largely equivalent to that of geolocation, the specific clamping values are different because the sensitivity of the underlying attributes vary greatly. If the defenses for geolocation and reaction are simultaneously enabled, the higher latency clamp should be applied so as to protect both.

Refresh/Tracking Rate. Finally, a server attacker can use the telemetry throughput to ascertain the VR headset’s refresh and tracking rate and thus potentially identify the make and model of a user’s VR device. Moreover, user attackers can leverage a VR environment with moving objects that users perceive differently depending on their refresh rates to determine the refresh rate of the VR display. Thus, our defenses clamp the rate at which the VR device broadcasts its tracked coordinates to obfuscate the true device specifications.

Summary. While our aim in this section was to be as thorough as possible with regard to covering known VR privacy attacks, we by no means claim to have comprehensively addressed every possible VR privacy threat vector. Instead, we hope to have accomplished two simple goals. Firstly, we believe the combined defenses of this section are sufficient to significantly hinder attempts to deanonymize users in the metaverse. Within a large enough group of users, adversaries may have to combine dozens of unique attributes to reliably identify individuals; the absence of the low-hanging attributes discussed herein should obstruct their ability to do so. Secondly, we hope that the attributes covered in this section were diverse enough, and the corresponding defenses flexible enough, to be extended to future VR privacy threats.

With these goals in mind, in §4, we present a practical system implementing the defenses of this section, which we hope privacy practitioners will be able to expand upon in the future as new VR privacy threats come to light.



Figure 4: Mixed reality photo of a player using “MetaGuard,” our implementation of incognito mode for VR.

4. VR Incognito Mode

In this section, we introduce “MetaGuard,”² our practical implementation of the defenses presented in §3 and the first known “incognito mode” for the metaverse. We built MetaGuard as an open-source Unity (C#) plugin that can easily be patched into virtually any VR application using MelonLoader [2].³ We begin by describing the options and interface made available to MetaGuard users. We then discuss our choice of DP parameters (ϵ , attribute bounds, etc.) and outline how MetaGuard calibrates noise to each user. Finally, we describe the concrete game object transformations applied to the virtual world to implement the defenses of §3. Fig. 4 shows a mixed reality photo of a player using the MetaGuard VR plugin within a virtual world.

4.1. Settings & User Interface

The main objective of MetaGuard is to protect VR user privacy while minimizing usability impact. The flexible interface of MetaGuard (shown in Fig. 5) reflects this goal, allowing users to tune the defense profile according to their preferences and to the needs of the particular VR application in use. Specifically, we expose the following options:

(A) Master Toggle. The prominent master switch allows users to “go incognito” at the press of a button, with safe defaults that invite (but don’t require) further customization.

(B) Feature Toggles. The feature switches allow users to toggle individual defenses according to their needs; e.g., in a game like Beat Saber [10], users may wish to disable defenses that interfere with gameplay (i.e., wingspan and arm lengths), while keeping other defenses enabled.

2. Short for “Metaverse Guard.”

3. Unlike mobile apps, desktop VR apps can be modified by end users.

(C) Privacy Slider. Lastly, we present users with a “privacy level” slider that adjusts the privacy parameter (ϵ) for each defense, allowing users to dynamically adjust the inherent trade-off between privacy and accuracy when using the defenses of §3. Users can choose from the following options:

- **High Privacy**, intended for virtual telepresence applications such as VRChat [35] and others [53], [51].
- **Balanced**, intended for casual gaming applications, such as virtual board games requiring some dexterity [3].
- **High Accuracy**, intended for noise-sensitive competitive gaming applications [73] such as Beat Saber [10].

We generally refer to these options simply as the “low,” “medium,” and “high” privacy settings.

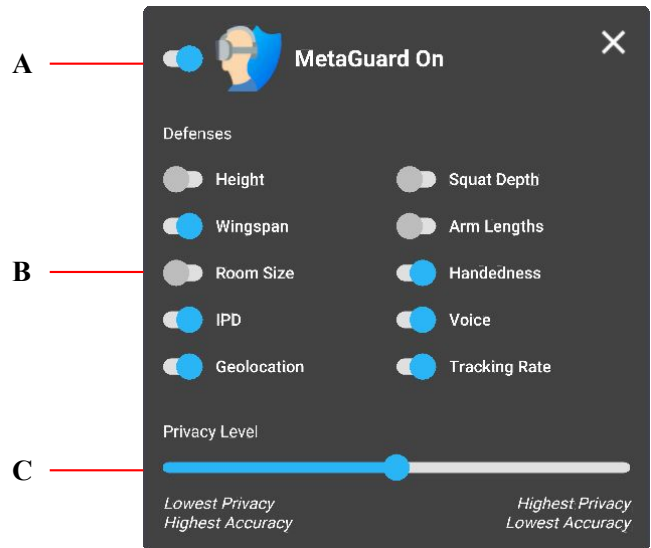


Figure 5: VR user interface of MetaGuard plugin.

4.2. Selecting ϵ -Values & Attribute Bounds

As discussed in §2.4, the level of privacy provided by the defenses of §3 depends on the appropriate selection of DP parameters, namely ϵ , Δ , and attribute bounds. Although our approach in MetaGuard is to allow users to adjust the privacy parameter (ϵ) according to their preferences, we must nevertheless translate the semantic settings of “low,” “medium,” and “high” privacy into concrete ϵ -values, noting that a given privacy level may translate to a different ϵ -value for each attribute depending on its sensitivity to noise. Furthermore, the specific lower bound (l) and upper bound (u) of each attribute (and thus $\Delta = |u - l|$) must be determined in order to use the Bounded Laplace mechanism. This section outlines our method of selecting these values, with the results shown in Tab. 2.

Selecting ϵ -Values & Clamps

Continuous Anthropometrics. We conducted a small empirical analysis to select appropriate ϵ -values for each of the continuous anthropometric attributes at each privacy level. We began by selecting three VR applications (VRChat [35], Tabletop Simulator [3], and Beat Saber [10]) that represent the most popular examples of the intended use cases for the high, medium, and low privacy modes respectively. We then tested a wide range of ϵ -values for each attribute in each application while monitoring their effect on usability. For example, in Beat Saber, we had both a novice and expert-level player complete the same challenges at different ϵ -values to evaluate the impact of noise on in-game performance. By contrast, in VRChat, we were simply interested in the impact of noise on the ability to hold a conversation (e.g., to maintain virtual “eye contact”).

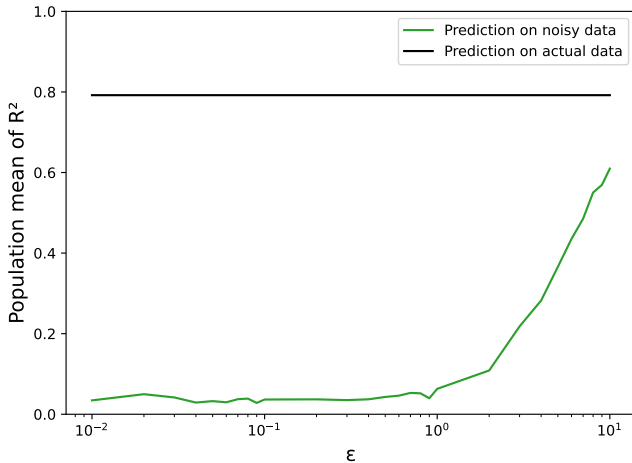


Figure 6: Coefficients of determination of height from predictions on actual vs. noisy data as ϵ increases.

Next, we analyzed the concrete privacy impact of candidate ϵ choices by simulating attackers at a variety of ϵ -values. For example, Fig. 6 illustrates that for the height

attribute, the vast majority of privacy benefit is already realized at $\epsilon = 1$. We combined these results with the findings of our usability analysis to produce the final ϵ -values shown in Tab. 2 according to the appropriate balance of privacy and usability for the intended use of each level.

Binary Anthropometrics. For attributes where the defenses of §3 suggest the use of randomized response, we selected ϵ -values such that the corresponding prediction accuracy was degraded by 15%, 50% and 85% at the low, medium, and high privacy levels respectively.

Voice. Although technically a continuous anthropometric, vocal frequency cannot be calibrated via playthroughs due to the lack of a tangible impact on gameplay performance. Instead, we selected ϵ -values which degraded inference of gender by roughly 25%, 50% and 75% at the low, medium, and high privacy levels respectively.

Clamps. Finally, for attributes where the corresponding defense of §3 suggests clamping, we chose clamp values which have the effect of anonymizing users within progressively larger groups. For example, for refresh/tracking rate, we selected clamps which hide users within the set of high (90Hz [29]), medium (72Hz [52]), and low (60Hz [74]) fidelity VR devices. For the latency-related attributes, we selected values below the perceptible 100ms threshold [13], [56], [60] that significantly decreased prediction accuracy.

Selecting Attribute Bounds

Finally, beyond ϵ , the Bounded Laplace mechanism also requires attribute bounds to constrain the outputs to semantically consistent values. We used public datasets to obtain the 95th percentile bounds for anthropometric measurements [14], [21], [69], [72]; our use of local DP causes Δ to reflect the full range of possible values. For room size, we extracted the bounds from official VR setup specifications [83]. We list the bounds and corresponding references in Tab. 2.

Data Point	Bounds		Privacy Levels		
	Lower	Upper	Low	Medium	High
Height [14]	1.496m	1.826m	$\epsilon=5$	$\epsilon=3$	$\epsilon=1$
IPD [21]	55.696mm	71.024mm	$\epsilon=5$	$\epsilon=3$	$\epsilon=1$
Voice Pitch [69]	85 Hz	255 Hz	$\epsilon=6$	$\epsilon=1$	$\epsilon=0.1$
Squat Depth [62]	0m	0.913m	$\epsilon=5$	$\epsilon=3$	$\epsilon=1$
Wingspan [72]	1.556m	1.899m	$\epsilon=3$	$\epsilon=1$	$\epsilon=0.5$
Arm Ratio [62]	0.95	1.05	$\epsilon=3$	$\epsilon=1$	$\epsilon=0.5$
Room Size [83]	0m	5m	$\epsilon=0.1$	$\epsilon=1$	$\epsilon=3$
Handedness	0	1	$\epsilon=1.28$	$\epsilon=0.88$	$\epsilon=0.73$
Latency (Geolocation)	Clamped		25ms	30ms	50ms
Reaction Time	Clamped		10ms	20ms	100ms
Refresh/Tracking Rate	Clamped		90 Hz	72 Hz	60 Hz

TABLE 2: Selected ϵ , clamps, and attribute bound values.

We emphasize that the sole purpose of our informal experimentation in this section is to set a reasonable range of ϵ -values that cover a variety of VR use cases. Given the lack of consensus on a formal method for selecting DP parameters [23], our choices simply serve to establish a plausible spectrum of ϵ -values corresponding to our perceived boundaries of the privacy-usability trade-off. The power to select exactly which point on this spectrum is best suited for a particular application remains with the end user.

4.3. Ground Truth Calibration & Noise Centering

One final parameter is required to successfully implement the continuous attribute defenses of §3: the ground truth attribute values of the end user. Centering the Laplacian noise distribution around the ground truth attribute values of the current user has the effect of minimizing noise for as many users as possible, particularly those who are outliers.

To achieve this, the MetaGuard extension calculates instantaneous ground truth estimates upon instantiation using the method shown in Fig. 7. Specifically, the OpenVR API [80] provides MetaGuard with one-time snapshot locations of the user’s head, left and right eyes, left and right hands, and a plane representing the play area. Estimates for the ground truth values of height, wingspan, IPD, room size, and left and right arm lengths can then be derived from these measurements. We note that the privacy of MetaGuard is not dependent on the accuracy of the ground truth estimates, which exist only to ensure that the added noise is not more than is necessary to protect a given user.

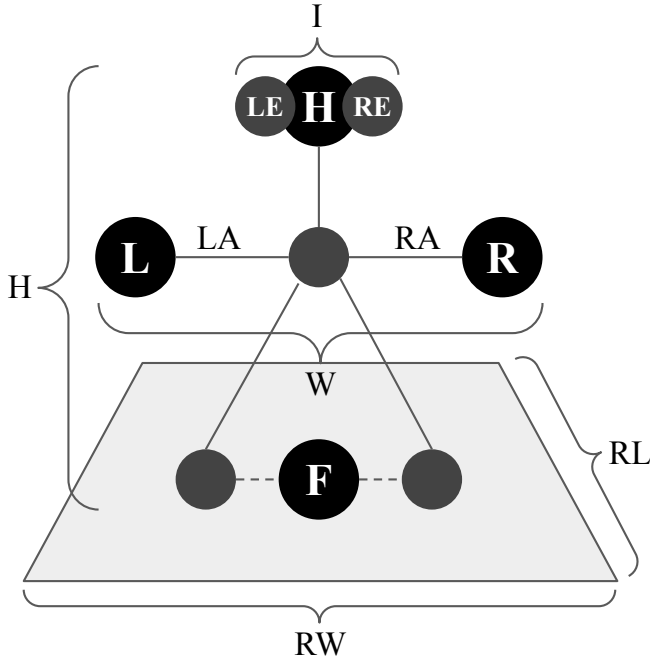
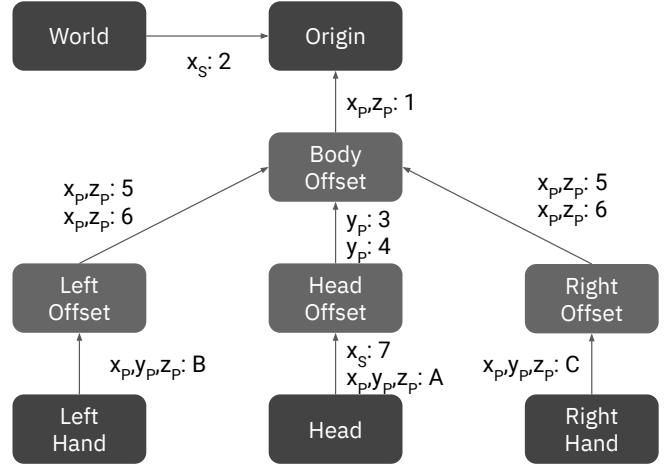


Figure 7: Instantaneous calibration of ground truth for height (H), left arm (LA), right arm (RA), wingspan (W), IPD (I), room width (RW), and room length (RL), using head (H), floor (F), left/right controllers (L/R); figure not to scale.

4.4. Defense Implementation

We now finally provide a complete description of our “VR Incognito Mode” system for implementing the defenses of §3 in light of the interface, ϵ -values, bounds, and calibration procedures described above. Our implementation follows two phases: a *setup phase*, which executes exactly once on the frame when a defense is enabled, and an *update phase*, which executes every frame thereafter.



Key	Transformations (Defenses)
c_p : Coordinate position	1. Room Size Transform
c_s : Coordinate scale	2. Binary Transform
Tracking (Telemetry)	3. Height Transform
A. Head Tracking	4. Fitness Transform
B. Left Hand Tracking	5. Wingspan Transform
C. Right Hand Tracking	6. Arm Transform
	7. IPD Transform

Figure 8: Game object hierarchy with existing (dark grey) and inserted (light grey) game objects, and coordinate transformations used to implement VR Incognito Mode defenses.

Setup Phase. When a defense is first enabled, the MetaGuard system uses the calibration procedures of §4.3 to estimate the ground truth attribute values of the user. These ground truth values are then used in combination with the ϵ -values and bounds of §4.2 to calculate noisy offsets corresponding to each privacy level using the methods outlined in §3, and are then immediately discarded from program memory (with only offsets retained) so as to minimize the chance of unintentional data leakage. By default, the Unity game engine uses telemetry data from OpenVR [82] to position game objects within a virtual environment, which are then manipulated by a VR application. During the setup phase, the system modifies the game object hierarchy by inserting intermediate “offset” objects as shown in Fig. 8.

Update Phase. During the update phase, the system first checks which defenses the user has enabled in the interface (see §4.1). For all disabled attributes, the corresponding offset transformations in the game object hierarchy (as shown in Fig. 8) are set to the identity matrix. For each enabled feature, the system implements the corresponding defense of §3 by fetching the noisy attribute value calculated during the setup phase for the currently-selected privacy level and enabling the relevant coordinate transformation on one or more of the inserted offset objects such that the observable attribute value matches the noisy attribute value. Specifically, Fig. 8 illustrates how the position of each game object is defined with respect to another object in the hierarchy, and how the defenses modify the relative position or scale of each object with respect to its parent.

Table 3A: Primary and Secondary Attributes

Attribute	Metric	No Privacy	Low Privacy	Medium Privacy	High Privacy
Height	Within 5cm	70%	53.07% $\pm 2.41\%$	45.00% $\pm 2.35\%$	32.63% $\pm 2.3\%$
	Within 7cm	100%	68.6% $\pm 2.18\%$	58.17% $\pm 2.09\%$	44.47% $\pm 2.43\%$
	R ²	0.79	0.37 ± 0.040	0.22 ± 0.035	0.06 ± 0.020
Physical Fitness	Categorical	90%	86.11% $\pm 2.65\%$	79.11% $\pm 2.60\%$	61.56% $\pm 4.15\%$
IPD (Vive Pro 2)	Within 0.5mm	96%	18.53% $\pm 1.76\%$	13.40% $\pm 1.33\%$	11.10% $\pm 1.24\%$
	R ²	0.991	0.399 ± 0.041	0.165 ± 0.031	0.068 ± 0.019
IPD (All Devices)	Within 0.5mm	87%	19.47% $\pm 1.81\%$	14.17% $\pm 1.35\%$	12.17% $\pm 1.26\%$
	R ²	0.857	0.318 ± 0.038	0.134 ± 0.027	0.068 ± 0.017
Wingspan	Within 7cm	87%	53.93% $\pm 3.61\%$	42.13% $\pm 3.32\%$	40.80% $\pm 2.80\%$
	Within 12cm	100%	78.80% $\pm 2.76\%$	66.00% $\pm 3.31\%$	65.46% $\pm 3.14\%$
	R ²	0.669	0.134 ± 0.042	0.047 ± 0.019	0.036 ± 0.021
Room Size	Within 2m ²	78%	22.11% $\pm 2.85\%$	16.33% $\pm 2.74\%$	12.66% $\pm 2.98\%$
	Within 3m ²	97%	33.52% $\pm 3.80\%$	23.44% $\pm 3.08\%$	19.53% $\pm 2.92\%$
	R ²	0.974	0.406 ± 0.153	0.495 ± 0.171	0.360 ± 0.136
Longer Arm	≥ 1 cm Difference	63%	58.63% $\pm 5.79\%$	52.35% $\pm 6.83\%$	54.90% $\pm 5.12\%$
	≥ 3 cm Difference	100%	77.78% $\pm 13.46\%$	62.22% $\pm 15.09\%$	53.33% $\pm 15.64\%$
Handedness	Categorical	97%	85%	50%	15%
Geolocation	Within 400km	50%	0%	0%	0%
	Within 500km	90%	6.66%	0%	0%
Reaction Time	Categorical	87.50%	79.20%	62.50%	54.20%
HMD Refresh Rate	Within 3 Hz	100%	0%	0%	0%
Tracking Refresh Rate	Within 2.5 Hz	100%	0%	0%	0%
VR Device	Categorical	100%	10%	0%	0%

Table 3B: Inferred Attributes

Attribute	Metric	No Privacy	Low Privacy	Medium Privacy	High Privacy
Voice	Gender	97%	72.5% $\pm 15\%$	65% $\pm 15\%$	61.25% $\pm 13.75\%$
	Ethnicity	63%	52.5% $\pm 7.5\%$	40% $\pm 5\%$	32.5% $\pm 0.5\%$
Gender	Categorical	100%	76.5% $\pm 1.29\%$	70.47% $\pm 1.85\%$	57.19% $\pm 2.20\%$
Age	Within 1yr	100%	41.75% $\pm 1.65\%$	36.09% $\pm 1.87\%$	24.28% $\pm 1.87\%$
Ethnicity	Categorical	100%	51.25% $\pm 2.70\%$	40.75% $\pm 2.36\%$	31.37% $\pm 2.40\%$
Income	Within \$10k	100%	26.15% $\pm 1.41\%$	28.00% $\pm 1.87\%$	26.06% $\pm 2.11\%$
Identity	Identity	100%	5.44% $\pm 0.68\%$	4.59% $\pm 0.76\%$	4.0% $\pm 0.67\%$

TABLE 3: Main Results (accuracy and R² values with 99% confidence intervals)

5. Evaluation & Results

In this section, we demonstrate the effectiveness of the defenses introduced in §3 by evaluating their impact on the accuracy of a theoretical attacker. To do so, we faithfully replicated the attacks of the MetaData [62] and TTI [54] studies to measure their accuracy both with no defenses and with the MetaGuard extension at the low, medium, and high privacy levels. The results of this evaluation are summarized in Tab. 3. The presented accuracy values represent what a server attacker could achieve, and also provide an upper bound for the capabilities of user attackers.

5.1. Evaluation Method

We obtained anonymized frame-by-frame telemetry data recordings of the 30 user sessions from the MetaData study. Using this data, we could virtually “replay” the original sessions exactly as they occurred, and were able to reproduce the anthropometric, environmental, and device-related attacks described in the MetaData study with nearly identical

results. Next, we repeated this process thrice more for each session with MetaGuard enabled at the low, medium, and high privacy levels. The resulting decrease in attack accuracy for each attribute at each privacy level is shown in Tab. 3A.

To emulate a realistic metaverse threat environment, we streamed telemetry data from the client to a remote game server via a WebSocket. The MetaGuard extension was allowed to clamp the bandwidth and latency of this data stream as discussed in §3. The network-related attacks were then run on the server side to emulate a true server adversary.

Beyond the attacks which deterministically harvest sensitive data attributes, both the MetaData and TTI studies propose attacks using machine learning to identify users or profile their demographics. We used Azure Machine Learning [1] to replicate the published methods as closely as possible, using the same model types and metaparameters as in the original papers. Once again, we replicated the original results with nearly identical accuracy, with the decrease in accuracy corresponding to the use of the low, medium, and high privacy levels of MetaGuard being shown in Tab. 3B.

5.2. Ethical Considerations

Other than the ϵ -calibration effort described in §4.2, which was performed by the authors, this paper does not involve any original research with human subjects. Instead, our results rely on the replication of prior studies using anonymous data obtained either from public online repositories or directly from the authors of those studies. We verified that all original studies from which we obtained data were non-deceptive and were each subject to individual ethics review processes by OHRP-registered institutional review boards. Furthermore, the informed consent documents of those studies explicitly included permission to re-use collected data for follow-up studies, and we strictly followed the data handling requirements of the original consent documentation, such as the requirements to only publish statistical aggregates rather than individual data points.

5.3. Primary & Secondary Attributes

Continuous Anthropometrics. Tab. 3A shows that our defenses effectively reduce the coefficients of determination to values below 0.5 for the targeted continuous attributes. We found that physical fitness (squat depth) is the most challenging attribute to protect while preserving user experience, as it shows the smallest drops in prediction accuracy. The remaining attributes show significant decreases in attack accuracy even at the low privacy level: IPD (-67.53%), room size (-55.89% within 2m^2), wingspan (-33.07% within 7cm) and height (-16.93% within 5cm).

Binary Anthropometrics. An advantage of the randomized response technique is the precise control a practitioner can have over accuracy levels by choosing the values of ϵ . Unsurprisingly, the prediction accuracy of handedness was 85% , 50% , and 15% for the low, medium, and high privacy levels respectively, as we had chosen ϵ -values accordingly.

Network Attributes. Tab. 3A shows that the prediction accuracy of the attributes dependent on latency and throughput dramatically dropped thanks to clamping (except for reaction time, which showed a modest accuracy drop of 8.3% at a low privacy level). Altogether, the low accuracy of these predictions significantly impedes the ability of adversaries to determine which VR device an individual is using.

5.4. Inferred Attributes

The machine learning models of the MetaData study primarily use the attributes discussed above as model inputs to infer demographics. Clearly, the reduction in accuracy of these primary attributes will have a negative impact on the accuracy of inferences based on them; nonetheless, we ran the models on the noisy attributes to quantify this impact.

The results show significant accuracy drops in predicting gender (-23.5%), age (-58.25%), ethnicity (-48.75%), and income (-73.85%), even at the lowest privacy setting. Most importantly, the TTI identification model simulating an attacker identifying a user amongst the group of 30 had a significant drop in accuracy (-94.56%) at the lowest privacy setting. We thus deem MetaGuard successful at its primary goal of preventing users from being deanonymized.

6. Discussion

In this study, we set out to design, implement, and evaluate a comprehensive suite of VR privacy defenses to protect VR users against a wide range of known attacks. In the absence of any defenses, these attacks demonstrated the ability to not only infer specific sensitive attributes like height, IPD, and wingspan, but also to combine these attributes to infer demographics like age, gender, ethnicity, and income, and even to deanonymize users entirely, with a striking degree of accuracy.

Through our evaluation of MetaGuard, our practical implementation of a “VR incognito mode” plugin, we have demonstrated that ϵ -differential privacy can pose an effective countermeasure to such attacks. Our results show a considerable accuracy reduction in both the primary data attributes presented in Tab. 3A and the identification and profiling of users as shown in Tab. 3B. While the original MetaData study claimed that users could be uniquely identified amongst a group of 30 based on height and wingspan alone, the results our evaluation show that even the combination of 10 attributes is insufficient to reliably deanonymize users when MetaGuard is enabled. These results are more significant still when considered in light of the “worst-case scenario” presented by the ultra-precise high-fidelity VR systems used in the original MetaData study.

The importance of privacy-enhancing software like MetaGuard will become more pronounced as current market trends make virtual reality increasingly ubiquitous and shape the next generation of the social internet, the so-called “metaverse” [61], [70], [75]. The metaverse raises a series of concerns among researchers and users alike, with countless works already warning about the implications and ethical issues of converging social networks with VR [66], [7], [64], [40], [85], [47]. As it stands, some VR device manufacturers have been observed selling VR hardware at losses of up to \$10 billion per year [68], presumably with the goal of recouping this investment through software-based after-sale revenue, such as via surveillance advertisement [15], [7]. But despite using the terms “attacker,” and “adversary” throughout our writing, it’s likely that such actions would in practice be entirely above board, with users agreeing (knowingly or otherwise) to have their data collected. It is thus more important than ever to give users the ability to protect their data through purely technological means, independent of any warranted data privacy regulations, and to do so in a way that is as easy to use as the privacy tools they have become accustomed to using on the web.

Limitations. Our decision to base our evaluation on data from prior studies means that we inherit the biases of the original studies. In particular, the test subjects of the MetaData study from which the majority of our data is derived were not perfectly representative of the general population of VR users; for example, there was only one left-handed individual, most participants were students, and there were more men than women. Furthermore, while our evaluation method does precisely replicate the telemetry stream that

would have been generated by the original participants were they using the MetaGuard extension, it does so under the assumption that their use of MetaGuard would not have changed their behavior. The accuracy of MetaGuard could be somewhat diminished in practice if it turns out that users modify their behavior to compensate for the added noise.

Future Work. Lacking access to VR device firmware, we implemented the MetaGuard extension described in this paper at the client software layer, providing an effective defense against server and user attackers. In future work, we believe the same defenses could be easily applied at the firmware level, allowing data to also be protected from client attackers. However, protecting data from hardware or firmware-level adversaries will likely require entirely different methods to the ones presented in this paper.

While our aim in this paper was to be as comprehensive as possible when addressing VR privacy attacks, there were a few niche VR hardware features that we specifically excluded. Future systems could extend the techniques of this paper to less common VR accessories, such as pupil tracking and full-body tracking systems, that we did not address in this work. Moreover, we think it is necessary to enlarge the body of known VR privacy attack vectors, and hope the framework of the MetaGuard extension is modular enough to support implementation of their corresponding defenses.

An important aspect of the MetaGuard system is the ability for users to toggle individual VR defenses according to the requirements of the application being used. While this process is entirely manual in our implementation, in the future, the “incognito mode” system could be configured to automatically profile VR applications and determine which defenses are appropriate for a given scenario. Furthermore, the application could incorporate the differential privacy concept of a “privacy budget,” adding more noise to enabled attributes to compensate for the privacy loss of disabled attributes and maintain the same level of overall anonymity.

Finally, our method of selecting ϵ -values was somewhat informal, in part due to the lack of a quantitative metric of usability impact for noise in VR. We therefore encourage HCI researchers to produce works which rigorously quantify the impact of adding noise to various attributes on the VR user experience, so as to better understand the cost vs. benefit of noisy mechanisms like differential privacy in VR.

7. Related Work

We analyzed a large number of VR security and privacy literature reviews [7], [49], [28], [11], [44], [61], [78], [19], [66], [77], [17] to assess the current state of the art with respect to metaverse privacy attacks and defenses. The variety of attacks mentioned in these works were a major motivation for producing this paper, as discussed in §2.1.

With respect to defenses, there are a limited number of studies proposing the use of differential privacy in VR. Related works have primarily focused on using differential privacy to protect eye-tracking data [76], [48], [16], [36] without regard to other types of VR telemetry. For example,

Steil et al. [76] and Ao et al. [48] use differential privacy to protect visual attention heatmaps, while Johnn et al. [36] proposes the use of “snow” pixels to obscure the iris signal and prevent spoofing while preserving gaze.

A few of the defenses proposed in this paper have also previously been discussed outside the context of VR. For example, Avery et al. [9] discuss defenses against attacks inferring handedness in the context of mobile devices, and Sun et. al [88] has proposed countermeasures to inferring attributes from speech in mobile and desktop applications.

During our review, we also identified several works which further motivate the need for a comprehensive “incognito mode” system such as the one presented in this paper. In particular, the survey of Adams et. al [7] highlighted the consensus view of VR application developers that the privacy risks in VR are higher than in other platforms. Maloney et.al. [49] showed that users believe that giving up biometric information is inevitable in VR applications, a view that our study hopes to dispel.

In summary, MetaGuard fills an important gap in the VR privacy landscape, not only by being the first to defend various anthropometric, environmental, demographic, and device attributes, but also in general by presenting a comprehensive usable metaverse privacy solution rather than focusing on any one particular data point.

8. Conclusion

In this paper, we have presented the first comprehensive “incognito mode for VR.” Specifically, we designed a suite of defenses that quantifiably obfuscate a variety of sensitive user data attributes with ϵ -differential privacy. We then implemented these defenses as a universal Unity VR plugin that we call “MetaGuard.” Our implementation, which is compatible with a wide range of popular VR applications, gives users the power to “go incognito” in the metaverse with a single click, with the flexibility of adjusting the defenses and privacy level as they see fit.

Upon replicating well-known VR privacy attacks using real user data from prior studies, we demonstrated a significant decrease in attacker capabilities across a wide range of metrics. In particular, the ability of an attacker to deanonymize a VR user was degraded by 94.6–96.0% while using the MetaGuard extension.

Over the course of decades of research in web privacy, private browsing mode has remained amongst the most ubiquitous privacy tools in popular use today. We were inspired by the success of “incognito mode” on the web to produce a metaverse equivalent that is just as user-friendly, while serving the same fundamental purpose of helping users remain untraceable across multiple sessions. We hope our open-source MetaGuard plugin and promising results serve as a foundation for other privacy practitioners to continue exploring usable privacy solutions in this important field.

Acknowledgments

We thank Xiaoyuan Liu, Lun Wang, and Syomantak Chaudhuri for their feedback. This work was supported in part by the National Science Foundation, by the National Physical Science Consortium, and by the Fannie and John Hertz Foundation. Any opinions, findings, and conclusions or recommendations expressed in this material are those of the authors and do not necessarily reflect the views of the supporting entities. We sincerely thank the ITT and MetaData study participants for making this work possible.

Availability

Our public GitHub organization hosts open-source repositories for MetaGuard [63], such as Unity (C#) scripts implementing defenses, “incognito mode” plugins for VR applications (including Beat Saber, Tabletop Simulator, and VR Chat), and local and remote evaluation scripts:

<https://github.com/MetaGuard>

References

- [1] Azure Automated Machine Learning - AutoML | Microsoft Azure.
- [2] Melonloader. <https://melonwiki.xyz>. Online.
- [3] Tabletop Simulator). <https://www.tabletopsimulator.com>. Online.
- [4] National Tracking Poll 2203015. page 137, 2022.
- [5] Targeted deanonymization via the cache side channel: Attacks and defenses. In *31st USENIX Security Symposium (USENIX Security 22)*, Boston, MA, August 2022. USENIX Association.
- [6] Brave Software, Inc. Brave. <https://brave.com/>. Online; accessed 21 July 2022.
- [7] Devon Adams, Alseny Bah, Catherine Barwulor, Nureli Musaby, Kadeem Pitkin, and Elissa M. Redmiles. Ethics emerging: the story of privacy and security perceptions in virtual reality. In *Fourteenth Symposium on Usable Privacy and Security (SOUPS 2018)*, pages 427–442, Baltimore, MD, August 2018. USENIX Association.
- [8] Gaurav Aggarwal, Elie Bursztein, Collin Jackson, and Dan Boneh. An analysis of private browsing modes in modern browsers. In *Proceedings of the 19th USENIX Conference on Security*, USENIX Security’10, page 6, USA, 2010. USENIX Association.
- [9] Jeff Avery, Daniel Vogel, Edward Lank, Damien Masson, and Hanae Rateau. Holding patterns: detecting handedness with a moving smartphone at pickup. In *Proceedings of the 31st Conference on l’Interaction Homme-Machine - IHM ’19*, pages 1–7, Grenoble, France, 2019. ACM Press.
- [10] Beat Games. Beat Saber. <https://beatsaber.com/>. Online; accessed 13 July 2022.
- [11] Kent Bye, Diane Hosfelt, Sam Chase, Matt Miesnieks, and Taylor Beck. The ethical and privacy implications of mixed reality. In *ACM SIGGRAPH 2019 Panels*, SIGGRAPH ’19, New York, NY, USA, 2019. Association for Computing Machinery.
- [12] Aaron Cahn, Scott Alfeld, Paul Barford, and S. Muthukrishnan. An empirical study of web cookies. In *Proceedings of the 25th International Conference on World Wide Web*, WWW ’16, page 891–901, Republic and Canton of Geneva, CHE, 2016. International World Wide Web Conferences Steering Committee.
- [13] Stuart K. Card, George G. Robertson, and Jock D. Mackinlay. The information visualizer, an information workspace. In *Proceedings of the SIGCHI Conference on Human Factors in Computing Systems*, CHI ’91, page 181–186, New York, NY, USA, 1991. Association for Computing Machinery.
- [14] Center of Disease Control and Prevention. Percentile Data Files with LMS Values. https://www.cdc.gov/growthcharts/percentile_data_files.htm. Online; accessed 17 July 2022.
- [15] Matthew Crain. *Profit Over Privacy*. Minneapolis: University of Minnesota Press, 2021.
- [16] Brendan David-John, Diane Hosfelt, Kevin Butler, and Eakta Jain. A privacy-preserving approach to streaming eye-tracking data. *IEEE Transactions on Visualization and Computer Graphics*, 27(5):2555–2565, 2021.
- [17] Jaybie A. De Guzman, Kanchana Thilakarathna, and Aruna Seneviratne. Security and privacy approaches in mixed reality: A literature survey. 52(6):1–37.
- [18] Jaybie A. De Guzman, Kanchana Thilakarathna, and Aruna Seneviratne. Security and privacy approaches in mixed reality: A literature survey. *ACM Comput. Surv.*, 52(6), oct 2019.
- [19] Ellyse Dick. Balancing user privacy and innovation in augmented and virtual reality. page 28.
- [20] Roger Dingledine, Nick Mathewson, and Paul F. Syverson. Tor: The second-generation onion router. In *USENIX Security Symposium*, 2004.
- [21] Neil A Dodgson. Variation and extrema of human interpupillary distance. In *Stereoscopic displays and virtual reality systems XI*, volume 5291, pages 36–46. SPIE, 2004.
- [22] Duck Duck Go, Inc. Duck Duck Go. <https://duckduckgo.com/>. Online; accessed 21 July 2022.
- [23] Cynthia Dwork, Nitin Kohli, and Deirdre Mulligan. Differential Privacy in Practice: Expose your Epsilons! *Journal of Privacy and Confidentiality*, 9(2), 2019.
- [24] Cynthia Dwork, Frank McSherry, Kobbi Nissim, and Adam Smith. Calibrating noise to sensitivity in private data analysis. In Shai Halevi and Tal Rabin, editors, *Theory of Cryptography*, pages 265–284, Berlin, Heidelberg, 2006. Springer Berlin Heidelberg. Online; accessed 30 December 2021.
- [25] Cynthia Dwork and Aaron Roth. The Algorithmic Foundations of Differential Privacy. *Foundations and Trends in Theoretical Computer Science*, 9(3-4):211–407, 2013.
- [26] Jide S. Edu, Jose M. Such, and Guillermo Suarez-Tangil. Smart Home Personal Assistants: A Security and Privacy Review. *ACM Computing Surveys*, 53(6):1–36, November 2021. arXiv:1903.05593 [cs].
- [27] Steven Englehardt, Dillon Reisman, Christian Eubank, Peter Zimmerman, Jonathan Mayer, Arvind Narayanan, and Edward W. Felten. Cookies that give you away: The surveillance implications of web tracking. In *Proceedings of the 24th International Conference on World Wide Web*, pages 289–299. International World Wide Web Conferences Steering Committee.
- [28] Ben Falchuk, Shoshana Loeb, and Ralph Neff. The social metaverse: Battle for privacy. *IEEE Technology and Society Magazine*, 37(2):52–61, 2018.
- [29] Gamespot. Valve and HTC Reveal Vive VR Headset. <https://www.gamespot.com/articles/valve-and-htc-reveal-vive-vr-headset/1100-6425606/>. Online; accessed 17 July 2022.
- [30] Roberto Gonzalez, Claudio Soriente, Juan Miguel Carrascosa, Alberto Garcia-Duran, Costas Iordanou, and Mathias Niepert. User profiling by network observers. In *Proceedings of the 17th International Conference on Emerging Networking EXperiments and Technologies*, CoNEXT ’21, page 212–222, New York, NY, USA, 2021. Association for Computing Machinery.

- [31] Aniket Gulhane, Akhil Vyas, Reshmi Mitra, Roland Oruche, Gabriela Hofer, Samaikya Valluripally, Prasad Calyam, and Khaza Anuarul Hoque. Security, privacy and safety risk assessment for virtual reality learning environment applications. In *2019 16th IEEE Annual Consumer Communications Networking Conference (CCNC)*, pages 1–9, 2019.
- [32] Hana Habib, Jessica Colnago, Vidya Gopalakrishnan, Sarah Pearman, Jeremy Thomas, Alessandro Acquisti, Nicolas Christin, and Lorrie Faith Cranor. Away from prying eyes: Analyzing usage and understanding of private browsing. In *Fourteenth Symposium on Usable Privacy and Security (SOUPS 2018)*, pages 159–175, Baltimore, MD, August 2018. USENIX Association.
- [33] Naoise Holohan, Spiros Antonatos, Stefano Braghin, and Pól Mac Aonghusa. The Bounded Laplace Mechanism in Differential Privacy. *Journal of Privacy and Confidentiality*, 10(1), December 2019.
- [34] Naoise Holohan and Stefano Braghin. Secure Random Sampling in Differential Privacy. In Elisa Bertino, Haya Shulman, and Michael Waidner, editors, *Computer Security – ESORICS 2021*, volume 12973, pages 523–542. Springer International Publishing, Cham, 2021. Series Title: Lecture Notes in Computer Science.
- [35] VRChat Inc. Vrchat. <https://hello.vrchat.com/>. Online; accessed 17 May 2022.
- [36] Brendan John, Ao Liu, Lirong Xia, Sanjeev Koppal, and Eakta Jain. Let it snow: Adding pixel noise to protect the user’s identity. In *ACM Symposium on Eye Tracking Research and Applications*, ETRA ’20 Adjunct, New York, NY, USA, 2020. Association for Computing Machinery.
- [37] Nesrine Kaaniche, Maryline Laurent, and Sana Belguith. Privacy enhancing technologies for solving the privacy-personalization paradox: Taxonomy and survey. *Journal of Network and Computer Applications*, 2020.
- [38] Ishan Karunanayake, Nadeem Ahmed, Robert Malaney, Rafiqul Islam, and Sanjay K. Jha. De-anonymisation attacks on tor: A survey. *IEEE Communications Surveys & Tutorials*, 23(4):2324–2350, 2021.
- [39] Christina Katsini, Yasmeeen Abdrabou, George E. Raptis, Mohamed Khamis, and Florian Alt. The role of eye gaze in security and privacy applications: Survey and future hci research directions. In *Proceedings of the 2020 CHI Conference on Human Factors in Computing Systems*, CHI ’20, page 1–21, New York, NY, USA, 2020. Association for Computing Machinery.
- [40] Orin S Kerr. Criminal law in virtual worlds. page 17, 2008.
- [41] Fragkiskos Koufogiannis, Shuo Han, and George J. Pappas. Optimal-ity of the laplace mechanism in differential privacy, 2015.
- [42] Jacob Leon Kröger, Otto Hans-Martin Lutz, and Florian Müller. What Does Your Gaze Reveal About You? On the Privacy Implications of Eye Tracking. In Michael Friedewald, Melek Önen, Eva Lievens, Stephan Krenn, and Samuel Fricker, editors, *Privacy and Identity Management. Data for Better Living: AI and Privacy: 14th IFIP WG 9.2, 9.6/11.7, 11.6/SIG 9.2.2 International Summer School, Windisch, Switzerland, August 19–23, 2019, Revised Selected Papers*, pages 226–241. Springer International Publishing, Cham, 2020.
- [43] Pierre Laperdrix, Nataliia Bielova, Benoit Baudry, and Gildas Avoine. Browser fingerprinting: A survey. *ACM Trans. Web*, 14(2), apr 2020.
- [44] Ronald Leenes. Privacy in the metaverse. In Simone Fischer-Hübner, Penny Duquenoy, Albin Zuccato, and Leonardo Martucci, editors, *The Future of Identity in the Information Society*, pages 95–112, Boston, MA, 2008. Springer US.
- [45] Sugang Li, Ashwin Ashok, Yanyong Zhang, Chenren Xu, Janne Lindqvist, and Macro Gruteser. Whose move is it anyway? authenticating smart wearable devices using unique head movement patterns. In *2016 IEEE International Conference on Pervasive Computing and Communications (PerCom)*, pages 1–9, 2016.
- [46] Bin Liang, Wei You, Liangkun Liu, Wenchang Shi, and Mario Heiderich. Scriptless timing attacks on web browser privacy. In *2014 44th Annual IEEE/IFIP International Conference on Dependable Systems and Networks*, pages 112–123, 2014.
- [47] Junsu Lim, Hyeonggeun Yun, Auejin Ham, and Sunjun Kim. Mine yourself!: A role-playing privacy tutorial in virtual reality environment. In *CHI Conference on Human Factors in Computing Systems Extended Abstracts*, CHI EA ’22, New York, NY, USA, 2022. Association for Computing Machinery.
- [48] Ao Liu, Lirong Xia, Andrew Duchowski, Reynold Bailey, Kenneth Holmqvist, and Eakta Jain. Differential privacy for eye-tracking data. ETRA ’19, New York, NY, USA, 2019. Association for Computing Machinery.
- [49] Divine Maloney, Samaneh Zamanifard, and Guo Freeman. Anonymity vs. familiarity: Self-disclosure and privacy in social virtual reality. In *26th ACM Symposium on Virtual Reality Software and Technology*, VRST ’20, New York, NY, USA, 2020. Association for Computing Machinery.
- [50] Divine Maloney, Samaneh Zamanifard, and Guo Freeman. Anonymity vs. familiarity: Self-disclosure and privacy in social virtual reality. In *26th ACM Symposium on Virtual Reality Software and Technology*, VRST ’20, New York, NY, USA, 2020. Association for Computing Machinery.
- [51] Meta. Horizon worlds. <https://www.oculus.com/horizon-worlds/>. Online; accessed 17 May 2022.
- [52] Meta. Oculus Go Features. <https://www.oculus.com/go/features/>. Online; accessed 17 July 2022.
- [53] Microsoft. Altspacevr. <https://altvr.com>. Online; accessed 17 May 2022.
- [54] Mark Roman Miller, Fernanda Herrera, Hanseul Jun, James A. Landay, and Jeremy N. Bailenson. Personal identifiability of user tracking data during observation of 360-degree VR video. 10(1):17404.
- [55] Robert Miller, Natasha Kholgade Banerjee, and Sean Banerjee. Combining real-world constraints on user behavior with deep neural networks for virtual reality (vr) biometrics. In *2022 IEEE Conference on Virtual Reality and 3D User Interfaces (VR)*, pages 409–418, 2022.
- [56] Robert B. Miller. Response time in man-computer conversational transactions. In *Proceedings of the December 9-11, 1968, Fall Joint Computer Conference, Part I*, AFIPS ’68 (Fall, part I), page 267–277, New York, NY, USA, 1968. Association for Computing Machinery.
- [57] Ilya Mironov. On significance of the least significant bits for differential privacy. In *Proceedings of the 2012 ACM conference on Computer and communications security - CCS ’12*, page 650, Raleigh, North Carolina, USA, 2012. ACM Press.
- [58] Kelley Misata, Raymond A. Hansen, and Baijian Yang. A taxonomy of privacy-protecting tools to browse the world wide web. In *Proceedings of the 3rd Annual Conference on Research in Information Technology*, RIIT ’14, page 63–68, New York, NY, USA, 2014. Association for Computing Machinery.
- [59] Tahrira Mustafa, Richard Matovu, Abdul Serwadda, and Nicholas Muirhead. Unsure how to authenticate on your vr headset? come on, use your head! In *Proceedings of the Fourth ACM International Workshop on Security and Privacy Analytics*, IWSPA ’18, page 23–30, New York, NY, USA, 2018. Association for Computing Machinery.
- [60] Brad A. Myers. The importance of percent-done progress indicators for computer-human interfaces. In *Proceedings of the SIGCHI Conference on Human Factors in Computing Systems*, CHI ’85, page 11–17, New York, NY, USA, 1985. Association for Computing Machinery.
- [61] Stylianos Mystakidis. Metaverse. 2(1):486–497.
- [62] Vivek Nair, Gonzalo Munilla Garrido, and Dawn Song. Exploring the unprecedented privacy risks of the metaverse, 2022.
- [63] Nair, Vivek and Munilla Garrido, Gonzalo. MetaGuard repository). <https://github.com/MetaGuard>. Online; accessed 6 August 2022.

- [64] John William Nelson. A virtual property solution: How privacy law can protect the citizens of virtual worlds. page 24, 2010.
- [65] Fiachra O’Brolcháin, Tim Jacquemard, David Monaghan, Noel O’Connor, Peter Novitzky, and Bert Gordijn. The convergence of virtual reality and social networks: Threats to privacy and autonomy. 22(1):1–29.
- [66] Fiachra O’Brolcháin, Tim Jacquemard, David Monaghan, Noel O’Connor, Peter Novitzky, and Bert Gordijn. The convergence of virtual reality and social networks: Threats to privacy and autonomy. 22(1):1–29.
- [67] Ken Pfeuffer, Matthias J. Geiger, Sarah Prange, Lukas Mecke, Daniel Buschek, and Florian Alt. Behavioural biometrics in vr: Identifying people from body motion and relations in virtual reality. In *Proceedings of the 2019 CHI Conference on Human Factors in Computing Systems*, CHI ’19, page 1–12, New York, NY, USA, 2019. Association for Computing Machinery.
- [68] Michael L. Hicks published. Despite Quest 2 sales success, Meta lost \$10.2 billion on VR/AR last year, February 2022.
- [69] Daniel E. Re, Jillian J. M. O’Connor, Patrick J. Bennett, and David R. Feinberg. Preferences for very low and very high voice pitch in humans. 7(3):e32719.
- [70] Black Rock. The metaverse: Investing in the future now. <https://www.blackrock.com/us/individual/insights/metaverse-investing-in-the-future>. Online; accessed 17 May 2022.
- [71] Cynthia E. Rogers, Alexander W. Witt, Alexander D. Solomon, and Krishna K. Venkatasubramanian. An approach for user identification for head-mounted displays. In *Proceedings of the 2015 ACM International Symposium on Wearable Computers*, ISWC ’15, page 143–146, New York, NY, USA, 2015. Association for Computing Machinery.
- [72] Amitav Sarma, Bhupen Barman, GautamC Das, Hiranya Saikia, and AmbathD Momin. Correlation between the arm-span and the standing height among males and females of the khasi tribal population of meghalaya state of north-eastern india. 9(12):6125.
- [73] KW Studios Sector3 Studios. Raceroom. <https://www.raceroom.com/en/>. Online; accessed 17 May 2022.
- [74] Sizescreens. Samsung Gear VR 2017 detailed specifications. <https://www.sizescreens.com/samsung-gear-vr-2017-specifications/>. Online; accessed 17 July 2022.
- [75] Morgan Stanley. Metaverse: more evolutionary than revolutionary. Online; accessed 17 May 2022.
- [76] Julian Steil, Inken Hagedstedt, Michael Xuelin Huang, and Andreas Bulling. Privacy-aware eye tracking using differential privacy. In *Proceedings of the 11th ACM Symposium on Eye Tracking Research & Applications*, ETRA ’19, New York, NY, USA, 2019. Association for Computing Machinery.
- [77] Sophie Stephenson, Bijeeta Pal, Stephen Fan, Earlene Fernandes, Yuhang Zhao, and Rahul Chatterjee. SoK: Authentication in augmented and virtual reality. page 18, 2022.
- [78] Philipp Sykownik, Divine Maloney, Guo Freeman, and Maic Masuch. Something personal from the metaverse: Goals, topics, and contextual factors of self-disclosure in commercial social vr. In *CHI Conference on Human Factors in Computing Systems*, CHI ’22, New York, NY, USA, 2022. Association for Computing Machinery.
- [79] Nikolaos Tsalis, Alexios Mylonas, Antonia Nisioti, Dimitris Gritzalis, and Vasilios Katos. Exploring the protection of private browsing in desktop browsers. 67:181–197.
- [80] Unity. Unity documentation. <https://docs.unity3d.com/Manual/VROverview.html>. Online; accessed 17 July 2022.
- [81] Samaikya Valluripally, Aniket Gulhane, Reshmi Mitra, Khaza Anuarul Hoque, and Prasad Calyam. Attack trees for security and privacy in social virtual reality learning environments. In *2020 IEEE 17th Annual Consumer Communications Networking Conference (CCNC)*, pages 1–9, 2020.
- [82] Valve. OpenVR). <https://github.com/ValveSoftware/openvr>. Online.
- [83] Vive. SteamVR Base Station 2.0. <https://www.vive.com/us/accessory/base-station2/>. Online; accessed 17 July 2022.
- [84] Stanley L Warner. Randomized response: A survey technique for eliminating evasive answer bias. *Journal of the American Statistical Association*, 60(309):63–69, 1965.
- [85] Ian Warren and Darren Palmer. Crime risks of three-dimensional virtual environments. page 7, 2010.
- [86] David L. Woods, John M. Wyma, E. William Yund, Timothy J. Herron, and Bruce Reed. Age-related slowing of response selection and production in a visual choice reaction time task. 9.
- [87] Chuan Yue. Sensor-based mobile web fingerprinting and cross-site input inference attacks. In *2016 IEEE Security and Privacy Workshops (SPW)*, pages 241–244, 2016.
- [88] Hao Zhu, Yanyong Zhang, Xing Guo, and Xiang-Yang Li. Anti leakage: Protecting privacy hidden in our speech. In *2021 7th International Conference on Big Data Computing and Communications (BigCom)*, pages 114–120, 2021.