

Moving sum procedure for change point detection under piecewise linearity

Joonpyo Kim¹, Hee-Seok Oh², and Haeran Cho³

¹Sejong University, Republic of Korea

²Seoul National University, Republic of Korea

³University of Bristol, United Kingdom

Abstract

We propose a computationally and statistically efficient procedure for segmenting univariate data under piecewise linearity. The proposed moving sum (MOSUM) methodology detects multiple change points where the underlying signal undergoes discontinuous jumps and/or slope changes. Theoretically, it controls the family-wise error rate at a given significance level asymptotically and achieves consistency in multiple change point detection, as well as matching the minimax optimal rate of estimation when the signal is piecewise linear and continuous, all under weak assumptions permitting serial dependence and heavy-tailedness. Computationally, the complexity of the MOSUM procedure is $O(n)$ which, combined with its good performance on simulated datasets, making it highly attractive in comparison with the existing methods. We further demonstrate its good performance on a real data example on rolling element-bearing prognostics.

Keywords: Data segmentation; Piecewise linear model; Change point analysis; MOSUM

1 Introduction

Data segmentation, a.k.a. multiple change point detection, is an active field of research due to its importance in time series analysis and signal processing, and numerous applications are found in (Reeves et al., 2007), genomics (Niu and Zhang, 2012), neuroscience (Aston et al., 2012), neurophysiology (Messer et al., 2014) and finance (Barigozzi et al., 2018), to name a few. We refer to Truong et al. (2020) and Cho and Kirch (2022a) for an overview of the recent developments. In particular, the review articles demonstrate that the problem of detecting multiple change points in the mean of univariate time series has received significant attention, and several state-of-the-art methods exist for this canonical change point problem.

By contrast, there are far fewer papers that address the problem of detecting change points under piecewise linearity, where the signal underlying the data undergoes discontinuous jumps or slope changes. In practice, it is rarely known in advance whether the data is best approximated

by a piecewise constant signal or a piecewise linear one, which necessitates the development of a methodology that is agnostic to the type of changes.

In the literature, Baranowski et al. (2019) proposed the narrowest-over-threshold (NOT) methodology, which identifies local sections of the data that contain features (i.e., slope or intercept changes) using contrast functions tailored for detecting the particular changes of interest. The CPOP methodology (Fearhead et al., 2019) found the best piecewise linear and continuous fit to the data by minimizing a cost function with a penalty on the number of slope changes. Yu et al. (2022) investigated the estimator obtained from minimizing the ℓ_0 -penalized cost function for the problem of localizing change points in piecewise polynomials of general degrees. Maeng and Fryzlewicz (2023) proposed a data segmentation methodology that learns a sparse representation of the data via wavelets. We also mention the literature on piecewise polynomial regression with knots at fixed (Green and Silverman, 1993) or unfixed (Mammen and van de Geer, 1997; Tibshirani, 2014; Guntuboyina et al., 2020) locations, where typically, the aim is to control the ℓ_2 -risk of the estimated signal.

We propose a moving window-based methodology for the data segmentation problem under piecewise linearity. Referred to as the moving sum (MOSUM) procedure, it scans for multiple jumps and slope changes using the detector statistic which compares the local estimators of the intercept and the slope parameters obtained from adjacent moving windows. MOSUM procedures have popularly been adopted in the data segmentation literature for their methodological simplicity and computational efficiency, from detecting change points in the mean of univariate time series (Eichinger and Kirch, 2018; Cho and Kirch, 2022b) and regime shifts in multivariate renewal processes (Kirch and Klein, 2021), to segmenting multivariate (Yau and Zhao, 2016) and high-dimensional (Cho et al., 2022) time series under parametric models. Kirch and Reckruehm (2022) provided a MOSUM-based general framework for data segmentation based on estimating equations. Unlike the aforementioned papers, we permit the presence of trends in the data with time-varying slopes, which requires a careful treatment both theoretically and methodologically.

Theoretically, the proposed methodology (i) controls the (asymptotic) family-wise error rate at a given significance level, (ii) achieves consistency in estimating both the total number and the locations of the change points, and further, (iii) exactly matches the minimax optimal rate of estimation when the underlying signal is piecewise linear and continuous. Our theoretical results are derived under mild conditions permitting serial dependence and heavy-tailedness, which are considerably more general than the independence and (sub)-Gaussianity assumptions made in the existing literature. Computationally, thanks to the use of moving windows, the MOSUM procedure is highly efficient with the $O(n)$ complexity, making it particularly attractive. The R code implementing our method is available at <https://github.com/Joonpyo-Kim/MovingSumLin>.

The rest of the paper is organized as follows. Section 2 presents the proposed MOSUM procedure and investigates its theoretical properties. Section 3 discusses several computational aspects including a multiscale extension of the MOSUM procedure and detailed guidance on the selection of tuning parameters. In Section 4, we apply the proposed methodology to simulated datasets in comparison with the existing methods, and Section 5 demonstrates its good performance in an application to rolling element-bearing prognostics. Section 6 concludes the paper,

and all proofs and additional simulation results are given in Appendix.

2 MOSUM procedure under piecewise linearity

2.1 Methodology

We consider the following model

$$X_i = f_i + \epsilon_i = \sum_{j=1}^{J_n+1} (\alpha_{0,j} + \alpha_{1,j}t_i) \cdot \mathbb{I}_{\{k_{j-1}+1 \leq i \leq k_j\}} + \epsilon_i, \quad i = 1, \dots, n, \quad (1)$$

where $t_i = i\Delta t$ denotes the time points with $[0, T]$ as the observation period and $\Delta t = T/n$. We assume that $\{\epsilon_i\}_i$ is a stationary sequence of random variables with $\mathbf{E}(\epsilon_i) = 0$, $\text{Var}(\epsilon_i) = \sigma^2$ and the long-run variance (LRV) $\tau^2 = \sigma^2 + 2 \sum_{h=1}^{\infty} \text{Cov}(\epsilon_0, \epsilon_h)$ where $\sigma^2, \tau^2 \in (0, \infty)$, and it is allowed to be serially dependent as specified later. Under the model (1), $f_i = \mathbf{E}(X_i)$ is piecewise linear with J_n change points denoted by k_j , $j = 1, \dots, J_n$ (with $k_0 = 0$ and $k_{J_n+1} = n$), at which either the intercept or the slope or both, undergo changes. That is, denoting by $\boldsymbol{\alpha}_j = (\alpha_{0,j}, \alpha_{1,j})^\top$, we have $\boldsymbol{\alpha}_j \neq \boldsymbol{\alpha}_{j+1}$ for all $j = 1, \dots, J_n$. We permit $J_n \rightarrow \infty$ as $n \rightarrow \infty$ provided that change points are sufficiently distanced away from one another as specified later. When $\alpha_{1,j} = 0$ for all j , the model (1) becomes the canonical change point model with piecewise constant f_i .

Under the model in (1), our aim is two-fold,

- (i) to test the null hypothesis of no change point $\mathcal{H}_0 : J_n = 0$ against $\mathcal{H}_1 : J_n > 0$, and
- (ii) if \mathcal{H}_0 is rejected, to estimate the total number J_n and the locations k_j of the change points.

To achieve the above goals, we propose a moving window-based methodology which scans for (possibly) multiple change points by comparing the local parameter estimates from the adjacent windows. Specifically, let G denote a bandwidth satisfying $2G < n$, and define $\mathcal{I}^+(k) = \{k+1, \dots, k+G\}$ and $\mathcal{I}^-(k) = \{k-G+1, \dots, k\}$ for $k = G, \dots, n-G$. Then at each time point k , we regress X_i onto $\mathbf{x}_{i,k} = (1, (i-k)/G)^\top$ on $i \in \mathcal{I}^+(k)$ (resp. $\mathcal{I}^-(k)$) to obtain the least squares estimator $\hat{\boldsymbol{\beta}}^+(k) = (\hat{\beta}_0^+(k), \hat{\beta}_1^+(k))^\top$ (resp. $\hat{\boldsymbol{\beta}}^-(k)$). The choice of the regressor $\mathbf{x}_{i,k}$ allows the intercept and the slope estimators to be treated on an equal footing. Then, if neither discontinuous jump nor slope change occurs on $\mathcal{I}^-(k) \cup \mathcal{I}^+(k)$, we expect $\|\hat{\boldsymbol{\beta}}^+(k) - \hat{\boldsymbol{\beta}}^-(k)\|$ to be small where $\|\cdot\|$ denotes the Euclidean norm, while the opposite is the case if a change occurs.

Based on these observations, we adopt the following Wald-type MOSUM statistic

$$W_{k,n}(G) = \frac{\sqrt{G}}{\hat{\tau}_k} \left\| \boldsymbol{\Sigma}^{-1/2} \left(\hat{\boldsymbol{\beta}}^+(k) - \hat{\boldsymbol{\beta}}^-(k) \right) \right\| \quad \text{with} \quad \boldsymbol{\Sigma} = \begin{bmatrix} 8 & 0 \\ 0 & 24 \end{bmatrix} \quad (2)$$

for $k = G, \dots, n-G$, where $\hat{\tau}_k > 0$ denotes a (possibly) location-dependent estimator of τ . In (2), the choice of $\boldsymbol{\Sigma}$ is motivated by the asymptotic distribution of $\hat{\boldsymbol{\beta}}^+(k) - \hat{\boldsymbol{\beta}}^-(k)$ under \mathcal{H}_0 .

Then, for some $\alpha \in (0, 1)$, we reject \mathcal{H}_0 if

$$W_n(G) := \max_{G \leq k \leq n-G} W_{k,n}(G) > C_n(G, \alpha), \quad (3)$$

where the critical value $C_n(G, \alpha)$ is obtained from the asymptotic null distribution of $W_n(G)$ derived in Theorem 2.2, which ensures that the test in (3) controls the family-wise error rate at the prescribed level α .

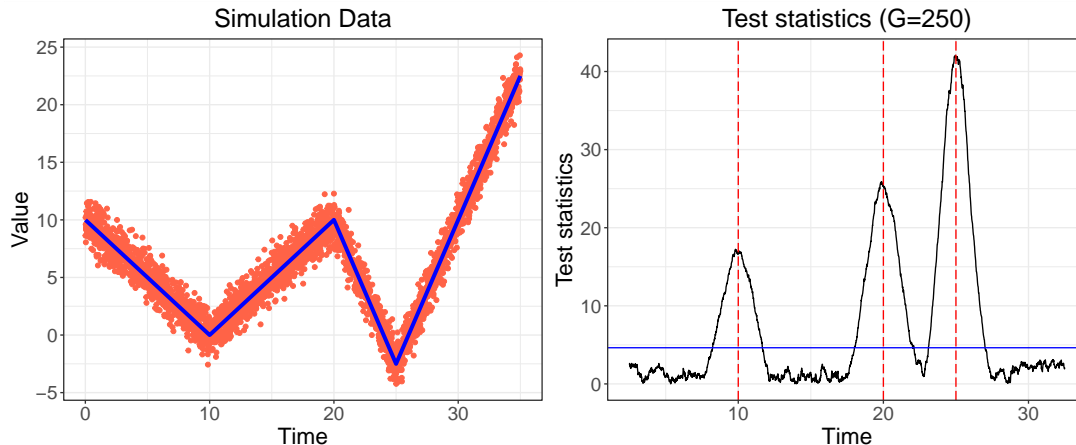


Figure 1: A realization from a simulation model in Section 4.2 with $n = 3500$ and $\sigma = 1$ (left) and the corresponding MOSUM statistics $W_{k,n}(G)$, $k = G, \dots, n - G$, with $G = 250$ (right). The change point locations are given by vertical broken lines and $C_n(G, \alpha)$ with $\alpha = 0.05$ by the horizontal line.

By construction, the statistic $W_{k,n}(G)$ is expected to take large values around the change points k_j , $j = 1, \dots, J_n$, while its value is small for k sufficiently far from the change points, as shown in Figure 1. Therefore, we propose to estimate their locations with the local maximizers of $W_{k,n}(G)$ around which the statistics are significantly large by exceeding $C_n(G, \alpha)$. That is, we identify all pairs of indices (v_j, w_j) , $j = 1, \dots, \hat{J}_n$, which satisfy

$$\begin{aligned} W_{k,n}(G) &\geq C_n(G, \alpha) && \text{for } k = v_j, \dots, w_j, \\ W_{k,n}(G) &< C_n(G, \alpha) && \text{for } k = v_j - 1, w_j + 1, \quad \text{and} \\ w_j - v_j &\geq \eta G && \text{with arbitrary but fixed } \eta \in (0, 1/2). \end{aligned}$$

Then, we estimate J_n by \hat{J}_n and the locations of the change points by

$$\hat{k}_j = \arg \max_{v_j \leq k \leq w_j} W_{k,n}(G) \quad \text{for } j = 1, \dots, \hat{J}_n, \quad (4)$$

which was proposed in Eichinger and Kirch (2018) for the mean change point detection problem. This rule allows for the simultaneous estimation of the all J_n change points.

2.2 Theoretical consistency

2.2.1 Asymptotic null distribution

In this section, we derive the asymptotic null distribution of $W_n(G)$ from which the critical value $C_n(G, \alpha)$ is obtained. We make the following assumptions on the error sequence $\{\epsilon_i\}_{i=1}^n$.

(A1) There exist a standard Wiener process $\{W(t) : 0 \leq t < \infty\}$ and $\nu > 0$ such that $|\sum_{i=1}^n \epsilon_i - \tau W(n)| = O(n^{1/(2+\nu)})$ a.s.

(A2) There exist constants $\gamma > 2$ and $C_0, C_1 > 0$ such that for any $0 \leq \ell < r < \infty$,

$$\mathbb{E} \left(\left| \sum_{i=\ell+1}^r \epsilon_i \right|^\gamma \right) \leq C_0 |r - \ell|^{\gamma/2} \quad \text{and} \quad \mathbb{E} \left(\left| \sum_{i=\ell+1}^r i \epsilon_i \right|^\gamma \right) \leq C_1 |r - \ell|^{3\gamma/2}.$$

The independence and (sub-)Gaussianity assumptions are commonly found in the literature on piecewise linear and polynomial modelling, see e.g., Baranowski et al. (2019), Fearnhead et al. (2019), Yu et al. (2022) and Maeng and Fryzlewicz (2023). By contrast, we only require mild conditions permitting serial dependence and heavy-tailedness of $\{\epsilon_i\}$. The strong invariance assumed in (A1) holds under a weak dependence condition of mixing-type (Kuelbs and Philipp, 1980) or a functional dependence condition (Berkes et al., 2014). In addition, the assumption (A2) is shown to hold for many time series, see e.g., Appendix B.1 of Kirch (2006).

Lemma 2.1. Assume that $\{\epsilon_i\}$ is a sequence of i.i.d. random variables with $\mathbb{E}(\epsilon_1) = 0$ and $\mathbb{E}(|\epsilon_1|^{2+\nu}) < \infty$ for some $\nu > 0$. Then (A1) and (A2) hold.

Proof. (A1) follows from Komlós et al. (1976). (A2) is shown to hold with $\gamma = 2 + \nu$ in Lemma B.10. \square

In our theoretical investigation, we make the following assumptions on the local LRV estimator $\widehat{\tau}_k^2$. Later in Section 2.3, we propose a MOSUM-based estimator and establish that it fulfils the following (B1) and (B2).

(B1) Uniformly over all k satisfying $\min_{1 \leq j \leq J_n} |k - k_j| \geq G$, we have

$$|\widehat{\tau}_k^2 - \tau^2| = o_P \left(\frac{1}{\log(n/G)} \right) \quad \text{and} \quad \widehat{\tau}_k^{-2} = O_P(1).$$

(B2) $\max_{G \leq k \leq n-G} \widehat{\tau}_k^2 = O_P(1)$.

Theorem 2.2. Assume that (A1) and (B1) hold, and suppose that the bandwidth G satisfies

$$\frac{G}{n} \rightarrow 0 \quad \text{and} \quad \frac{n^{1+\frac{1}{2+\nu}} \sqrt{\log(n)}}{G^{3/2}} \rightarrow 0. \quad (5)$$

Then, there exists a constant $H > 0$ such that, under $\mathcal{H}_0 : J_n = 0$, we have

$$a_G W_n(G) - b_G \xrightarrow[n \rightarrow \infty]{d} \Gamma_2, \quad \text{where}$$

$$a_G = \sqrt{2 \log(n/G)}, \quad b_G = 2 \log(n/G) + \log \log(n/G) + \log(H),$$

and Γ_2 is a random variable following a Gumbel distribution with its distribution function given by $\Pr(\Gamma_2 \leq z) = \exp(-2 \exp(-z))$.

For the proof of Theorem 2.2, we first establish that $\sqrt{G}/\tau \cdot \boldsymbol{\Sigma}^{-1/2}(\hat{\boldsymbol{\beta}}^+(k) - \hat{\boldsymbol{\beta}}^-(k))$ is well-approximated by a stationary bivariate Gaussian process $\mathbf{Z}(t) = (Z_0(t), Z_1(t))^\top$ with a known covariance structure, where $k = \lfloor tG \rfloor$ (Proposition B.4). A Wald-type MOSUM statistic has been considered in Kirch and Reckruehm (2022) for detecting changes in linear regression where such Gaussian approximation plays a similar role in deriving the asymptotic null distribution. However, their results are not applicable to our setting due to the presence of the trend under (1), which leads to $Z_0(t)$ and $Z_1(t)$ with non-zero cross-(auto)covariance. We carefully address this issue and derive the asymptotic null distribution of $\sup_{1 \leq t \leq n/G-1} \|\mathbf{Z}(t)\|$, see Proposition B.5.

Based on Theorem 2.2, we select the critical value $C_n(G, \alpha)$ as

$$C_n(G, \alpha) = \frac{b_G - \log(-\log(1 - \alpha)/2)}{a_G} \quad (6)$$

such that once the constant H is set, it is fully determined by n and G . Related to the auto-covariance function of the bivariate Gaussian process $\mathbf{Z}(t)$, there are instances where this constant can be specified exactly (Lindgren, 1980; Albin, 1990; Steinebach and Eastwood, 1996) but this is not the case in our setting. We discuss the choice of H in Section 3.3.

2.2.2 Consistency in multiple change point estimation

In this section, we show that the proposed MOSUM procedure achieves consistency in estimating the total number of the change points and their locations. We further derive the rate of localization in the special case when $f_i = \mathbb{E}(X_i)$ is piecewise linear and continuous.

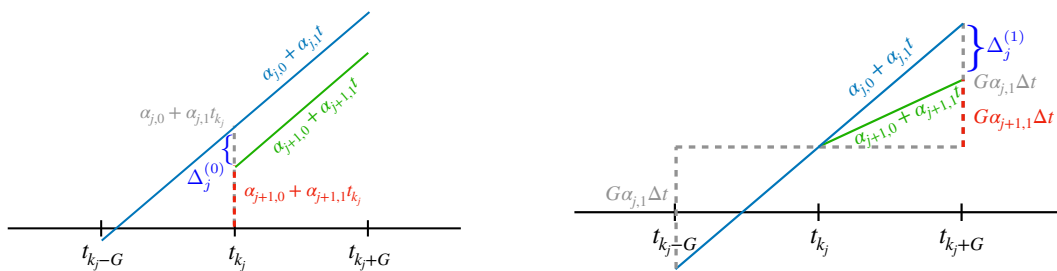


Figure 2: Left: the slope of f_i remains unchanged while a discontinuous jump occurs at t_{k_j} . Right: the slope of f_i changes but the signal remains continuous. In both plots, linear curves corresponding to the pre- and the post-change parameters are given in blue and green, respectively, and the size of $\Delta_j^{(0)}$ (left) and $\Delta_j^{(1)}$ (right) is highlighted.

We define $\boldsymbol{\Delta}_j = (\Delta_j^{(0)}, \Delta_j^{(1)})^\top$ with

$$\Delta_j^{(0)} = (\alpha_{0,j} - \alpha_{0,j+1}) + (\alpha_{1,j} - \alpha_{1,j+1})t_{k_j} \quad \text{and} \quad \Delta_j^{(1)} = G(\alpha_{1,j} - \alpha_{1,j+1})\Delta t.$$

Here, $|\Delta_j^{(0)}|$ denotes the size of any jump that occurs at the change point k_j in f_i , and $|\Delta_j^{(1)}|$ the size of a slope change at k_j . The multiplicative factor of G in $\Delta_j^{(1)}$ is introduced in order to place the effects of the two types of changes in a comparable scale. Figure 2 provides a graphical illustration of $\Delta_j^{(0)}$ and $\Delta_j^{(1)}$. We also define

$$d_j := |fk_{j+1} - 2fk_j + fk_{j-1}| = \left| \Delta_j^{(0)} + G^{-1}\Delta_j^{(1)} \right|, \quad (7)$$

where in the relevant literature, d_j or a closely related quantity is adopted to measure the size of changes. For instance, if f_i is piecewise constant, then $\Delta_j^{(1)} = 0$ for all j and d_j denotes the jump size at k_j . On the other hand, if f_i is piecewise linear and continuous, then $\Delta_j^{(0)} = 0$ for all j . With these definitions, the following conditions are imposed on the size of changes and the spacing between the change points.

$$(C1) \quad \min_{0 \leq j \leq J_n} |k_{j+1} - k_j| > 2G.$$

$$(C2) \quad \sqrt{\frac{G}{\log(n/G)}} \min_{1 \leq j \leq J_n} \|\Delta_j\| \rightarrow \infty \text{ as } n \rightarrow \infty.$$

Assumption (C1) requires that the bandwidth G does not exceed half the distance between any two adjacent change points. Provided that (C1) is met, we permit $J_n \rightarrow \infty$ as $n \rightarrow \infty$. Jointly, (C1)–(C2) place a lower bound on the size of changes for their detection, namely

$$\frac{\min_{0 \leq j \leq J_n} (k_{j+1} - k_j) \cdot \min_{1 \leq j \leq J_n} \|\Delta_j\|^2}{\log(n)} \rightarrow \infty. \quad (8)$$

Theorem 2.3 establishes the consistency of the MOSUM procedure in multiple change point detection and derives the rate of localization.

Theorem 2.3. Assume that (A1)–(A2), (B1)–(B2) and (C1)–(C2) are held. Suppose that G satisfies (5) and $\alpha = \alpha_n$ is chosen such that

$$\alpha_n \rightarrow 0 \quad \text{and} \quad \frac{C_n(G, \alpha_n)}{\sqrt{\log(n/G)}} = O(1). \quad (9)$$

Then, as $n \rightarrow \infty$, the set of change point estimators $\{\widehat{k}_j, j = 1, \dots, \widehat{J}_n : \widehat{k}_1 < \dots < \widehat{k}_{\widehat{J}_n}\}$ returned by the MOSUM procedure as in (4), satisfies:

- (i) $\Pr\left(\widehat{J}_n = J_n \text{ and } \max_{1 \leq j \leq J_n} |\widehat{k}_j - k_j| < G\right) \rightarrow 1$, and
- (ii) Additionally, assume that f_i is piecewise linear and continuous such that $d_j = |\alpha_{1,j+1} - \alpha_{1,j}|\Delta t$ in (7). Also, we use $\widehat{\tau}_k^2 = \widehat{\tau}^2$ which satisfies $\Pr(\widehat{\tau}^2 > 0) \rightarrow 1$ and $\widehat{\tau}^2 = O_P(1)$. Then, there exists a fixed constant $c_0 > 0$ such that for all $c_0 \leq \xi \leq G$ and $1 \leq j \leq J_n$,

$$\Pr\left(|\widehat{k}_{j\mathbb{I}_{\{j \leq \widehat{J}_n\}}} - k_j| \geq \xi\right) = O\left(d_j^{-\gamma} \xi^{-3\gamma/2}\right) + o(1).$$

Theorem 2.3 (i) shows that the MOSUM procedure achieves consistency in estimating J_n , and it locates a single estimator within the interval of length G from each $k_j, j = 1, \dots, J_n$.

Further, when f_i is continuous, (ii) derives the rate of localization, which implies that

$$\max_{1 \leq j \leq J_n} d_j^{2/3} |\widehat{k}_j - k_j| = O_P \left(J_n^{1/\gamma} \right). \quad (10)$$

In particular, when $d_j = O(n^{-1})$ (which ensures the boundedness of f_i) and the number of change points is finite (i.e., $J_n = O(1)$), the localization rate, $\max_{1 \leq j \leq J_n} |\widehat{k}_j - k_j| = O_P(n^{2/3})$, matches the minimax lower bound derived in Raimondo (1998) in the context of a single sharp ‘cusp’ estimation (see Theorem 4.6 therein). In Theorem 2.3 (ii), the condition that the LRV estimator is not location-dependent, is made for the ease the proof, and this estimator $\widehat{\tau}^2$ is required only to be bounded appropriately without being consistent.

Remark 2.1 (Comparison with the existing results). Our theoretical results are derived under considerably weaker conditions compared to the existing literature. Most notably, we assume that $E(|\epsilon_i|^\gamma) < \infty$ with some finite $\gamma > 2$ only through (A2), whereas it is commonly assumed that $\{\epsilon_i\}$ is a sequence of (sub-)Gaussian random variables with the exception of Maeng and Fryzlewicz (2023), and the latter still requires that *all* moments of ϵ_i exist. When continuity is imposed on f_i (such that $\Delta_j^{(0)} = 0$), the condition (8) is analogous to those found in Baranowski et al. (2019) (permit diverging J_n as in this paper) and Fearnhead et al. (2019) (assume $J_n = O(1)$). Also, in this case, the rate of localization obtained in Theorem 2.3 (ii) (see (10)) is comparable to those obtained in the above papers, or even sharper when the number of change points grows slowly as $J_n = o(\log(n))$. We mention that Maeng and Fryzlewicz (2023) and Yu et al. (2022) derived the rate of localization without assuming continuity; we defer the discussion of the case of discontinuous f_i to Section 2.4.

2.3 Long-run variance estimation

There exist estimators of the LRV τ^2 that are robust to the presence of multiple mean shifts, for the mean change point detection problem (Eichinger and Kirch, 2018; Dette et al., 2020; McGonigle and Cho, 2023). However, to the best of our knowledge, no such estimator exists for the data segmentation problem under piecewise linearity. We propose a MOSUM-based local estimator of LRV that extends the estimator of Eichinger and Kirch (2018) to our setting.

Denote by $\Gamma(h) = \text{Cov}(\epsilon_0, \epsilon_h)$ the autocovariance (ACV) function of $\{\epsilon_i\}$ at lag h , such that $\tau^2 = \sigma^2 + 2 \sum_{h=1}^{\infty} \Gamma(h)$. Then we propose a MOSUM-based local ACV estimator $\widehat{\Gamma}_k(h) = (\widehat{\Gamma}_{k,+}(h) + \widehat{\Gamma}_{k,-}(h))/2$, where

$$\begin{aligned} \widehat{\Gamma}_{k,+}(h) &= \frac{1}{G-2} \sum_{i=k+1}^{k+G-h} (X_i - \mathbf{x}_{i,k}^\top \widehat{\boldsymbol{\beta}}^+(k)) (X_{i+h} - \mathbf{x}_{i+h,k}^\top \widehat{\boldsymbol{\beta}}^+(k)) \quad \text{and} \\ \widehat{\Gamma}_{k,-}(h) &= \frac{1}{G-2} \sum_{i=k-G+1}^{k-h} (X_i - \mathbf{x}_{i,k}^\top \widehat{\boldsymbol{\beta}}^-(k)) (X_{i+h} - \mathbf{x}_{i+h,k}^\top \widehat{\boldsymbol{\beta}}^-(k)), \end{aligned}$$

with estimating τ^2 by $\widehat{\tau}_k^2 = \widehat{\Gamma}_k(0) + 2 \sum_{h=1}^{S_n} \mathcal{K}(h/S_n) \widehat{\Gamma}_k(h)$. Here $\mathcal{K}(\cdot)$ is a bounded kernel such as the flat-top (Politis and Romano, 1995) or Bartlett kernels, and S_n denotes the kernel bandwidth.

If we additionally assume that $\{\epsilon_i\}$ is a sequence of i.i.d. random variables, it suffices to estimate the variance σ^2 by

$$\widehat{\sigma}_k^2 = \widehat{\Gamma}_k(0). \quad (11)$$

Theorem 2.4. Assume that $\{\epsilon_i\}$ satisfies (A1) and $\mathbf{E}(|\epsilon_1|^4) < \infty$, and the bandwidth G satisfies (5). Furthermore, assume that $\sup_{h \in \mathbb{Z}} \sum_{k \in \mathbb{Z}} \sum_{\ell \in \mathbb{Z}} |\omega(h, k, \ell)| < \infty$, where $\omega(h, k, \ell) = \text{Cov}(\epsilon_{1+h}, \epsilon_{1+k}\epsilon_{1+\ell})$.

- (i) If $0 \leq \mathcal{K}(x) \leq C$ for some constant $C \in (0, \infty)$ and $G^{-2}S_n^2n = O(1)$, uniformly over all k satisfying $\min_{1 \leq j \leq J_n} |k - k_j| \geq G$, we have

$$|\widehat{\tau}_k^2 - \tau^2| = O_P \left(\frac{\sqrt{n}S_n}{G} + \sum_{h \in \mathbb{Z}} \left| \mathcal{K} \left(\frac{h}{S_n} \right) - 1 \right| |\Gamma(h)| \right).$$

- (ii) Additionally, suppose that $\{\epsilon_i\}$ is i.i.d.

- (a) Uniformly over all k satisfying $\min_{1 \leq j \leq J_n} |k - k_j| \geq G$, we have

$$|\widehat{\sigma}_k^2 - \sigma^2| = o_P \left(\frac{1}{\log(n/G)} \right) \quad \text{and} \quad \widehat{\sigma}_k^{-2} = O_P(1).$$

- (b) $\max_{G \leq k \leq n-G} \widehat{\sigma}_k^2 = O_P(1)$, provided that $\max_{1 \leq j \leq J_n} \|\Delta_j\| = O(1)$.

Theorem 2.4 establishes that under weak dependence, $\widehat{\tau}_k^2$ fulfils the first condition in (B1). Some kernel-based LRV estimators are not guaranteed to be positive, in which case a standard solution is to truncate the estimator from the below, and we may similarly enforce the boundedness from the above. Under independence, $\widehat{\sigma}_k^2$ satisfies both (B1) and (B2) without such truncation.

2.4 When f_i is piecewise linear and discontinuous

In this section, we explore the behavior of the Wald-type MOSUM statistic $W_{k,n}(G)$ in (2) when f_i is not necessarily continuous.

For $k \in \{k_j - G + 1, \dots, k_j + G\}$, we can approximate $\mathbf{E}[\widehat{\beta}^+(k) - \widehat{\beta}^-(k)]$ by

$$\delta_j(\kappa) = (1 - |\kappa|) \begin{bmatrix} 1 - 3|\kappa| & \kappa(1 - |\kappa|) \\ -6\kappa & -2|\kappa|^2 + |\kappa| + 1 \end{bmatrix} \Delta_j, \quad \text{where } \kappa = \frac{k - k_j}{G}.$$

See Lemma B.8 in Appendix B. For $\kappa \in (-1, 1]$, we define

$$g_j(\kappa) = \sqrt{(\delta_j(\kappa))^\top \begin{bmatrix} 1 & 0 \\ 0 & \frac{1}{3} \end{bmatrix} \delta_j(\kappa)},$$

where the weight matrix is proportional to Σ^{-1} . When f_i is piecewise linear and continuous such that $\Delta_j = (0, \Delta_j^{(1)})^\top$, we can further simplify it to $g_j(\kappa) = (1 - |\kappa|)^2 \sqrt{|\kappa|^2 + (2|\kappa| + 1)^2/3} |\Delta_j^{(1)}|$, which has its maximum attained at $\kappa = 0$. In short, when f_i is continuous, the ‘signal’ part of $W_{k,n}(G)$ forms local maxima at the true change points under (C1).

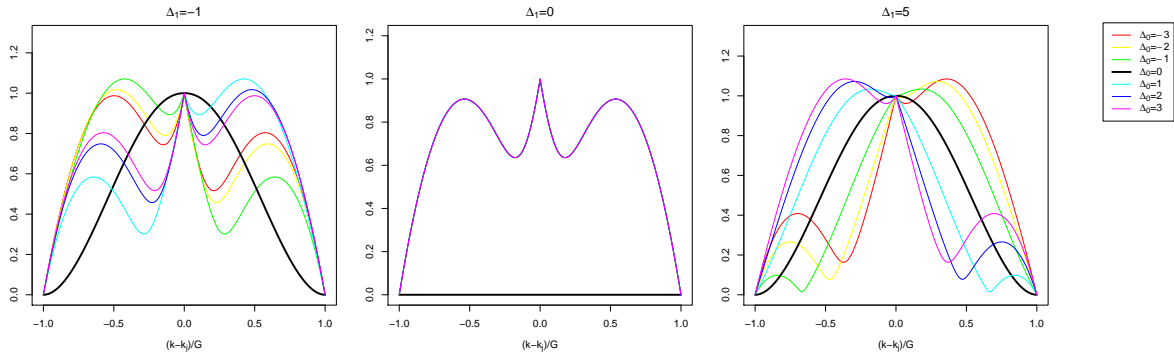


Figure 3: Behavior of $g_j(\kappa)/g_j(0)$, $\kappa \in (-1, 1]$, when $\Delta_j^{(1)} = -1$ (left), $\Delta_j^{(1)} = 0$ (middle) and $\Delta_j^{(1)} = 5$ (right) and $\Delta_j^{(0)} \in \{-3, -2, \dots, 3\}$. In each plot, the curve corresponding to $\Delta_j^{(0)} = 0$ is highlighted in bold. We adopt the convention $0/0 = 0$ in the case where $g_j(\kappa) \equiv 0$ for all κ .

The behavior of $g_j(\kappa)$ becomes more complex when f_i contains discontinuities as illustrated in Figure 3, which plots the ratio $g_j(\kappa)/g_j(0)$ for varying combinations of $\Delta_j = (\Delta_j^{(0)}, \Delta_j^{(1)})$. When either $\Delta_j^{(0)} = 0$ or $\Delta_j^{(1)} = 0$, the ratio is maximised at $\kappa = 0$ and in the latter case, $g_j(\kappa)$ is unimodal. However, this no longer holds when $\Delta_j^{(0)} \neq 0$ and in fact, $g_j(\kappa)$ has its maximum anywhere within $\kappa \in (-1, 1]$. Due to this, in the absence of continuity, we cannot derive the refined rate of localization for the change point estimators as in Theorem 2.3 (ii), although the proposed MOSUM procedure achieves consistency in detecting the presence of multiple change points regardless of whether $\Delta_j^{(0)} = 0$ or not. To the best of our knowledge, this characteristic of the Wald-type MOSUM statistic under piecewise linearity has previously been unobserved. We envision that once a change point is detected, its location can further be refined as in Chen (2021) or Yu et al. (2022) where in particular, the former proposes an estimator that adapts to the unknown regime.

In practice, we benefit from using the proposed local variance estimator in (11), see Figure 4. Here, we generate X_i under (1) with $n = 3500$, $\Delta t = 0.01$ and $\epsilon_i \sim_{\text{i.i.d.}} \mathcal{N}(0, 0.1^2)$; for the purpose of illustration, we choose the small error variance so that the data sequence is close to being noiseless. The underlying signal f_i is piecewise linear and undergoes three discontinuous jumps at $k_1 = 1000$, $k_2 = 2000$ and $k_3 = 2500$. The middle panel plots $W_{k,n}(G)$ obtained with $G = 200$ and the local variance estimator $\hat{\sigma}_k$, and the last panel displays $\hat{\sigma}_k/\sigma \cdot W_{k,n}(G)$ with the same G , i.e., it is normalised using the true σ rather than its estimator. We observe that the former attains clear local maxima at the true change points, while the latter displays the behavior described in Figure 3. This discrepancy is thanks to the upward bias in $\hat{\sigma}_k^2$ for $k \in \{k_j - G + 1, \dots, k_j + G\} \setminus \{k_j\}$ due to the presence of changes, while it approximates the true variance well at $k = k_j$. This phenomenon, also observed in Eichinger and Kirch (2018), leads

to the desirable result of preventing the spurious peaks in $g_j(\kappa)$ held at $\kappa \neq 0$ from appearing as local maxima in $W_{k,n}(G)$ at $k \neq k_j$ empirically.

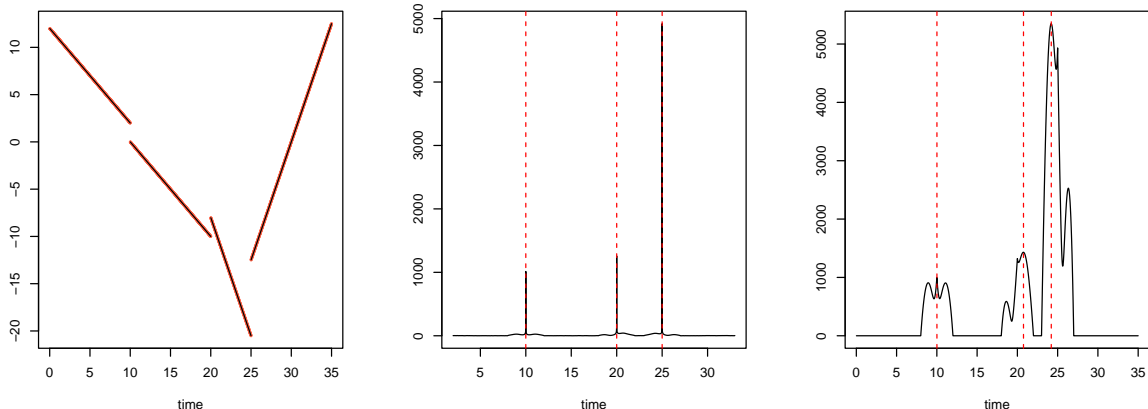


Figure 4: Left: X_i (red) and f_i (black). Middle: $W_{k,n}(G)$ with $G = 200$ and the local variance estimator $\hat{\sigma}_k$. Right: $W_{k,n}(G)$ with σ used in place of $\hat{\sigma}_k$.

3 Numerical considerations

3.1 Computational complexity

The computational complexity of the proposed MOSUM procedure is $O(n)$. To see this, note that the coefficient estimators $\hat{\beta}^\pm(k)$ can be updated sequentially as

$$\begin{aligned} \hat{\beta}_1^\pm(k+1) &= \hat{\beta}_1^\pm(k) + B^\pm(k), \quad \text{where } A = \sum_{i=1}^G \left(i - \frac{G+1}{2}\right)^2 \Delta t, \\ B^+(k) &= \frac{1}{A} \left(\frac{G-1}{2} X_{k+G+1} - \sum_{i=2}^G X_{k+i} + \frac{G-1}{2} X_{k+1} \right) \quad \text{and} \\ B^-(k) &= \frac{1}{A} \left(\frac{G-1}{2} X_{k+1} - \sum_{i=2}^G X_{k-G+i} + \frac{G-1}{2} X_{k-G+1} \right), \quad \text{and} \\ \hat{\beta}_0^+(k+1) - \hat{\beta}_0^-(k+1) &= \hat{\beta}_0^+(k) - \hat{\beta}_0^-(k) \\ &\quad + \frac{1}{G} (X_{k+G+1} - 2X_{k+1} + X_{k-G+1}) - \left(\frac{G+1}{2} B^+(k) + \frac{G-1}{2} B^-(k) \right) \Delta t, \end{aligned}$$

and the computation of $B^\pm(k)$ for all k is of complexity $O(n)$. Similarly, noting that the local variance estimator in (11) can be written as $\hat{\sigma}_k^2 = (\hat{\sigma}_{k,+}^2 + \hat{\sigma}_{k,-}^2)/2$ with

$$\hat{\sigma}_{k,+}^2 = \frac{1}{G-2} \left(\sum_{i=1}^G X_{k+i}^2 - \frac{1}{G} \left(\sum_{i=1}^G X_{k+i} \right)^2 - (\hat{\beta}_1^+(k))^2 A \Delta t \right) \quad \text{and}$$

$$\hat{\sigma}_{k,-}^2 = \frac{1}{G-2} \left(\sum_{i=1}^G X_{k-G+i}^2 - \frac{1}{G} \left(\sum_{i=1}^G X_{k-G+i} \right)^2 - (\hat{\beta}_1^-(k))^2 A \Delta t \right),$$

it can also be updated sequentially. In Sections 4 and 5, we demonstrate numerically that the proposed MOSUM procedure is highly competitive compared to the existing methods.

3.2 Multiscale extension

Assumptions (C1) and (C2) imply that the single-bandwidth MOSUM procedure is well-suited to detect changes that are homogeneous in their size and spacing. Accordingly, the choice of G influences the performance of the proposed MOSUM procedure. If G is chosen too small, the procedure may lack detection power, while when G is chosen too large, the violation of the condition (C1) makes it difficult to detect or locate change points which are close to one another.

Generally, it is well-recognized in the literature that a moving window-type procedure applied with a single bandwidth lacks adaptivity (Cho and Kirch, 2022b). One solution is to apply the procedure with multiple bandwidths, say $\mathcal{G} = \{G_b, 1 \leq b \leq B : G_1 < \dots < G_B\}$ and prune down the set of estimators which may contain duplicate estimators. Let $\hat{\mathcal{K}}(G) = \{\hat{k}_j(G), 1 \leq j \leq \hat{J}(G) : \hat{k}_1(G) < \dots < \hat{k}_{\hat{J}(G)}\}$ denote the set of estimators obtained with G as the bandwidth. In the canonical change point problem (with piecewise constant f_i), several methods exist for pruning down $\cup_{b=1}^B \hat{\mathcal{K}}(G_b)$. Messer et al. (2014) proposed a bottom-up merging procedure that sequentially examines $\hat{\mathcal{K}}(G_b)$ in the increasing order of G_b ; accepting all estimators from $\hat{\mathcal{K}}(G_1)$, a candidate estimator $\hat{k} \in \hat{\mathcal{K}}(G_b)$, $b \geq 2$, is accepted if there does not exist a competing estimator detected with a finer bandwidth within $\{\hat{k} - G_b + 1, \dots, \hat{k} + G_b\}$. We also mention the localized pruning method of Cho and Kirch (2022b) which identifies a minimal subset of $\cup_{b=1}^B \hat{\mathcal{K}}(G_b)$ that fulfils selection criteria based on the evaluation of the Bayesian information criterion (BIC).

We propose to adapt the bottom-up merging method where, instead of sorting the sets of estimators $\hat{\mathcal{K}}(G_b)$ in the increasing order of G_b , we use the BIC. For a set of candidate estimators \mathcal{K} , we evaluate

$$\text{BIC}(\mathcal{K}) = n \log \left(\frac{\text{RSS}(\mathcal{K})}{n} \right) + 2(|\mathcal{K}| + 1) \log(n),$$

where $\text{RSS}(\mathcal{K})$ denotes the residual sum of squares of the model fitted under (1) with \mathcal{K} as the set of change points, and $|\mathcal{K}|$ denotes its cardinality. Then, we sort the bandwidths as $G_{\pi(b)}$, $b = 1, \dots, B$, in the increasing order of BIC as $\text{BIC}(\hat{\mathcal{K}}(G_{\pi(1)})) < \text{BIC}(\hat{\mathcal{K}}(G_{\pi(2)})) < \dots < \text{BIC}(\hat{\mathcal{K}}(G_{\pi(B)}))$. With the thus-ordered bandwidths, we accept all estimators in $\hat{\mathcal{K}}(G_{\pi(1)})$ to the set of final estimators $\hat{\mathcal{K}}$ and sequentially accept $\hat{k} \in \hat{\mathcal{K}}(G_{\pi(b)})$ for $b = 2, \dots, B$, if $\min_{\hat{k}' \in \hat{\mathcal{K}}} |\hat{k} - \hat{k}'| > \theta G_b$ with a pre-determined constant $\theta \in (0, 1]$. We advocate this merging procedure over the bottom-up merging since at the finest scale, the convergence of the test statistic $W_n(G)$ to the Gumbel distribution derived in Theorem 2.2 is known to be slow. Combined with the phenomenon illustrated in Section 2.4, the MOSUM procedure tends to generate estimators with less accuracy when G is small, which are always accepted by the bottom-up merging procedure.

The BIC-based sorting of the bandwidths is proposed to avoid this issue and is shown to perform well in our simulation studies.

3.3 Tuning parameter selection

Critical value. The theoretically motivated critical value $C_n(G, \alpha)$ in (6) requires the selection of α . In view of the condition on α in (9), we use $\alpha = 0.05$ as the significance level throughout this paper. It also involves the unknown constant H through b_G , which we obtain numerically via following simulations. Randomly generating a sequence of independent random variables $\{X_i\}_{i=1}^n$ from $\mathcal{N}(0, 1)$, we compare the empirical median of $a_G W_n(G) - 2 \log(n/G) - \log \log(n/G)$ (setting $\hat{\tau}_k = 1$) with the median of Γ_2 to approximate $\log(H)$. Table 1 lists the approximated values of $\log(H)$ with varying (n, G) . Although not reported here, we obtain similar results from the data simulated as $X_i \sim \mathcal{N}(a_0 + a_1 i, 1)$ with varying (a_0, a_1) . Based on this, in all the numerical experiments, we use $\log(H) \approx 0.7284$.

Table 1: $\log(H)$ values obtained via simulation with varying (n, G) .

n	G	$\log(H)$	n	G	$\log(H)$
10^5	500	0.6375	10^6	5000	0.7433
10^5	1000	0.6544	10^6	10000	0.7284
10^5	2000	0.6383	10^6	20000	0.7099

Bandwidths. As discussed in Section 3.2, we adopt the multiscale MOSUM procedure with a set of bandwidths chosen as recommended in Cho and Kirch (2022b). Namely, we adopt $\mathcal{G} = \{G_b, b = 1, \dots, B\}$ generated as a Fibonacci sequence; for given $G_0 = G_1$, we generate $G_b = G_{b-1} + G_{b-2}$ for $b \geq 2$ until G_{B+1} exceeds $n/\log_{10}(n)$ while $G_B < n/\log_{10}(n)$. The finest bandwidth G_1 needs to be chosen sufficiently small so that $2G_1$ does not exceed the minimal distance between adjacent change points, although it cannot be too small given the condition (5). We use $G_1 \in \{10, 50\}$ in simulation studies and $G_1 = 100$ for real data analysis, which are set to be slightly greater than $0.01n$ for the sample size in consideration.

Tuning parameters η and θ . In our numerical experiments, varying η adopted in (4) does not bring in noticeably different performance within the range $\eta \in [0.2, 0.4]$. We recommend $\eta = 0.3$ as a default choice. For the parameter θ adopted in the multiscale extension discussed in Section 3.2, if too large a value is chosen, we may miss detecting some change points. From extensive simulation studies, our recommendation is to use $\theta = 0.8$.

4 Simulation studies

In this section, we investigate the empirical performance of the proposed MOSUM procedure in comparison with existing methods.

We consider a range of change point scenarios with $J = 3$ change points which are described in Sections 4.1–4.3, see also Figure 5. Additionally, we examine the case without any change point

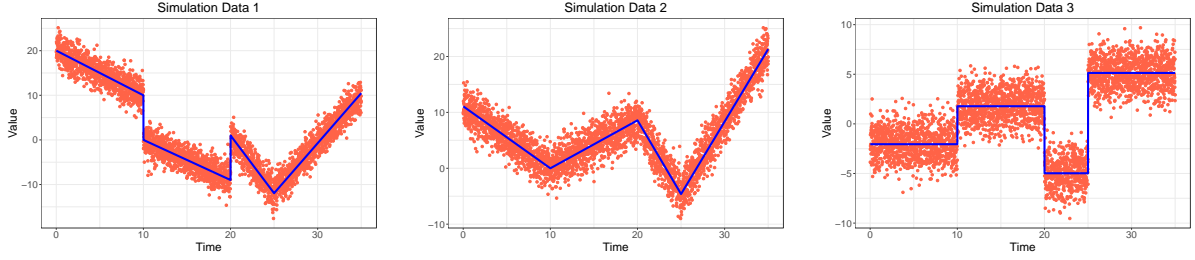


Figure 5: A realization from Simulations 1–3 (left to right) with $n = 3500$ and $\sigma = 2$. The true signal f_i is super-imposed (solid line).

($J = 0$) in Section 4.4. In all scenarios, we consider short ($n = 500$) and long ($n = 3500$) data sequences, which are comparable to those considered in Baranowski et al. (2019) and Maeng and Fryzlewicz (2023) in their simulation studies. We generate a sequence of i.i.d. random variables $\{\epsilon_i\}$ from zero-mean Gaussian, Laplace and t_5 distributions with varying levels of noise such that $\text{Var}(\epsilon_i) = \sigma^2$ for $\sigma \in \{0.5, 1, 1.5, 2\}$. In the change point scenarios, we report the results obtained with Gaussian errors in Sections 4.1–4.3 and provide the additional simulation results with heavy-tailed error distributions in Appendix A, where we observe that the MOSUM procedure performs similarly well regardless of the error distributions.

We apply the multiscale extension of the MOSUM procedure discussed in Section 3.2, with the tuning parameters as described in Section 3.3. In particular, the set of bandwidths is chosen as $\mathcal{G} = \{10, 20, 30, 50, 80, 130\}$ when $n = 500$, and $\mathcal{G} = \{50, 100, 150, 250, 400, 650\}$ when $n = 3500$. For comparison, we consider the methods proposed by Baranowski et al. (2019) (referred to as NOT.pwLin), Fearnhead et al. (2019) (CPOP) and Maeng and Fryzlewicz (2023) (TGUW). NOT.pwLin allows specifying whether f_i is continuous or not and accordingly, we separately report the results from NOT.pwLin with the continuity imposed, which is referred to as NOT.pwLinCont. For these methods, default tuning parameters recommended in their implementations are used.

For each setting, we report the results from 1000 replications according to the following measures of performance. Let $\mathcal{K} = \{t_{k_j}, 1 \leq j \leq J : k_1 < \dots < k_J\}$ denote the set of true change points, and $\hat{\mathcal{K}} = \{t_{\hat{k}_j}, 1 \leq j \leq \hat{J} : \hat{k}_1 < \dots < \hat{k}_{\hat{J}}\}$ the set of change point estimators. Then, we compute

$$\begin{aligned} \text{COUNTscore} &= |\hat{J} - J|, \\ \text{MAXscore1} &= \max_{1 \leq j \leq J} \min_{1 \leq j' \leq \hat{J}} |t_{\hat{k}_{j'}} - t_{k_j}| \quad \text{and} \quad \text{MAXscore2} = \max_{1 \leq j' \leq \hat{J}} \min_{1 \leq j \leq J} |t_{\hat{k}_{j'}} - t_{k_j}|. \end{aligned} \quad (12)$$

COUNTscore evaluates the accuracy in the estimator of the number of change points, and MAXscore1 and MAXscore2 assess both detection and localization accuracy. MAXscore1 is large when a true change point is undetected (false negative) while MAXscore2 is large when a spurious estimator is detected far from true change points (false positive). Together, they comprise the Hausdorff distance between $\hat{\mathcal{K}}$ and \mathcal{K} , which is given by $\max(\text{MAXscore1}, \text{MAXscore2})$. Additionally, Section 4.5 reports the average execution time.

4.1 Scenario 1: piecewise linear signal

We generate the piecewise linear signal f_i as

$$f_i = \begin{cases} \beta_1(t_i - 10) + 10 & (0 < i \leq k_1 = 1000) \\ \beta_2(t_i - 10) & (1000 < i \leq k_2 = 2000) \\ 10(1 + \beta_2) + \beta_3(t_i - 20) & (2000 < i \leq k_3 = 2500) \\ 10(1 + \beta_2) + 5\beta_3 + \beta_4(t_i - 25) & (2500 < i \leq n = 3500) \end{cases}$$

when $n = 3500$, and

$$f_i = \begin{cases} 10\beta_1(t_i - 1) + 10 & (0 < i \leq k_1 = 100) \\ 10\beta_2(t_i - 1) & (100 < i \leq k_2 = 200) \\ 10(1 + \beta_2) + \frac{10}{3}\beta_3(t_i - 2) & (200 < i \leq k_3 = 350) \\ 10(1 + \beta_2) + 5\beta_3 + \frac{20}{3}\beta_4(t_i - 3.5) & (350 < i \leq n = 500) \end{cases}$$

when $n = 500$, where $t_i = 0.01i$. The vector $\boldsymbol{\beta} = (\beta_1, \beta_2, \beta_3, \beta_4)^\top \sim \mathcal{N}(\boldsymbol{\mu}, \sigma_\beta^2 \mathbf{I})$ is randomly drawn for each realization with $\boldsymbol{\mu} = (-1, -1, -2.5, 2.5)^\top$ and $\sigma_\beta = 0.2$. Parameters are chosen differently when $n = 500$ and $n = 3500$ to ensure that f_i takes the same values at the three change points regardless of n for given $\boldsymbol{\beta}$. At $i = k_1$, the change in the intercept brings a discontinuity to the signal, at $i = k_2$, the slope changes as well as there being a discontinuous jump and at $i = k_3$, the slope changes while the signal remains continuous. A realization is shown in the left panel of Figure 5.

Table 2 summarizes the results using the three performance metrics in (12). The proposed MOSUM procedure estimates the total number and the locations of the change points with high accuracy, and it outperforms NOT.pwLin regardless of the noise level σ when the length of signal n is large and if σ is not so large, while their performance is comparable when $n = 500$. TGUW tends to be outperformed by both MOSUM and NOT.pwLin. As NOT.pwLinCont and CPOP assume that f_i is continuous, they tend to over-estimate the number of change points. Specifically, they introduce extra estimators near the discontinuities to approximate the discontinuous signal using continuous segments as illustrated in Figure 6.

4.2 Scenario 2: piecewise linear and continuous signal

We generate the piecewise linear signal f_i as

$$f_i = \begin{cases} \beta_1(t_i - 10) & (0 < i \leq k_1 = 1000) \\ \beta_2(t_i - 10) & (1000 < i \leq k_2 = 2000) \\ 10\beta_2 + \beta_3(t_i - 20) & (2000 < i \leq k_3 = 2500) \\ 10\beta_2 + 5\beta_3 + \beta_4(t_i - 25) & (2500 < i \leq n = 3500) \end{cases}$$

Table 2: Scenario 1: Results from the proposed MOSUM procedure, NOT.pwLin, NOT.pwLinCont, CPOP, and TGUW. We report the average and standard error (in parentheses) of the performance metrics in (12) over 1000 realizations.

$(n = 500)$	σ	MOSUM	NOT.pwLin	NOT.pwLinCont	CPOP	TGUW
COUNT _{score}	0.5	0.011 (0.1135)	0.007 (0.0947)	2.165 (1.6169)	2.022 (0.1719)	0.021 (0.1435)
	1	0.008 (0.0891)	0.004 (0.0632)	2.419 (2.4152)	2.015 (0.1216)	0.019 (0.1437)
	1.5	0.061 (0.2781)	0.007 (0.0834)	2.562 (2.6354)	2.019 (0.1366)	0.039 (0.1988)
	2	0.368 (0.6746)	0.004 (0.0632)	2.354 (1.8466)	2.018 (0.1403)	0.095 (0.3034)
MAX _{score1}	0.5	0.019 (0.0139)	0.022 (0.014)	0.016 (0.008)	0.005 (0.0057)	0.028 (0.0217)
	1	0.029 (0.0209)	0.039 (0.0237)	0.025 (0.0304)	0.008 (0.0085)	0.046 (0.0344)
	1.5	0.041 (0.0315)	0.053 (0.0313)	0.034 (0.0205)	0.012 (0.0099)	0.062 (0.0465)
	2	0.07 (0.0605)	0.065 (0.0376)	0.049 (0.0748)	0.017 (0.013)	0.077 (0.0558)
MAX _{score2}	0.5	0.024 (0.0705)	0.025 (0.0555)	0.047 (0.1088)	0.021 (0.1033)	0.029 (0.0288)
	1	0.034 (0.0609)	0.041 (0.0379)	0.081 (0.2161)	0.019 (0.078)	0.048 (0.0449)
	1.5	0.052 (0.0705)	0.057 (0.0678)	0.125 (0.2893)	0.021 (0.0594)	0.065 (0.057)
	2	0.113 (0.1098)	0.066 (0.0388)	0.139 (0.2756)	0.026 (0.075)	0.081 (0.0717)
$(n = 3500)$	σ	MOSUM	NOT.pwLin	NOT.pwLinCont	CPOP	TGUW
COUNT _{score}	0.5	0 (0)	0.002 (0.0447)	2.004 (0.1265)	2.003 (0.0547)	0.037 (0.2041)
	1	0.001 (0.0316)	0.003 (0.0547)	2.029 (0.3692)	2.007 (0.0947)	0.029 (0.1679)
	1.5	0 (0)	0.003 (0.0547)	2.01 (0.1262)	2.004 (0.0894)	0.043 (0.203)
	2	0 (0)	0.003 (0.0547)	2.017 (0.1508)	2.004 (0.0632)	0.09 (0.2863)
MAX _{score1}	0.5	0.06 (0.0391)	0.073 (0.0406)	0.033 (0.0134)	0.012 (0.0101)	0.093 (0.068)
	1	0.088 (0.0601)	0.123 (0.0653)	0.046 (0.0259)	0.02 (0.0159)	0.152 (0.1142)
	1.5	0.105 (0.0724)	0.159 (0.085)	0.062 (0.041)	0.027 (0.0206)	0.203 (0.1475)
	2	0.126 (0.0888)	0.193 (0.1057)	0.083 (0.063)	0.037 (0.0278)	0.259 (0.1849)
MAX _{score2}	0.5	0.06 (0.0391)	0.076 (0.0831)	0.079 (0.2573)	0.025 (0.316)	0.119 (0.4068)
	1	0.093 (0.1545)	0.131 (0.2561)	0.121 (0.5554)	0.047 (0.4254)	0.158 (0.1386)
	1.5	0.105 (0.0724)	0.161 (0.0961)	0.113 (0.4401)	0.041 (0.3216)	0.208 (0.1633)
	2	0.126 (0.0888)	0.196 (0.1252)	0.132 (0.3214)	0.048 (0.2331)	0.266 (0.2093)

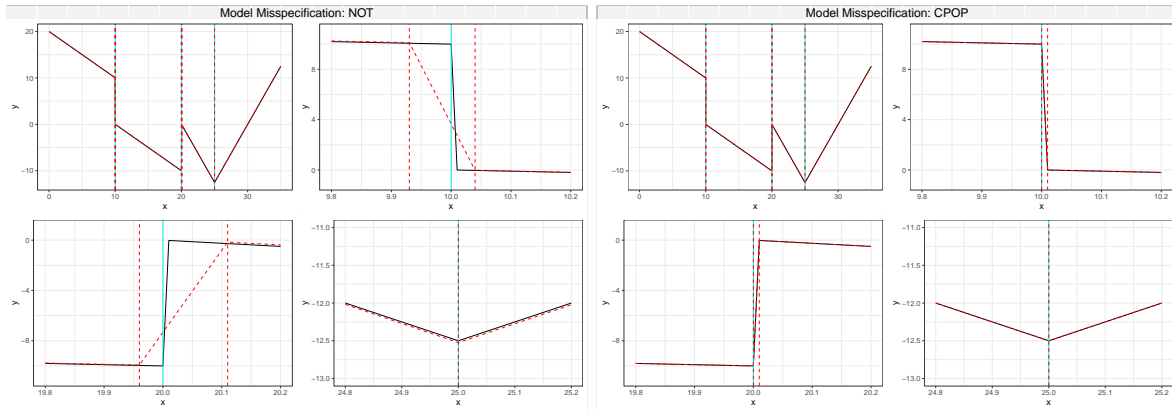


Figure 6: Scenario 1: Left: NOT.pwLinCont approximates the discontinuous signal f_i (top left) around k_1 and k_2 by introducing additional change point estimators (top right and bottom left) while estimating the continuous kink at k_3 well (bottom right). True signal and change point locations are denoted by solid lines, while the estimated signal and change point locations are given by dashed lines. The right panel similarly illustrates the performance of CPOP.

when $n = 3500$, and

$$f_i = \begin{cases} 10\beta_1(t_i - 1) & (0 < i \leq k_1 = 100) \\ 10\beta_2(t_i - 1) & (100 < i \leq k_2 = 200) \\ 10\beta_2 + \frac{10}{3}\beta_3(t_i - 2) & (200 < i \leq k_3 = 350) \\ 10\beta_2 + 5\beta_3 + \frac{20}{3}\beta_4(t_i - 16) - 3.5 & (350 < i \leq n = 500) \end{cases}$$

when $n = 500$, with $t_i = 0.01i$. We generate $(\beta_1, \beta_2, \beta_3, \beta_4)^\top$ as in Scenario 1. The middle panel of Figure 5 shows that f_i is piecewise linear and continuous. As expected, NOT.pwLinCont and CPOP perform well and the former detects the correct number of change points in all realizations, see Table 3. The MOSUM procedure performs comparably to NOT.pwLinCont in terms of detection and even outperforms CPOP in this respect, but its estimation accuracy is worse than these methods. This may be explained by that our method does not use the extra information that the signal is continuous, i.e., no constraint is imposed when estimating $\hat{\beta}^\pm(k)$. In most settings, the MOSUM procedure attains better detection and estimation accuracy compared to NOT.pwLin and TGUW.

Table 3: Scenario 2: Results from the proposed MOSUM procedure, NOT.pwLin, NOT.pwLinCont, CPOP, and TGUW. We report the average and standard error (in parentheses) of the performance metrics in (12) over 1000 realizations.

$(n = 500)$	σ	MOSUM	NOT.pwLin	NOT.pwLinCont	CPOP	TGUW
COUNT _{score}	0.5	0.012 (0.1178)	0.007 (0.0947)	0 (0)	0.028 (0.193)	0.076 (0.2726)
	1	0.007 (0.0834)	0.004 (0.0632)	0.001 (0.0316)	0.022 (0.1534)	0.043 (0.2078)
	1.5	0.005 (0.0706)	0.014 (0.1258)	0.001 (0.0316)	0.018 (0.1403)	0.047 (0.221)
	2	0.003 (0.0547)	0.006 (0.0773)	0.003 (0.0547)	0.02 (0.1601)	0.04 (0.2108)
MAX _{score1}	0.5	0.034 (0.0147)	0.041 (0.0164)	0.011 (0.0052)	0.013 (0.007)	0.055 (0.026)
	1	0.053 (0.0237)	0.07 (0.0261)	0.02 (0.0097)	0.021 (0.013)	0.09 (0.0411)
	1.5	0.073 (0.0344)	0.096 (0.0372)	0.028 (0.0158)	0.029 (0.018)	0.124 (0.0579)
	2	0.089 (0.0389)	0.12 (0.0447)	0.038 (0.0213)	0.038 (0.0225)	0.152 (0.0674)
MAX _{score2}	0.5	0.04 (0.0695)	0.043 (0.0342)	0.011 (0.0052)	0.025 (0.1117)	0.061 (0.0551)
	1	0.057 (0.0597)	0.071 (0.035)	0.02 (0.01)	0.028 (0.0848)	0.094 (0.0531)
	1.5	0.075 (0.0537)	0.099 (0.0485)	0.028 (0.0195)	0.035 (0.0796)	0.128 (0.0682)
	2	0.09 (0.0435)	0.122 (0.0512)	0.039 (0.0271)	0.046 (0.0898)	0.157 (0.0826)
$(n = 3500)$	σ	MOSUM	NOT.pwLin	NOT.pwLinCont	CPOP	TGUW
COUNT _{score}	0.5	0.002 (0.0447)	0.004 (0.0632)	0 (0)	0.007 (0.0834)	0.093 (0.3073)
	1	0 (0)	0 (0)	0 (0)	0.003 (0.0547)	0.069 (0.2652)
	1.5	0 (0)	0.001 (0.0316)	0 (0)	0.006 (0.0773)	0.073 (0.2641)
	2	0 (0)	0.003 (0.0547)	0 (0)	0.005 (0.0706)	0.065 (0.2466)
MAX _{score1}	0.5	0.122 (0.0552)	0.16 (0.0616)	0.023 (0.0121)	0.028 (0.0207)	0.229 (0.1176)
	1	0.186 (0.0883)	0.262 (0.1016)	0.047 (0.0253)	0.05 (0.0261)	0.372 (0.1817)
	1.5	0.254 (0.1327)	0.359 (0.1431)	0.073 (0.0409)	0.076 (0.0528)	0.506 (0.2401)
	2	0.32 (0.1639)	0.44 (0.1728)	0.099 (0.0565)	0.1 (0.0634)	0.623 (0.2983)
MAX _{score2}	0.5	0.130 (0.2598)	0.168 (0.2147)	0.023 (0.0121)	0.046 (0.4038)	0.246 (0.1674)
	1	0.186 (0.0883)	0.262 (0.1016)	0.047 (0.0253)	0.054 (0.0969)	0.393 (0.2488)
	1.5	0.254 (0.1327)	0.359 (0.1431)	0.073 (0.0409)	0.079 (0.1024)	0.531 (0.309)
	2	0.32 (0.1639)	0.442 (0.193)	0.099 (0.0565)	0.109 (0.2848)	0.648 (0.368)

4.3 Scenario 3: piecewise constant signal

We consider the piecewise constant signal which is generated as

$$f_i = \begin{cases} \beta_1 & (0 < i \leq k_1 = 1000) \\ \beta_2 & (1000 < i \leq k_2 = 2000) \\ \beta_3 & (2000 < i \leq k_3 = 2500) \\ \beta_4 & (2500 < i \leq n = 3500), \end{cases} \quad \text{or} \quad f_i = \begin{cases} 3\beta_1 & (0 < i \leq k_1 = 100) \\ 3\beta_2 & (100 < i \leq k_2 = 200) \\ 3\beta_3 & (200 < i \leq k_3 = 350) \\ 3\beta_4 & (350 < i \leq n = 500), \end{cases} \quad (13)$$

with $t_i = 0.01i$. We draw $\boldsymbol{\beta} = (\beta_1, \beta_2, \beta_3, \beta_4)^\top$ from $\mathcal{N}(\boldsymbol{\mu}, \sigma_\beta^2 \mathbf{I})$ with $\boldsymbol{\mu} = (-2, 2, -5, 5)^\top$ and $\sigma_\beta = 0.2$. This setting corresponds to when $\alpha_{1,j} = 0$ under (1), and a realization from this model is shown in the right panel of Figure 5. The NOT is originally proposed by Baranowski et al. (2019) as a methodology for detecting change-like features. Its variant is applicable to detect change points when f_i is piecewise constant which we refer to as NOT.pwConst. Accordingly, we compare the performance of the MOSUM procedure with NOT.pwLin and NOT.pwConst as well as TGUW, see Table 4 for the summary of the results. The MOSUM procedure shows comparable or better performance than most competitors regardless of n when the noise level is small ($\sigma \leq 1.5$). Its performance is relatively worse as σ grows which can similarly be accounted for as in Scenario 2, by that the MOSUM procedure does not pre-suppose that the signal is piecewise constant. Nonetheless, the MOSUM procedure can detect the change points consistently regardless of whether the underlying signal is piecewise constant or linear and whether it is continuous or not.

Table 4: Scenario 3: Results from the proposed MOSUM procedure, NOT.pwLin, and NOT.pwConst, and TGUW. We report the average and standard error (in parentheses) of the performance metrics in (12) over 1000 realizations.

$(n = 500)$	σ	MOSUM	NOT.pwLin	NOT.pwConst	TGUW
COUNTscore	0.5	0.002 (0.0447)	0.001 (0.0316)	0.039 (0.2086)	0.007 (0.1377)
	1	0.005 (0.0706)	0.005 (0.0706)	0.034 (0.1868)	0.003 (0.0707)
	1.5	0.008 (0.0891)	0.001 (0.0316)	0.039 (0.227)	0.007 (0.1047)
	2	0.051 (0.2655)	0.005 (0.0706)	0.054 (0.2778)	0.024 (0.1657)
MAXscore1	0.5	0 (0)	0 (0)	0 (0)	0 (0)
	1	0 (0)	0 (0)	0 (0)	0 (0)
	1.5	0 (0)	0 (0)	0 (0)	0 (0.0018)
	2	0.004 (0.0247)	0 (0.0033)	0 (0.001)	0.001 (0.0048)
MAXscore2	0.5	0.001 (0.0288)	0.001 (0.0256)	0.012 (0.0876)	0.001 (0.0238)
	1	0.002 (0.0345)	0.001 (0.0204)	0.012 (0.0915)	0.001 (0.0178)
	1.5	0.003 (0.0321)	0 (0.0073)	0.015 (0.1092)	0.003 (0.0511)
	2	0.012 (0.065)	0.003 (0.0504)	0.022 (0.1319)	0.005 (0.0563)
$(n = 3500)$	σ	MOSUM	NOT.pwLin	NOT.pwConst	TGUW
COUNTscore	0.5	0 (0)	0.003 (0.0547)	0.006 (0.0773)	0.005 (0.0706)
	1	0 (0)	0.001 (0.0316)	0.008 (0.0891)	0.073 (0.2603)
	1.5	0.021 (0.1435)	0.005 (0.0706)	0.011 (0.1135)	0.173 (0.3889)
	2	0.205 (0.4349)	0 (0)	0.019 (0.1366)	0.263 (0.4879)
MAXscore1	0.5	0 (0)	0 (0)	0 (0)	0 (0.0018)
	1	0.001 (0.0026)	0.001 (0.0026)	0.001 (0.0026)	0.006 (0.0131)
	1.5	0.015 (0.0814)	0.003 (0.0064)	0.003 (0.0064)	0.021 (0.0335)
	2	0.139 (0.2873)	0.007 (0.0108)	0.007 (0.011)	0.049 (0.0761)
MAXscore2	0.5	0 (0)	0.014 (0.3351)	0.012 (0.299)	0.001 (0.0142)
	1	0.001 (0.0026)	0.001 (0.0048)	0.035 (0.4835)	0.008 (0.0185)
	1.5	0.02 (0.1105)	0.024 (0.4353)	0.037 (0.498)	0.028 (0.0523)
	2	0.197 (0.4004)	0.007 (0.0108)	0.062 (0.5403)	0.068 (0.1884)

4.4 Scenario 4: when $J = 0$

We generate f_i as linear without any change point, as

$$f_i = \beta t_i + 10, \quad t_i = 0.01i, \quad 1 \leq i \leq n, \quad (14)$$

with $n \in \{500, 3500\}$. As before, $t_i = 0.01i$ and $\beta \sim \mathcal{N}(-1, 0.2^2)$ is randomly drawn for each realization. We generate ϵ_i from zero-mean Gaussian, Laplace and t_5 distributions such that $\text{Var}(\epsilon_i) = \sigma^2$ with varying $\sigma \in \{0.5, 1, 1.5, 2\}$. Table 5 reports COUNTscore, which shows that the proposed MOSUM procedure is not sensitive to the distribution of ϵ_i and does not return any false positive on almost all realizations. NOT-based methods work well even when ϵ_i is not Gaussian, and generally NOT.pwLinCont is more conservative than NOT.pwLin. CPOP and TGUW suffer greatly when the error distribution is heavy-tailed, and the former in particular detects a large number of false positives.

Table 5: Scenario 4: Results from the proposed MOSUM procedure as well as NOT.pwLin, NOT.pwLinCont, CPOP, and TGUW. We report the average and standard error (in parentheses) of COUNTscore over 1000 realizations.

$(n = 500)$	σ	MOSUM	NOT.pwLin	NOT.pwLinCont	CPOP	TGUW
Gaussian	0.5	0.01 (0.0995)	0.004 (0.0632)	0 (0)	0.005 (0.0706)	0.006 (0.1094)
	1	0.003 (0.0547)	0.002 (0.0447)	0.004 (0.0632)	0.011 (0.1135)	0 (0)
	1.5	0.007 (0.0834)	0.003 (0.0547)	0.002 (0.0447)	0.011 (0.13)	0 (0)
	2	0.009 (0.0945)	0.004 (0.0632)	0.005 (0.0706)	0.012 (0.1178)	0.004 (0.0894)
Laplace	0.5	0.005 (0.0706)	0.029 (0.2285)	0.001 (0.0316)	1.523 (2.2182)	0.334 (0.9856)
	1	0.005 (0.0706)	0.023 (0.2013)	0.001 (0.0316)	1.684 (2.3946)	0.269 (0.8907)
	1.5	0.004 (0.0632)	0.019 (0.1808)	0.002 (0.0447)	1.721 (2.378)	0.351 (0.9843)
	2	0.003 (0.0547)	0.025 (0.206)	0.001 (0.0316)	1.635 (2.4223)	0.302 (0.959)
t_5	0.5	0.009 (0.0945)	0.019 (0.1633)	0.001 (0.0316)	1.778 (2.4176)	0.151 (0.6408)
	1	0.003 (0.0547)	0.042 (0.2652)	0.001 (0.0316)	1.815 (2.2654)	0.223 (0.7732)
	1.5	0.006 (0.0893)	0.029 (0.2102)	0.001 (0.0316)	1.805 (2.3243)	0.215 (0.7845)
	2	0.007 (0.0947)	0.03 (0.2077)	0.004 (0.0632)	1.763 (2.3281)	0.141 (0.5912)
$(n = 3500)$	σ	MOSUM	NOT.pwLin	NOT.pwLinCont	CPOP	TGUW
Gaussian	0.5	0 (0)	0 (0)	0 (0)	0.002 (0.0447)	0.002 (0.0632)
	1	0 (0)	0 (0)	0 (0)	0 (0)	0 (0)
	1.5	0.001 (0.0316)	0 (0)	0.001 (0.0316)	0.001 (0.0316)	0 (0)
	2	0 (0)	0 (0)	0 (0)	0 (0)	0 (0)
Laplace	0.5	0 (0)	0.01 (0.1411)	0 (0)	3.362 (3.4004)	0.849 (1.9764)
	1	0 (0)	0.017 (0.1864)	0 (0)	3.397 (3.2376)	0.904 (1.9567)
	1.5	0 (0)	0.013 (0.1577)	0 (0)	3.184 (3.0465)	0.859 (1.9367)
	2	0 (0)	0.004 (0.0894)	0 (0)	3.292 (3.2477)	0.754 (1.8409)
t_5	0.5	0 (0)	0.022 (0.2039)	0 (0)	5.668 (4.1193)	0.572 (1.5822)
	1	0 (0)	0.021 (0.1913)	0.001 (0.0316)	5.993 (4.1367)	0.516 (1.5219)
	1.5	0 (0)	0.008 (0.1482)	0 (0)	5.883 (4.2099)	0.558 (1.5694)
	2	0 (0)	0.015 (0.1637)	0.002 (0.0632)	5.773 (4.2525)	0.62 (1.7054)

4.5 Execution time

We report the average execution time of different methods when they are applied to 100 realizations from Scenario 1 with $n = 3500$, see Table 6. As discussed in Section 3.1, the sequential

update available for the MOSUM statistics makes the computational complexity of the proposed method very low. When applied with a single bandwidth, the MOSUM procedure requires less than 1ms, and when used with the set of bandwidths \mathcal{G} with $|\mathcal{G}| = 6$, its multiscale extension still requires less than 5ms on average. In contrast, NOT.pwLin and NOT.pwLinCont are much slower, with the average execution time exceeding 200ms, Their performance is followed by TGUW, and the dynamic programming-based CPOP takes more than 20 seconds for its execution. This demonstrates the computational advantage of the MOSUM procedure, particularly when the length of the datasets grows. Although not reported here, similar observations are made across different simulation scenarios.

Table 6: Average execution time (in milliseconds) of change point detection methods over 100 realizations generated as in Scenario 1 ($n = 3500$). All experiments are conducted on R 4.2.1 with the processor of 2100MHz 12-core i7-1260P and 16GB of memory.

	MOSUM	MOSUM	NOT		CPOP	TGUW
	($G = 200$)	(multiscale)	pwLin	pwLin.Cont		
Time (ms)	0.685	3.853	187.88	521.55	$> 2 \times 10^4$	1843.37

5 Real data analysis

We analyse a time series dataset collected from test bearings installed on a shaft as described in Qiu et al. (2006). Accelerometers were installed on four test bearings, and their vibrations were recorded from February 12th at 10:32:39 to February 19th at 06:22:39 in 2004. A failure occurred in one of the bearings, so we focus on the data collected from the faulty bearing. We analyse the dataset processed by taking a one-minute average, which yields a data sequence of length $n = 9830$. We take this approach rather than using the raw time series to rule out the periodic vibration and focus on detecting changes in the trend of the data. The thus-obtained dataset appear to have its mean remain stable during the first half of the observed period but after February 16th, an increasing trend appears and severe instabilities are observed from February 17th.

We apply the multiscale extension of the MOSUM procedure described in Section 3.2 with the set of bandwidths $\mathcal{G} = \{100, 200, 300, 500, 800, 1300, 2100\}$. The estimated change points are shown in the top panel of Figure 7, along with the estimator of the piecewise linear signal. There are 19 change points detected, and many of them are detected after February 16th. This agrees that the series is unstable and more volatile in the second half of the observation period. Figure 8 plots the autocorrelations of the residuals from fitting a piecewise linear signal to the data with these change point estimators, which indicates that independence assumption is reasonable for the current data.

For comparison, we apply NOT.pwLin and methods which detect change points under piecewise constant modelling, such as NOT.pwConst (see Section 4.3) and MOSUM.pwConst, the multiscale MOSUM procedure combined with the bottom-up merging (Messer et al., 2014) as implemented in Meier et al. (2021); we apply the latter with \mathcal{G} as the set of bandwidths. For

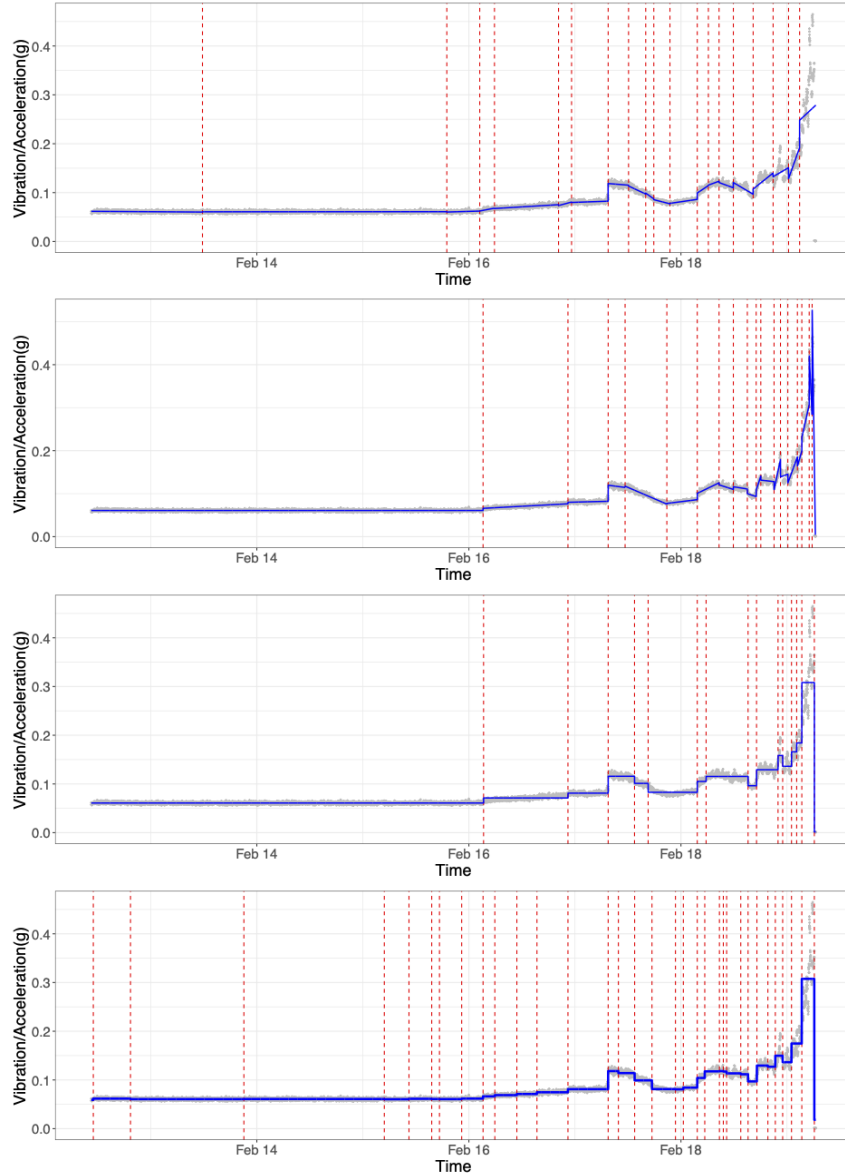


Figure 7: Bearing dataset superimposed with the change points detected by different methods (vertical broken lines) and the estimated piecewise linear signal (solid). From top to bottom, we report the results from the proposed MOSUM procedure, NOT.pwLin, NOT.pwConst, and MOSUM.pwConst.

comparison of the two MOSUM procedures, Figure 7 shows that MOSUM.pwConst detects more change points than our method, possibly as it tries to approximate a signal with trends using a piecewise constant signal. Both NOT.pwLin and NOT.pwConst do not detect any change point before February 16th while detecting more frequent change points post-February 17th. These differences are attributed to the variability increasing significantly towards the signal's end. NOT-based methods use a single constant as an estimator of the noise level, which may have been chosen too large to detect the subtle changes over long stretches of stationarity before February 16th, while too small to prevent these methods from possibly over-fitting the anomalous behavior post-February 17th. On the other hand, by adopting the local variance estimator

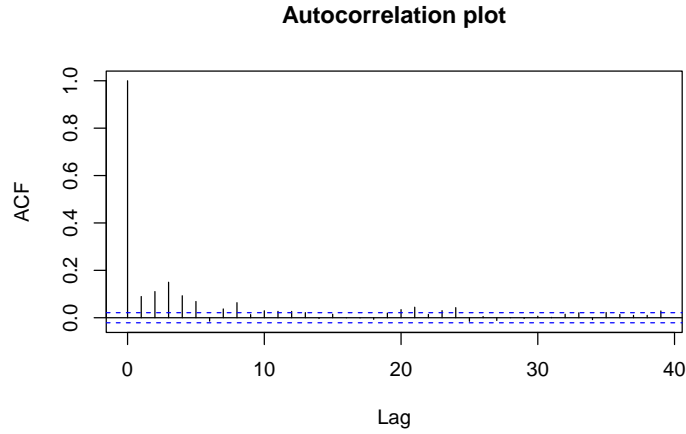


Figure 8: Plot of autocorrelations from the residuals after fitting a piecewise linear signal. Only the first 8500 residual terms are used due to possible heteroscedasticity.

in (11) (or its suitably modified form for `MOSUM.pwConst`), both `MOSUM` procedures better capture local variability. We further verify this by considering the truncated dataset which runs up to about 3PM on February 16th ($n = 6000$), see Figure 9. The truncation of the data does not alter the results reported by our method as desired, whereas `NOT.pwLin` returns estimators previously undetected when applied to the entire dataset. This also demonstrates the applicability of the `MOSUM` procedure for real-time monitoring of change points.

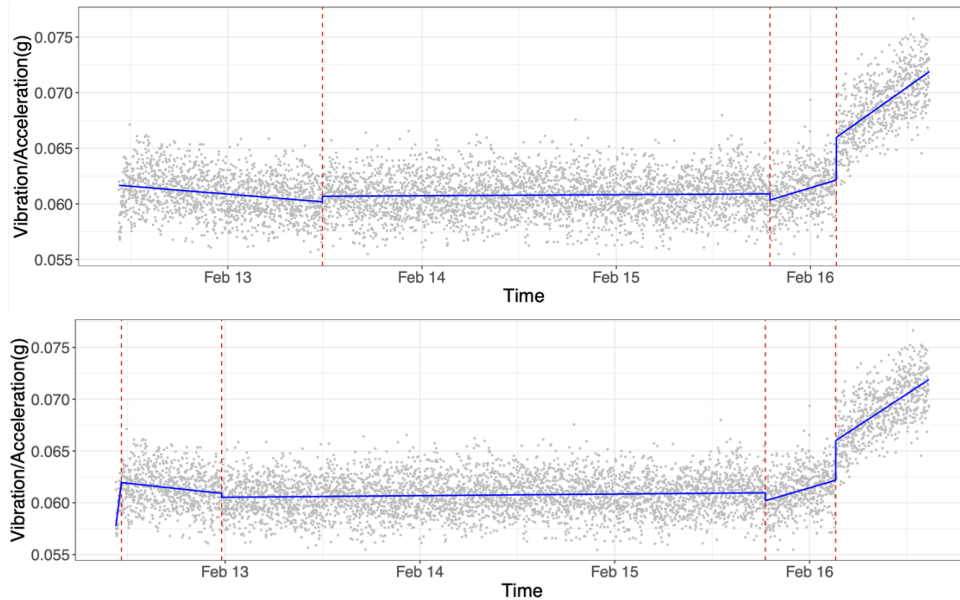


Figure 9: Change points detected from the truncated bearing dataset by the proposed `MOSUM` procedure (top) and `NOT.pwLin` (bottom), which are denoted by vertical broken lines and the estimated piecewise linear signals.

6 Concluding remarks

This paper introduces a moving sum-based methodology for detecting multiple changes in both intercept and slope parameters under a piecewise linear model. We derive the asymptotic null distribution of the proposed Wald-type MOSUM test statistic, which guarantees the family-wise error rate control of the MOSUM procedure. We also establish its theoretical consistency in multiple change point detection and, when the additional continuity is imposed, derive the rate of localization. In doing so, we make a mild assumption on the errors, which is considerably weaker than independence and (sub-)Gaussianity assumptions found in the relevant literature. The competitiveness of the proposed methodology is further demonstrated empirically on both simulated and real datasets compared to the existing methods, where it shows promising performance thanks to the adoption of moving windows that enables fast computation. We envision that the proposed methodology and tools for theoretical analysis can be generalized to detect multiple change points under piecewise polynomial models, which we leave for future research.

Acknowledgments

This research was supported by the National Research Foundation of Korea (NRF) funded by the Korean government (2020R1A4A1018207; 2021R1A2C1091357; 2022R1C1C2003747), Samsung Electronics Co., Ltd (IO201216-08207-01), and the Leverhulme Trust Research Project Grant (RPG-2019-390).

References

- Albin, J. (1990). On extremal theory for stationary processes. *The Annals of Probability*, pages 92–128.
- Aston, J. A., Kirch, C., et al. (2012). Evaluating stationarity via change-point alternatives with applications to fmri data. *The Annals of Applied Statistics*, 6(4):1906–1948.
- Baranowski, R., Chen, Y., and Fryzlewicz, P. (2019). Narrowest-over-threshold detection of multiple change points and change-point-like features. *Journal of the Royal Statistical Society: Series B (Statistical Methodology)*, 81(3):649–672.
- Barigozzi, M., Cho, H., and Fryzlewicz, P. (2018). Simultaneous multiple change-point and factor analysis for high-dimensional time series. *Journal of Econometrics*, 206(1):187–225.
- Berkes, I., Liu, W., and Wu, W. B. (2014). Komlós–major–tusnády approximation under dependence. *The Annals of Probability*, 42(2):794–817.
- Burkholder, D. L. (1966). Martingale transforms. *The Annals of Mathematical Statistics*, 37(6):1494–1504.
- Chen, Y. (2021). Jump or kink: on super-efficiency in segmented linear regression breakpoint estimation. *Biometrika*, 108(1):215–222.

- Cho, H. and Kirch, C. (2022a). Data segmentation algorithms: Univariate mean change and beyond. *Econometrics and Statistics (in press)*.
- Cho, H. and Kirch, C. (2022b). Two-stage data segmentation permitting multiscale change points, heavy tails and dependence. *Annals of the Institute of Statistical Mathematics*, 74(4):653–684.
- Cho, H., Maeng, H., Eckley, I. A., and Fearnhead, P. (2022). High-dimensional time series segmentation via factor-adjusted vector autoregressive modelling. *arXiv preprint arXiv:2204.02724*.
- Csörgő, M. and Horváth, L. (1997). *Limit Theorems in Change-point Analysis*. John Wiley & Sons.
- Csörgő, M. and Révész, P. (1979). How big are the increments of a Wiener process? *The Annals of Probability*, pages 731–737.
- Dette, H., Eckle, T., and Vetter, M. (2020). Multiscale change point detection for dependent data. *Scandinavian Journal of Statistics*, 47(4):1243–1274.
- Eichinger, B. and Kirch, C. (2018). A MOSUM procedure for the estimation of multiple random change points. *Bernoulli*, 24(1):526–564.
- Fearnhead, P., Maidstone, R., and Letchford, A. (2019). Detecting changes in slope with an l_0 penalty. *Journal of Computational and Graphical Statistics*, 28(2):265–275.
- Green, P. J. and Silverman, B. W. (1993). *Nonparametric regression and generalized linear models: a roughness penalty approach*. CRC Press.
- Guntuboyina, A., Lieu, D., Chatterjee, S., and Sen, B. (2020). Adaptive risk bounds in univariate total variation denoising and trend filtering. *The Annals of Statistics*, 48(1):205–229.
- Kirch, C. (2006). *Resampling methods for the change analysis of dependent data*. PhD thesis, Universität zu Köln.
- Kirch, C. and Klein, P. (2021). Moving sum data segmentation for stochastic processes based on invariance. *arXiv preprint arXiv:2101.04651*.
- Kirch, C. and Reckruehm, K. (2022). Data segmentation for time series based on a general moving sum approach. *arXiv preprint arXiv:2207.07396*.
- Komlós, J., Major, P., and Tusnády, G. (1976). An approximation of partial sums of independent rv's, and the sample df. ii. *Zeitschrift für Wahrscheinlichkeitstheorie und verwandte Gebiete*, 34(1):33–58.
- Kuelbs, J. and Philipp, W. (1980). Almost sure invariance principles for partial sums of mixing b-valued random variables. *The Annals of Probability*, 8(6):1003–1036.

- Lindgren, G. (1980). Extreme values and crossings for the x^2 -process and other functions of multidimensional gaussian processes, with reliability applications. *Advances in Applied Probability*, 12.
- Maeng, H. and Fryzlewicz, P. (2023). Detecting linear trend changes in data sequences. *arXiv preprint arXiv:1906.01939*.
- Mammen, E. and van de Geer, S. (1997). Locally adaptive regression splines. *The Annals of Statistics*, 25(1):387–413.
- McGonigle, E. T. and Cho, H. (2023). Robust multiscale estimation of time-average variance for time series segmentation. *Computational Statistics & Data Analysis*, 179:107648.
- Meier, A., Kirch, C., and Cho, H. (2021). mosum: A Package for Moving Sums in Change-Point Analysis. *Journal of Statistical Software*, 97(8):1–42.
- Messer, M., Kirchner, M., Schiemann, J., Roeper, J., Neining, R., and Schneider, G. (2014). A multiple filter test for the detection of rate changes in renewal processes with varying variance. *The Annals of Applied Statistics*, 8(4):2027 – 2067.
- Niu, Y. S. and Zhang, H. (2012). The screening and ranking algorithm to detect dna copy number variations. *The annals of applied statistics*, 6(3):1306.
- Politis, D. N. and Romano, J. P. (1995). Bias-corrected nonparametric spectral estimation. *Journal of Time Series Analysis*, 16(1):67–103.
- Qiu, H., Lee, J., Lin, J., and Yu, G. (2006). Wavelet filter-based weak signature detection method and its application on rolling element bearing prognostics. *Journal of Sound and Vibration*, 289(4-5):1066–1090.
- Raimondo, M. (1998). Minimax estimation of sharp change points. *The Annals of statistics*, 26(4):1379–1397.
- Reeves, J., Chen, J., Wang, X. L., Lund, R., and Lu, Q. Q. (2007). A review and comparison of changepoint detection techniques for climate data. *Journal of applied meteorology and climatology*, 46(6):900–915.
- Steinebach, J. and Eastwood, V. R. (1996). Extreme value asymptotics for multivariate renewal processes. *Journal of Multivariate Analysis*, 56(2):284–302.
- Tibshirani, R. J. (2014). Adaptive piecewise polynomial estimation via trend filtering. *The Annals of Statistics*, 42(1):285–323.
- Truong, C., Oudre, L., and Vayatis, N. (2020). Selective review of offline change point detection methods. *Signal Processing*, 167:107299.

- Yau, C. Y. and Zhao, Z. (2016). Inference for multiple change points in time series via likelihood ratio scan statistics. *Journal of the Royal Statistical Society: Series B (Statistical Methodology)*, 78(4):895–916.
- Yu, Y., Chatterjee, S., and Xu, H. (2022). Localising change points in piecewise polynomials of general degrees. *Electronic Journal of Statistics*, 16(1):1855–1890.

A Additional simulation results

A.1 Errors generated from Laplace distributions

We generate new datasets using the same signals f_i considered in Section 4.1 (piecewise linear and discontinuous) and 4.2 (piecewise linear and continuous), with the errors generated from the Laplace distribution. The density function of a Laplace distribution with the scale parameter $\sigma > 0$ is given by

$$f(x; s) = \frac{1}{4s} \exp\left(-\frac{|x|}{2s}\right). \quad (\text{A.1})$$

As the corresponding variance is given by $8s^2$, to keep the degree of noise variance comparable across different simulation settings, we consider $\sigma = \sqrt{8}s \in \{0.5, 1, 1.5, 2\}$.

Tables A.1 and A.2 report the results obtained from applying the MOSUM procedure, the NOT-based methods, and TGUW to the thus-generated datasets. We also consider CPOP in Table A.2. Compared to Tables 2 and 3, we observe that the proposed and NOT-based methods perform similarly in their detection performance apart from CPOP and TGUW, which tend to detect more spurious estimators across all realizations (as evidenced by large MAXscore2 defined in (12)). We also observe that the MOSUM procedure, NOT.pwLin, and NOT.pwLinCont behave similarly as in the Gaussian settings in their localization performance for Simulation 1. Still, they perform slightly worse on this score for Simulation 2.

Table A.1: Scenario 1 with Laplacian errors: Results from the proposed MOSUM procedure, NOT.pwLin, NOT.pwLinCont, and TGUW. We report the average and standard error (in parentheses) of the performance metrics in (12) over 1000 realizations.

	σ	MOSUM	NOT.pwLin	NOT.pwLinCont	TGUW
COUNTscore	0.5	0 (0)	0.013 (0.1298)	2.025 (0.3471)	0.603 (1.2966)
	1	0 (0)	0.002 (0.0632)	2.017 (0.1917)	0.64 (1.3506)
	1.5	0 (0)	0.015 (0.1575)	2.035 (0.3064)	0.672 (1.3814)
	2	0 (0)	0.006 (0.0893)	2.039 (0.2399)	0.712 (1.3345)
MAXscore1	0.5	0.059 (0.0391)	0.071 (0.0431)	0.032 (0.0134)	0.103 (0.0741)
	1	0.083 (0.0582)	0.117 (0.0664)	0.047 (0.0281)	0.176 (0.1259)
	1.5	0.108 (0.0776)	0.153 (0.0873)	0.062 (0.0439)	0.237 (0.1632)
	2	0.125 (0.0893)	0.187 (0.1047)	0.08 (0.0575)	0.296 (0.2087)
MAXscore2	0.5	0.059 (0.0391)	0.091 (0.3739)	0.127 (0.6998)	1.055 (2.3195)
	1	0.083 (0.0582)	0.124 (0.2406)	0.11 (0.4325)	1.155 (2.3102)
	1.5	0.108 (0.0776)	0.178 (0.4126)	0.15 (0.596)	1.185 (2.2676)
	2	0.125 (0.0893)	0.191 (0.1571)	0.224 (0.8226)	1.239 (2.1685)

A.2 Errors generated from t_5 -distributions

We conduct additional simulation studies as described in Appendix A.1 with the errors generated from the scaled t_5 -distribution. The scaling is applied such that $\text{Var}(\epsilon_i) = \sigma^2$ varies with $\sigma \in \{0.5, 1, 1.5, 2\}$ as in the main text. From Tables A.3 and A.4, we draw similar conclusions as in the case of Laplacian errors in Appendix A.1.

Table A.2: Scenario 2 with Laplacian errors: Results from the proposed MOSUM procedure, NOT.pwLin, NOT.pwLinCont, CPOP, and TGUW. We report the average and standard error (in parentheses) of the performance metrics in (12) over 1000 realizations.

	σ	MOSUM	NOT.pwLin	NOT.pwLinCont	CPOP	TGUW
COUNT _{score}	0.5	0 (0)	0.003 (0.0547)	0 (0)	3.532 (3.4054)	0.815 (1.401)
	1	0.002 (0.0447)	0.016 (0.1542)	0.002 (0.0447)	3.606 (3.3289)	0.866 (1.443)
	1.5	0.001 (0.0316)	0.008 (0.0891)	0 (0)	3.53 (3.2711)	0.855 (1.4177)
	2	0.005 (0.0706)	0.013 (0.1444)	0.002 (0.0632)	3.8 (3.1957)	0.841 (1.337)
MAX _{score1}	0.5	0.189 (0.1125)	0.251 (0.1279)	0.046 (0.033)	0.079 (0.084)	0.425 (0.264)
	1	0.313 (0.4749)	0.424 (0.4657)	0.111 (0.4489)	0.168 (0.3693)	0.747 (0.5885)
	1.5	0.39 (0.3798)	0.584 (0.3116)	0.151 (0.1275)	0.274 (0.297)	0.943 (0.5587)
	2	0.528 (0.7272)	0.703 (0.3865)	0.195 (0.1642)	0.36 (0.3768)	1.204 (0.8215)
MAX _{score2}	0.5	0.189 (0.1125)	0.27 (0.443)	0.046 (0.033)	3.17 (3.3651)	1.471 (2.2634)
	1	0.293 (0.1812)	0.433 (0.4659)	0.092 (0.0677)	3.221 (3.3163)	1.761 (2.2033)
	1.5	0.381 (0.2392)	0.615 (0.6003)	0.151 (0.1275)	3.117 (3.2616)	1.875 (2.0448)
	2	0.48 (0.3102)	0.709 (0.4006)	0.198 (0.2067)	3.332 (3.2156)	2.137 (2.0815)

Table A.3: Scenario 1 with t_5 -distributed errors: Results from the proposed MOSUM procedure, NOT.pwLin, NOT.pwLinCont, and TGUW. We report the average and standard error (in parentheses) of the performance metrics in (12) over 1000 realizations.

	σ	MOSUM	NOT.pwLin	NOT.pwLinCont	TGUW
COUNT _{score}	0.5	0 (0)	0.016 (0.1783)	2.038 (0.4083)	0.464 (1.1472)
	1	0 (0)	0.023 (0.1962)	2.059 (0.4751)	0.472 (1.1741)
	1.5	0 (0)	0.02 (0.1888)	2.096 (0.3673)	0.459 (1.1134)
	2	0.001 (0.0316)	0.018 (0.1664)	2.14 (0.4434)	0.55 (1.1777)
MAX _{score1}	0.5	0.057 (0.0408)	0.071 (0.0418)	0.033 (0.0136)	0.098 (0.0729)
	1	0.083 (0.0574)	0.117 (0.0657)	0.046 (0.0285)	0.172 (0.1219)
	1.5	0.106 (0.0757)	0.157 (0.0881)	0.064 (0.0433)	0.235 (0.1644)
	2	0.126 (0.0909)	0.196 (0.1109)	0.081 (0.0649)	0.299 (0.2174)
MAX _{score2}	0.5	0.057 (0.0408)	0.129 (0.6975)	0.148 (0.7339)	0.848 (2.1083)
	1	0.083 (0.0574)	0.184 (0.776)	0.23 (1.0301)	0.84 (1.9763)
	1.5	0.106 (0.0757)	0.22 (0.7302)	0.472 (1.5789)	0.931 (1.9843)
	2	0.126 (0.0926)	0.235 (0.5624)	0.538 (1.515)	1.009 (1.9956)

Table A.4: Scenario 2 with t_5 -distributed error: Results from the proposed MOSUM procedure, NOT.pwLin, NOT.pwLinCont, and TGUW. We report the average and standard error (in parentheses) of the performance metrics in (12) over 1000 realizations.

	σ	MOSUM	NOT.pwLin	NOT.pwLinCont	TGUW
COUNT _{score}	0.5	0 (0)	0.005 (0.0836)	0 (0)	0.596 (1.2459)
	1	0.003 (0.0547)	0.019 (0.1633)	0.004 (0.0632)	0.659 (1.237)
	1.5	0.001 (0.0316)	0.018 (0.1473)	0.005 (0.0948)	0.847 (1.3869)
	2	0.007 (0.0834)	0.023 (0.2203)	0.006 (0.0773)	0.744 (1.276)
MAX _{score1}	0.5	0.178 (0.103)	0.252 (0.1352)	0.045 (0.0332)	0.414 (0.2632)
	1	0.336 (0.5639)	0.454 (0.5608)	0.123 (0.5478)	0.751 (0.6129)
	1.5	0.417 (0.3897)	0.577 (0.308)	0.145 (0.1045)	1 (0.6024)
	2	0.531 (0.7986)	0.714 (0.6252)	0.225 (0.5635)	1.238 (0.8628)
MAX _{score2}	0.5	0.178 (0.103)	0.274 (0.4542)	0.045 (0.0332)	1.168 (2.0277)
	1	0.306 (0.1857)	0.482 (0.728)	0.102 (0.311)	1.501 (1.9696)
	1.5	0.407 (0.2421)	0.642 (0.7988)	0.159 (0.3044)	1.965 (2.1865)
	2	0.473 (0.2966)	0.731 (0.6933)	0.201 (0.2448)	2.024 (2.034)

B Proofs

We define $\mathbf{x}_{i,k} = (1, (i-k)/G)^\top$ and let

$$\mathbf{C}_{G,+} = \begin{bmatrix} G & \frac{G+1}{2} \\ \frac{G+1}{2} & \frac{(G+1)(2G+1)}{6G} \end{bmatrix} \quad \text{and} \quad \mathbf{C}_{G,-} = \begin{bmatrix} G & -\frac{G-1}{2} \\ -\frac{G-1}{2} & \frac{(G-1)(2G-1)}{6G} \end{bmatrix}.$$

Further, we define

$$\mathbf{C}_+ = \begin{bmatrix} 1 & \frac{1}{2} \\ \frac{1}{2} & \frac{1}{3} \end{bmatrix}, \quad \mathbf{D}_{G,+} = \begin{bmatrix} 0 & \frac{1}{2G} \\ \frac{1}{2G} & \frac{1}{2G} + \frac{1}{6G^2} \end{bmatrix}, \quad \text{and} \quad (\text{B.1})$$

$$\mathbf{C}_- = \begin{bmatrix} 1 & -\frac{1}{2} \\ -\frac{1}{2} & \frac{1}{3} \end{bmatrix}, \quad \mathbf{D}_{G,-} = \begin{bmatrix} 0 & \frac{1}{2G} \\ \frac{1}{2G} & -\frac{1}{2G} + \frac{1}{6G^2} \end{bmatrix}, \quad (\text{B.2})$$

so that $G^{-1}\mathbf{C}_{G,+} = \mathbf{C}_+ + \mathbf{D}_{G,+}$ and $G^{-1}\mathbf{C}_{G,-} = \mathbf{C}_- + \mathbf{D}_{G,-}$. Throughout, for a matrix $\mathbf{A} \in \mathbb{R}^{p \times q}$, we denote by $\|\mathbf{A}\|_r$ the matrix norms induced by vector r -norms for a given r . We denote by $\mathbf{0}$ and \mathbf{I} the vector of zeros and the identity matrix, respectively, whose dimensions are determined in the context. For a finite-dimensional matrix \mathbf{A} , we write $\mathbf{A} = O(G^{-1})$ to denote that all its elements are bounded as $O(G^{-1})$.

B.1 Preliminary lemmas

Lemma B.1.

$$G\mathbf{C}_{G,+}^{-1} = \mathbf{C}_+^{-1} + \frac{1}{G-1} \begin{bmatrix} 6 & -6 \\ -6 & \frac{12}{G+1} \end{bmatrix} \quad \text{and} \quad G\mathbf{C}_{G,-}^{-1} = \mathbf{C}_-^{-1} + \frac{1}{G+1} \begin{bmatrix} -6 & -6 \\ -6 & \frac{12}{G-1} \end{bmatrix}.$$

Lemma B.2. Assume that (A1)–(A2) hold and let $\widetilde{W}(t) = G^{-1/2}W(Gt)$. Then,

$$\sup_{1 \leq t \leq \frac{n}{G}-1} \left| G^{-1/2} \sum_{i=[tG]+1}^{[tG]+G} \mathbf{x}_{i,[tG]} \epsilon_i - \tau \int_t^{t+1} \begin{bmatrix} 1 \\ (s-t) \end{bmatrix} d\widetilde{W}(s) \right| = o_P \left(\frac{1}{\sqrt{\log(n/G)}} \right), \quad (\text{B.3})$$

$$\sup_{1 \leq t \leq \frac{n}{G}-1} \left| G^{-1/2} \sum_{i=[tG]-G+1}^{[tG]} \mathbf{x}_{i,[tG]} \epsilon_i - \tau \int_{t-1}^t \begin{bmatrix} 1 \\ (s-t) \end{bmatrix} d\widetilde{W}(s) \right| = o_P \left(\frac{1}{\sqrt{\log(n/G)}} \right). \quad (\text{B.4})$$

Proof. Assumption (A1) implies that

$$\max_{G \leq k \leq n-G} \left| \sum_{i=k+1}^{k+G} \epsilon_i - \tau (W(k+G) - W(k)) \right| = O \left(n^{\frac{1}{2+\nu}} \right) \quad \text{a.s.}$$

It also implies that, for $\alpha = 1, 2, \dots$, (Csörgő and Horváth, 1997, page 237),

$$\frac{1}{n^\alpha} \left| \sum_{i=1}^n i^\alpha \epsilon_i - \tau \int_0^n s^\alpha dW(s) \right| = O \left(n^{\frac{1}{2+\nu}} \right) \quad \text{a.s.} \quad \text{where}$$

$$\left\{ \int_0^t s^\alpha dW(s), 0 \leq t < \infty \right\} \stackrel{d}{=} \left\{ W \left(\frac{1}{2\alpha+1} t^{2\alpha+1} \right), 0 \leq t < \infty \right\}.$$

Thus we have

$$\max_{G \leq k \leq n-G} \left| \sum_{i=k+1}^{k+G} \frac{i-k}{G} \epsilon_i - \frac{\tau}{G} \int_k^{k+G} (s-k) dW(s) \right| = O \left(\frac{n^{1+\frac{1}{2+\nu}}}{G} \right) \quad \text{a.s.}$$

As $W(t)$ satisfies

$$\sup_{1 \leq t \leq N-1} \sup_{0 \leq s < 1} |W(t+s) - W(t)| = O \left(\sqrt{\log(N)} \right) \quad \text{a.s.},$$

and by Theorem 1.2.1 of Csörgő and Révész (1979), the Gaussian process $Y(t) = \int_0^t s dW(s)$ satisfies

$$\sup_{1 \leq t \leq N-1} \sup_{0 \leq s < 1} |Y(t+s) - Y(t)| = O \left(N \sqrt{\log(N)} \right) \quad \text{a.s.},$$

we obtain

$$\begin{aligned} & \sup_{1 \leq t \leq \frac{n}{G}-1} \left| \int_{\lfloor tG \rfloor}^{\lfloor tG \rfloor + G} dW(s) - \int_{tG}^{(t+1)G} dW(s) \right| \\ &= \sup_{1 \leq t \leq \frac{n}{G}-1} \left| (W(\lfloor (t+1)G \rfloor) - W((t+1)G)) - (W(\lfloor tG \rfloor) - W(tG)) \right| = O \left(\sqrt{\log(n)} \right) \quad \text{a.s.}, \\ & \sup_{1 \leq t \leq \frac{n}{G}-1} \left| \int_{\lfloor tG \rfloor}^{\lfloor tG \rfloor + G} (s - \lfloor tG \rfloor) dW(s) - \int_{tG}^{(t+1)G} (s - tG) dW(s) \right| \\ &\leq \sup_{1 \leq t \leq \frac{n}{G}-1} \left\{ \left| Y(tG) - Y(\lfloor tG \rfloor) \right| + \left| Y((t+1)G) - Y(\lfloor (t+1)G \rfloor) \right| \right. \\ &\quad + \left. \lfloor tG \rfloor \left| W(tG) - W(\lfloor tG \rfloor) \right| + \lfloor tG \rfloor \left| W((t+1)G) - W(\lfloor (t+1)G \rfloor) \right| \right. \\ &\quad \left. + \sqrt{G}(tG - \lfloor tG \rfloor) \left| \widetilde{W}(t+1) - \widetilde{W}(t) \right| \right\} = O \left(n \sqrt{\log(n)} \right) \quad \text{a.s.} \end{aligned}$$

Then for $k = \lfloor tG \rfloor$, we have

$$\sup_{1 \leq t \leq \frac{n}{G}-1} \left| \sum_{i=\lfloor tG \rfloor + 1}^{\lfloor tG \rfloor + G} \mathbf{x}_{i,k} \epsilon_i - \tau \int_{tG}^{(t+1)G} \begin{bmatrix} 1 \\ (s-tG)/G \end{bmatrix} dW(s) \right| = O \left(\frac{n^{1+\frac{1}{2+\nu}}}{G} + \frac{n \sqrt{\log(n)}}{G} \right) \quad \text{a.s.}$$

Together with (5), we have (B.3) and (B.4) is similarly derived. \square

Lemma B.3. Assume that (A1)–(A2) hold.

$$\frac{1}{\sqrt{G}} \max_{G \leq k \leq n-G} \left| \sum_{i=k+1}^{k+G} \mathbf{x}_{i,k} \epsilon_i \right| = O_P \left(\sqrt{\log(n/G)} \right), \quad (\text{B.5})$$

$$\frac{1}{\sqrt{G}} \max_{G \leq k \leq n-G} \left| \sum_{i=k-G+1}^k \mathbf{x}_{i,k} \epsilon_i \right| = o_P \left(\sqrt{\log(n/G)} \right). \quad (\text{B.6})$$

Proof. By Lemma B.2,

$$\max_{G \leq k \leq n-G} \left| \sum_{i=k+1}^{k+G} \mathbf{x}_{i,k} \epsilon_i \right| = \sup_{1 \leq t \leq n/G-1} \left| \tau \int_t^{t+1} \begin{bmatrix} 1 \\ (s-t) \end{bmatrix} d\widetilde{W}(s) \right| + o_P \left(\frac{1}{\sqrt{\log(n/G)}} \right)$$

and as for $\widetilde{Y}(t) = \int_0^t s d\widetilde{W}(s)$, elements of

$$\int_t^{t+1} \begin{bmatrix} 1 \\ (s-t) \end{bmatrix} d\widetilde{W}(s) = \begin{bmatrix} \widetilde{W}(t+1) - \widetilde{W}(t) \\ \widetilde{Y}(t+1) - \widetilde{Y}(t) - t(\widetilde{W}(t+1) - \widetilde{W}(t)) \end{bmatrix}$$

are stationary Gaussian processes with zero means and constant variances. More specifically, $\text{Var}(\widetilde{W}(t+1) - \widetilde{W}(t)) = 1$ and

$$\begin{aligned} \text{Var} \left(\widetilde{Y}(t+1) - \widetilde{Y}(t) \right) &= \text{Var} \left(\int_t^{t+1} s d\widetilde{W}(s) \right) = t^2 + t + \frac{1}{3}, \quad \text{and} \\ \text{Cov} \left(\widetilde{Y}(t+1) - \widetilde{Y}(t), \widetilde{W}(t+1) - \widetilde{W}(t) \right) &= \text{Cov} \left(\int_t^{t+1} s d\widetilde{W}(s), \int_t^{t+1} d\widetilde{W}(s) \right) = t + \frac{1}{2} \end{aligned}$$

such that the variance of the second element is $1/3$. From this, (B.5) follows and (B.6) can similarly be shown. \square

B.2 Proof of Theorem 2.2

Propositions B.4 and B.5 are required for the proof of Theorem 2.2.

Proposition B.4. Assume that (A1)–(A2) hold and that G fulfils (5). Then under \mathcal{H}_0 ,

$$\sup_{1 \leq t \leq n/G-1} \left\| \left\| \frac{\sqrt{G}}{\tau} \boldsymbol{\Sigma}^{-1/2} \left(\widehat{\boldsymbol{\beta}}^+ (\lfloor tG \rfloor) - \widehat{\boldsymbol{\beta}}^- (\lfloor tG \rfloor) \right) \right\| - \left\| \begin{bmatrix} Z_0(t) \\ Z_1(t) \end{bmatrix} \right\| \right\| = o_P \left(\frac{1}{\sqrt{\log(n/G)}} \right),$$

where $\mathbf{Z}(t) = (Z_0(t), Z_1(t))^\top$ is a stationary, bivariate Gaussian process with $\mathbf{E}(\mathbf{Z}(t)) = \mathbf{0}$ and $\text{Cov}(\mathbf{Z}(t)) = \mathbf{I}$ at each t , and

$$\text{Cov}(Z_0(t), Z_0(t+h)) = \begin{cases} 1 - \frac{9}{2}|h| + 3|h|^2 + \frac{3}{4}|h|^3 & (|h| < 1) \\ -1 + \frac{7}{2}|h| - 3|h|^2 + \frac{3}{4}|h|^3 & (1 \leq |h| < 2) \\ 0 & (\text{otherwise}), \end{cases} \quad (\text{B.7})$$

$$\text{Cov}(Z_1(t), Z_1(t+h)) = \begin{cases} 1 - \frac{3}{2}|h| - 3|h|^2 + 3|h|^3 & (|h| < 1) \\ -1 - \frac{3}{2}|h| + 3|h|^2 - |h|^3 & (1 \leq |h| < 2) \\ 0 & (\text{otherwise}), \end{cases} \quad \text{and} \quad (\text{B.8})$$

$$\text{Cov}(Z_0(t), Z_1(t+h)) = \begin{cases} -\frac{3\sqrt{3}}{2}h + \frac{9\sqrt{3}}{4}h^2 - \frac{\sqrt{3}}{2}h^3 & (0 \leq h < 1) \\ \frac{3\sqrt{3}}{2}h - \frac{7\sqrt{3}}{4}h^2 + \frac{\sqrt{3}}{2}h^3 & (1 \leq h < 2) \\ -\frac{3\sqrt{3}}{2}h - \frac{9\sqrt{3}}{4}h^2 - \frac{\sqrt{3}}{2}h^3 & (-1 < h < 0) \\ \frac{3\sqrt{3}}{2}h + \frac{7\sqrt{3}}{4}h^2 + \frac{\sqrt{3}}{2}h^3 & (-2 < h \leq -1) \\ 0 & (\text{otherwise}). \end{cases} \quad (\text{B.9})$$

Proposition B.5. Let $M(T) = \sup_{1 \leq t \leq T} \sqrt{Z_0^2(t) + Z_1^2(t)}$ with $Z_0(t)$ and $Z_1(t)$ defined in Proposition B.4. Then, there exists a constant $H > 0$ such that we have

$$a_T M(T) - b_T \xrightarrow[n \rightarrow \infty]{d} \Gamma_2, \quad \text{where} \\ a_T = \sqrt{2 \log(T)}, \quad b_T = 2 \log(T) + \log \log(T) + \log(H)$$

and Γ_2 is as in Theorem 2.2.

Proof of Theorem 2.2. Combining Propositions B.4 and B.5, we have

$$a_G \max_{G \leq k \leq n-G} W_{k,n}^*(G) - b_G \xrightarrow[n \rightarrow \infty]{d} \Gamma_2, \quad \text{with} \quad W_{k,n}^*(G) = \frac{\sqrt{G}}{\tau} \left\| \Sigma^{-1/2} \left(\hat{\beta}^+(k) - \hat{\beta}^-(k) \right) \right\|. \quad (\text{B.10})$$

Noting that $W_{k,n}(G) = \tau W_{k,n}^*(G) / \hat{\tau}_k$, from (B1), we have

$$\max_{G \leq k \leq n-G} |W_{k,n}(G) - W_{k,n}^*(G)| \leq \frac{\max_k |\hat{\tau}_k - \tau|}{\sqrt{\tau^2 - \max_k |\hat{\tau}_k^2 - \tau^2|}} \max_k W_{k,n}(G) = o_P \left(\frac{1}{\sqrt{\log(n/G)}} \right).$$

□

B.2.1 Proof of Proposition B.4

Since $J_n = 0$, we have

$$\hat{\beta}^+(k) - \hat{\beta}^-(k) = \mathbf{C}_{G,+}^{-1} \sum_{i=k+1}^{k+G} \mathbf{x}_{i,k} \epsilon_i - \mathbf{C}_{G,-}^{-1} \sum_{i=k-G+1}^k \mathbf{x}_{i,k} \epsilon_i.$$

Then by Lemmas B.1, B.2 and B.3, for $k = \lfloor tG \rfloor$,

$$\begin{aligned} \frac{\sqrt{G}}{\tau} \left(\hat{\beta}^+(k) - \hat{\beta}^-(k) \right) &= \frac{1}{\tau \sqrt{G}} \left\{ (\mathbf{C}_+^{-1} + O(G^{-1})) \sum_{i=k+1}^{k+G} \mathbf{x}_{i,k} \epsilon_i - (\mathbf{C}_-^{-1} + O(G^{-1})) \sum_{i=k-G+1}^k \mathbf{x}_{i,k} \epsilon_i \right\} \\ &= \mathbf{C}_+^{-1} \int_t^{t+1} \begin{bmatrix} 1 \\ s-t \end{bmatrix} d\widetilde{W}(s) - \mathbf{C}_-^{-1} \int_{t-1}^t \begin{bmatrix} 1 \\ s-t \end{bmatrix} d\widetilde{W}(s) + R_k \end{aligned}$$

with $\max_{G \leq k \leq n-G} \|R_k\|_2 = O_P(\sqrt{\log(n/G)}/G) = o_P(1/\sqrt{\log(n/G)})$. Recalling that $\tilde{Y}(t) = \int_0^t s d\tilde{W}(s)$, we have

$$\begin{aligned}
& \Sigma^{-1/2} \left\{ \mathbf{C}_+^{-1} \int_t^{t+1} \begin{bmatrix} 1 \\ s-t \end{bmatrix} d\tilde{W}(s) - \mathbf{C}_-^{-1} \int_{t-1}^t \begin{bmatrix} 1 \\ s-t \end{bmatrix} d\tilde{W}(s) \right\} \\
&= \Sigma^{-1/2} \left\{ \begin{bmatrix} 4 & -6 \\ -6 & 12 \end{bmatrix} \begin{bmatrix} \tilde{W}(t+1) - \tilde{W}(t) \\ \tilde{Y}(t+1) - \tilde{Y}(t) - t(\tilde{W}(t+1) - \tilde{W}(t)) \end{bmatrix} \right. \\
&\quad \left. - \begin{bmatrix} 4 & 6 \\ 6 & 12 \end{bmatrix} \begin{bmatrix} \tilde{W}(t) - \tilde{W}(t-1) \\ \tilde{Y}(t) - \tilde{Y}(t-1) - t(\tilde{W}(t) - \tilde{W}(t-1)) \end{bmatrix} \right\} \\
&= \Sigma^{-1/2} \left\{ \begin{bmatrix} 4+6t & -6 \\ -(6+12t) & 12 \end{bmatrix} \begin{bmatrix} \tilde{W}(t+1) - \tilde{W}(t) \\ \tilde{Y}(t+1) - \tilde{Y}(t) \end{bmatrix} - \begin{bmatrix} 4-6t & 6 \\ 6-12t & 6 \end{bmatrix} \begin{bmatrix} \tilde{W}(t) - \tilde{W}(t-1) \\ \tilde{Y}(t) - \tilde{Y}(t-1) \end{bmatrix} \right\} \\
&=: \mathbf{Z}(t) = \begin{bmatrix} Z_0(t) \\ Z_1(t) \end{bmatrix},
\end{aligned}$$

it holds that

$$\sup_{1 \leq t \leq \frac{n}{G}-1} \left\| \frac{\sqrt{G}}{\tau} \Sigma^{-1/2} \left(\hat{\beta}^+([tG]) - \hat{\beta}^-([tG]) \right) - \begin{bmatrix} Z_0(t) \\ Z_1(t) \end{bmatrix} \right\| = o_P \left(\frac{1}{\sqrt{\log(n/G)}} \right),$$

which gives the assertion. What remains is to establish (B.7)–(B.9), which are shown in the following Lemmas B.6–B.7.

Lemma B.6. Let

$$\Omega(t, h) := \text{Cov} \left(\begin{bmatrix} \tilde{W}(t+1+h) - \tilde{W}(t+h) \\ \tilde{Y}(t+1+h) - \tilde{Y}(t+h) \end{bmatrix}, \begin{bmatrix} \tilde{W}(t+1) - \tilde{W}(t) \\ \tilde{Y}(t+1) - \tilde{Y}(t) \end{bmatrix} \right).$$

Then

$$\Omega(t, h) = \begin{cases} \begin{bmatrix} 1-h & (1-h)t + \frac{1-h^2}{2} \\ (1-h)t + \frac{1-h^2}{2} & (1-h)t^2 + (1-h^2)t + \frac{1-h^3}{3} \end{bmatrix} & (0 \leq h < 1) \\ \begin{bmatrix} 1+h & (1+h)t + \frac{(1+h)^2}{2} \\ (1+h)t + \frac{(1+h)^2}{2} & (1+h)t^2 + (1+h)^2t + \frac{(1+h)^3}{3} \end{bmatrix} & (-1 < h < 0) \\ \mathbf{0} & (|h| \geq 1). \end{cases}$$

Proof. Let $f(t)$ and $g(t)$ be continuous functions. For $t, s > 0$, simple calculations give

$$\begin{aligned}
& \text{Cov} \left(\int_0^{t+1} f(u) d\tilde{W}(u) - \int_0^t f(u) d\tilde{W}(u), \int_0^{s+1} g(u) d\tilde{W}(u) - \int_0^s g(u) d\tilde{W}(u) \right) \\
&= \int_{\min(\max(t,s), \min(t,s)+1)}^{\min(t,s)+1} f(u)g(u) du.
\end{aligned}$$

Now denote $\Omega(t, h) = \begin{bmatrix} \Omega_{11}(t, h) & \Omega_{12}(t, h) \\ \Omega_{21}(t, h) & \Omega_{22}(t, h) \end{bmatrix}$. Then,

$$\begin{aligned} \Omega_{11}(t, h) &= \begin{cases} \int_{t+h}^{t+1} du & (0 \leq h < 1) \\ \int_t^{t+1+h} du & (-1 < h < 0) \\ 0 & (|h| \geq 1) \end{cases} = \begin{cases} 1-h & (0 \leq h < 1) \\ 1+h & (-1 < h < 0) \\ 0 & (|h| \geq 1), \end{cases} \\ \Omega_{12}(t, h) &= \begin{cases} \int_{t+h}^{t+1} u du & (0 \leq h < 1) \\ \int_t^{t+1+h} u du & (-1 < h < 0) \\ 0 & (|h| \geq 1) \end{cases} = \begin{cases} (1-h)t + \frac{1-h^2}{2} & (0 \leq h < 1) \\ (1+h)t + \frac{(1+h)^2}{2} & (-1 < h < 0) \\ 0 & (|h| \geq 1), \end{cases} \\ \Omega_{21}(t, h) &= \begin{cases} \int_{t+h}^{t+1} u du & (0 \leq h < 1) \\ \int_t^{t+1+h} u du & (-1 < h < 0) \\ 0 & (|h| \geq 1) \end{cases} = \begin{cases} (1-h)t + \frac{1-h^2}{2} & (0 \leq h < 1) \\ (1+h)t + \frac{(1+h)^2}{2} & (-1 < h < 0) \\ 0 & (|h| \geq 1), \end{cases} \\ \Omega_{22}(t, h) &= \begin{cases} \int_{t+h}^{t+1} u^2 du & (0 \leq h < 1) \\ \int_t^{t+1+h} u^2 du & (-1 < h < 0) \\ 0 & (|h| \geq 1) \end{cases} = \begin{cases} (1-h)t^2 + (1-h^2)t + \frac{1-h^3}{3} & (0 \leq h < 1) \\ (1+h)t^2 + (1+h)^2t + \frac{(1+h)^3}{3} & (-1 < h < 0) \\ 0 & (|h| \geq 1). \end{cases} \end{aligned}$$

□

Lemma B.7. The Gaussian process $\mathbf{Z}(t)$ satisfies (B.7)–(B.9).

Proof. For notational simplicity, we define

$$\mathbf{A}(t) = \Sigma^{-1/2} \begin{bmatrix} 4+6t & -6 \\ -(6+12t) & 12 \end{bmatrix}, \quad \mathbf{B}(t) = \Sigma^{-1/2} \begin{bmatrix} 4-6t & 6 \\ 6-12t & 12 \end{bmatrix} \quad \text{and} \quad \mathbf{V}(t) = \begin{bmatrix} \tilde{W}(t+1) - \tilde{W}(t) \\ \tilde{Y}(t+1) - \tilde{Y}(t) \end{bmatrix}.$$

Then $\mathbf{Z}(t) = \mathbf{A}(t)\mathbf{V}(t) - \mathbf{B}(t)\mathbf{V}(t-1)$ and by Lemma B.6, we have $\text{Cov}(\mathbf{V}(t+h), \mathbf{V}(t)) = \Omega(t, h)$. Therefore,

$$\begin{aligned} \text{Cov} \left(\begin{bmatrix} Z_0(t+h) \\ Z_1(t+h) \end{bmatrix}, \begin{bmatrix} Z_0(t) \\ Z_1(t) \end{bmatrix} \right) &= \begin{bmatrix} \text{Cov}(Z_0(t+h), Z_0(t)) & \text{Cov}(Z_0(t+h), Z_1(t)) \\ \text{Cov}(Z_1(t+h), Z_0(t)) & \text{Cov}(Z_1(t+h), Z_1(t)) \end{bmatrix} \\ &= \text{Cov}(\mathbf{A}(t+h)\mathbf{V}(t+h) - \mathbf{B}(t+h)\mathbf{V}(t-1+h), \mathbf{A}(t)\mathbf{V}(t) - \mathbf{B}(t)\mathbf{V}(t-1)) \\ &= \mathbf{A}(t+h)\Omega(t, h)\mathbf{A}(t)^\top - \mathbf{B}(t+h)\Omega(t, -1+h)\mathbf{A}(t)^\top \\ &\quad - \mathbf{A}(t+h)\Omega(t-1, 1+h)\mathbf{B}(t)^\top + \mathbf{B}(t+h)\Omega(t-1, h)\mathbf{B}(t)^\top. \end{aligned} \tag{B.11}$$

Case 1: $0 \leq h < 1$. Then as $-1 \leq -1+h < 0$ and $1 \leq 1+h < 2$,

$$\Omega(t, -1+h) = \begin{bmatrix} h & ht + \frac{h^2}{2} \\ ht + \frac{h^2}{2} & ht^2 + h^2t + \frac{h^3}{3} \end{bmatrix}, \quad \Omega(t-1, 1+h) = \begin{bmatrix} 0 & 0 \\ 0 & 0 \end{bmatrix},$$

and hence

$$\text{Cov} \left(\begin{bmatrix} Z_0(t+h) \\ Z_1(t+h) \end{bmatrix}, \begin{bmatrix} Z_0(t) \\ Z_1(t) \end{bmatrix} \right) = \begin{bmatrix} \frac{6h^3+24h^2-36h+8}{8} & \frac{6h(2h^2-9h+6)}{8\sqrt{3}} \\ \frac{-6h(2h^2-9h+6)}{8\sqrt{3}} & \frac{12(6h^3-6h^2-3h+2)}{24} \end{bmatrix}. \tag{B.12}$$

Case 2: $1 \leq h < 2$. Then as $0 \leq -1 + h < 1$ and $1 + h \geq 2$,

$$\Omega(t, -1 + h) = \begin{bmatrix} 2 - h & (2 - h)t + h - \frac{h^2}{2} \\ (2 - h)t + h - \frac{h^2}{2} & (2 - h)t^2 - (2h - h^2)t + \frac{2-h^3}{3} - h + h^2 \end{bmatrix}$$

and $\Omega(t, h)$, $\Omega(t - 1, 1 + h)$, $\Omega(t - 1, h)$ are all the zero matrices. Therefore

$$\text{Cov} \left(\begin{bmatrix} Z_0(t+h) \\ Z_1(t+h) \end{bmatrix}, \begin{bmatrix} Z_0(t) \\ Z_1(t) \end{bmatrix} \right) = \begin{bmatrix} \frac{6h^3-24h^2+28h-8}{8} & \frac{-2h(6h^2-21h+18)}{8\sqrt{3}} \\ \frac{2h(6h^2-21h+18)}{8\sqrt{3}} & \frac{-12(2h^3-6h^2+3h+2)}{24} \end{bmatrix}. \quad (\text{B.13})$$

Case 3: $-1 \leq h < 0$. Then as $0 \leq 1 + h < 1$ and $-1 + h < 1$, $\Omega(t, -1 + h)$ is a zero matrix and

$$\Omega(t - 1, 1 + h) = \begin{bmatrix} -h & -ht - \frac{h^2}{2} \\ -ht - \frac{h^2}{2} & -ht^2 - h^2t - \frac{h^3}{3} \end{bmatrix}.$$

Therefore we get

$$\text{Cov} \left(\begin{bmatrix} Z_0(t+h) \\ Z_1(t+h) \end{bmatrix}, \begin{bmatrix} Z_0(t) \\ Z_1(t) \end{bmatrix} \right) = \begin{bmatrix} \frac{-6h^3+24h^2+36h+8}{8} & \frac{6h(2h^2+9h+6)}{8\sqrt{3}} \\ \frac{-6h(2h^2+9h+6)}{8\sqrt{3}} & \frac{12(-6h^3-6h^2+3h+2)}{24} \end{bmatrix}. \quad (\text{B.14})$$

Case 4: $-2 \leq h < -1$. Then as $-1 + h < -2$ and $-1 \leq 1 + h < 0$,

$$\Omega(t - 1, 1 + h) = \begin{bmatrix} 2 + h & (2 + h)t + h + \frac{h^2}{2} \\ (2 + h)t + h + \frac{h^2}{2} & (2 + h)t^2 + (2h + h^2)t + \frac{2+h^3}{3} + h + h^2 \end{bmatrix}$$

and $\Omega(t, h)$, $\Omega(t - 1, 1 + h)$, $\Omega(t, -1 + h)$ are all the zero matrices. Therefore

$$\text{Cov} \left(\begin{bmatrix} Z_0(t+h) \\ Z_1(t+h) \end{bmatrix}, \begin{bmatrix} Z_0(t) \\ Z_1(t) \end{bmatrix} \right) = \begin{bmatrix} \frac{-6h^3-24h^2-28h-8}{8} & \frac{-2h(6h^2+21h+18)}{8\sqrt{3}} \\ \frac{2h(6h^2+21h+18)}{8\sqrt{3}} & \frac{12(2h^3+6h^2+3h-2)}{24} \end{bmatrix}. \quad (\text{B.15})$$

Case 5: $|h| \geq 2$. In this case, $\Omega(t, h)$, $\Omega(t - 1, 1 + h)$, $\Omega(t, -1 + h)$, $\Omega(t - 1, h)$ are all zero matrices. Hence

$$\text{Cov} \left(\begin{bmatrix} Z_0(t+h) \\ Z_1(t+h) \end{bmatrix}, \begin{bmatrix} Z_0(t) \\ Z_1(t) \end{bmatrix} \right) = \begin{bmatrix} 0 & 0 \\ 0 & 0 \end{bmatrix}. \quad (\text{B.16})$$

Combining (B.12)–(B.16) with (B.11) gives (B.7)–(B.9). \square

B.2.2 Proof of Proposition B.5

Theorem 10 of Albin (1990) gives that their Conditions A($\{0\}$), B, $C^0(\{0\})$, D(0), D' and Equation (2.15) imply

$$\lim_{u \rightarrow \infty} \Pr \left(w(u)^{-1} \left(\sup_{t \in [0, T(u)]} \|\mathbf{Z}(t)\| - u \right) \leq x \right) = \exp \left(- (1 - F(x))^{1-c} \right) \quad (\text{B.17})$$

where $T(u) \sim \frac{q(u)}{H(1-G(u))}$ as $u \rightarrow \infty$ (hereafter, $a(u) \sim b(u)$ means $a(u)/b(u) \rightarrow 1$ as $u \rightarrow \infty$), $q(u) = u^{-2}$, $G(u)$ is a marginal distribution function of $\|\mathbf{Z}(t)\|$, and $w(u)$, F , $c \in [0, 1]$ are defined in the conditions. We first show that all the required conditions hold with $w(u) = u^{-1}$, $F(x) = 1 - e^{-x}$ and $c = 0$, and then apply the arguments adopted in Steinebach and Eastwood (1996) to complete the proof.

Condition A($\{0\}$) is implied by Equations (2.1), (2.12) and (2.13) of Albin (1990) by Theorem 3 therein. As marginal density g of $\|\mathbf{Z}(t)\|$ is $g(x) = xe^{-x^2/2}$, G satisfies their (2.1) and (2.12) with $w(u) = u^{-1}$ and $F(x) = 1 - e^{-x}$ (also refer to Theorem 9 of Albin (1990)). Next, assume that Condition B has been shown. Then Condition C⁰($\{0\}$) is implied by Condition A($\{0\}$), B, and C by Theorem 2 (c) of Albin (1990), and as Condition C is achieved by proving (2.23) by Theorem 6 of Albin (1990), proving (2.23) with Condition B gives Condition C⁰($\{0\}$). Condition D(0) and D' follow immediately as auto- and cross-covariance functions of $\mathbf{Z}(t)$ are locally supported. Finally, we can show that (2.15) of Albin (1990) holds from that

$$\frac{q(u + x/u)}{q(u)} = \frac{u}{u + x/u} \rightarrow 1 \text{ as } u \rightarrow \infty.$$

Therefore, combining all above, it remains to verify Equation (2.13), Condition B, and Equation (2.23).

Equation (2.13): Let $\omega(t) = \|\mathbf{Z}(t)\|$. We show that there exist a random sequence $\{\eta_{a,x}(k)\}_{k=1}^{\infty}$ and such that, for all $a > 0$ and all N ,

$$(u(\omega(aq) - u), \dots, u(\omega(aqN) - u) \mid u(\omega(0) - u) = x) \xrightarrow[u \rightarrow \infty]{d} (\eta_{a,x}(1), \dots, \eta_{a,x}(N))$$

for almost all $x > 0$, where $q = q(u) = u^{-2}$. Let $r_i(h) = \text{Cov}(Z_i(t), Z_i(t+h))$ for $i = 0, 1$ and

$$\Sigma(qt) = \text{Cov}(\mathbf{Z}(qt), \mathbf{Z}(0)) = \begin{bmatrix} 1 - \frac{9}{2}qt & -\frac{3\sqrt{3}}{2}qt \\ \frac{3\sqrt{3}}{2}qt & 1 - \frac{3}{2}qt \end{bmatrix} + o(qt) =: \begin{bmatrix} 1 - C_0qt & -C_{01}qt \\ -C_{10}qt & 1 - C_1qt \end{bmatrix} + o(qt).$$

Also define $\mathbf{Z}^u(t) = u(\mathbf{Z}(qt) - \Sigma(qt)\mathbf{Z}(0))$ and $\Delta_i(t) = u(u + \frac{x}{u})(1 - r_i(qt))$, and denote by κ^2 the one-dimensional Hausdorff measure over \mathbb{R}^2 . If we write $u(\omega(0) - u) = x$ as $\mathbf{Z}(0) = (u + \frac{x}{u})\mathbf{x}$ with some $\mathbf{x} = (x_0, x_1)$ satisfying $\|\mathbf{x}\| = 1$, we have $Z_i(qt) = Z_i(0) + o(1)$ as $u \rightarrow \infty$ (and hence $q \rightarrow 0$) and

$$\begin{aligned} \omega(aqk) - \omega(0) &= \frac{\sum_{i=0}^1 (Z_i^2(aqk) - Z_i^2(0))}{\omega(aqk) + \omega(0)} = \frac{\sum_{i=0}^1 (Z_i(aqk) - Z_i(0))(2Z_i(0) + o(1))}{2\omega(0) + o(1)} \\ &= \frac{\sum_{i=0}^1 (u + \frac{x}{u}) x_i (Z_i(aqk) - Z_i(0)) + o(1)}{u + \frac{x}{u} + o(1)} = \sum_{i=0}^1 x_i (Z_i(aqk) - Z_i(0)) + o(u^{-1}). \end{aligned}$$

With \cdot denoting the inner product, we have

$$\Pr \left(\bigcap_{k=1}^N \{u(\omega(aqk) - u) \leq z_k\} \mid u(\omega(0) - u) = x \right)$$

$$\begin{aligned}
&= \int_{\|\mathbf{x}\|=1} \Pr \left(\bigcap_{k=1}^N \{u(\omega(aqk) - \omega(0)) + x \leq z_k\} \middle| \mathbf{Z}(0) = \left(u + \frac{x}{u}\right) \mathbf{x} \right) \frac{(2\pi)^{-1} \left(u + \frac{x}{u}\right)}{g\left(u + \frac{x}{u}\right) \exp\left(\frac{1}{2} \left(u + \frac{x}{u}\right)^2\right)} d\kappa^2(\mathbf{x}) \\
&= \frac{1}{2\pi} \int_{\|\mathbf{x}\|=1} \Pr \left(\bigcap_{k=1}^N \left\{ \sum_{i=0}^1 u x_i (Z_i(aqk) - Z_i(0)) + x + o(1) \leq z_k \right\} \middle| \mathbf{Z}(0) = \left(u + \frac{x}{u}\right) \mathbf{x} \right) d\kappa^2(\mathbf{x}) \\
&= \frac{1}{2\pi} \int_{\|\mathbf{x}\|=1} \Pr \left(\bigcap_{k=1}^N \{ \mathbf{x} \cdot \mathbf{Z}^u(aqk) - u \mathbf{x} \cdot (\mathbf{I} - \boldsymbol{\Sigma}(aqk)) \mathbf{Z}(0) + x + o(1) \leq z_k \} \middle| \mathbf{Z}(0) = \left(u + \frac{x}{u}\right) \mathbf{x} \right) d\kappa^2(\mathbf{x}) \\
&= \frac{1}{2\pi} \int_{\|\mathbf{x}\|=1} \Pr \left(\bigcap_{k=1}^N \{ \mathbf{x} \cdot \mathbf{Z}^u(aqk) - (u^2 + x) \mathbf{x} \cdot (\mathbf{I} - \boldsymbol{\Sigma}(aqk)) \mathbf{x} + x + o(1) \leq z_k \} \middle| \mathbf{Z}(0) = \left(u + \frac{x}{u}\right) \mathbf{x} \right) d\kappa^2(\mathbf{x}) \\
&= \frac{1}{2\pi} \int_{\|\mathbf{x}\|=1} \Pr \left(\bigcap_{k=1}^N \left\{ \mathbf{x} \cdot \mathbf{Z}^u(aqk) - (u^2 + x) \sum_{i=0}^1 C_i a q k x_i^2 + x + o(1) \leq z_k \right\} \right) d\kappa^2(\mathbf{x})
\end{aligned}$$

from the independence between $(\mathbf{Z}^u(t_k))_{k=1}^N$ and $\mathbf{Z}(0)$. Noting that

$$\begin{aligned}
\text{Cov}(\mathbf{Z}^u(t), \mathbf{Z}^u(s)) &= u^2 \text{Cov}(\mathbf{Z}(qt) - \boldsymbol{\Sigma}(qt) \mathbf{Z}(0), \mathbf{Z}(qs) - \boldsymbol{\Sigma}(qs) \mathbf{Z}(0)) \\
&= u^2 (\boldsymbol{\Sigma}(q(t-s)) - \boldsymbol{\Sigma}(qt) \boldsymbol{\Sigma}(qs)^\top) = (t+s - |t-s|) \begin{bmatrix} \frac{9}{2} & 0 \\ 0 & \frac{3}{2} \end{bmatrix} + o(1),
\end{aligned}$$

the normally distributed $(\mathbf{Z}^u(ak))_{k=1}^N$ converges to multivariate normal random vectors $(\boldsymbol{\zeta}(t_k))_{k=1}^N$ with $\boldsymbol{\zeta}(t_k) = (\zeta_0(t_k), \zeta_1(t_k))^\top$, where $\zeta_0(t)$ and $\zeta_1(t)$ are independent zero-mean Gaussian processes with $\text{Cov}(\zeta_i(s), \zeta_i(t)) = C_i(t+s - |t-s|)$. Finally, noting that $(u^2 + x)C_i a q k \rightarrow C_i a k$, we have the finite dimensional distributions of $\{(u(\omega(qt) - u) | u(\omega(0) - u) = x)\}_{t>0}$ converge weakly to those of $\{\eta(t)\}_{t>0}$, where

$$\Pr \left(\bigcap_{k=1}^N \{\eta(aqk) \leq z_k\} \right) = \frac{1}{2\pi} \int_{|\mathbf{x}|=1} \Pr \left(\bigcap_{k=1}^N \left\{ \mathbf{x} \cdot \boldsymbol{\zeta}(ak) - \sum_{i=1}^m C_i x_i^2 a k + x \leq z_k \right\} \right) d\kappa^2(\mathbf{x}).$$

Condition B: We show that

$$\limsup_{u \rightarrow \infty} \sum_{k=N}^{\lfloor h/(aq) \rfloor} \Pr(\omega(aqk) > u | \omega(0) > u) \rightarrow 0$$

when $N \rightarrow \infty$, for all fixed $a > 0$ and some $h > 0$. Let $\boldsymbol{\Sigma}(t)$ have singular values $\lambda_1(t) \geq \lambda_2(t) > 0$. Choose constants $A, B, \epsilon > 0$ such that $At \leq 1 - \lambda_i(t) \leq Bt$ for $0 < t \leq \epsilon$, and let $R = \lambda_1(qt)$, $r = \lambda_2(qt)$ and $\mathbf{Z}_{\bar{r}}(qt) = \boldsymbol{\Sigma}(qt) \mathbf{Z}(0)$. Then by the triangle inequality, for $\omega(qt) > \omega(0) > u$,

$$u(1 - R) < \omega(qt) - R\omega(0) \leq \omega(qt) - \|\mathbf{Z}_{\bar{r}}(qt)\| \leq \|\mathbf{Z}(qt) - \mathbf{Z}_{\bar{r}}(qt)\|.$$

Also note that for any vector \mathbf{v} , we have $\mathbf{v}^\top (\mathbf{I} - \boldsymbol{\Sigma}(qt) \boldsymbol{\Sigma}(qt)^\top) \mathbf{v} \leq (1 - r^2) \mathbf{v}^\top \mathbf{v}$. Hence using symmetry and Boole's inequality,

$$\Pr(\omega(qt) > u, \omega(0) > u) = 2 \Pr(\omega(qt) > \omega(0) > u)$$

$$\begin{aligned}
&\leq 2 \Pr(\omega(0) > u, \|\mathbf{Z}(qt) - \mathbf{Z}_{\bar{r}}(qt)\| > u(1-R)) \\
&= 2 \Pr(\omega(0) > u) \Pr(\|\mathbf{Z}(qt) - \mathbf{Z}_{\bar{r}}(qt)\| > u(1-R) \mid \omega(0) > u) \\
&\leq 2(1-G(u)) \Pr\left(\sqrt{\chi_2^2} > \frac{(1-R)u}{\sqrt{1-r^2}}\right) \leq 2(1-G(u)) \sum_{i=0}^1 \Pr\left(|Z_i| > \frac{(1-R)u}{\sqrt{2(1-r^2)}}\right) \\
&\leq 8(1-G(u)) \left(1 - \Phi\left(\frac{(1-R)u}{\sqrt{2(1-r^2)}}\right)\right)
\end{aligned}$$

where with a slight abuse of notation, we denote by χ_2^2 a random variable following the chi-squared distribution, and Z_i , $i = 0, 1$, denote independent standard normal random variables. Then,

$$\begin{aligned}
\frac{1}{1-G(u)} \Pr(\omega(qt) > u, \omega(0) > u) &\leq 8(1 - \Phi(A(4B)^{-1/2}t^{1/2})) \text{ for } 0 < qt \leq \epsilon, \\
\frac{1}{1-G(u)} \Pr(\omega(qt) > u, \omega(0) > u) &\leq 8(1 - \Phi(\lambda 2^{-1/2}u)) \text{ for } \epsilon < qt \leq h,
\end{aligned}$$

where $\lambda = 1 - \sup_{s \in (\epsilon, h]} \max(\lambda_1(s), \lambda_2(s))$. From this, Condition B follows since

$$\begin{aligned}
&\sum_{k=N}^{\lfloor \frac{h}{aq} \rfloor} \Pr(\omega(aqk) > u \mid \omega(0) > u) \\
&\leq 8 \left\{ \sum_{k=N}^{\lfloor \frac{\epsilon}{aq} \rfloor} \left(1 - \Phi\left(\frac{A}{\sqrt{4B}}(ak)^{1/2}\right)\right) + \left(\left\lfloor \frac{h}{aq} \right\rfloor - \left\lfloor \frac{\epsilon}{aq} \right\rfloor\right) \left(1 - \Phi\left(\frac{\lambda}{\sqrt{2}}u\right)\right) \right\} \\
&\leq 8 \left(\int_N^\infty \frac{\frac{1}{\sqrt{2\pi}} \exp\left(-\frac{A^2}{8B}(ax)\right)}{\frac{A}{\sqrt{4B}}(ax)^{1/2}} dx + \left(\left\lfloor \frac{h}{aq} \right\rfloor - \left\lfloor \frac{\epsilon}{aq} \right\rfloor\right) \frac{\frac{1}{\sqrt{2\pi}} \exp\left(-\frac{\lambda^2}{4}u^2\right)}{\frac{\lambda}{\sqrt{2}}u} \right) \xrightarrow{N \rightarrow \infty} 0.
\end{aligned}$$

Equation (2.23): We show that there exist constants $\lambda_0, \rho, e, C, \delta_0 > 0, u_0 > 0$ and $d > 1$ such that

$$\Pr(\omega(qt) - \omega(0) > \lambda w(u), \omega(0) \leq u + \delta_0 w(u) \mid \omega(qt) > u) \leq Ct^d \lambda^{-e}$$

for all $0 < t^\rho < \lambda < \lambda_0$ and $u > u_0$.

Set $\delta \in (0, 1)$ and the constants $B, \epsilon > 0$ such that $\lambda_i(t) > \frac{1}{2}$ and $1 - \lambda_i(t) \leq Bt$ for $0 < t \leq \epsilon$, for $i = 1, 2$, and let $\lambda_0 = \min(\epsilon^{1/2}, 1/(8B))$. Further, let $u_0 = 1$ and $\mathbf{Z}'_{\bar{r}}(qt) = \mathbf{\Sigma}(qt)^{-1} \mathbf{Z}(0)$. Then we have, for $0 < t^{1/2} < \lambda < \lambda_0, u > u_0$ and $\omega(0) \leq u + \delta/u$, both $t^{1/2} < \epsilon^{1/2}$ and $t^{1/2} < (8B)^{-1}$ hold, which implies $qt < \epsilon$ and therefore

$$\|\mathbf{Z}'_{\bar{r}}(qt)\| - \omega(0) \leq (r(qt)^{-1} - 1)\omega(0) \leq 2B(qt)u(1 + u^{-2}\delta) \leq 4B \frac{1}{u} t < \frac{4B}{u} \frac{\lambda}{8B} = \frac{\lambda}{2u}.$$

Hence we obtain, by the triangle inequality and by arguments adopted in the verification of

Condition B,

$$\begin{aligned} \Pr\left(\omega(qt) - \omega(0) > \frac{\lambda}{u}, \omega(0) \leq u + \frac{\delta}{u}, \omega(qt) > u\right) &\leq \Pr\left(\omega(qt) > u, \|\mathbf{Z}(qt) - \mathbf{Z}'_{\bar{r}}(qt)\| > \frac{\lambda}{2u}\right) \\ &\leq 4(1 - G(u)) \left(1 - \Phi\left(\frac{\lambda}{8\sqrt{Bt}}\right)\right). \end{aligned}$$

Hence for each constant $p \geq 1$, there exists a corresponding constant $K_p > 0$ such that

$$4(1 - \Phi(x)) \leq \frac{4}{\sqrt{2\pi}} \frac{1}{x} \exp\left(-\frac{x^2}{2}\right) \leq K_p x^{-p}, \quad x > 0,$$

and the claim follows.

Now we show the main claim of the proposition using (B.17). The remainder of the proof proceeds analogously as in Steinebach and Eastwood (1996). As $u \rightarrow \infty$,

$$\frac{q(u)}{H(1 - G(u))} \sim \frac{1}{2H} \left(\frac{u^2}{2}\right)^{-1} \exp\left(\frac{u^2}{2}\right).$$

We set $T(u) = K(u^2/2)^{-1} \exp(u^2/2)$, where $K = (2H)^{-1}$. For v sufficiently large, if $T(u) = v$, we have $\log(v) = u^2/2 - \log(u^2/2) + \log(K)$, i.e., $u^2 = 2\log(v) + 2\log(u^2/2) - \log(K)$, which implies

$$w(u)^{-1} = u \sim (2\log(v))^{1/2} = a_v \quad \text{and} \quad \log(u^2/2) = \log\log(v) + o(1) \quad \text{as } v \rightarrow \infty.$$

Furthermore, these statements imply

$$\begin{aligned} u &= (2\log(v) + 2\log(u^2/2) - 2\log(K))^{1/2} \\ &= (2\log(v) + 2\log\log(v) - 2\log(K) + o(1))^{1/2} \\ &= (2\log(v))^{1/2} + (2\log(v))^{-1/2}(\log\log(v) - \log(K) + o(1)), \quad \text{so that} \\ w(u)^{-1}u = u^2 &= 2\log(v) + \log\log(v) - \log(K) + o(1) = b_v + \log(2) + o(1), \end{aligned}$$

and therefore we have for $x \in \mathbb{R}$,

$$\lim_{v \rightarrow \infty} \Pr(a_v M(v) - b_v - \log(2) \leq x - \log(2)) = \exp\left(-e^{-(x - \log(2))}\right) = \exp(-2e^{-x}).$$

B.3 Proof of Theorem 2.3

For ease of presentation, we introduce the following notations: For given k , let $\beta_{0,j}(k) = \alpha_{0,j} + \alpha_{1,j}t_k$ and define $\beta_{1,j} = G\Delta t\alpha_{1,j}$ and $\beta_j(k) = (\beta_{0,j}(k), \beta_{1,j})^\top$. Then, $\Delta_j^{(0)} = \beta_{1,j+1}(k_j) - \beta_{1,j}(k_j)$ and $\Delta_j^{(1)} = \beta_{1,j+1} - \beta_{1,j}$.

B.3.1 Proof of Theorem 2.3 (i)

We need the following lemma for the proof of Theorem 2.3 (i).

Lemma B.8. Assume that (C1) holds. Let $k \in \{k_j - G + 1, \dots, k_j + G\}$. Then,

$$\begin{aligned} \widehat{\boldsymbol{\beta}}^+(k) - \widehat{\boldsymbol{\beta}}^-(k) &= (\mathbf{A}(\kappa) + \mathbf{O}_G(\kappa))\boldsymbol{\Delta}_j + \boldsymbol{\zeta}_k, \quad \text{where} \\ \boldsymbol{\zeta}_{k,+} &= \mathbf{C}_{G,+}^{-1} \sum_{i=k+1}^{k+G} \mathbf{x}_{i,k} \epsilon_i, \quad \boldsymbol{\zeta}_{k,-} = \mathbf{C}_{G,-}^{-1} \sum_{i=k-G+1}^k \mathbf{x}_{i,k} \epsilon_i \quad \text{and} \quad \boldsymbol{\zeta}_k = \boldsymbol{\zeta}_{k,+} - \boldsymbol{\zeta}_{k,-} \end{aligned} \quad (\text{B.18})$$

where $\kappa = |k - k_j|/G$, and when $k \leq k_j$,

$$\mathbf{A}(\kappa) = (1 - \kappa) \begin{bmatrix} 1 - 3\kappa & \kappa^2 - \kappa \\ 6\kappa & -2\kappa^2 + \kappa + 1 \end{bmatrix} \quad \text{and} \quad \mathbf{O}_G(\kappa) = -\frac{\kappa(1 - \kappa)}{G - 1} \begin{bmatrix} 3 & 2 - \kappa \\ -\frac{6}{G+1} & \frac{2\kappa - 1 - 3G}{G+1} \end{bmatrix},$$

while when $k > k_j$,

$$\mathbf{A}(\kappa) = (1 - \kappa) \begin{bmatrix} 1 - 3\kappa & \kappa - \kappa^2 \\ -6\kappa & -2\kappa^2 + \kappa + 1 \end{bmatrix} \quad \text{and} \quad \mathbf{O}_G(\kappa) = -\frac{\kappa(1 - \kappa)}{G + 1} \begin{bmatrix} -3 & 2 - \kappa \\ \frac{6}{G-1} & \frac{2\kappa - 1 + 3G}{G-1} \end{bmatrix}.$$

Proof. Note that

$$X_i = \begin{cases} \alpha_{0,j} + \alpha_{1,j} t_i + \epsilon_i = \mathbf{x}_{i,k_j}^\top \boldsymbol{\beta}_j(k_j) + \epsilon_i & (k - G + 1 \leq i \leq k_j) \\ \alpha_{0,j+1} + \alpha_{1,j+1} t_i + \epsilon_i = \mathbf{x}_{i,k_j}^\top \boldsymbol{\beta}_{j+1}(k_j) + \epsilon_i & (k_j + 1 \leq i \leq k + G). \end{cases} \quad (\text{B.19})$$

We consider the two cases, when $k \leq k_j$ and $k > k_j$.

Case 1: $k \leq k_j < k + G$. From (B.19),

$$\begin{aligned} \widehat{\boldsymbol{\beta}}^-(k) &= (\mathbf{C}_{G,-})^{-1} \sum_{i=-G+1}^0 \begin{bmatrix} 1 \\ \frac{i}{G} \end{bmatrix} \left(\beta_{0,j}(k_j) + \frac{k - k_j + i}{G} \beta_{1,j} \right) + \boldsymbol{\zeta}_{k,-} \\ &= (\mathbf{C}_{G,-})^{-1} \sum_{i=-G+1}^0 \begin{bmatrix} 1 \\ \frac{i}{G} \end{bmatrix} \begin{bmatrix} 1 & \frac{i}{G} \end{bmatrix} \begin{bmatrix} \beta_{0,j}(k_j) + \frac{k - k_j}{G} \beta_{1,j} \\ \beta_{1,j} \end{bmatrix} + \boldsymbol{\zeta}_{k,-} \\ &= \begin{bmatrix} \beta_{0,j}(k_j) + \frac{k - k_j}{G} \beta_{1,j} \\ \beta_{1,j} \end{bmatrix} + \boldsymbol{\zeta}_{k,-}, \quad \text{and} \\ \widehat{\boldsymbol{\beta}}^+(k) &= (\mathbf{C}_{G,+})^{-1} \left(\sum_{i=1}^{k_j - k} \begin{bmatrix} 1 \\ \frac{i}{G} \end{bmatrix} \begin{bmatrix} 1 & \frac{i}{G} \end{bmatrix} \begin{bmatrix} \beta_{0,j}(k_j) + \frac{k - k_j}{G} \beta_{1,j} \\ \beta_{1,j} \end{bmatrix} \right. \\ &\quad \left. + \sum_{i=k_j - k + 1}^G \begin{bmatrix} 1 \\ \frac{i}{G} \end{bmatrix} \begin{bmatrix} 1 & \frac{i}{G} \end{bmatrix} \begin{bmatrix} \beta_{0,j+1}(k_j) + \frac{k - k_j}{G} \beta_{1,j+1} \\ \beta_{1,j+1} \end{bmatrix} \right) + \boldsymbol{\zeta}_{k,+} \\ &= \begin{bmatrix} \beta_{0,j}(k_j) + \frac{k - k_j}{G} \beta_{1,j} \\ \beta_{1,j} \end{bmatrix} + \boldsymbol{\zeta}_{k,+} \\ &\quad + (\mathbf{C}_{G,+})^{-1} \left(\sum_{i=k_j - k + 1}^G \begin{bmatrix} 1 \\ \frac{i}{G} \end{bmatrix} \begin{bmatrix} 1 & \frac{i}{G} \end{bmatrix} \begin{bmatrix} \Delta_j^{(0)} + \frac{k - k_j}{G} \Delta_j^{(1)} \\ \Delta_j^{(1)} \end{bmatrix} \right) \end{aligned}$$

$$\begin{aligned}
&= \begin{bmatrix} \beta_{0,j}(k_j) + \frac{k-k_j}{G} \beta_{1,j} \\ \beta_{1,j} \end{bmatrix} + \zeta_{k,+} \\
&\quad + \left\{ \mathbf{I} - \frac{|k-k_j|}{G} (\mathbf{C}_+ + \mathbf{D}_{G,+})^{-1} (\mathbf{C}_{\kappa,+} + \mathbf{D}_{\kappa,G,+}) \right\} \begin{bmatrix} \Delta_j^{(0)} + \frac{k-k_j}{G} \Delta_j^{(1)} \\ \Delta_j^{(1)} \end{bmatrix},
\end{aligned}$$

where \mathbf{C}_+ and $\mathbf{D}_{G,+}$ are defined as in (B.1), and

$$\begin{aligned}
\mathbf{C}_{\kappa,+} &= \begin{bmatrix} 1 & \frac{\kappa}{2} \\ \frac{\kappa}{2} & \frac{\kappa^2}{3} \end{bmatrix} \quad \text{and} \quad \mathbf{D}_{\kappa,G,+} = \begin{bmatrix} 0 & \frac{1}{2G} \\ \frac{1}{2G} & \frac{\kappa}{2G} + \frac{1}{6G^2} \end{bmatrix}, \quad \text{such that} \\
\frac{1}{|k-k_j|} \sum_{i=1}^{k_j-k} \begin{bmatrix} 1 \\ \frac{i}{G} \end{bmatrix} \begin{bmatrix} 1 & \frac{i}{G} \end{bmatrix} &= \mathbf{C}_{\kappa,+} + \mathbf{D}_{\kappa,G,+}.
\end{aligned}$$

Hence, we obtain

$$\widehat{\beta}^+(k) - \widehat{\beta}^-(k) = \left(\mathbf{I} - \kappa (\mathbf{C}_+ + \mathbf{D}_{G,+})^{-1} (\mathbf{C}_{\kappa,+} + \mathbf{D}_{\kappa,G,+}) \right) \begin{bmatrix} 1 & -\kappa \\ 0 & 1 \end{bmatrix} \begin{bmatrix} \Delta_j^{(0)} \\ \Delta_j^{(1)} \end{bmatrix} + \zeta_k.$$

With simple calculations, we get

$$\begin{aligned}
&\left(\mathbf{I} - \kappa (\mathbf{C}_+ + \mathbf{D}_{G,+})^{-1} (\mathbf{C}_{\kappa,+} + \mathbf{D}_{\kappa,G,+}) \right) \begin{bmatrix} 1 & -\kappa \\ 0 & 1 \end{bmatrix} \\
&= \left[\mathbf{I} - \kappa \begin{bmatrix} 4 - 3\kappa + \frac{3(1-\kappa)}{G-1} & 2\kappa(1-\kappa) + \frac{2(1-\kappa)(1+\kappa)}{G-1} \\ 6(\kappa-1) + \frac{6(\kappa-1)}{G^2-1} & \kappa(4\kappa-3) + \frac{\kappa(4\kappa-3)+3(\kappa-1)G-1}{G^2-1} \end{bmatrix} \right] \begin{bmatrix} 1 & -\kappa \\ 0 & 1 \end{bmatrix} \\
&= \begin{bmatrix} 1 - \kappa(4-3\kappa) & -2\kappa^2(1-\kappa) \\ 6\kappa(1-\kappa) & 1 - \kappa^2(4\kappa-3) \end{bmatrix} \begin{bmatrix} 1 & -\kappa \\ 0 & 1 \end{bmatrix} - \kappa \begin{bmatrix} \frac{3(1-\kappa)}{G-1} & \frac{2(1-\kappa)(1+\kappa)}{G-1} \\ \frac{6(\kappa-1)}{G^2-1} & \frac{\kappa(4\kappa-3)+3(\kappa-1)G-1}{G^2-1} \end{bmatrix} \begin{bmatrix} 1 & -\kappa \\ 0 & 1 \end{bmatrix} \\
&= (1-\kappa) \begin{bmatrix} 1-3\kappa & \kappa^2-\kappa \\ 6\kappa & -2\kappa^2+\kappa+1 \end{bmatrix} - \frac{\kappa(1-\kappa)}{G-1} \begin{bmatrix} 3 & 2-\kappa \\ -\frac{6}{G+1} & \frac{2\kappa-1-3G}{G+1} \end{bmatrix} \\
&= (1-\kappa) \left[\begin{bmatrix} 1-3\kappa & \kappa^2-\kappa \\ 6\kappa & -2\kappa^2+\kappa+1 \end{bmatrix} - \frac{\kappa}{G-1} \begin{bmatrix} 3 & 2-\kappa \\ -\frac{6}{G+1} & \frac{2\kappa-1-3G}{G+1} \end{bmatrix} \right] \\
&= \mathbf{A}(\kappa) + \mathbf{O}_G(\kappa). \tag{B.20}
\end{aligned}$$

Case 2: $k-G < k_j < k$. Similarly as in Case 1, we have

$$\begin{aligned}
\widehat{\beta}^+(k) &= \begin{bmatrix} \beta_{0,j+1}(k_j) + \frac{k-k_j}{G} \beta_{1,j+1} \\ \beta_{1,j+1} \end{bmatrix} + \zeta_{k,+}, \quad \text{and} \\
\widehat{\beta}^-(k) &= \begin{bmatrix} \beta_{0,j+1}(k_j) + \frac{k-k_j}{G} \beta_{1,j+1} \\ \beta_{1,j+1} \end{bmatrix} + \zeta_{k,-} \\
&\quad - (\mathbf{C}_{G,-})^{-1} \left(\sum_{i=-G+1}^{k_j-k} \begin{bmatrix} 1 \\ \frac{i}{G} \end{bmatrix} \begin{bmatrix} 1 & \frac{i}{G} \end{bmatrix} \right) \begin{bmatrix} \Delta_j^{(0)} + \frac{k-k_j}{G} \Delta_j^{(1)} \\ \Delta_j^{(1)} \end{bmatrix}
\end{aligned}$$

$$\begin{aligned}
&= \begin{bmatrix} \beta_{0,j+1}(k_j) + \frac{k-k_j}{G}\beta_{1,j+1} \\ \beta_{1,j+1} \end{bmatrix} + \zeta_{k,-} \\
&\quad - \left[\mathbf{I} - \frac{|k-k_j|}{G}(\mathbf{C}_- + \mathbf{D}_{G,-})^{-1}(\mathbf{C}_{\kappa,-} + \mathbf{D}_{\kappa,G,-}) \right] \begin{bmatrix} \Delta_j^{(0)} + \frac{k-k_j}{G}\Delta_j^{(1)} \\ \Delta_j^{(1)} \end{bmatrix}
\end{aligned}$$

where \mathbf{C}_- and $\mathbf{D}_{G,-}$ are defined as in (B.2), and

$$\begin{aligned}
\mathbf{C}_{\kappa,-} &= \begin{bmatrix} 1 & -\frac{\kappa}{2} \\ -\frac{\kappa}{2} & \frac{\kappa^2}{3} \end{bmatrix} \quad \text{and} \quad \mathbf{D}_{\kappa,G,-} = \begin{bmatrix} 0 & \frac{1}{2G} \\ \frac{1}{2G} & -\frac{\kappa}{2G} + \frac{1}{6G^2} \end{bmatrix}, \quad \text{such that} \\
\frac{1}{|k-k_j|} \sum_{i=k_j-k+1}^0 \begin{bmatrix} 1 \\ \frac{i}{G} \end{bmatrix} \begin{bmatrix} 1 & \frac{i}{G} \end{bmatrix} &= \mathbf{C}_{\kappa,-} + \mathbf{D}_{\kappa,G,-}.
\end{aligned}$$

Hence, we obtain

$$\widehat{\beta}^+(k) - \widehat{\beta}^-(k) = \left(\mathbf{I} - \kappa(\mathbf{C}_- + \mathbf{D}_{G,-})^{-1}(\mathbf{C}_{\kappa,-} + \mathbf{D}_{\kappa,G,-}) \right) \begin{bmatrix} 1 & \kappa \\ 0 & 1 \end{bmatrix} \begin{bmatrix} \Delta_j^{(0)} \\ \Delta_j^{(1)} \end{bmatrix} + \zeta_k.$$

With simple calculations, we get

$$\begin{aligned}
&\left(\mathbf{I} - \kappa(\mathbf{C}_- + \mathbf{D}_{G,-})^{-1}(\mathbf{C}_{\kappa,-} + \mathbf{D}_{\kappa,G,-}) \right) \begin{bmatrix} 1 & \kappa \\ 0 & 1 \end{bmatrix} \\
&= \left[\mathbf{I} - \kappa \begin{bmatrix} 4 - 3\kappa + \frac{3(\kappa-1)}{G+1} & 2\kappa(\kappa-1) + \frac{2(1-\kappa)(1+\kappa)}{G+1} \\ -6(\kappa-1) - \frac{6(\kappa-1)}{G^2-1} & \kappa(4\kappa-3) + \frac{(\kappa-1)(4\kappa+1-3G)}{G^2-1} \end{bmatrix} \right] \begin{bmatrix} 1 & \kappa \\ 0 & 1 \end{bmatrix} \\
&= (1-\kappa) \left[\begin{bmatrix} 1-3\kappa & 2\kappa^2 \\ -6\kappa & 4\kappa^2 + \kappa + 1 \end{bmatrix} + \frac{\kappa}{G+1} \begin{bmatrix} 3 & -2(1+\kappa) \\ -\frac{6}{G-1} & \frac{4\kappa+1-3G}{G-1} \end{bmatrix} \right] \begin{bmatrix} 1 & \kappa \\ 0 & 1 \end{bmatrix} \\
&= (1-\kappa) \left[\begin{bmatrix} 1-3\kappa & \kappa - \kappa^2 \\ -6\kappa & -2\kappa^2 + \kappa + 1 \end{bmatrix} - \frac{\kappa}{G+1} \begin{bmatrix} -3 & 2-\kappa \\ \frac{6}{G-1} & \frac{2\kappa-1+3G}{G-1} \end{bmatrix} \right] \\
&= \mathbf{A}(\kappa) + \mathbf{O}_G(\kappa).
\end{aligned}$$

□

Proof of Theorem 2.3 (i). Denote by

$$\mathcal{A}_n = \left\{ \begin{aligned} &\max_{k: \min_{1 \leq j \leq J_n} |k-k_j| \geq G} W_{k,n}(G) \leq C_n(G, \alpha_n) \quad \text{and} \\ &\min_{k: \min_{1 \leq j \leq J_n} |k-k_j| < (1-\eta)G} W_{k,n}(G) > C_n(G, \alpha_n) \end{aligned} \right\},$$

the event where every change point has an estimator detected within $\lceil (1-\eta)G \rceil$ -distance, and there exists no change point estimator outside G -distance of all k_j , $j = 1, \dots, J_n$. Then, we have

$$\mathcal{A}_n \subset \left\{ \widehat{J}_n = J_n \right\} \quad \text{and} \quad \mathcal{A}_n \subset \left\{ \max_{1 \leq j \leq J_n} \left| \widehat{k}_j \mathbb{I}_{\{j \leq \widehat{J}_n\}} - k_j \right| < G \right\},$$

so our claim follows if we show $\Pr(\mathcal{A}_n) \rightarrow 1$.

For k satisfying $|k - k_j| \geq G$, the intervals $\mathcal{I}^+(k)$ and $\mathcal{I}^-(k)$ do not contain any change point so that from Theorem 2.2,

$$\lim_{n \rightarrow \infty} \Pr \left(\max_{\substack{k: \\ 1 \leq j \leq J_n}} \min_{|k - k_j| \geq G} W_{k,n}(G) \geq C_n(G, \alpha_n) \right) = 0 \quad (\text{B.21})$$

by the definition of $C_n(G, \alpha)$, the condition (9) on α_n and the fact that the limiting distribution is continuous.

Next, under (C1), for any k , there exists at most one k_j in the interval $\{k - \lceil(1 - \eta)G\rceil, \dots, k + (1 - \eta)G\}$. Recall the definition of $W_{k,n}^*(G)$ in (B.10). By Lemma B.8,

$$\begin{aligned} \min_{\substack{k: |k - k_j| < (1 - \eta)G \\ 1 \leq j \leq J_n}} \frac{\sqrt{8\tau}}{\sqrt{G}} W_{k,n}^*(G) &= \min_{\substack{k: |k - k_j| < (1 - \eta)G \\ 1 \leq j \leq J_n}} \left\| \begin{bmatrix} 1 & 0 \\ 0 & \frac{1}{\sqrt{3}} \end{bmatrix} (\hat{\boldsymbol{\beta}}^+(k) - \hat{\boldsymbol{\beta}}^-(k)) \right\| \\ &\geq \min_{\substack{\kappa: 0 \leq \kappa < 1 - \eta \\ 1 \leq j \leq J_n}} \left\| \begin{bmatrix} 1 & 0 \\ 0 & \frac{1}{\sqrt{3}} \end{bmatrix} (\mathbf{A}(\kappa) + \mathbf{O}_G(\kappa)) \boldsymbol{\Delta}_j \right\| - \max_{\substack{k: |k - k_j| < (1 - \eta)G \\ 1 \leq j \leq J_n}} \|\boldsymbol{\zeta}_k\|. \end{aligned}$$

From Lemmas B.1 and B.3,

$$\begin{aligned} \max_{G \leq k \leq n - G} \|\boldsymbol{\zeta}_k\| &\leq \frac{1}{G} \left\{ \max_k \left\| (\mathbf{C}_+^{-1} + O(G^{-1})) \sum_{i=k+1}^{k+G} \mathbf{x}_{i,k} \epsilon_i \right\| + \max_k \left\| (\mathbf{C}_-^{-1} + O(G^{-1})) \sum_{i=k-G+1}^k \mathbf{x}_{i,k} \epsilon_i \right\| \right\} \\ &\leq \frac{1}{G} \left\{ (\|\mathbf{C}_+^{-1}\| + O(G^{-1})) \max_k \left\| \sum_{i=k+1}^{k+G} \mathbf{x}_{i,k} \epsilon_i \right\| + (\|\mathbf{C}_-^{-1}\| + O(G^{-1})) \max_k \left\| \sum_{i=k-G+1}^k \mathbf{x}_{i,k} \epsilon_i \right\| \right\} \\ &= O_P \left(\sqrt{\frac{\log(n/G)}{G}} \right), \end{aligned} \quad (\text{B.22})$$

Also, noting that for any invertible matrix $\mathbf{A} \in \mathbb{R}^{2 \times 2}$, we have $\|\mathbf{A}^{-1}\|_2 \leq \sqrt{2} \|\mathbf{A}^{-1}\|_1$, and that for any $\kappa \in [0, 1 - \eta)$, we have

$$\begin{aligned} (1 - \kappa) \mathbf{A}(\kappa)^{-1} &= \begin{bmatrix} 1 - 3\kappa & \pm(\kappa^2 - \kappa) \\ \pm 6\kappa & -2\kappa^2 + \kappa + 1 \end{bmatrix}^{-1} = \begin{bmatrix} \frac{2\kappa + 1}{1 - \kappa} & \mp \frac{\kappa}{1 - \kappa} \\ \mp \frac{-6\kappa}{(1 - \kappa)^2} & \frac{1 - 3\kappa}{(1 - \kappa)^2} \end{bmatrix}, \quad \text{where} \\ \frac{2\kappa + 1}{1 - \kappa} + \frac{6\kappa}{(1 - \kappa)^2} &= \frac{-2(\kappa - 7/4)^2 + 57/8}{(1 - \kappa)^2} \leq \frac{6}{\eta^2} \quad \text{and} \\ \frac{\kappa}{1 - \kappa} + \frac{|1 - 3\kappa|}{(1 - \kappa)^2} &\leq \frac{\kappa(1 - \kappa) + |1 - 3\kappa|}{\eta^2} \leq \frac{2}{\eta^2}, \quad \text{such that} \\ \|\mathbf{A}(\kappa)^{-1}\|_2^{-1} &\geq \frac{1}{\sqrt{2}} \|\mathbf{A}(\kappa)^{-1}\|_1^{-1} \geq \frac{\eta^3}{6\sqrt{2}}. \end{aligned} \quad (\text{B.23})$$

Hence, from (B.22)–(B.23), the condition (9) and Assumption (C2), we have

$$\begin{aligned}
& \min_{\substack{k: |k-k_j| < (1-\eta)G \\ 1 \leq j \leq J_n}} \frac{\sqrt{8\tau}}{\sqrt{G}} W_{k,n}^*(G) \geq \frac{1}{\sqrt{3}} \left(\frac{\eta^3}{6\sqrt{2}} + O(G^{-1}) \right) \min_{1 \leq j \leq J_n} \|\Delta_j\| + O_P \left(\sqrt{\frac{\log(n/G)}{G}} \right), \quad \text{and} \\
& \Pr \left(\min_{\substack{k: |k-k_j| < (1-\eta)G \\ 1 \leq j \leq J_n}} W_{k,n}^*(G) \leq C_{\alpha_n}(n, G) \right) \\
& \leq \Pr \left(\frac{\sqrt{G}}{\sqrt{8\tau}} \left(\frac{\eta^3}{6\sqrt{6}} + O(G^{-1}) \right) \min_{1 \leq j \leq J_n} \|\Delta_j\| + O_P \left(\sqrt{\log(n/G)} \right) \leq C_{\alpha_n}(n, G) \right) \\
& = \Pr \left(\frac{1}{\sqrt{8\tau}} \left(\frac{\eta^3}{6\sqrt{6}} + O(G^{-1}) \right) \leq \left(\sqrt{G} \min_{1 \leq j \leq J_n} \|\Delta_j\| \right)^{-1} \left(C_{\alpha_n}(n, G) + O_P \left(\sqrt{\log(n/G)} \right) \right) \right) \\
& = \Pr \left(\frac{1}{\sqrt{8\tau}} \left(\frac{\eta^3}{6\sqrt{6}} + O(G^{-1}) \right) \leq_{OP(1)} \right) \xrightarrow{G \rightarrow \infty} 0,
\end{aligned}$$

The claim holds if we replace τ with $\hat{\tau}_k$ provided that $\hat{\tau}_k^2 = O_P(1)$ uniformly in k . Then, the assertion follows from that $\Pr(\mathcal{A}_n) \rightarrow 1$. \square

B.3.2 Proof of Theorem 2.3 (ii)

We need the following lemmas for the proof of Theorem 2.3 (ii).

Lemma B.9 (Theorem 9 of Burkholder (1966)). If S_i , $i = 1, \dots, n$, is a martingale, then for $1 < p < \infty$, there exists constants $C', C'' > 0$, which depend only on p such that

$$C' \mathbb{E} \left(\left| \sum_{i=1}^n X_i^2 \right|^{p/2} \right) \leq \mathbb{E} (|S_n|^p) \leq C'' \mathbb{E} \left(\left| \sum_{i=1}^n X_i^2 \right|^{p/2} \right),$$

where $X_i = S_i - S_{i-1}$ and $S_0 \equiv 0$.

Lemma B.10. Assume that $\{\epsilon_i\}$ is a sequence of i.i.d. random variables with $\mathbb{E}(\epsilon_1) = 0$ and $\mathbb{E}(|\epsilon_1|^\gamma) < \infty$ for $\gamma > 2$. Then there exist constants $C_0, C_1 > 0$, which depend only on γ such that

$$\mathbb{E} \left(\left| \sum_{i=\ell+1}^r \epsilon_i \right|^\gamma \right) \leq C_0 |r - \ell|^{\gamma/2} \quad \text{and} \quad \mathbb{E} \left(\left| \sum_{i=\ell+1}^r i \epsilon_i \right|^\gamma \right) \leq C_1 |r - \ell|^{3\gamma/2}.$$

Proof. Define $S_m = \sum_{i=\ell+1}^{\ell+m} \epsilon_i$. Then $\{S_m\}$ is a martingale and by Lemma B.9,

$$\mathbb{E} \left(\left| \sum_{i=\ell+1}^{\ell+m} \epsilon_i \right|^\gamma \right) \leq C'' \mathbb{E} \left(\left| \sum_{i=\ell+1}^{\ell+m} \epsilon_i^2 \right|^{\gamma/2} \right) \leq C'' \left(\sum_{i=\ell+1}^{\ell+m} \mathbb{E} (|\epsilon_i|^\gamma) \right)^{\gamma/2} = C'' m^{\gamma/2} \mathbb{E} (|\epsilon_1|^\gamma),$$

and the first assertion follows. Similarly, using that $T_m = \sum_{i=\ell+1}^{\ell+m} i\epsilon_i$ is also a martingale,

$$\begin{aligned} \mathbb{E} \left(\left| \sum_{i=\ell+1}^{\ell+m} i\epsilon_i \right|^\gamma \right) &\leq C'' \mathbb{E} \left(\left| \sum_{i=\ell+1}^{\ell+m} (i\epsilon_i)^2 \right|^{\gamma/2} \right) \leq C'' \left(\sum_{i=\ell+1}^{\ell+m} i^2 \{ \mathbb{E} (|\epsilon_i|^\gamma) \}^{2/\gamma} \right)^{\gamma/2} \\ &= C'' \left(\sum_{i=\ell+1}^{\ell+m} i^2 \right)^{\gamma/2} \mathbb{E} (|\epsilon_1|^\gamma). \end{aligned}$$

Noting that

$$\sum_{i=\ell+1}^r i^2 \leq \int_{\ell+1}^r x^2 dx = \frac{r^3 - (\ell+1)^3}{3} \leq \frac{(r-\ell)^3}{3},$$

the second assertion follows. \square

Lemma B.11 (Lemma B.1 of Kirch (2006), Lemma 3.1 of Eichinger and Kirch (2018)). Let $\{b_i\}_i$ be a sequence of non-increasing, positive constants. Then under (A2), there exists a constant $C > 0$ which depends only on C_0, C_1 and γ such that for any $m \in \mathbb{Z}$, $0 < \ell < r$ and $z > 0$,

$$\begin{aligned} \Pr \left(\max_{\ell \leq k \leq r} b_k \left| \sum_{i=m+1}^{m+k} \epsilon_i \right| > z \right) &\leq \frac{C}{z^\gamma} \left(\ell^{\gamma/2} b_\ell^\gamma + \sum_{i=\ell+1}^r b_i^\gamma i^{\gamma/2-1} \right), \\ \Pr \left(\max_{\ell \leq k \leq r} b_k \left| \sum_{i=m-k+1}^m \epsilon_i \right| > z \right) &\leq \frac{C}{z^\gamma} \left(\ell^{\gamma/2} b_\ell^\gamma + \sum_{i=\ell+1}^r b_i^\gamma i^{\gamma/2-1} \right). \end{aligned}$$

Lemma B.12. Let $k \in \{k_j - G, \dots, k_j - 1\}$ for some $j = 1, \dots, J_n$. Recall the definitions of $\zeta_k = (\zeta_k^{(0)}, \zeta_k^{(1)})^\top$ in (B.18). Then under (A1)–(A2), for $\xi \in \{1, \dots, G\}$ and $p \in \{0, 1\}$:

- (i) $\Pr \left(\max_{k: \xi \leq |k-k_j| \leq G} G |\zeta_{k_j}^{(p)} - \zeta_k^{(p)}| > \beta \right) = O(\beta^{-\gamma} G^{\gamma/2}).$
- (ii) $\Pr \left(\max_{k: \xi \leq |k-k_j| \leq G} \frac{G |\zeta_{k_j}^{(p)} - \zeta_k^{(p)}|}{k_j - k} > \beta \right) = O(\beta^{-\gamma} (\xi^{-\gamma/2} + G^{-\gamma/2})).$
- (iii) $\Pr \left(\max_{k: \xi \leq |k-k_j| \leq G} \frac{G |\zeta_{k_j}^{(p)} - \zeta_k^{(p)}|}{(k_j - k)^2} > \beta \right) = O(\beta^{-\gamma} (\xi^{-3\gamma/2} + G^{-\gamma/2} \xi^{-\gamma} + G^{-\gamma} \xi^{-\gamma/2})).$
- (iv) $\Pr \left(\max_{k: \xi \leq |k-k_j| \leq G} G |\zeta_{k_j}^{(p)} + \zeta_k^{(p)}| > \beta \right) = O(\beta^{-\gamma} G^{\gamma/2}).$
- (v) $\Pr \left(\max_{k: \xi \leq |k-k_j| \leq G} \frac{G |\zeta_{k_j}^{(p)} + \zeta_k^{(p)}|}{k_j - k} > \beta \right) = O(\beta^{-\gamma} (\xi^{-\gamma/2} + G^{-\gamma/2} + G^{\gamma/2} \xi^{-\gamma})).$

Proof. Note that we can write $GC_{G,\pm}^{-1} = \mathbf{C}_\pm^{-1} + \mathbf{D}_{G,\pm}^{-1}$, where

$$\mathbf{D}_{G,+}^{-1} = \begin{bmatrix} \frac{6}{G-1} & -\frac{6}{G-1} \\ -\frac{6}{G-1} & \frac{12}{G^2-1} \end{bmatrix}, \quad \mathbf{D}_{G,-}^{-1} = \begin{bmatrix} -\frac{6}{G+1} & -\frac{6}{G+1} \\ -\frac{6}{G+1} & \frac{12}{G^2-1} \end{bmatrix}.$$

Then we get

$$\begin{aligned}
\zeta_{k_j} - \zeta_k &= \frac{\mathbf{C}_+^{-1} + \mathbf{D}_{G,+}^-}{G} \left(\sum_{i=k_j+1}^{k_j+G} \begin{bmatrix} 1 \\ \frac{i-k_j}{G} \end{bmatrix} \epsilon_i - \sum_{i=k+1}^{k+G} \begin{bmatrix} 1 \\ \frac{i-k}{G} \end{bmatrix} \epsilon_i \right) \\
&\quad - \frac{\mathbf{C}_-^{-1} + \mathbf{D}_{G,-}^-}{G} \left(\sum_{i=k_j-G+1}^{k_j} \begin{bmatrix} 1 \\ \frac{i-k_j}{G} \end{bmatrix} \epsilon_i - \sum_{i=k-G+1}^k \begin{bmatrix} 1 \\ \frac{i-k}{G} \end{bmatrix} \epsilon_i \right) \\
&= \sum_{i=k-G+1}^{k_j-G} \frac{\mathbf{C}_-^{-1} + \mathbf{D}_{G,-}^-}{G} \begin{bmatrix} 1 \\ \frac{i-k}{G} \end{bmatrix} \epsilon_i + \sum_{i=k_j-G+1}^k \frac{\mathbf{C}_-^{-1} + \mathbf{D}_{G,-}^-}{G} \left[\begin{bmatrix} 1 \\ \frac{i-k}{G} \end{bmatrix} - \begin{bmatrix} 1 \\ \frac{i-k_j}{G} \end{bmatrix} \right] \epsilon_i \\
&\quad + \sum_{i=k+1}^{k_j} \left[-\frac{\mathbf{C}_+^{-1} + \mathbf{D}_{G,+}^-}{G} \begin{bmatrix} 1 \\ \frac{i-k}{G} \end{bmatrix} - \frac{\mathbf{C}_-^{-1} + \mathbf{D}_{G,-}^-}{G} \begin{bmatrix} 1 \\ \frac{i-k_j}{G} \end{bmatrix} \right] \epsilon_i \\
&\quad + \sum_{i=k_j+1}^{k+G} \frac{\mathbf{C}_+^{-1} + \mathbf{D}_{G,+}^-}{G} \left[\begin{bmatrix} 1 \\ \frac{i-k_j}{G} \end{bmatrix} - \begin{bmatrix} 1 \\ \frac{i-k}{G} \end{bmatrix} \right] \epsilon_i + \sum_{i=k+G+1}^{k_j+G} \frac{\mathbf{C}_+^{-1} + \mathbf{D}_{G,+}^-}{G} \begin{bmatrix} 1 \\ \frac{i-k_j}{G} \end{bmatrix} \epsilon_i \\
&= \sum_{i=k-G+1}^{k_j-G} \frac{\mathbf{C}_-^{-1} + \mathbf{D}_{G,-}^-}{G} \begin{bmatrix} 1 \\ \frac{i-k}{G} \end{bmatrix} \epsilon_i + \sum_{i=k_j-G+1}^k \frac{\mathbf{C}_-^{-1} + \mathbf{D}_{G,-}^-}{G} \begin{bmatrix} 0 \\ \frac{k_j-k}{G} \end{bmatrix} \epsilon_i \\
&\quad - \sum_{i=k+1}^{k_j} \left[\frac{\mathbf{C}_+^{-1} + \mathbf{D}_{G,+}^-}{G} \begin{bmatrix} 1 \\ \frac{i-k}{G} \end{bmatrix} + \frac{\mathbf{C}_-^{-1} + \mathbf{D}_{G,-}^-}{G} \begin{bmatrix} 1 \\ \frac{i-k_j}{G} \end{bmatrix} \right] \epsilon_i \\
&\quad + \sum_{i=k_j+1}^{k+G} \frac{\mathbf{C}_+^{-1} + \mathbf{D}_{G,+}^-}{G} \begin{bmatrix} 0 \\ \frac{k-k_j}{G} \end{bmatrix} \epsilon_i + \sum_{i=k+G+1}^{k_j+G} \frac{\mathbf{C}_+^{-1} + \mathbf{D}_{G,+}^-}{G} \begin{bmatrix} 1 \\ \frac{i-k_j}{G} \end{bmatrix} \epsilon_i \\
&= \frac{1}{G} \left[\sum_{i=k-G+1}^{k_j-G} \left[\left(4 - \frac{6}{G+1} \right) + \left(6 - \frac{6}{G+1} \right) \frac{i-k}{G} \right] \epsilon_i + \sum_{i=k_j-G+1}^k \left[6 - \frac{6}{G+1} \right] \frac{k_j-k}{G} \epsilon_i \right. \\
&\quad \left. - \sum_{i=k+1}^{k_j} \left[\left(8 + \frac{12}{G^2-1} \right) + 6 \frac{k-k_j}{G} - \frac{6(i-k)}{G(G-1)} - \frac{6(i-k_j)}{G(G+1)} \right] \epsilon_i + \sum_{i=k_j+1}^{k+G} \left[6 + \frac{6}{G-1} \right] \frac{k_j-k}{G} \epsilon_i \right. \\
&\quad \left. + \sum_{i=k+G+1}^{k_j+G} \left[-\left(6 + \frac{6}{G-1} \right) + \left(12 + \frac{12}{G^2-1} \right) \frac{i-k_j}{G} \right] \epsilon_i \right] \\
&= \frac{1}{G} \left[\sum_{i=k-G+1}^{k_j-G} \left[\left(4 - \frac{6}{G+1} \right) + \left(6 - \frac{6}{G+1} \right) \frac{i-k}{G} \right] \epsilon_i + \sum_{i=k_j-G+1}^{k_j} \left[6 - \frac{6}{G+1} \right] \frac{k_j-k}{G} \epsilon_i \right. \\
&\quad \left. - \sum_{i=k+1}^{k_j} \left[\left(8 + \frac{12}{G^2-1} \right) - \frac{12(i-k)}{G^2-1} \right] \epsilon_i + \sum_{i=k_j+1}^{k_j+G} \left[6 + \frac{6}{G-1} \right] \frac{k_j-k}{G} \epsilon_i \right. \\
&\quad \left. + \sum_{i=k+G+1}^{k_j+G} \left[-\left(6 + \frac{6}{G-1} \right) + \left(12 + \frac{12}{G^2-1} \right) \frac{i-k}{G} \right] \epsilon_i \right] \\
&=: T_1 + T_2 + T_3 + T_4 + T_5. \tag{B.24}
\end{aligned}$$

Now we control the terms related to bounding T_1 in (B.24). Firstly, we bound the partial

sums. Note that

$$\begin{aligned}
& \Pr \left(\max_{k_j-G \leq k \leq k_j-\xi} \left| \sum_{i=k-G+1}^{k_j-G} \epsilon_i \right| > \beta \right) = \Pr \left(\max_{\xi \leq k_j-k \leq G} \left| \sum_{i=1}^{k_j-k} \epsilon_{k-G+i} \right| > \beta \right) \\
& \leq \Pr \left(\left| \sum_{i=1}^{\xi} \epsilon_{k-G+i} \right| > \frac{\beta}{2} \right) + \Pr \left(\max_{\xi \leq k_j-k \leq G} \left| \sum_{i=\xi+1}^{k_j-k} \epsilon_{k-G+i} \right| > \frac{\beta}{2} \right) \\
& \lesssim \beta^{-\gamma} \left(\mathbb{E} \left| \sum_{i=1}^{\xi} \epsilon_{k-G+i} \right|^{\gamma} + \mathbb{E} \max_{\xi \leq k_j-k \leq G} \left| \sum_{i=\xi+1}^{k_j-k} \epsilon_{k-G+i} \right|^{\gamma} \right) \\
& \stackrel{(*)}{\lesssim} \beta^{-\gamma} \left(\xi^{\gamma/2} + \sum_{i=\xi+1}^G i^{\gamma/2-1} \right) = O(\beta^{-\gamma} G^{\gamma/2}). \tag{B.25}
\end{aligned}$$

Hereafter, the inequalities marked by (*) follow from the Hájek-Rényi-type inequality in Lemma B.11.

For $\alpha = 1, 2$,

$$\begin{aligned}
& \Pr \left(\max_{k_j-G \leq k \leq k_j-\xi} \frac{\left| \sum_{i=k-G+1}^{k_j-G} \epsilon_i \right|}{|k_j-k|^\alpha} > \beta \right) = \Pr \left(\max_{\xi \leq k_j-k \leq G} \frac{\left| \sum_{i=1}^{k_j-k} \epsilon_{k-G+i} \right|}{|k_j-k|^\alpha} > \beta \right) \\
& \leq \Pr \left(\frac{\left| \sum_{i=1}^{\xi} \epsilon_{k-G+i} \right|}{\xi^\alpha} > \frac{\beta}{2} \right) + \Pr \left(\max_{\xi \leq k_j-k \leq G} \frac{\left| \sum_{i=\xi+1}^{k_j-k} \epsilon_{k-G+i} \right|}{|k_j-k|^\alpha} > \frac{\beta}{2} \right) \\
& \lesssim \beta^{-\gamma} \left(\mathbb{E} \xi^{-\alpha\gamma} \left| \sum_{i=1}^{\xi} \epsilon_{k-G+i} \right|^{\gamma} + \mathbb{E} \max_{\xi \leq k_j-k \leq G} \frac{\left| \sum_{i=\xi+1}^{k_j-k} \epsilon_{k-G+i} \right|^{\gamma}}{|k_j-k|^{\alpha\gamma}} \right) \\
& \stackrel{(*)}{\lesssim} \beta^{-\gamma} \left(\xi^{\gamma/2-\alpha\gamma} + \sum_{i=\xi+1}^G i^{-\alpha\gamma} i^{\gamma/2-1} \right) = O(\beta^{-\gamma} \xi^{(1/2-\alpha)\gamma}) = \begin{cases} O((\beta^2 \xi)^{-\gamma/2}) & (\alpha = 1) \\ O((\beta^2 \xi^3)^{-\gamma/2}) & (\alpha = 2). \end{cases} \tag{B.26}
\end{aligned}$$

Next we bound trend terms.

$$\begin{aligned}
& \Pr \left(\max_{k_j-G \leq k \leq k_j-\xi} \left| \sum_{i=k-G+1}^{k_j-G} \frac{i-k}{G} \epsilon_i \right| > \beta \right) = \Pr \left(\max_{\xi \leq k_j-k \leq G} \left| \sum_{i=1}^{k_j-k} \frac{i-G}{G} \epsilon_{k-G+i} \right| > \beta \right) \\
& \leq \Pr \left(\max_{\xi \leq k_j-k \leq G} \left| \sum_{i=1}^{k_j-k} \frac{i}{G} \epsilon_{k-G+i} \right| > \frac{\beta}{2} \right) + \Pr \left(\max_{\xi \leq k_j-k \leq G} \left| \sum_{i=1}^{k_j-k} \epsilon_{k-G+i} \right| > \frac{\beta}{2} \right) \left(\stackrel{(B.25)}{=} O(\beta^{-\gamma} G^{\gamma/2}) \right) \\
& = O(\beta^{-\gamma} G^{\gamma/2}), \quad \text{since} \tag{B.27} \\
& \Pr \left(\max_{\xi \leq k_j-k \leq G} \left| \sum_{i=1}^{k_j-k} \frac{i}{G} \epsilon_{k-G+i} \right| > \frac{\beta}{2} \right) \leq \Pr \left(\left| \sum_{i=1}^{\xi} \frac{i}{G} \epsilon_{k-G+i} \right| > \frac{\beta}{4} \right) \\
& + \Pr \left(\max_{\xi+1 \leq k_j-k \leq G} \left| \sum_{i=\xi+1}^{k_j-k} \frac{i}{G} \epsilon_{k-G+i} \right| > \frac{\beta}{4} \right)
\end{aligned}$$

$$\begin{aligned}
&\lesssim (\beta G)^{-\gamma} \left(\mathbb{E} \left| \sum_{i=1}^{\xi} i \epsilon_{k-G+i} \right|^{\gamma} + \mathbb{E} \max_{\xi+1 \leq k_j-k \leq G} \left| \sum_{i=\xi+1}^{k_j-k} i \epsilon_{k-G+i} \right|^{\gamma} \right) \\
&\stackrel{(*)}{\lesssim} (\beta G)^{-\gamma} \left(\xi^{3\gamma/2} + \sum_{i=\xi+1}^G i^{3\gamma/2-1} \right) = O((\beta G)^{-\gamma} G^{3\gamma/2}) = O(\beta^{-\gamma} G^{\gamma/2}).
\end{aligned}$$

Next,

$$\begin{aligned}
&\Pr \left(\max_{k_j-G \leq k \leq k_j-\xi} \left| \frac{\sum_{i=k-G+1}^{k_j-k} \frac{i-k}{G} \epsilon_i}{k_j-k} \right| > \beta \right) = \Pr \left(\max_{\xi \leq k_j-k \leq G} \left| \frac{\sum_{i=1}^{k_j-k} \frac{i-G}{G} \epsilon_{k-G+i}}{k_j-k} \right| > \beta \right) \\
&\leq \Pr \left(\max_{\xi \leq k_j-k \leq G} \left| \sum_{i=1}^{k_j-k} \frac{i}{k_j-k} \epsilon_{k-G+i} \right| > \frac{\beta}{2} \right) + \Pr \left(\max_{\xi \leq k_j-k \leq G} \left| \frac{\sum_{i=1}^{k_j-k} \epsilon_{k-G+i}}{k_j-k} \right| > \frac{\beta}{2} \right) \quad \left(\stackrel{(\text{B.26})}{=} O((\beta^2 \xi)^{-\gamma/2}) \right) \\
&= O(\beta^{-\gamma} (\xi^{-\gamma/2} + G^{-\gamma/2})), \quad \text{since} \tag{B.28}
\end{aligned}$$

$$\begin{aligned}
&\Pr \left(\max_{\xi \leq k_j-k \leq G} \left| \sum_{i=1}^{k_j-k} \frac{i}{k_j-k} \epsilon_{k-G+i} \right| > \frac{\beta}{2} \right) \leq \Pr \left(\left| \frac{\sum_{i=1}^{\xi} \frac{i}{G} \epsilon_{k-G+i}}{\xi} \right| > \frac{\beta}{4} \right) \\
&+ \Pr \left(\max_{\xi+1 \leq k_j-k \leq G} \left| \frac{\sum_{i=\xi+1}^{k_j-k} \frac{i}{G} \epsilon_{k-G+i}}{k_j-k} \right| > \frac{\beta}{4} \right) \\
&\lesssim (\beta G)^{-\gamma} \left(\xi^{-\gamma} \mathbb{E} \left| \sum_{i=1}^{\xi} i \epsilon_{k-G+i} \right|^{\gamma} + \mathbb{E} \max_{\xi+1 \leq k_j-k \leq G} \left| \frac{\sum_{i=\xi+1}^{k_j-k} i \epsilon_{k-G+i}}{k_j-k} \right|^{\gamma} \right) \\
&\stackrel{(*)}{\lesssim} (\beta G)^{-\gamma} \left(\xi^{-\gamma} \xi^{3\gamma/2} + \sum_{i=\xi+1}^G i^{-\gamma} i^{3\gamma/2-1} \right) = O((\beta G)^{-\gamma} G^{\gamma/2}) = O(\beta^{-\gamma} G^{-\gamma/2}).
\end{aligned}$$

Finally,

$$\begin{aligned}
&\Pr \left(\max_{k_j-G \leq k \leq k_j-\xi} \left| \frac{\sum_{i=k-G+1}^{k_j-k} \frac{i-k}{G} \epsilon_i}{(k_j-k)^2} \right| > \beta \right) = \Pr \left(\max_{\xi \leq k_j-k \leq G} \left| \frac{\sum_{i=1}^{k_j-k} \frac{i-G}{G} \epsilon_{k-G+i}}{(k_j-k)^2} \right| > \beta \right) \\
&\leq \Pr \left(\max_{\xi \leq k_j-k \leq G} \left| \sum_{i=1}^{k_j-k} \frac{i}{(k_j-k)^2} \epsilon_{k-G+i} \right| > \frac{\beta}{2} \right) + \Pr \left(\max_{\xi \leq k_j-k \leq G} \left| \frac{\sum_{i=1}^{k_j-k} \epsilon_{k-G+i}}{(k_j-k)^2} \right| > \frac{\beta}{2} \right) \quad \left(\stackrel{(\text{B.26})}{=} O((\beta^2 \xi^3)^{-\gamma/2}) \right) \\
&= O(\beta^{-\gamma} \xi^{-\gamma/2} (G^{-\gamma} + \xi^{-\gamma})), \quad \text{from that} \tag{B.29}
\end{aligned}$$

$$\begin{aligned}
&\Pr \left(\max_{\xi \leq k_j-k \leq G} \left| \sum_{i=1}^{k_j-k} \frac{i}{(k_j-k)^2} \epsilon_{k-G+i} \right| > \frac{\beta}{2} \right) \leq \Pr \left(\left| \frac{\sum_{i=1}^{\xi} \frac{i}{G} \epsilon_{k-G+i}}{\xi^2} \right| > \frac{\beta}{4} \right) \\
&+ \Pr \left(\max_{\xi+1 \leq k_j-k \leq G} \left| \frac{\sum_{i=\xi+1}^{k_j-k} \frac{i}{G} \epsilon_{k-G+i}}{(k_j-k)^2} \right| > \frac{\beta}{4} \right) \\
&\lesssim (\beta G)^{-\gamma} \left(\xi^{-2\gamma} \mathbb{E} \left| \sum_{i=1}^{\xi} i \epsilon_{k-G+i} \right|^{\gamma} + \mathbb{E} \max_{\xi+1 \leq k_j-k \leq G} \left| \frac{\sum_{i=\xi+1}^{k_j-k} i \epsilon_{k-G+i}}{(k_j-k)^2} \right|^{\gamma} \right)
\end{aligned}$$

$$\stackrel{(*)}{\lesssim} (\beta G)^{-\gamma} \left(\xi^{-2\gamma} \xi^{3\gamma/2} + \sum_{i=\xi+1}^G i^{-2\gamma} i^{3\gamma/2-1} \right) = O((\beta G)^{-\gamma} \xi^{-\gamma/2}).$$

Therefore, combining (B.25)–(B.29), we have that for some constants c_1, c_2 and sequences $o_{1,G}, o_{2,G}$ which converge to 0 with rate $O(G^{-1})$, we have

$$\Pr \left(\max_{k_j-G \leq k \leq k_j-\xi} \left| \sum_{i=k-G+1}^{k_j-G} \left((c_1 + o_{1,G}) + (c_2 + o_{2,G}) \frac{i-k}{G} \right) \epsilon_i \right| > \beta \right) = O(\beta^{-\gamma} G^{\gamma/2}), \quad (\text{B.30})$$

$$\begin{aligned} & \Pr \left(\max_{k_j-G \leq k \leq k_j-\xi} \frac{1}{|k_j-k|} \left| \sum_{i=k-G+1}^{k_j-G} \left((c_1 + o_{1,G}) + (c_2 + o_{2,G}) \frac{i-k}{G} \right) \epsilon_i \right| > \beta \right) \\ &= O(\beta^{-\gamma} (\xi^{-\gamma/2} + G^{-\gamma/2})), \end{aligned} \quad (\text{B.31})$$

$$\begin{aligned} & \Pr \left(\max_{k_j-G \leq k \leq k_j-\xi} \frac{1}{|k_j-k|^2} \left| \sum_{i=k-G+1}^{k_j-G} \left((c_1 + o_{1,G}) + (c_2 + o_{2,G}) \frac{i-k}{G} \right) \epsilon_i \right| > \beta \right) \\ &= O(\beta^{-\gamma} \xi^{-\gamma/2} (\xi^{-\gamma} + G^{-\gamma})). \end{aligned} \quad (\text{B.32})$$

As a next step, we bound the terms related to the summation from $i = k_j - G + 1$ to k_j , namely T_2 in (B.24). From Markov's inequality and Lemma B.10, we have

$$\begin{aligned} & \Pr \left(\max_{\xi \leq k_j-k \leq G} \left| \sum_{i=k_j-G+1}^{k_j} \frac{k_j-k}{G} \epsilon_i \right| > \beta \right) = \Pr \left(\left| \sum_{i=1}^G \epsilon_{k_j-G+i} \right| > \beta \right) \lesssim \beta^{-\gamma} G^{\gamma/2}, \\ & \Pr \left(\max_{\xi \leq k_j-k \leq G} \frac{1}{k_j-k} \left| \sum_{i=k_j-G+1}^{k_j} \frac{k_j-k}{G} \epsilon_i \right| > \beta \right) = \Pr \left(\left| \sum_{i=1}^G \epsilon_{k_j-G+i} \right| > \beta G \right) \lesssim \beta^{-\gamma} G^{-\gamma/2}, \\ & \Pr \left(\max_{\xi \leq k_j-k \leq G} \frac{1}{(k_j-k)^2} \left| \sum_{i=k_j-G+1}^{k_j} \frac{k_j-k}{G} \epsilon_i \right| > \beta \right) = \Pr \left(\frac{1}{\xi} \left| \sum_{i=1}^G \epsilon_{k_j-G+i} \right| > \beta G \right) \lesssim \beta^{-\gamma} G^{-\gamma/2} \xi^{-\gamma}, \end{aligned}$$

which yield

$$\Pr \left(\max_{k_j-G \leq k \leq k_j-\xi} \left| \sum_{i=k_j-G+1}^{k_j} (c_1 + o_{1,G}) \frac{k_j-k}{G} \epsilon_i \right| > \beta \right) = O(\beta^{-\gamma} G^{\gamma/2}), \quad (\text{B.33})$$

$$\Pr \left(\max_{k_j-G \leq k \leq k_j-\xi} \frac{1}{|k_j-k|} \left| \sum_{i=k_j-G+1}^{k_j} (c_1 + o_{1,G}) \frac{k_j-k}{G} \epsilon_i \right| > \beta \right) = O(\beta^{-\gamma} G^{-\gamma/2}), \quad (\text{B.34})$$

$$\Pr \left(\max_{k_j-G \leq k \leq k_j-\xi} \frac{1}{|k_j-k|^2} \left| \sum_{i=k_j-G+1}^{k_j} (c_1 + o_{1,G}) \frac{k_j-k}{G} \epsilon_i \right| > \beta \right) = O(\beta^{-\gamma} \xi^{-\gamma} G^{-\gamma/2}). \quad (\text{B.35})$$

We can also handle other terms related to T_3, T_4 and T_5 in (B.24) similarly, obtaining

$$\Pr \left(\max_{k_j - G \leq k \leq k_j - \xi} \left| \sum_{i=k+1}^{k_j} \left((c_1 + o_{1,G}) + (c_2 + o_{2,G}) \frac{i-k}{G} \right) \epsilon_i \right| > \beta \right) = O(\beta^{-\gamma} G^{\gamma/2}), \quad (\text{B.36})$$

$$\Pr \left(\max_{k_j - G \leq k \leq k_j - \xi} \frac{1}{|k_j - k|} \left| \sum_{i=k+1}^{k_j} \left((c_1 + o_{1,G}) + (c_2 + o_{2,G}) \frac{i-k}{G} \right) \epsilon_i \right| > \beta \right) = O(\beta^{-\gamma} (\xi^{-\gamma/2} + G^{-\gamma/2})), \quad (\text{B.37})$$

$$\Pr \left(\max_{k_j - G \leq k \leq k_j - \xi} \frac{1}{|k_j - k|^2} \left| \sum_{i=k+1}^{k_j} \left((c_1 + o_{1,G}) + (c_2 + o_{2,G}) \frac{i-k}{G} \right) \epsilon_i \right| > \beta \right) = O(\beta^{-\gamma} \xi^{-\gamma/2} (\xi^{-\gamma} + G^{-\gamma})), \quad (\text{B.38})$$

$$\Pr \left(\max_{k_j - G \leq k \leq k_j - \xi} \left| \sum_{i=k_j+1}^{k_j+G} (c_1 + o_{1,G}) \frac{k_j - k}{G} \epsilon_i \right| > \beta \right) = O(\beta^{-\gamma} G^{\gamma/2}), \quad (\text{B.39})$$

$$\Pr \left(\max_{k_j - G \leq k \leq k_j - \xi} \frac{1}{|k_j - k|} \left| \sum_{i=k_j+1}^{k_j+G} (c_1 + o_{1,G}) \frac{k_j - k}{G} \epsilon_i \right| > \beta \right) = O(\beta^{-\gamma} G^{-\gamma/2}), \quad (\text{B.40})$$

$$\Pr \left(\max_{k_j - G \leq k \leq k_j - \xi} \frac{1}{|k_j - k|^2} \left| \sum_{i=k_j+1}^{k_j+G} (c_1 + o_{1,G}) \frac{k_j - k}{G} \epsilon_i \right| > \beta \right) = O(\beta^{-\gamma} \xi^{-\gamma} G^{-\gamma/2}), \quad (\text{B.41})$$

$$\Pr \left(\max_{k_j - G \leq k \leq k_j - \xi} \left| \sum_{i=k+G+1}^{k_j+G} \left((c_1 + o_{1,G}) + (c_2 + o_{2,G}) \frac{i-k}{G} \right) \epsilon_i \right| > \beta \right) = O(\beta^{-\gamma} G^{\gamma/2}), \quad (\text{B.42})$$

$$\Pr \left(\max_{k_j - G \leq k \leq k_j - \xi} \frac{1}{|k_j - k|} \left| \sum_{i=k+G+1}^{k_j+G} \left((c_1 + o_{1,G}) + (c_2 + o_{2,G}) \frac{i-k}{G} \right) \epsilon_i \right| > \beta \right) = O(\beta^{-\gamma} (\xi^{-\gamma/2} + G^{-\gamma/2})), \quad (\text{B.43})$$

$$\Pr \left(\max_{k_j - G \leq k \leq k_j - \xi} \frac{1}{|k_j - k|^2} \left| \sum_{i=k+G+1}^{k_j+G} \left((c_1 + o_{1,G}) + (c_2 + o_{2,G}) \frac{i-k}{G} \right) \epsilon_i \right| > \beta \right) = O(\beta^{-\gamma} \xi^{-\gamma/2} (\xi^{-\gamma} + G^{-\gamma})). \quad (\text{B.44})$$

Let us write $o_G = O(G^{-1})$ for simplicity. Then, we have

$$\begin{aligned} & \Pr \left(\max_{k_j - G \leq k \leq k_j - \xi} G \frac{|\zeta_{k_j}^{(0)} - \zeta_k^{(0)}|}{k_j - k} > \beta \right) \\ & \leq \Pr \left(\max_{k_j - G \leq k \leq k_j - \xi} \frac{1}{k_j - k} \left| \sum_{i=k-G+1}^{k_j-G} \left((4 + o_G) + (6 + o_G) \frac{i-k}{G} \right) \epsilon_i \right| > \frac{\beta}{5} \right) \quad \left(\stackrel{(\text{B.31})}{=} O(\beta^{-\gamma} (\xi^{-\gamma/2} + G^{-\gamma/2})) \right) \\ & + \Pr \left(\max_{k_j - G \leq k \leq k_j - \xi} \frac{1}{k_j - k} \left| \sum_{i=k_j-G+1}^{k_j} (6 + o_G) \frac{k_j - k}{G} \epsilon_i \right| > \frac{\beta}{5} \right) \quad \left(\stackrel{(\text{B.34})}{=} O(\beta^{-\gamma} G^{-\gamma/2}) \right) \\ & + \Pr \left(\max_{k_j - G \leq k \leq k_j - \xi} \frac{1}{k_j - k} \left| \sum_{i=k+1}^{k_j} \left((8 + o_G) + o_G \frac{i-k}{G} \right) \epsilon_i \right| > \frac{\beta}{5} \right) \quad \left(\stackrel{(\text{B.37})}{=} O(\beta^{-\gamma} (\xi^{-\gamma/2} + G^{-\gamma/2})) \right) \end{aligned}$$

$$\begin{aligned}
& + \Pr \left(\max_{k_j - G \leq k \leq k_j - \xi} \frac{1}{k_j - k} \left| \sum_{i=k_j+1}^{k_j+G} (6 + o_G) \frac{k_j - k}{G} \epsilon_i \right| > \frac{\beta}{5} \right) \quad \left(\stackrel{(B.40)}{=} O(\beta^{-\gamma} G^{-\gamma/2}) \right) \\
& + \Pr \left(\max_{k_j - G \leq k \leq k_j - \xi} \frac{1}{k_j - k} \left| \sum_{i=k+G+1}^{k_j+G} \left((4 + o_G) + (6 + o_G) \frac{i - k}{G} \right) \epsilon_i \right| > \frac{\beta}{5} \right) \quad \left(\stackrel{(B.43)}{=} O(\beta^{-\gamma} (\xi^{-\gamma/2} + G^{-\gamma/2})) \right) \\
& = O(\beta^{-\gamma} (\xi^{-\gamma/2} + G^{-\gamma/2}))
\end{aligned}$$

which gives (ii) for $p = 0$, and the case of $p = 1$ is handled analogously. Similarly, combining (B.30), (B.33), (B.36), (B.39) and (B.42) give (i), (B.32), (B.35), (B.38), (B.41) and (B.44) give (iii). Also we have

$$\begin{aligned}
\Pr \left(G |\zeta_{k_j}^{(0)}| > \beta \right) & \leq \Pr \left(\left| \sum_{i=k_j+1}^{k_j+G} (4 + o) \epsilon_i \right| > \frac{\beta}{4} \right) + \Pr \left(\left| \sum_{i=k_j+1}^{k_j+G} (6 + o) \frac{i - k_j}{G} \epsilon_i \right| > \frac{\beta}{4} \right) \\
& + \Pr \left(\left| \sum_{i=k_j-G+1}^{k_j} (4 + o) \epsilon_i \right| > \frac{\beta}{4} \right) + \Pr \left(\left| \sum_{i=k_j-G+1}^{k_j} (6 + o) \frac{i - k_j}{G} \epsilon_i \right| > \frac{\beta}{4} \right) \\
& = O(\beta^{-\gamma} G^{\gamma/2}), \quad \text{and} \\
\Pr \left(\max_{k_j - G \leq k \leq k_j - \xi} G \frac{|\zeta_{k_j}^{(0)}|}{k_j - k} > \beta \right) & = \Pr \left(G \frac{|\zeta_{k_j}^{(0)}|}{\xi} > \beta \right) = O(\beta^{-\gamma} G^{\gamma/2} \xi^{-\gamma}),
\end{aligned}$$

and therefore $|\zeta_{k_j}^{(p)} + \zeta_k^{(p)}| \leq |\zeta_{k_j}^{(p)} - \zeta_k^{(p)}| + 2|\zeta_{k_j}^{(p)}|$ combined with (i)–(ii) gives (iv)–(v). \square

Proof of Theorem 2.3 (ii). Following the proof of Theorem 3.2 in Eichinger and Kirch (2018), we show that for given $j \in \{1, \dots, J_n\}$,

$$\Pr \left(\widehat{k}_j - k_j > \xi, \mathcal{M}_n \right) = O \left(d_j^{-\gamma} \xi^{-3\gamma/2} \right), \quad (\text{B.45})$$

$$\Pr \left(\widehat{k}_j - k_j < -\xi, \mathcal{M}_n \right) = O \left(d_j^{-\gamma} \xi^{-3\gamma/2} \right), \quad \text{where} \quad (\text{B.46})$$

$$\mathcal{M}_n = \left\{ \widehat{J}_n = J_n, \max_{1 \leq j \leq \widehat{J}_n} |\widehat{k}_j - k_j| < G, \widehat{\tau}^2 > 0 \right\}.$$

Then, by Theorem 2.3 (i) and the Condition imposed on $\widehat{\tau}^2$, we have $\Pr(\mathcal{M}_n) \rightarrow 1$ and therefore the assertion of Theorem 2.3 (ii) follows from (B.45)–(B.46). We focus on showing (B.46), and (B.45) is shown using the analogous arguments.

Letting $\tilde{w}_j = \min(w_j, k_j + G - 1)$ and $\tilde{v}_j = \max(v_j, k_j - G + 1)$, we have

$$\widehat{k}_j = \arg \max_{\tilde{v}_j \leq k \leq \tilde{w}_j} W_{k,n}^2(G) \quad \text{on} \quad \mathcal{M}_n,$$

as we assumed that $\widehat{\tau}_k = \widehat{\tau}$ does not depend on k . Then we have that for $1 \leq \xi \leq G$,

$$\widehat{k}_j < k_j - \xi \quad \text{if and only if} \quad \max_{\tilde{v}_j \leq k < k_j - \xi} W_{k,n}^2(G) \geq \max_{k_j - \xi \leq k \leq \tilde{w}_j} W_{k,n}^2(G), \quad \text{or equivalently,}$$

$$\max_{\tilde{v}_j \leq k < k_j - \xi} \left(W_{k,n}^2(G) - W_{k_j,n}^2(G) \right) \geq \max_{k_j - \xi \leq k \leq \tilde{w}_j} \left(W_{k,n}^2(G) - W_{k_j,n}^2(G) \right).$$

As $\max_{k_j - \xi \leq k \leq \tilde{w}_j} (W_{k,n}^2(G) - W_{k_j,n}^2(G)) \geq 0$, we have

$$\Pr \left(\hat{k}_j < k_j - \xi, \mathcal{M}_n \right) \leq \Pr \left(\max_{\tilde{v}_j \leq k < k_j - \xi} \left(W_{k,n}^2(G) - W_{k_j,n}^2(G) \right) \geq 0, \mathcal{M}_n \right).$$

Write $\hat{\boldsymbol{\delta}}(k) = \hat{\boldsymbol{\beta}}^+(k) - \hat{\boldsymbol{\beta}}^-(k)$. Then

$$\begin{aligned} W_{k,n}^2(G) - W_{k_j,n}^2(G) &= \frac{G}{8\hat{\tau}^2} \left(\hat{\boldsymbol{\delta}}(k)^\top \begin{bmatrix} 1 & 0 \\ 0 & \frac{1}{3} \end{bmatrix} \hat{\boldsymbol{\delta}}(k) - \hat{\boldsymbol{\delta}}(k_j)^\top \begin{bmatrix} 1 & 0 \\ 0 & \frac{1}{3} \end{bmatrix} \hat{\boldsymbol{\delta}}(k_j) \right) \\ &= \frac{G}{8\hat{\tau}^2} \left(\hat{\boldsymbol{\delta}}(k) - \hat{\boldsymbol{\delta}}(k_j) \right)^\top \begin{bmatrix} 1 & 0 \\ 0 & \frac{1}{3} \end{bmatrix} \left(\hat{\boldsymbol{\delta}}(k) + \hat{\boldsymbol{\delta}}(k_j) \right). \end{aligned}$$

By Lemma B.8,

$$\begin{aligned} \hat{\boldsymbol{\delta}}(k) - \hat{\boldsymbol{\delta}}(k_j) &= (\mathbf{A}(\kappa) + \mathbf{O}_G(\kappa) - \mathbf{I}) \boldsymbol{\Delta}_j + \boldsymbol{\zeta}_k - \boldsymbol{\zeta}_{k_j}, \\ \hat{\boldsymbol{\delta}}(k) + \hat{\boldsymbol{\delta}}(k_j) &= (\mathbf{A}(\kappa) + \mathbf{O}_G(\kappa) + \mathbf{I}) \boldsymbol{\Delta}_j + \boldsymbol{\zeta}_k + \boldsymbol{\zeta}_{k_j} \end{aligned}$$

and further $\boldsymbol{\Delta}_j = (0, \Delta_j^{(1)})^\top$ with $|\Delta_j^{(1)}| = Gd_j$. Then, we have

$$\begin{aligned} W_{k,n}^2(G) - W_{k_j,n}^2(G) &= -\frac{G}{8\hat{\tau}^2} \left(D_1^\top D_2 + D_1^\top E_2 + E_1^\top D_2 + E_1^\top E_2 \right), \quad \text{where} \\ D_1 &= \begin{bmatrix} 1 & 0 \\ 0 & \frac{1}{\sqrt{3}} \end{bmatrix} (\mathbf{I} - \mathbf{A}(\kappa) - \mathbf{O}_G(\kappa)) \boldsymbol{\Delta}_j = \begin{bmatrix} \kappa(1-\kappa)^2 \\ \kappa^2(3-2\kappa)/\sqrt{3} \end{bmatrix} \Delta_j^{(1)} - \begin{bmatrix} 1 & 0 \\ 0 & \frac{1}{\sqrt{3}} \end{bmatrix} \mathbf{O}_G(\kappa) \boldsymbol{\Delta}_j, \\ D_2 &= \begin{bmatrix} 1 & 0 \\ 0 & \frac{1}{\sqrt{3}} \end{bmatrix} (\mathbf{I} + \mathbf{A}(\kappa) + \mathbf{O}_G(\kappa)) \boldsymbol{\Delta}_j = \begin{bmatrix} -\kappa(1-\kappa)^2 \\ (2\kappa^3 - 3\kappa^2 + 2)/\sqrt{3} \end{bmatrix} \Delta_j^{(1)} + \begin{bmatrix} 1 & 0 \\ 0 & \frac{1}{\sqrt{3}} \end{bmatrix} \mathbf{O}_G(\kappa) \boldsymbol{\Delta}_j, \\ E_1 &= -\boldsymbol{\zeta}_k + \boldsymbol{\zeta}_{k_j}, \quad E_2 = \boldsymbol{\zeta}_k + \boldsymbol{\zeta}_{k_j}. \end{aligned} \tag{B.47}$$

Then

$$\begin{aligned} D_1^\top D_2 &= \boldsymbol{\Delta}_j^\top (\mathbf{I} - \mathbf{A}(\kappa))^\top \begin{bmatrix} 1 & 0 \\ 0 & \frac{1}{3} \end{bmatrix} (\mathbf{I} + \mathbf{A}(\kappa)) \boldsymbol{\Delta}_j \\ &\quad - \boldsymbol{\Delta}_j^\top \mathbf{O}_G(\kappa)^\top \begin{bmatrix} 1 & 0 \\ 0 & \frac{1}{3} \end{bmatrix} \mathbf{O}_G(\kappa) \boldsymbol{\Delta}_j - 2\boldsymbol{\Delta}_j^\top \mathbf{A}(\kappa)^\top \begin{bmatrix} 1 & 0 \\ 0 & \frac{1}{3} \end{bmatrix} \mathbf{O}_G(\kappa) \boldsymbol{\Delta}_j \\ &= \boldsymbol{\Delta}_j^\top \begin{bmatrix} 1 - (1-\kappa)(1-3\kappa) & \mp(\kappa^2 - \kappa)(1-\kappa) \\ \mp 6\kappa(1-\kappa) & 1 - (1-\kappa)(-2\kappa^2 + \kappa + 1) \end{bmatrix}^\top \\ &\quad \times \begin{bmatrix} 1 & 0 \\ 0 & \frac{1}{3} \end{bmatrix} \begin{bmatrix} 1 + (1-\kappa)(1-3\kappa) & \pm(\kappa^2 - \kappa)(1-\kappa) \\ \pm 6\kappa(1-\kappa) & 1 + (1-\kappa)(-2\kappa^2 + \kappa + 1) \end{bmatrix} \boldsymbol{\Delta}_j \\ &\quad - \left(\frac{\kappa(1-\kappa)}{G \mp 1} \right)^2 \left[(2-\kappa)^2 + \frac{1}{3} \left(\frac{2\kappa-1 \mp 3G}{G \pm 1} \right)^2 \right] |\Delta_j^{(1)}|^2 \end{aligned}$$

$$\begin{aligned}
& + \frac{2\kappa(1-\kappa)^2}{G \mp 1} \begin{bmatrix} \mp(\kappa^2 - \kappa) \\ -2\kappa^2 + \kappa + 1 \end{bmatrix}^\top \begin{bmatrix} 1 & 0 \\ 0 & \frac{1}{3} \end{bmatrix} \begin{bmatrix} 2 - \kappa \\ \frac{2\kappa - 1 \mp 3G}{G \pm 1} \end{bmatrix} |\Delta_j^{(1)}|^2 \\
& = \frac{\kappa^2}{3} (-7\kappa^4 + 24\kappa^3 - 27\kappa^2 + 8\kappa + 3 + O(G^{-2})) |\Delta_j^{(1)}|^2 \\
& \pm \frac{2\kappa(1-\kappa)^2}{G \mp 1} \left[\kappa(1-\kappa)(2-\kappa) - (-2\kappa^2 + \kappa + 1) \left(1 \pm \frac{2}{3} \frac{\kappa + 1}{G \pm 1} \right) \right] |\Delta_j^{(1)}|^2. \quad (\text{B.48})
\end{aligned}$$

From that

$$\begin{aligned}
-7\kappa^4 + 24\kappa^3 - 27\kappa^2 + 8\kappa + 3 & = \kappa(1-\kappa)(7\kappa^2 - 17\kappa + 10) + 3 - 2\kappa \geq 3 - 2\kappa \geq 1, \quad \text{and} \\
2(1-\kappa)^2 \left| \kappa(1-\kappa)(2-\kappa) - (-2\kappa^2 + \kappa + 1) \right| & = 2(1-\kappa)^3(1+\kappa^2) \leq 2
\end{aligned}$$

for $\kappa \in [0, 1]$, we get

$$|D_1^\top D_2| \geq \left[\left(\frac{1}{3} + O(G^{-1}) \right) \kappa^2 - \left(\frac{2}{G} + O(G^{-2}) \right) \kappa \right] |\Delta_j^{(1)}|^2.$$

For any $c_0 \geq 7$, if $\xi \geq c_0$ such that $G\kappa \geq 7$, we have for large enough G ,

$$\left(\frac{1}{3} + O(G^{-1}) \right) \kappa^2 - \left(\frac{2}{G} + O(G^{-2}) \right) \kappa \geq \frac{\kappa^2}{22} \iff G\kappa \geq \frac{2 + O(G^{-1})}{\frac{1}{3} - \frac{1}{22} + O(G^{-1})} \approx 6.947 + O(G^{-1}),$$

and therefore

$$|D_1^\top D_2| \geq \frac{\kappa^2}{22} |\Delta_j^{(1)}|^2 > 0. \quad (\text{B.49})$$

Then,

$$\begin{aligned}
& \Pr \left(\max_{k: \xi \leq k_j - k \leq G} \left(W_{k,n}^2(G) - W_{k_j,n}^2(G) \right) \geq 0, \mathcal{M}_n \right) \\
& = \Pr \left(\max_{k: \xi \leq k_j - k \leq G} \left(-D_1^\top D_2 \left(1 + \frac{D_2^\top E_1}{D_1^\top D_2} + \frac{D_1^\top E_2}{D_1^\top D_2} + \frac{E_1^\top E_2}{D_1^\top D_2} \right) \right) \geq 0, \mathcal{M}_n \right) \\
& \leq \Pr \left(\max_{k: \xi \leq k_j - k \leq G} \left| \frac{D_2^\top E_1}{D_1^\top D_2} + \frac{D_1^\top E_2}{D_1^\top D_2} + \frac{E_1^\top E_2}{D_1^\top D_2} \right| \geq 1, M_n \right) \\
& \leq \Pr \left(\max_{k: \xi \leq k_j - k \leq G} \left| \frac{D_2^\top E_1}{D_1^\top D_2} \right| \geq \frac{1}{3} \right) + \Pr \left(\max_{k: \xi \leq k_j - k \leq G} \left| \frac{D_1^\top E_2}{D_1^\top D_2} \right| \geq \frac{1}{3} \right) \\
& \quad + \Pr \left(\max_{k: \xi \leq k_j - k \leq G} \left| \frac{E_1^\top E_2}{D_1^\top D_2} \right| \geq \frac{1}{3} \right) \\
& =: P_1 + P_2 + P_3.
\end{aligned}$$

From (B.47) and (B.49), we have for large G

$$\frac{1}{22} \left| \frac{D_2^\top E_1}{D_1^\top D_2} \right| \leq \frac{\kappa(1-\kappa)^2 |\zeta_{k_j}^{(0)} - \zeta_k^{(0)}| + \frac{2\kappa^3 - 3\kappa^2 + 2}{\sqrt{3}} |\zeta_{k_j}^{(1)} - \zeta_k^{(1)}|}{\kappa^2 |\Delta_j^{(1)}|}$$

$$\begin{aligned}
& + \frac{\kappa(1-\kappa)(2-\kappa)|\zeta_{k_j}^{(0)} - \zeta_k^{(0)}| + \frac{2\kappa-1-3G}{G+1}|\zeta_{k_j}^{(1)} - \zeta_k^{(1)}|}{G-1} \\
& \leq \frac{(G+O(1))|\zeta_{k_j}^{(0)} - \zeta_k^{(0)}|}{|\Delta_j^{(1)}||k-k_j|} + \frac{(2G^2+O(G))|\zeta_{k_j}^{(1)} - \zeta_k^{(1)}|}{\sqrt{3}|\Delta_j^{(1)}||k-k_j|^2} \\
& \leq \frac{2G|\zeta_{k_j}^{(0)} - \zeta_k^{(0)}|}{|\Delta_j^{(1)}||k-k_j|} + \frac{3G^2|\zeta_{k_j}^{(1)} - \zeta_k^{(1)}|}{\sqrt{3}|\Delta_j^{(1)}||k-k_j|^2}.
\end{aligned}$$

Then by Lemma B.12 (ii) and (iii),

$$\begin{aligned}
P_1 & \leq \Pr \left(\max_{k: \xi \leq k_j - k \leq G} \frac{G|\zeta_{k_j}^{(0)} - \zeta_k^{(0)}|}{|k-k_j|} \geq \frac{|\Delta_j^{(1)}|}{264} \right) + \Pr \left(\max_{k: \xi \leq k_j - k \leq G} \frac{G|\zeta_{k_j}^{(1)} - \zeta_k^{(1)}|}{|k-k_j|^2} \geq \frac{|\Delta_j^{(1)}|}{132\sqrt{3}G} \right) \\
& = O \left(|\Delta_j^{(1)}|^{-\gamma} \left(\xi^{-\gamma/2} + G^{-\gamma/2} \right) + |\Delta_j^{(1)}|^{-\gamma} G^\gamma \left(\xi^{-3\gamma/2} + G^{-\gamma/2} \xi^{-\gamma} + G^{-\gamma} \xi^{-\gamma/2} \right) \right) \\
& = O \left(|\Delta_j^{(1)}|^{-\gamma} \left(G^\gamma \xi^{-3\gamma/2} \right) \right).
\end{aligned}$$

Next, we have from (B.47) and (B.49),

$$\begin{aligned}
\frac{1}{22} \left| \frac{D_1^\top E_2}{D_1^\top D_2} \right| & \leq \frac{\kappa(1-\kappa)^2|\zeta_{k_j}^{(0)} + \zeta_k^{(0)}| + \frac{\kappa^2(3-2\kappa)}{\sqrt{3}}|\zeta_{k_j}^{(1)} + \zeta_k^{(1)}|}{\kappa^2|\Delta_j^{(1)}|} + \frac{(1-\kappa)2|\zeta_{k_j}^{(0)} - \zeta_k^{(0)}| + 3|\zeta_{k_j}^{(1)} - \zeta_k^{(1)}|}{G-1} \frac{1}{\kappa|\Delta_j^{(1)}|} \\
& \leq \frac{2G|\zeta_{k_j}^{(0)} + \zeta_k^{(0)}|}{|\Delta_j^{(1)}||k-k_j|} + \frac{2}{|\Delta_j^{(1)}|} |\zeta_{k_j}^{(1)} + \zeta_k^{(1)}|,
\end{aligned}$$

such that by Lemma B.12 (iv) and (v),

$$\begin{aligned}
P_2 & \leq \Pr \left(\max_{k: \xi \leq k_j - k \leq G} \frac{G|\zeta_{k_j}^{(0)} + \zeta_k^{(0)}|}{|k-k_j|} \geq \frac{|\Delta_j^{(1)}|}{264} \right) + \Pr \left(\max_{k: \xi \leq k_j - k \leq G} G|\zeta_{k_j}^{(1)} + \zeta_k^{(1)}| \geq \frac{|\Delta_j^{(1)}|G}{264} \right) \\
& = O \left(|\Delta_j^{(1)}|^{-\gamma} \left(\xi^{-\gamma/2} + G^{-\gamma/2} + G^{\gamma/2} \xi^{-\gamma} \right) + |\Delta_j^{(1)}|^{-\gamma} G^{-\gamma/2} \right) = O \left(|\Delta_j^{(1)}|^{-\gamma} G^{\gamma/2} \xi^{-\gamma} \right).
\end{aligned}$$

Similarly, we have from (B.47) and (B.49),

$$\begin{aligned}
\frac{1}{22} \left| \frac{E_1^\top E_2}{D_1^\top D_2} \right| & \leq \frac{|\zeta_{k_j}^{(0)} - \zeta_k^{(0)}| |\zeta_{k_j}^{(0)} + \zeta_k^{(0)}| + |\zeta_{k_j}^{(1)} - \zeta_k^{(1)}| |\zeta_{k_j}^{(1)} + \zeta_k^{(1)}|}{\kappa^2|\Delta_j^{(1)}|^2} \\
& = \frac{G|\zeta_{k_j}^{(0)} + \zeta_k^{(0)}|}{|\Delta_j^{(1)}||k-k_j|} \cdot \frac{G|\zeta_{k_j}^{(0)} - \zeta_k^{(0)}|}{|\Delta_j^{(1)}||k-k_j|} + \frac{G|\zeta_{k_j}^{(1)} + \zeta_k^{(1)}|}{|\Delta_j^{(1)}||k-k_j|} \cdot \frac{G|\zeta_{k_j}^{(1)} - \zeta_k^{(1)}|}{|\Delta_j^{(1)}||k-k_j|},
\end{aligned}$$

we have from Lemma B.12 (ii) and (v),

$$P_3 \leq \Pr \left(\max_{k: \xi \leq k_j - k \leq G} \frac{G|\zeta_{k_j}^{(0)} - \zeta_k^{(0)}|}{|k-k_j|} \geq \frac{|\Delta_j^{(1)}|}{2\sqrt{33}} \right) + \Pr \left(\max_{k: \xi \leq k_j - k \leq G} \frac{G|\zeta_{k_j}^{(0)} + \zeta_k^{(0)}|}{|k-k_j|} \geq \frac{|\Delta_j^{(1)}|}{2\sqrt{33}} \right)$$

$$\begin{aligned}
& + \Pr \left(\max_{k: \xi \leq k_j - k \leq G} \frac{G |\zeta_{k_j}^{(1)} - \zeta_k^{(1)}|}{|k - k_j|} \geq \frac{|\Delta_j^{(1)}|}{2\sqrt{33}} \right) + \Pr \left(\max_{k: \xi \leq k_j - k \leq G} \frac{G |\zeta_{k_j}^{(1)} + \zeta_k^{(1)}|}{|k - k_j|} \geq \frac{|\Delta_j^{(1)}|}{2\sqrt{33}} \right) \\
& = O \left(|\Delta_j^{(1)}|^{-\gamma} (\xi^{-\gamma/2} + G^{-\gamma/2}) + |\Delta_j^{(1)}|^{-\gamma} (\xi^{-\gamma/2} + G^{-\gamma/2} + G^{\gamma/2} \xi^{-\gamma}) \right) \\
& = O \left(|\Delta_j^{(1)}|^{-\gamma} G^{\gamma/2} \xi^{-\gamma} \right).
\end{aligned}$$

Finally, collecting the bounds on P_1 – P_3 , we have

$$\begin{aligned}
& \Pr \left(\max_{k: \xi \leq k_j - k \leq G} \left(W_{k,n}^2(G) - W_{k_j,n}^2(G) \right) \geq 0, \mathcal{M}_n \right) \\
& = O \left(|\Delta_j^{(1)}|^{-\gamma} \left(G^\gamma \xi^{-3\gamma/2} + G^{\gamma/2} \xi^{-\gamma} + G^{-\gamma/2} \xi^{-\gamma/2} \right) \right) = O \left(d_j^{-\gamma} \xi^{-3\gamma/2} \right),
\end{aligned}$$

which proves (B.46). \square

B.4 Proof of Theorem 2.4

Proof of Theorem 2.4 (i). For k satisfying $\min_{1 \leq j \leq J_n} |k - k_j| \geq G$, we have

$$\begin{aligned}
G \widehat{\sigma}_{k,+}^2 & = \sum_{i=k+1}^{k+G} \left(X_i - \mathbf{x}_{i,k}^\top \widehat{\boldsymbol{\beta}}^+(k) \right)^2 = \sum_{i=k+1}^{k+G} \left(\epsilon_i - \mathbf{x}_{i,k}^\top \mathbf{C}_{G,+}^{-1} \sum_{l=k+1}^{k+G} \mathbf{x}_{l,k} \epsilon_l \right)^2 \\
& = \sum_{i=k+1}^{k+G} \epsilon_i^2 - \left(\sum_{i=k+1}^{k+G} \mathbf{x}_{i,k} \epsilon_i \right)^\top \mathbf{C}_{G,+}^{-1} \left(\sum_{i=k+1}^{k+G} \mathbf{x}_{i,k} \epsilon_i \right)
\end{aligned}$$

such that

$$\begin{aligned}
\max_{k: \min_j |k - k_j| \geq G} G \left| \widehat{\sigma}_{k,+}^2 - \sigma^2 \right| & \leq \max_k \left| \sum_{i=k+1}^{k+G} (\epsilon_i^2 - \sigma^2) \right| + \max_k \left| \left(\sum_{i=k+1}^{k+G} \mathbf{x}_{i,k} \epsilon_i \right)^\top \mathbf{C}_{G,+}^{-1} \left(\sum_{i=k+1}^{k+G} \mathbf{x}_{i,k} \epsilon_i \right) \right| \\
& \leq \max_k \left| \sum_{i=k+1}^{k+G} (\epsilon_i^2 - \sigma^2) \right| + \max_k \left\| \sum_{i=k+1}^{k+G} \mathbf{x}_{i,k} \epsilon_i \right\|^2 \left\| \mathbf{C}_{G,+}^{-1} \right\|_2 \\
& = \max_k \left| \sum_{i=k+1}^{k+G} (\epsilon_i^2 - \sigma^2) \right| + O_P(\log(n/G))
\end{aligned}$$

where the last equality follows from Lemmas B.1 and B.3. Defining $v_i = \epsilon_i^2 - \sigma^2$, we get $\mathbf{E}(v_i) = 0$ and $\mathbf{E}(v_i^2) < \infty$. Then we have, for any $\delta > 0$,

$$\begin{aligned}
\Pr \left(\max_{G \leq k \leq n-G} \left| \sum_{i=k+1}^{k+G} v_i \right| > \delta \right) & \leq \Pr \left(\max_{G \leq k \leq n-G} \left| \sum_{i=1}^{k+G} v_i \right| > \frac{\delta}{2} \right) + \Pr \left(\max_{G \leq k \leq n-G} \left| \sum_{i=1}^k v_i \right| > \frac{\delta}{2} \right) \\
& \leq \frac{Cn}{(\delta/2)^2},
\end{aligned}$$

where the last inequality follows from Lemma B.11. Thus, $\max_{G \leq k \leq n-G} |\sum_{i=k+1}^{k+G} (\epsilon_i^2 - \sigma^2)| = O_P(\sqrt{n})$ and with (5), we conclude

$$\max_{k: \min_j |k-k_j| \geq G} |\hat{\sigma}_{k,+}^2 - \sigma^2| = O_P \left(\frac{\sqrt{n}}{G} + \frac{\log(n/G)}{G} \right) = o_P \left(\frac{1}{\log(n/G)} \right).$$

We similarly derive the same result for $\hat{\sigma}_{k,-}^2$, such that

$$\max_{k: \min_j |k-k_j| \geq G} |\hat{\sigma}_k^2 - \sigma^2| = O_P \left(\frac{\sqrt{n}}{G} \right) = o_P \left(\frac{1}{\log(n/G)} \right). \quad (\text{B.50})$$

By definition of $\hat{\tau}_k^2$ and τ^2 we get

$$\begin{aligned} \max_{k: \min_j |k-k_j| \geq G} |\hat{\tau}_k^2 - \tau^2| &\leq \max_{k: \min_j |k-k_j| \geq G} |\hat{\Gamma}_k(0) - \sigma^2| \\ &\quad + \left| \sum_{h=1}^{S_n} \left(\mathcal{K} \left(\frac{h}{S_n} \right) \hat{\Gamma}_{k,+}(h) - \Gamma(h) \right) \right| \\ &\quad + \left| \sum_{h=1}^{S_n} \left(\mathcal{K} \left(\frac{h}{S_n} \right) \hat{\Gamma}_{k,-}(h) - \Gamma(h) \right) \right|. \end{aligned}$$

As we consider k sufficiently far from change points k_j , we get

$$X_i - \mathbf{x}_{i,k}^\top \hat{\boldsymbol{\beta}}^+(k) = \epsilon_i - \mathbf{x}_{i,k}^\top \mathbf{C}_{G,+}^{-1} \sum_{j=k+1}^{k+G} \mathbf{x}_{j,k} \epsilon_j$$

and hence

$$\begin{aligned} &\hat{\Gamma}_{k,+}(h) - \Gamma(h) \\ &= \frac{1}{G-2} \sum_{i=k+1}^{k+G-h} \left[(\epsilon_i \epsilon_{i+h} - \Gamma(h)) - \epsilon_i \mathbf{x}_{i+h,k}^\top \mathbf{C}_{G,+}^{-1} \sum_{j=k+1}^{k+G} \mathbf{x}_{j,k} \epsilon_j - \epsilon_{i+h} \mathbf{x}_{i,k}^\top \mathbf{C}_{G,+}^{-1} \sum_{j=k+1}^{k+G} \mathbf{x}_{j,k} \epsilon_j \right. \\ &\quad \left. + \epsilon_i \mathbf{x}_{i+h,k}^\top \mathbf{C}_{G,+}^{-1} \sum_{j=k+1}^{k+G} \mathbf{x}_{j,k} \epsilon_j \epsilon_{i+h} \mathbf{x}_{i,k}^\top \mathbf{C}_{G,+}^{-1} \sum_{j'=k+1}^{k+G} \mathbf{x}_{j',k} \epsilon_{j'} \right] - \frac{h-2}{G-2} \Gamma(h). \end{aligned}$$

By following similar arguments as those used in the proof of Theorem 2.3 of Eichinger and Kirch (2018), we get

$$\Pr \left(\max_{0 \leq k \leq n-G} \left| \frac{1}{G-2} \sum_{h=1}^{S_n} \mathcal{K} \left(\frac{h}{S_n} \right) \sum_{i=k+1}^{k+G-h} (\epsilon_i \epsilon_{i+h} - \Gamma(h)) \right| > c \right) \lesssim \frac{n S_n^2}{G^2 c^2}$$

which yields

$$\max_{0 \leq k \leq n-G} \left| \frac{1}{G-2} \sum_{h=1}^{S_n} \mathcal{K} \left(\frac{h}{S_n} \right) \sum_{i=k+1}^{k+G-h} (\epsilon_i \epsilon_{i+h} - \Gamma(h)) \right| = O_P \left(\frac{\sqrt{n} S_n}{G} \right).$$

Now denote as $\mathbf{C}_{G,+}^{-1} = \frac{1}{G} \begin{bmatrix} c_{11} & c_{12} \\ c_{21} & c_{22} \end{bmatrix}$ for simplicity. Then

$$\begin{aligned}
& \Pr \left(\max_{0 \leq k \leq n-G} \left| \frac{1}{G-2} \sum_{h=1}^{S_n} \mathcal{K} \left(\frac{h}{S_n} \right) \sum_{i=k+1}^{k+G-h} \epsilon_i \mathbf{x}_{i+h,k}^\top \mathbf{C}_{G,+}^{-1} \sum_{j=k+1}^{k+G} \mathbf{x}_{j,k} \epsilon_j \right| > c \right) \\
& \leq \sum_{k=0}^{n-G} \Pr \left(\left| \frac{1}{G-2} \sum_{h=1}^{S_n} \mathcal{K} \left(\frac{h}{S_n} \right) \sum_{i=k+1}^{k+G-h} \epsilon_i \mathbf{x}_{i+h,k}^\top \mathbf{C}_{G,+}^{-1} \sum_{j=k+1}^{k+G} \mathbf{x}_{j,k} \epsilon_j \right| > c \right) \\
& \leq \frac{n}{(G-2)^2 c^2} \sum_{h=1}^{S_n} \sum_{h'=1}^{S_n} \mathcal{K} \left(\frac{h}{S_n} \right) \mathcal{K} \left(\frac{h'}{S_n} \right) \sum_{i=k+1}^{k+G-h} \sum_{i'=k+1}^{k+G-h'} \mathbb{E} \left[\epsilon_i \mathbf{x}_{i+h,k}^\top \mathbf{C}_{G,+}^{-1} \sum_{j=k+1}^{k+G} \mathbf{x}_{j,k} \epsilon_j \epsilon_{i'} \mathbf{x}_{i'+h,k}^\top \mathbf{C}_{G,+}^{-1} \sum_{j'=k+1}^{k+G} \mathbf{x}_{j',k} \epsilon_{j'} \right] \\
& = \frac{n}{(G-2)^2 G^2 c^2} \sum_{h=1}^{S_n} \sum_{h'=1}^{S_n} \mathcal{K} \left(\frac{h}{S_n} \right) \mathcal{K} \left(\frac{h'}{S_n} \right) \sum_{i=k+1}^{k+G-h} \sum_{i'=k+1}^{k+G-h'} \sum_{j=k+1}^{k+G} \sum_{j'=k+1}^{k+G} \mathbb{E}(\epsilon_i \epsilon_j \epsilon_{i'} \epsilon_{j'}) \\
& \times \left(c_{11} + c_{12} \frac{j-k}{G} + c_{21} \frac{i+h-k}{G} + c_{22} \frac{(j-k)(i+h-k)}{G} \right) \\
& \times \left(c_{11} + c_{12} \frac{j'-k}{G} + c_{21} \frac{i'+h-k}{G} + c_{22} \frac{(j'-k)(i'+h-k)}{G} \right) \\
& \lesssim \frac{n}{G^4 c^2} \sum_{h=1}^{S_n} \sum_{h'=1}^{S_n} \mathcal{K} \left(\frac{h}{S_n} \right) \mathcal{K} \left(\frac{h'}{S_n} \right) \sum_{i=k+1}^{k+G-h} \sum_{i'=k+1}^{k+G-h'} \sum_{j=k+1}^{k+G} \sum_{j'=k+1}^{k+G} \mathbb{E}(\epsilon_i \epsilon_j \epsilon_{i'} \epsilon_{j'}) \\
& = \frac{n}{G^4 c^2} \sum_{h=1}^{S_n} \sum_{h'=1}^{S_n} \mathcal{K} \left(\frac{h}{S_n} \right) \mathcal{K} \left(\frac{h'}{S_n} \right) \sum_{i=k+1}^{k+G-h} \sum_{i'=k+1}^{k+G-h'} \sum_{j=k+1}^{k+G} \sum_{j'=k+1}^{k+G} [\omega(j-i, i'-i, j'-i) + \Gamma(j-i)\Gamma(j'-i)] \\
& \lesssim \frac{n S_n^2}{G^2 c},
\end{aligned}$$

as $\sum_{h>0} \Gamma(h) = (\tau^2 - \sigma^2)/2$ is bounded. Therefore we have

$$\max_{k: \min_j |k-k_j| \geq G} |\widehat{\Gamma}_{k,+}(h) - \Gamma(h)| = O_P \left(\frac{\sqrt{n} S_n}{G} \right).$$

We have the same result with $\widehat{\Gamma}_{k,-}(h)$ in similar way, and hence

$$\begin{aligned}
\max_{k: \min_j |k-k_j| \geq G} |\widehat{\tau}_k^2 - \tau^2| & \leq \max_{k: \min_j |k-k_j| \geq G} |\widehat{\Gamma}_k(0) - \sigma^2| \\
& + \left| \sum_{h=1}^{S_n} \left(\mathcal{K} \left(\frac{h}{S_n} \right) \widehat{\Gamma}_{k,+}(h) - \Gamma(h) \right) \right| \\
& + \left| \sum_{h=1}^{S_n} \left(\mathcal{K} \left(\frac{h}{S_n} \right) \widehat{\Gamma}_{k,-}(h) - \Gamma(h) \right) \right| \\
& \leq \max_{k: \min_j |k-k_j| \geq G} |\widehat{\Gamma}_k(0) - \sigma^2| \\
& + \left| \sum_{h=1}^{S_n} \left(\mathcal{K} \left(\frac{h}{S_n} \right) (\widehat{\Gamma}_{k,+}(h) - \Gamma(h)) \right) \right| + \sum_{h=1}^{S_n} \left| \mathcal{K} \left(\frac{h}{S_n} \right) - 1 \right| |\Gamma(h)| \\
& + \left| \sum_{h=1}^{S_n} \left(\mathcal{K} \left(\frac{h}{S_n} \right) (\widehat{\Gamma}_{k,-}(h) - \Gamma(h)) \right) \right| + \sum_{h=1}^{S_n} \left| \mathcal{K} \left(\frac{h}{S_n} \right) - 1 \right| |\Gamma(h)|
\end{aligned}$$

$$= O_P \left(\frac{\sqrt{n}S_n}{G} + \sum_{h \in \mathbb{Z}} \left| \mathcal{K} \left(\frac{h}{S_n} \right) - 1 \right| |\Gamma(h)| \right).$$

□

Proof of Theorem 2.4 (ii) (a). (B.50) and

$$\begin{aligned} \max_{k: \min_j |k-k_j| \geq G} \widehat{\sigma}_k^2 &\leq \sigma^2 + \max_{k: \min_j |k-k_j| \geq G} |\widehat{\sigma}_k^2 - \sigma^2| = O_P(1), \quad \text{and} \\ \max_{k: \min_j |k-k_j| \geq G} \frac{1}{\widehat{\sigma}_k^2} &\leq \frac{1}{\sigma^2 - \max_{k: \min_j |k-k_j| \geq G} |\widehat{\sigma}_k^2 - \sigma^2|} = O_P(1) \end{aligned}$$

give the assertion. □

Proof of Theorem 2.4 (ii) (b). From the proof of Lemma B.8, for $k \in \{k_j - G + 1, \dots, k_j\}$, we have

$$\begin{aligned} \widehat{\boldsymbol{\beta}}^-(k) &= \begin{bmatrix} \beta_{0,j}(k_j) + \frac{k-k_j}{G} \beta_{1,j} \\ \beta_{1,j} \end{bmatrix} + \boldsymbol{\zeta}_{k,-}, \\ \widehat{\boldsymbol{\beta}}^+(k) &= \begin{bmatrix} \beta_{0,j}(k_j) + \frac{k-k_j}{G} \beta_{1,j} \\ \beta_{1,j} \end{bmatrix} + \boldsymbol{\zeta}_{k,+} \\ &+ \left\{ \mathbf{I} - \frac{|k-k_j|}{G} (\mathbf{C}_+ + \mathbf{D}_{G,+})^{-1} (\mathbf{C}_{\kappa,+} + \mathbf{D}_{\kappa,G,+}) \right\} \begin{bmatrix} \Delta_j^{(0)} + \frac{k-k_j}{G} \Delta_j^{(1)} \\ \Delta_j^{(1)} \end{bmatrix}. \end{aligned}$$

Hence from (B.20),

$$\begin{aligned} X_i - \mathbf{x}_{i,k}^\top \widehat{\boldsymbol{\beta}}^-(k) &= \epsilon_i - \mathbf{x}_{i,k}^\top \boldsymbol{\zeta}_{k,-}, \quad \text{and} \\ X_i - \mathbf{x}_{i,k}^\top \widehat{\boldsymbol{\beta}}^+(k) &= \left(\beta_{0,j}(k_j) + \frac{i-k_j}{G} \beta_{1,j} + \epsilon_i \right) - \mathbf{x}_{i,k}^\top \begin{bmatrix} \beta_{0,j}(k_j) + \frac{k-k_j}{G} \beta_{1,j} \\ \beta_{1,j} \end{bmatrix} - \mathbf{x}_{i,k}^\top \boldsymbol{\zeta}_{k,+} \\ &\quad - \mathbf{x}_{i,k}^\top (\mathbf{A}(\kappa) + \mathbf{O}_G(\kappa)) \boldsymbol{\Delta}_j = \epsilon_i - \mathbf{x}_{i,k}^\top \boldsymbol{\zeta}_{k,+} + O(1) \end{aligned}$$

with $\kappa = |k - k_j|/G$, provided that $\max_{1 \leq j \leq J_n} \|\boldsymbol{\Delta}_j\| = O(1)$. Similarly we have

$$X_i - \mathbf{x}_{i,k}^\top \widehat{\boldsymbol{\beta}}^\pm(k) = \epsilon_i - \mathbf{x}_{i,k}^\top \boldsymbol{\zeta}_{k,\pm} + O(1)$$

in the case where $k \in \{k_j + 1, \dots, k_j + G\}$. Therefore, by Cauchy-Schwarz inequality,

$$\max_{G \leq k \leq n-G} \widehat{\sigma}_k^2 \leq \max_{G \leq k \leq n-G} \frac{1}{G-2} \left(\sum_{i=k-G+1}^k (\epsilon_i - \mathbf{x}_{i,k}^\top \boldsymbol{\zeta}_{k,-})^2 + \sum_{i=k+1}^{k+G} (\epsilon_i - \mathbf{x}_{i,k}^\top \boldsymbol{\zeta}_{k,+})^2 \right) + O(1)$$

and the claim follows from (a). □