

SKDCGN: Source-free Knowledge Distillation of Counterfactual Generative Networks using cGANs

Sameer Ambekar, Ankit Ankit, Diego van der Mast,
Mark Alence, Matteo Tafuro, and Christos Athanasiadis

University of Amsterdam, Amsterdam
ambekarsameer@gmail.com, ankitnitt1721@gmail.com,
diego.vandermast@student.uva.nl, mark.alence@gmail.com,
matteo.tafuro.@student.uva.nl, c.athanasiadis@uva.nl

Abstract. With the usage of appropriate inductive biases, Counterfactual Generative Networks (CGNs) can generate novel images from random combinations of shape, texture, and background manifolds. These images can be utilized to train an invariant classifier, avoiding the wide spread problem of deep architectures learning spurious correlations rather than meaningful ones. As a consequence, out-of-domain robustness is improved. However, the CGN architecture comprises multiple over parameterized networks, namely BigGAN and U2-Net. Training these networks requires appropriate background knowledge and extensive computation. Since one does not always have access to the precise training details, nor do they always possess the necessary knowledge of counterfactuals, our work addresses the following question: Can we use the knowledge embedded in pre-trained CGNs to train a lower-capacity model, assuming black-box access (i.e., only access to the pretrained CGN model) to the components of the architecture? In this direction, we propose a novel work named SKDCGN that attempts knowledge transfer using Knowledge Distillation (KD). In our proposed architecture, each independent mechanism (shape, texture, background) is represented by a student 'TinyGAN' that learns from the pretrained teacher 'BigGAN'. We demonstrate the efficacy of the proposed method using state-of-the-art datasets such as ImageNet, and MNIST by using KD and appropriate loss functions. Moreover, as an additional contribution, our paper conducts a thorough study on the composition mechanism of the CGNs, to gain a better understanding of how each mechanism influences the classification accuracy of an invariant classifier. Code available at: <https://github.com/ambekarsameer96/SKDCGN>

1 Introduction

Deep neural networks are prone to learning simple functions that fail to capture intricacies of data in higher-dimensional manifolds [1], which causes networks to struggle in generalizing to unseen data. In addition to spectral bias [1] and shortcut learning, which are properties inherent to neural networks [2], spurious

learned correlations are also caused by biased datasets. To this end, Counterfactual Generative Networks (CGNs), proposed by [3], have been shown to generate novel images that mitigate this effect. The authors expose the causal structure of image generation and split it into three Independent Mechanisms (IMs) (object shape, texture, and background), to generate synthetic and *counterfactual* images whereon an invariant classifier ensemble can be trained.

The CGN architecture comprises multiple over-parameterized networks, namely BigGANs [4] and U2-Nets [5], and its training procedure generally requires appropriate domain-specific expertise. Moreover, one does not always have access to the precise training details, nor do they necessarily possess the required knowledge of counterfactuals. Motivated by these observations, we propose *Source-free Knowledge Distillation of Counterfactual Generative Networks* (SKDCGN), which aims to use the knowledge embedded in a pre-trained CGN to train a lower capacity model, assuming black-box access (i.e., only inputs and outputs) to the components of the source model. More specifically, we harness the idea of Knowledge Distillation (KD) [6] to train a network comprising three (small) generative models, i.e. TinyGANs [7], each being responsible for a single independent mechanism. SKDCGN carries both practical and theoretical implications, and it is intended to:

1. Obtain a lightweight version of the CGN, reducing its computational cost and memory footprint. This is meant to (i) ease the generation of counterfactual datasets and hence encourage the development of robust and invariant classifiers, as well as (ii) potentially allowing the deployment of the model on resource-constrained devices.
2. Explore whether we can *learn* from a fully trained CGN and distill it to a less parameterized network, assuming that we do not have access to the training process of the model.

Along the lines of the original paper, we demonstrate the ability of our model to generate counterfactual images on ImageNet-1k [8] and Double-Colored MNIST [3]. Furthermore, we compare our outputs to [3] and a simple baseline in terms of out-of-distribution robustness on the original classification task. As an additional contribution, we conduct a study on the shape IM of the CGN.

The paper is organized as follows: firstly, we present a brief literature survey in Section 2; next in Section 3 the SKDCGN is dissected; Section 4 presents the experimental setup and the empirical results, which are finally discussed in Section 5.

2 Related work

This section introduces the fundamental concepts and the related works that we use as a base for our SKDCGN.

Counterfactual Generative Networks The main idea of CGNs [3] has already been introduced in Section 1. Nonetheless, to aid the understanding of our method to readers that are not familiar with the CGN architecture, we

summarize its salient components in this paragraph and also provide the network diagram in Appendix Section A.1 Figure 1. The CGN consists of 4 backbones: (i) the part of the network responsible for the shape mechanism, those responsible for (ii) texture and (iii) background, and a (iv) composition mechanism that combines the previous three using a deterministic function. Given a noise vector \mathbf{u} (sampled from a spherical Gaussian) and a label y (drawn uniformly from the set of possible labels \mathcal{Y}) as input, (i) the shape is obtained from a BigGAN-deep-256 [4], whose output is subsequently passed through a U2-Net [5] to obtain a binary mask of the object shape. The (ii) texture and (iii) background are obtained similarly, but the BigGAN’s output does not require to be segmented by the U2-Net. Finally, the (iv) composition mechanism outputs the final counterfactual image \mathbf{x}_{gen} using the following analytical function:

$$\mathbf{x}_{gen} = C(\mathbf{m}, \mathbf{f}, \mathbf{b}) = \mathbf{m} \odot \mathbf{f} + (1 - \mathbf{m}) \odot \mathbf{b}, \quad (1)$$

where \mathbf{m} is the shape mask, \mathbf{f} is the foreground (or texture), \mathbf{b} is the background and \odot denotes element-wise multiplication.

More recently, [9] devises an approach that learns a latent transformation that generates visual CFs automatically by steering in the latent space of generative models. Additionally, [10] uses a deep model inversion approach that provides counterfactual explanations by examining the area of an image.

Knowledge Distillation. [11] firstly proposed to transfer the knowledge of a pre-trained cumbersome network (referred to as the *teacher*) to a smaller model (the *student*). This is possible because networks frequently learn low-frequency functions among other things, indicating that the learning capacity of the big network is not being utilized fully [1] [2]. Traditional KD approaches (often referred to as *black-box*) simply use the outputs of the large deep model as the teacher knowledge, but other variants have made use of activation, neurons or features of intermediate layers as the knowledge to guide the learning process [12,13]. Existing methods like [7] are also making use of Knowledge distillation for the task of image generation. Our work is similar to this, however, they transfer the knowledge of BigGAN trained on ImageNet dataset to a TinyGAN. In contrast, in our work, we transfer not just the knowledge of image generation but also the task of counterfactual generation from a BigGAN to a TinyGAN.

Distilling GANs using KD. Given its high effectiveness for model compression, KD has been widely used in different fields, including visual recognition and classification, speech recognition, natural language processing (NLP), and recommendation systems [14]. However, it is less studied for image generation. [15] firstly applied KD to GANs. However, our project differs from theirs as they use *unconditional* image generation, less general (DCGAN [16]) architectures and they do not assume a black-box generator. Our setting is much more similar to that of [7], where a BigGAN is distilled to a network with $16\times$ fewer parameters, assuming no access to the teacher’s training procedure or parameters. Considering its competitive performance, we use the proposed architecture (TinyGAN) as the student model and use a modified version of their loss function (further details in Section 3.1) to optimize our network.

Source-free: We term our method as Source-free since we do not have access to the source data, source training details, procedure, and any knowledge about the counterfactuals, etc, but only have access to trained source models. This method is similar to methods such as [17] [18]. With large diffusion models like Imagen [19] and DALL·E 2 [20] where the training process is usually extremely expensive in terms of computation, lack precise details about training them and often not reproducible by academic groups, we often have access to pretrained models. These can be used to transfer knowledge to a smaller network, and perform the same task with model of lower capacity.

3 Approach

This section dives into the details of the SKDCGN architecture, focusing on the training and inference phases separately for ImageNet-1k and MNIST. In addition, we discuss the loss functions that were employed for Knowledge Distillation.

3.1 SKDCGN

Transferring the knowledge of an entire CGN into a single generative model could drastically reduce the number of parameters, however this strategy compromises the whole purpose of CGNs, i.e. disentangling the three mechanisms and having control over each of them. Therefore, we opt to train a generative model for each individual component. As shown in the architecture diagram (Figure 1), we treat each IM backbone as a black-box teacher and aim to mimic its output by training a corresponding TinyGAN student. Note that this implies that in the case of the shape mechanism, a single generative model learns to mimic both the BigGAN and the U2-Net. We believe a TinyGAN should be capable of learning binary masks directly, removing the need for the U2-Net and reducing the model size even further. During inference, the outputs of the three students are combined into a final counterfactual image using the composition function of Equation 1.

Training: Distilling the knowledge of IMs To train SKDCGN, we utilize each IM backbone from the CGN architecture as a black-box teacher for the student network, as visualized in the training section of Figure 1 (the backbones are BigGAN + U2-Net for *shape*, BigGAN for *texture*, and BigGAN for *background*). Refer to Appendix Section A.2 Figure 2 for details about the training data generation. As introduced in the Related work section, [7] proposed an effective KD framework for compressing BigGANs. As the IMs in CGNs rely on BigGANs, we utilize their proposed student architecture. For completeness, the student architecture details are reported in Appendix Section A.2 Figure 2a.

We base our training objective on the loss function proposed by [7]. Our full objective comprises multiple terms: (i) a pixel-wise distillation loss, (ii) an adversarial distillation loss, (iii) a feature-level distillation loss, and (iv) KL Divergence. In addition to introducing KL Divergence, we deviate from the original TinyGAN training objective by omitting the term that allows the

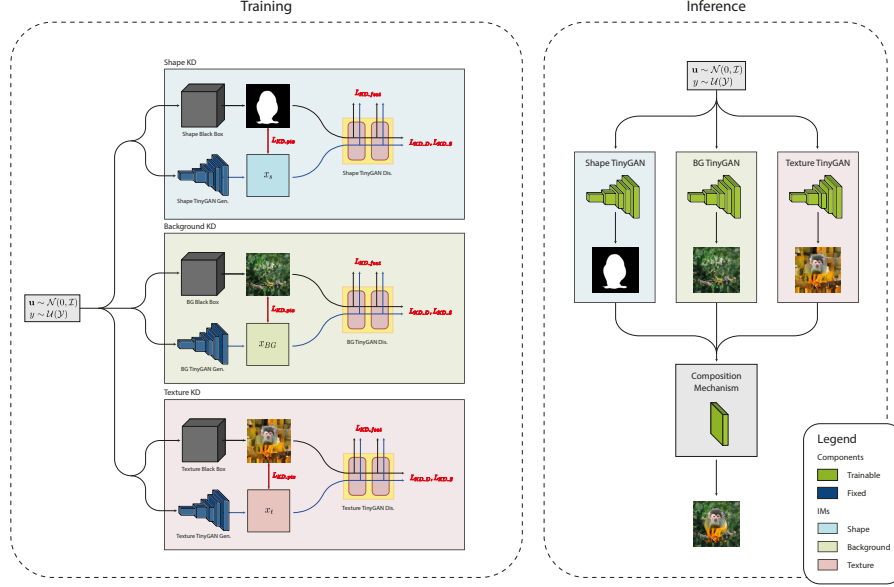


Fig. 1: *Architecture of the SKDCGN.* During training, each independent mechanism serves as a black-box teacher model to train a corresponding student model. During inference, the outputs of the three trained TinyGANs are combined using a Composition Mechanism that returns the final counterfactual image.

model to learn from real images of the ImageNet dataset. This would inevitably compromise the quality of the generated counterfactuals. KL Divergence leads to entropy minimization between the teacher and student, which is why we propose its usage.

The individual loss terms are dissected below as from [7]:

1. *Pixel-wise Distillation Loss:* To imitate the functionality of BigGAN for scaling generation to high-resolution, high-fidelity images, we minimize the pixel-level distance (L1) between the images generated by BigGAN and TinyGAN given the same input:

$$\mathcal{L}_{\text{KD_pix}} = \mathbb{E}_{z \sim p(z), y \sim q(y)} [\|T(z, y) - S(z, y)\|_1] \quad (2)$$

where T represents the Teacher network, S represents the Student network, z is a latent variable drawn from the truncated normal distribution $p(z)$, and y is the class label sampled from some categorical distribution $q(y)$.

2. *Adversarial Distillation Loss:* To promote sharper outputs, an adversarial loss is incorporated to make the outputs of S indistinguishable from those of T . It includes a loss for the generator (Eq. 3) and one for the discriminator

(Eq. 4):

$$\mathcal{L}_{\text{KD}_S} = -\mathbb{E}_{z,y}[D(S(z,y),y)] \quad (3)$$

$$\mathcal{L}_{\text{KD}_D} = -\mathbb{E}_{z,y}[\max(0, 1 - D(T(z,y),y)) + \max(0, 1 - D(S(z,y),y))], \quad (4)$$

where z is the noise vector, y is the class label, $T(z,y)$ is the image generated by the Teacher T , while S and D respectively are the generator and discriminator of the Student S .

3. *Feature Level Distillation Loss*: To further overcome the blurriness in the images produced by the Student network, the training objective also includes a feature-level distillation loss. More specifically, we take the features computed at each convolutional layer in the Teacher discriminator, and with a loss function stimulate S to generate images similar to T :

$$\mathcal{L}_{\text{KD}_{\text{feat}}} = \mathbb{E}_{z,y} \left[\sum_i \alpha_i \|D_i(T(z,y),y) - D_i(S(z,y),y)\|_1 \right] \quad (5)$$

where D_i represents the feature vector extracted from the i^{th} layer of the discriminator and the corresponding weights are given by α_i .

4. *KL Divergence*: L1 alone cannot reduce the entropy between the teacher and target. To improve the existing method, we use KL Divergence in a similar fashion to [21] for the task of Knowledge Distillation between real images drawn from source $P(x)$ and target images $Q(x)$.

$$\mathcal{D}_{\text{KL}}(P\|Q) = \sum_{x \in \mathcal{X}} P(x) \log \left(\frac{P(x)}{Q(x)} \right) \quad (6)$$

To sum up, the student generator (S) and discriminator (D) are respectively optimized using the following objectives:

$$\mathcal{L}_S = \mathcal{L}_{\text{KD}_{\text{feat}}} + \lambda_1 \mathcal{L}_{\text{KD}_{\text{pix}}} + \lambda_2 \mathcal{L}_{\text{KD}_S} \quad (7)$$

$$\mathcal{L}_D = \mathcal{L}_{\text{KD}_D} \quad (8)$$

where λ_1 and λ_2 are the regularization terms mentioned in [7].

Finally, note that the original CGN architecture (Appendix Section A.1 Figure 1) comprises another BigGAN trained on ImageNet-1k, which is unrelated to the three Independent Mechanisms and provides primary training supervision via reconstruction loss. We discard this component of the architecture for two main reasons: we do not have a dataset of counterfactuals whereon a GAN can be trained; we argue that this additional knowledge is already embedded in the backbones of a pre-trained CGN.

Inference: generating counterfactuals Once the three student networks are trained, their outputs are combined during inference akin to [3] using the analytical function 1. Since the composition function is deterministic, we devise inference as a separate task to training.

4 Experiments and results

In this section, we first define our experimental setup, then present our results. We test SKDCGN on ImageNet-1k (Section 4.3), and based on the observed findings we make some changes to the proposed architecture to improve the quality of the results (Section 4.4). Due to the computational constraints, we test these improvements on MNIST [22]. Finally, we present the results of our study of the shape IM (Section 4.5).

4.1 Datasets

ImageNet-1k. The ImageNet-1k ILSVRC dataset [8] contains 1,000 classes, with each class consisting of 1.2 million training images, 50,000 validation and 100,000 test images. Images were resized to 256×256 to maintain consistent experiments and to allow direct comparisons with the original results of [3].

Double-colored MNIST. We use the *double-colored* MNIST dataset proposed by Sauer and Geiger in the original CGN paper [3]. This is a variant of the MNIST dataset where both the digits and the background are independently colored. It consists of 60,000 28×28 images of the 10 digits, along with a test set of 10,000 images.

4.2 Baseline Model: CGN with generator replaced by TinyGAN generator


The SKDCGN is compared with a modified version of the original CGN architecture, where each BigGAN has been replaced by the generator model of a TinyGAN. Training this baseline using the procedure described by [7], omitting KD, allows for rigorous comparisons that emphasize the effectiveness of the knowledge distillation process. Further training details are provided in Appendix Section C.1.

4.3 Results of SKDCGN

During training, we found that the TinyGANs could closely approximate the output in each IM. However, we observed that the trained TinyGANs could not generalize when given random noise to the generator to produce results beyond the test set. This may be due to the reduced network capacity of the TinyGAN model. Furthermore, each TinyGAN was trained on all 1000 classes in ImageNet-1K, as opposed to just 397 classes [7] used. We generate the test samples using the test and do not make use of random noise to generate the data. Since we believe that the student (our architecture) has only learned the specifics manifolds as that of the teacher (CGN). Therefore, when we use random noise we are not entirely sure if that is being generated from the same manifold as the teacher.



(a) A comparison of images generated by the CGN **shape** backbone (*top* row) and those generated by the corresponding SKDCGN given the same input (*bottom* row).



(b) A comparison of images generated by the CGN **texture** backbone (*top* row) and those generated by the corresponding SKDCGN given the same input (*bottom* row).



(c) A comparison of images generated by the **background** backbone (*top* row) and those generated by the corresponding SKDCGN given the same input (*bottom* row).

Fig. 2: A comparison of images generated by the CGN backbones and those generated by the corresponding SKDCGN (given the same input) for each independent mechanism.

In Figure 2 we compare the outputs of the CGN backbone responsible for different independent mechanisms and those of the corresponding TinyGAN, given the same input.

We also make use of the Double-colored MNIST dataset to validate our method similar to ImageNet. Similarly, we make use of 3 IMs to train using our architecture as described in Figure 1. We obtain results as shown Appendix Section B.3 in Figures 4a, 4b, and 4c. We observe that our architecture is able to generate the corresponding IMs.

4.4 Improving the SKDCGN

We realize that the student is as good as the teacher. We observe that the outputs are noisy and ambiguous in nature when generated using weights given by the authors of CGN [3]. Therefore, we observe several artifacts in the outputs generated by our architecture as well. Interestingly, while investigating the influence of Shape IM for MNIST, we observed that when the mask component was made smoother/transparent by using 3/4th of the mask, we observed an increase in the accuracy of CGN’s invariant classifier than what was reported in the CGN paper. This suggests that the mask component of MNIST is noisy in nature which leads to ambiguities in the classification decision boundaries of several digits.

As shown in 3 we make use of KL divergence to improve the outputs. Since KL leads to entropy minimization between teacher and student we propose to use it. In Appendix Section D specifically D.2 we illustrate the process of improving it through usage of KL between the teacher and student outputs. We observe better results for several IMs for ImageNet-1k dataset and Double-colored MNIST dataset. In addition, we also present techniques that didn’t work as expected such as usage of L2 loss, cross entropy for the GAN network, usage of KL and L1 loss for every activation layer of generator etc.

4.5 Additional results: study of the shape IM

To evaluate the effects of the IMs, we trained several modified CGN models and used images generated by them to train classifiers. We primarily focused on the shape IM. We added Gaussian noise, introduced transparency and randomly rotated the shape mask, after which data was generated to train a classifier that distinguishes real images from counterfactual ones. This analysis was done using the Double-colored MNIST dataset. Sample shape masks generated from this process are displayed in Figure 3, and the test accuracies in Table 1. It is apparent that the test accuracy on the noise and rotation adjustments are very low, which is most likely the result of overfitting on the training set, as the train accuracies for these adjustments are quite high. The test accuracy for transparency is considerably higher. The shape masks of this adjustment are more akin to the masks achieved using regular CGNs. The other mask shapes are very different, and they could potentially be used to make classifiers more robust when mixed with regular data during training. Because this is an extensive topic, we believe it warrants further research.

	Noise	Rotation	Transparency
Train Accuracy	99.9	99.1	94.7
Test Accuracy	14.96	13.51	58.86

Table 1: Classifier test results for shape IM analysis. The classifier predicts which images are generated by CGNs and which are real.




Fig. 3: Images generated with modified CGNs where, respectively, unit Gaussian noise, random rotation in a 180 degree range, and 0.75 mask transparency were introduced

5 Discussion and conclusion

Through our experiments we show that the process of Knowledge Distillation is not limited to the task of transferring classification or image generation knowledge to a less parameterized (low model capacity) network, but can also be used for the task of sampling from different manifolds that are possibly synthetic manifolds but not true manifolds such as shape, texture and background through a simple and effective approach. Interestingly, we only need access to the pretrained source model to transfer the knowledge while ignoring factors like details about the training process and background knowledge about counterfactuals and causality, etc. With the prevalence of heavily parameterized models such as BigGAN

and DALL-E 2, it is often hard to even load the model in inference stage on some devices. By introducing new terms such as KL divergence in the existing knowledge distillation we are able to generate better results for some IMs for both Imagenet-1k and Double-colored MNIST datasets. With the usage of Knowledge distillation one can transfer the same capacity/ability to a low capacity network and still be able to obtain similar results while running it on a standard low configuration single GPUs.

6 Future work

Given ample time we wish to work on the following sections: improve the image generation process using high order activation functions since our data consists of rich image data, improving the teacher-student architecture process by introducing additional loss functions, usage of a neural network based composition function instead of it being analytical in its design.

Appendix

A Details of the different models

A.1 Original CGN architecture

This section contains a diagram of the original CGN architecture, as presented in [3].

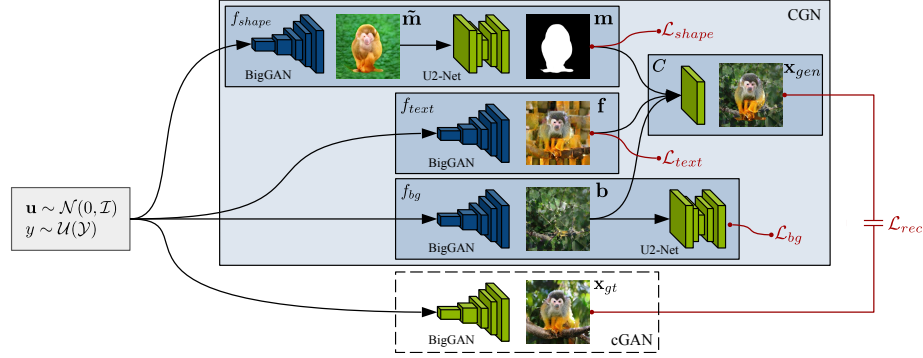


Fig. 4: CGN architecture diagram. Retrieved from [3].

Figure 4 illustrates the CGN architecture. The network is split into four mechanisms, the shape mechanism f_{shape} , the texture mechanism f_{text} , the background mechanism f_{bg} , and the composer C . Components with trainable parameters are blue, components with fixed parameters are green. The primary supervision is provided by an unconstrained conditional GAN (cGAN) via the reconstruction loss \mathcal{L}_{rec} . The cGAN is only used for training, as indicated by the dotted lines. Each mechanism takes as input the noise vector \mathbf{u} (sampled from a spherical Gaussian) and the label y (drawn uniformly from the set of possible labels \mathcal{Y}) and minimizes its respective loss (\mathcal{L}_{shape} , \mathcal{L}_{text} , and \mathcal{L}_{bg}). To generate a set of counterfactual images, we sample \mathbf{u} and then independently sample y for each mechanism.

A.2 TinyGAN architecture

This section provides an brief overview of the TinyGAN architecture. For more details, refer to [7].

Generator. As shown in Figure 5, TinyGAN comprises a ResNet [23]-based generator with class-conditional BatchNorm [24] [25]. To keep a tight computation budget, it does not adopt attention-based [26] or progressive-growing mechanisms [27]. To substantially reduce the model size compared to BigGAN, it:

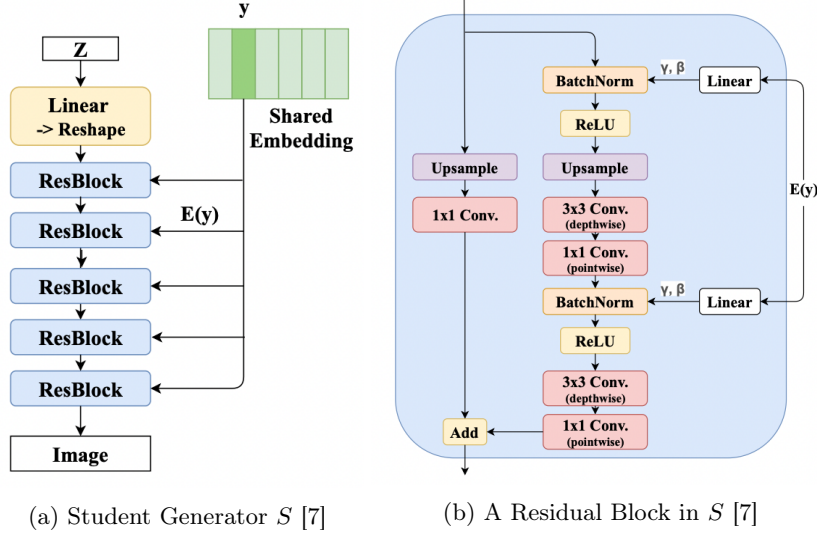


Fig. 5: Architecture of the TinyGAN (student) generator

- Relies on using fewer channels;
- Replaces standard convolution by depthwise separable convolution;
- Adopts a simpler way to introduce class conditions.

Overall, TinyGAN’s generator has $16\times$ less parameters than BigGAN’s generator.

Discriminator. Following [28] [29], [7] opt for spectral normalized discriminator and introduce the class condition via projection. But instead of utilizing complicated residual blocks, they simply stack multiple convolutional layers with stride as used in DCGAN [16], which greatly reduces the number of parameters.

Overall, TinyGAN’s discriminator has $10\times$ less parameters than BigGAN’s discriminator.

A.3 Baseline model

The baseline is a standard CGN architecture whose BigGANs have been replaced with TinyGANs. Due to the need of a pre-trained model that (i) supervises the CGN training using a reconstruction loss and (ii) serves as the initialization of the IM GANs, a TinyGAN was trained from scratch using the KD strategy described in [7]. In this section we present qualitative results of both the newly-trained TinyGAN and of baseline model.

B SKDCGN

B.1 TinyGAN training data for SKDCGN

Implementing the architecture in Figure 1 requires training a TinyGAN for each Independent Mechanism of the CGN. To this end, we extract each IM backbone (BigGAN + U2-Net for *shape*, BigGAN for *texture*, BigGAN for *background*) from the CGN architecture, then use each of them as a black-box teacher for our student. The KD training procedure, however, requires training data. Hence prior to training, 1000 images per class (totalling 1 million samples) were generated using each IM backbone extracted from the pre-trained CGN provided by [3].

B.2 Generated Counterfactuals

Here we compare the counterfactuals generated from the SKDCGN model with the ones produced from CGN. Refer to Figure 6 for visualization.


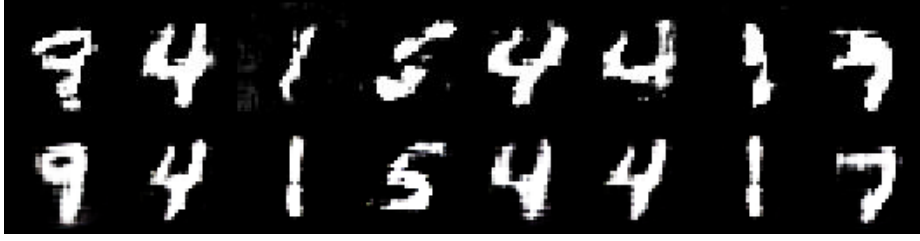



Fig. 6: Images generated by SKDCGN with three independently trained TinyGANs (top), and the original CGN architecture (bottom)

B.3 Results obtained on MNIST dataset on SKDCGN model

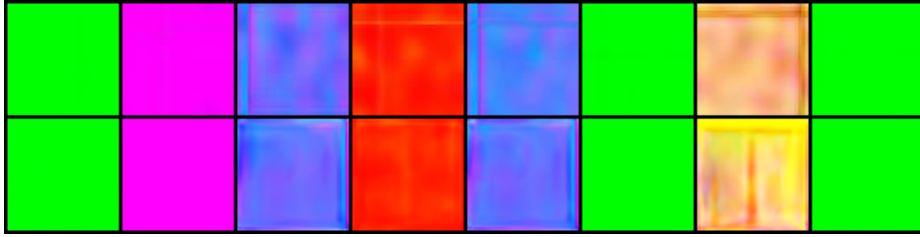
In this section, we present the results obtained on MNIST dataset on the proposed architecture (SKDCGN) using default parameters. For visualization refer to 7.



(a) A comparison of images generated by the CGN **shape** backbone (*top* row) and those generated by the corresponding SKDCGN given the same input (*bottom* row).



(b) A comparison of images generated by the CGN **texture** backbone (*top* row) and those generated by the corresponding SKDCGN given the same input (*bottom* row).



(c) A comparison of images generated by the **background** backbone (*top* row) and those generated by the corresponding TinyGAN given the same input (*bottom* row).

Fig. 7: A comparison of images generated by the CGN backbones and those generated by the corresponding SKDCGN (given the same input) for each independent mechanism.

C Baseline Model

C.1 Training Details

The training procedure of a CGN requires a pre-trained GAN to provide primary supervision via the reconstruction loss. However, the original TinyGAN was only trained on only animal classes, hence the publicly-available model could not be used for our baseline. In order to consistently use the same dataset for all the experiments, we re-trained a TinyGAN from scratch (as described in [7]) on all classes of ImageNet-1k. The images generated by TinyGAN are visualized in Appendix C.1. The images generated for each Independent Mechanism using our

baseline model can be seen in C.1. Apart from this, we additionally generated the counterfactuals using the baseline model which are shown in Appendix C.1.

Generated outputs of TinyGAN trained on ImageNet-1k A TinyGAN was trained using all 1000 classes of the ImageNet-1k dataset. Training details are provided by [7]. Although the original paper trains the model for 1.2 million epochs, we are forced to restrict the amount of iterations due to computational constraints. After distilling the knowledge of a BigGAN for 18 epochs, our TinyGAN generates reasonable images, as seen in Figure 8b. To compare the image generation we have also presented images generated after the first epoch as well 8a. It can be observed that if we further train the model, it could produce images better in quality. Note that animal classes are better captured by the model: this is inline with the findings of [7].



(a) A comparison of images generated by BigGAN and the TinyGAN. Images in top row are produced by BigGAN, while those in bottom row are by SKDCGN given the same input after 1st epoch.



(b) A comparison of images generated by BigGAN and the TinyGAN. Images in top row are produced by BigGAN, while those in bottom row are by SKDCGN given the same input after 18th epoch.

Fig. 8: A comparison of images generated by BigGAN and the TinyGAN. Images in top row are produced by BigGAN, while those in bottom row are by SKDCGN given the same input

Generated outputs of the baseline trained on ImageNet-1k Figure 9 illustrates the individual outputs of each IMs at the starting, after epoch $300k^{th}$, epoch $600k^{th}$, epoch $900k^{th}$, and epoch $1.2million^{th}$ (from left to right). In each figure, we show from top to bottom : pre-masks \tilde{m} , masks m , texture f , background b , and composite images x_{gen} .




Fig. 9: Individual IM Outputs after training for baseline. From top to bottom: m , \tilde{m} , f , b , x_{gen} . From left to right: at the start of training, after epoch $300k^{th}$, epoch $600k^{th}$, epoch $900k^{th}$, and epoch $1.2million^{th}$

Generated Counterfactual Images of Baseline trained on ImageNet-1k
 Finally, we show counterfactual images generated by the baseline model in Figure 10.



Fig. 10: Counterfactuals generated by baseline on test data for ImageNet-1k

D Improving the SKDCGN process

As mentioned in section improvement, we observed that the outputs from CGN are noisy in nature, and a teacher can only be as good as student. Fig 11 evidently describes how noisy the MNIST digits are. This is the reason we observe several artefacts in our architecture as well. However in this section we try to improve our architecture by several methods.



Fig. 11: Noisy outputs generated by the CGN when we made use of pretrained weights given by the authors.

In the direction towards improving the images that are being generated by our architecture, we strongly believe the room of improvement lies in these components:

- Improving the quality of images that are being generated by the GAN network in our architecture. Usually loss functions like VGG based perception loss, L1 reconstruction loss are added.
- Improving the existing knowledge distillation framework such that the student learns better from the teacher’s guidance by adding new loss functions to the Knowledge Distillation task.

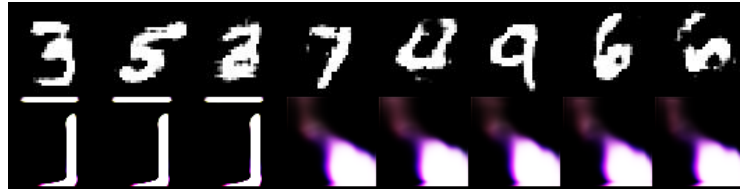
To improve the quality of images, we observe that our architecture already has most of the loss functions integrated implicitly/explicitly. Hence, we add the Cross entropy loss for the generator and discriminator for the mask IM of the architecture and get the results as shown in 12a for second epoch. We observe that digits like '0' are being reconstructed however for other digits the inputs look noisy in nature. By the end of 10th epoch for test set in Fig. 12b we observe that the digits are being reconstructed. We continue with the training since we expected better results than what we have already seen, however, contrary to our beliefs we observe artefacts by the end of 30th epoch as shown in Fig. 12c.



(a) A comparison of images generated by the CGN **shape** backbone (*top* row) and those generated by the corresponding SKDCGN given the same input (*bottom* row) after 2 epochs on test data.



(b) A comparison of images generated by the CGN **texture** backbone (*top* row) and those generated by the corresponding SKDCGN given the same input (*bottom* row) after 10 epochs on test data.



(c) A comparison of images generated by the CGN **background** backbone (*top* row) and those generated by the corresponding SKDCGN given the same input (*bottom* row) after 30 epochs on test data.

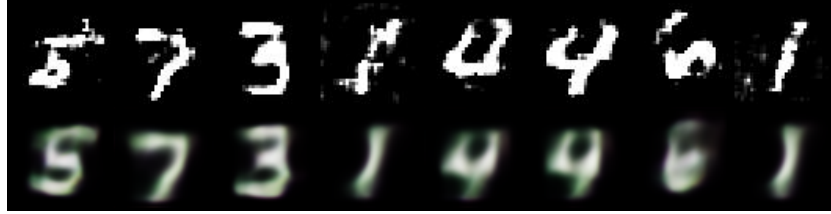
Fig. 12: A comparison of images generated by the CGN backbones and those generated by the corresponding SKDCGN (given the same input) mask IM with cross entropy loss

D.1 KL multiplied with layer instead of L1

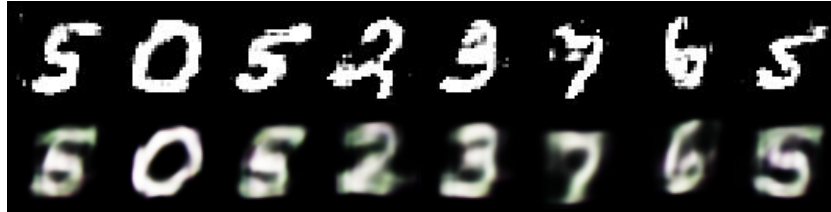
Since the image generation process already has most of the components to ensure that the reconstruction is in place, we tried to improve the Knowledge distillation between teacher and student network by integrating the KL divergence and multiply the loss with every layer of the network instead of L1 which is default. Possibly, because L1 reconstruction loss is explicitly needed that is to multiplied with the activation of every layer. We observe the results as shown in Fig. 13



(a) A comparison of images generated by the CGN **shape** backbone (*top* row) and those generated by the corresponding SKDCGN given the same input (*bottom* row) after 2 epochs on test data.



(b) A comparison of images generated by the CGN **texture** backbone (*top* row) and those generated by the corresponding SKDCGN given the same input (*bottom* row) after 10 epochs on test data.




(c) A comparison of images generated by the **background** backbone (*top* row) and those generated by the corresponding SKDCGN given the same input (*bottom* row) after 30 epochs on test data.

Fig. 13: A comparison of images generated by the CGN backbones and those generated by the corresponding SKDCGN (given the same input) mask IM with KL divergence multiplied with the activation of every layer instead of L1

D.2 KL divergence between teacher and student outputs

Since KL cant be a substitute for L1 loss to be multiplied with activations of every layer, we now modify the Knowledge distillation loss to be: L1 loss multiplied with the activation of every layer and computer KL divergence between the teacher’s outputs and students outputs separately and do not multiply it with the activation of the layers anymore. We observe that we get better results by doing this for background and foreground however the results for mask IM lose shape after few epochs. We use KL divergence because leads to entropy minimization between the teacher and student and we obtain results as shown in 14.



(a) A comparison of images generated by the CGN **shape** backbone (*top* row) and those generated by the corresponding SKDCGN given the same input (*bottom* row) for Foreground IM after 30 epochs on test data.



(b) A comparison of images generated by the CGN **texture** backbone (*top* row) and those generated by the corresponding SKDCGN given the same input (*bottom* row) for background IM after 30 epochs on test data.



(c) A comparison of images generated by the **background** backbone (*top* row) and those generated by the corresponding SKDCGN given the same input (*bottom* row) for mask IM after 30 epochs on test data.

Fig. 14: A comparison of images generated by the CGN backbones and those generated by the corresponding SKDCGN (given the same input) mask IM with KL divergence between teacher and student and L1 multiplied with the activation of every layer.

Since this approach gave us better results for several IMs we use the same approach to generate results for ImageNet-1k dataset, and obtain better results. From Fig. 15 we observe that with KL divergence we are able to converge faster than without it.

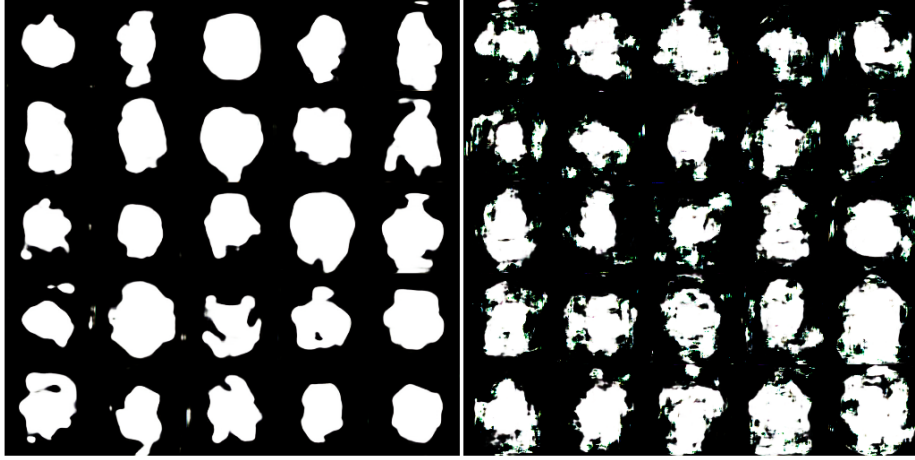



Fig. 15: Left: Mask outputs obtained after 1st epoch of Imagenet1k dataset by SKDCGN and Right: mask outputs obtained after 23rd epoch of Imagenet1k dataset by SKDCGN. Evidently, we observe that by adding KL Divergence we get better results right after 1st epoch, whereas we do not get similar outputs even after 23rd epoch without it.

D.3 MSE instead of L1


In addition, We also tried L2 loss instead of L1 loss but it lead to noisy outputs than previously generated and obtain results as shown in 16. Since, L2 assumes that the influence of noise is independent of the image's local characteristic the images are noisy in nature.



(a) A comparison of images generated by the CGN **shape** backbone (*top* row) and those generated by the corresponding SKDCGN given the same input (*bottom* row) for mask IM after 2 epochs on test data.



(b) A comparison of images generated by the CGN **texture** backbone (*top* row) and those generated by the corresponding SKDCGN given the same input (*bottom* row) for mask IM after 10 epochs on test data.



(c) A comparison of images generated by the **background** backbone (*top* row) and those generated by the corresponding SKDCGN given the same input (*bottom* row) for mask IM after 30 epochs on test data.

Fig. 16: A comparison of images generated by the CGN backbones and those generated by the corresponding SKDCGN (given the same input) mask IM with L2 multiplied with the activation of every layer instead of L1.

References

1. Sara Fridovich-Keil, Raphael Gontijo Lopes, and Rebecca Roelofs. Spectral bias in practice: The role of function frequency in generalization. *CoRR*, abs/2110.02424, 2021.
2. Robert Geirhos, Jörn-Henrik Jacobsen, Claudio Michaelis, Richard S. Zemel, Wieland Brendel, Matthias Bethge, and Felix A. Wichmann. Shortcut learning in deep neural networks. *CoRR*, abs/2004.07780, 2020.
3. Axel Sauer and Andreas Geiger. Counterfactual generative networks. *CoRR*, abs/2101.06046, 2021.
4. Andrew Brock, Jeff Donahue, and Karen Simonyan. Large scale gan training for high fidelity natural image synthesis, 2019.
5. Xuebin Qin, Zichen Vincent Zhang, Chenyang Huang, Masood Dehghan, Osmar R. Zaiane, and Martin Jägersand. U²-net: Going deeper with nested u-structure for salient object detection. *CoRR*, abs/2005.09007, 2020.
6. Lucas Beyer, Xiaohua Zhai, Amélie Royer, Larisa Markeeva, Rohan Anil, and Alexander Kolesnikov. Knowledge distillation: A good teacher is patient and consistent. *CoRR*, abs/2106.05237, 2021.
7. Ting-Yun Chang and Chi-Jen Lu. Tinygan: Distilling biggan for conditional image generation. *CoRR*, abs/2009.13829, 2020.
8. Jia Deng, Wei Dong, Richard Socher, Li-Jia Li, Kai Li, and Li Fei-Fei. Imagenet: A large-scale hierarchical image database. In *2009 IEEE Conference on Computer Vision and Pattern Recognition*, pages 248–255, 2009.
9. Saeed Khorram and Li Fuxin. Cycle-consistent counterfactuals by latent transformations, 2022.
10. Jayaraman J. Thiagarajan, Vivek Sivaraman Narayanaswamy, Deepta Rajan, Jason Liang, Akshay Chaudhari, and Andreas Spanias. Designing counterfactual generators using deep model inversion. *CoRR*, abs/2109.14274, 2021.
11. Geoffrey Hinton, Oriol Vinyals, and Jeffrey Dean. Distilling the knowledge in a neural network. In *NIPS Deep Learning and Representation Learning Workshop*, 2015.
12. Adriana Romero, Nicolas Ballas, Samira Ebrahimi Kahou, Antoine Chassang, Carlo Gatta, and Yoshua Bengio. Fitnets: Hints for thin deep nets, 2014.
13. Sungsoo Ahn, Shell Xu Hu, Andreas Damianou, Neil D. Lawrence, and Zhenwen Dai. Variational information distillation for knowledge transfer. In *2019 IEEE/CVF Conference on Computer Vision and Pattern Recognition (CVPR)*, pages 9155–9163, 2019.
14. Jianping Gou, Baosheng Yu, Stephen John Maybank, and Dacheng Tao. Knowledge distillation: A survey. *CoRR*, abs/2006.05525, 2020.
15. Angeline Aguineldo, Ping-Yeh Chiang, Alexander Gain, Ameya Patil, Kolten Pearson, and Soheil Feizi. Compressing gans using knowledge distillation. *CoRR*, abs/1902.00159, 2019.
16. Alec Radford, Luke Metz, and Soumith Chintala. Unsupervised representation learning with deep convolutional generative adversarial networks, 2015.
17. Shiqi Yang, Yaxing Wang, Joost van de Weijer, Luis Herranz, and Shangling Jui. Generalized source-free domain adaptation. In *Proceedings of the IEEE/CVF International Conference on Computer Vision*, pages 8978–8987, 2021.
18. Ning Ding, Yixing Xu, Yehui Tang, Chao Xu, Yunhe Wang, and Dacheng Tao. Source-free domain adaptation via distribution estimation. *arXiv preprint arXiv:2204.11257*, 2022.

19. Chitwan Saharia, William Chan, Saurabh Saxena, Lala Li, Jay Whang, Emily Denton, Seyed Kamyar Seyed Ghasemipour, Burcu Karagol Ayan, S Sara Mahdavi, Rapha Gontijo Lopes, et al. Photorealistic text-to-image diffusion models with deep language understanding. *arXiv preprint arXiv:2205.11487*, 2022.
20. Gary Marcus, Ernest Davis, and Scott Aaronson. A very preliminary analysis of dall-e 2, 2022.
21. Yuki M Asano and Aaqib Saeed. Extrapolating from a single image to a thousand classes using distillation. *arXiv preprint arXiv:2112.00725*, 2021.
22. Y. Lecun, L. Bottou, Y. Bengio, and P. Haffner. Gradient-based learning applied to document recognition. *Proceedings of the IEEE*, 86(11):2278–2324, 1998.
23. Kaiming He, Xiangyu Zhang, Shaoqing Ren, and Jian Sun. Identity mappings in deep residual networks. In Bastian Leibe, Jiri Matas, Nicu Sebe, and Max Welling, editors, *Computer Vision – ECCV 2016*, pages 630–645, Cham, 2016. Springer International Publishing.
24. Vincent Dumoulin, Jonathon Shlens, and Manjunath Kudlur. A learned representation for artistic style, 2016.
25. Harm de Vries, Florian Strub, Jérémie Mary, H. Larochelle, Olivier Pietquin, and Aaron C. Courville. Modulating early visual processing by language. In *NIPS*, 2017.
26. Han Zhang, Ian Goodfellow, Dimitris Metaxas, and Augustus Odena. Self-attention generative adversarial networks, 2018.
27. Tero Karras, Timo Aila, Samuli Laine, and Jaakko Lehtinen. Progressive growing of gans for improved quality, stability, and variation, 2017.
28. Takeru Miyato and Masanori Koyama. cgans with projection discriminator, 2018.
29. Takeru Miyato, Toshiki Kataoka, Masanori Koyama, and Yuichi Yoshida. Spectral normalization for generative adversarial networks. *CoRR*, abs/1802.05957, 2018.