

Rate Splitting Multiple Access for Next Generation Cognitive Radio Enabled LEO Satellite Networks

Wali Ullah Khan, *Member, IEEE*, Zain Ali, Eva Lagunas, *Senior Member, IEEE*, Asad Mahmood, Muhammad Asif, Asim Ihsan, Symeon Chatzinotas, *Senior Member, IEEE*, Björn Ottersten, *Fellow, IEEE*, and Octavia A. Dobre, *Fellow, IEEE*

Abstract—Low Earth Orbit (LEO) satellite communication (SatCom) has drawn particular attention recently due to its high data rate services and low round-trip latency. It has low launching and manufacturing costs than Medium Earth Orbit (MEO) and Geostationary Earth Orbit (GEO) satellites. Moreover, LEO SatCom has the potential to provide global coverage with a high-speed data rate and low transmission latency. However, the spectrum scarcity might be one of the challenges in the growth of LEO satellites, impacting severe restrictions on developing ground-space integrated networks. To address this issue, cognitive radio and rate splitting multiple access (RSMA) are the two emerging technologies for high spectral efficiency and massive connectivity. This paper proposes a cognitive radio enabled LEO SatCom using RSMA radio access technique with the coexistence of GEO SatCom network. In particular, this work aims to maximize the sum rate of LEO SatCom by simultaneously optimizing the power budget over different beams, RSMA power allocation for users over each beam, and subcarrier user assignment while restricting the interference temperature to GEO SatCom. The problem of sum rate maximization is formulated as non-convex, where the global optimal solution is challenging to obtain. Thus, an efficient solution can be obtained in three steps: first we employ a successive convex approximation technique to reduce the complexity and make the problem more tractable. Second, for any given resource block user assignment, we adopt Karush–Kuhn–Tucker (KKT) conditions to calculate the transmit power over different beams and RSMA power allocation of users over each beam. Third, using the allocated power, we design an efficient algorithm based on the greedy approach for resource block user assignment. For comparison, we propose two suboptimal schemes with fixed power allocation over different beams and random resource block user assignment as the benchmark. Numerical results provided in this work are obtained based on the Monte Carlo simulations, which demonstrate the benefits of the proposed optimization scheme compared to the benchmark schemes.

Index Terms—Rate splitting multiple access, cognitive radio, LEO SatCom, GEO SatCom, spectral efficiency optimization.

I. INTRODUCTION

Satellite communication (SatCom) has recently gained significant attention in industry and academia due to its capability to provide global coverage and support a wide range of services [2]. Three existing SatCom types are the Geostationary Earth Orbit (GEO) satellite, the Medium Earth Orbit (MEO) satellite, and Low Earth Orbit (LEO) satellite. Due to the low orbit profile, the LEO SatCom has the ability to provide high-speed data and connect massive ground users with low round-trip latency [3]. Moreover, its manufacturing and launching costs are comparatively lower than GEO and MEO satellite systems, making it more likely to achieve global coverage. However, the increasing demand for different services would require many LEO satellites in orbit, which can be challenging using limited spectrum resources [4]. In such a spectrum scarcity situation, satellites in different orbits would need to reuse the same spectrum and cover the same geographical area on the earth, creating the issue of mutual interference. Therefore, allocating spectrum efficiently among satellites in different orbits can be a critical issue if not adequately resolved. As a result, the future development of large-scale LEO SatCom networks can be seriously affected. In this regard, researchers are actively pursuing and exploring new approaches for developing next-generation LEO SatCom [5]. One of the potential approaches which can be helpful in this situation is efficient spectrum sharing across different orbits using advanced spectrum allocation techniques [6].

Cognitive radio and rate splitting multiple access (RSMA) have emerged as the promising technologies for providing high spectral efficiency and have the potential to ease the above situation [7], [8]. These technologies can simultaneously accommodate multiple users over the same spectrum and time resources, which significantly enhances the system connectivity. More specifically, in cognitive radio, the licensed primary and unlicensed secondary networks communicate over the same spectrum such that the secondary network would not cause harmful interference to the primary network [9]. On the other side, the fundamental concept of RSMA is to accommodate multiple users over the same spectrum and time resources. According to RSMA protocol, the signal transmitted to the users is divided into two signals, i.e., the common part and the private part [10]. The common parts of the signals

This work has been supported by the Luxembourg National Research Fund (FNR) under the project MegaLEO (C20/IS/14767486). The part of this work is submitted for presentation in IEEE GLOBECOM 2022 [1].

Wali Ullah Khan, Eva Lagunas, Symeon Chatzinotas, and Björn Ottersten are with the Interdisciplinary Center for Security, Reliability and Trust (SnT), University of Luxembourg, 1855 Luxembourg City, Luxembourg (e-mails: {waliullah.khan, eva.lagunas, asad.mahmood, symeon.chatzinotas, bjorn.ottersten}@uni.lu).

Zain Ali is with Department of Electrical and Computer Engineering, University of California, Santa Cruz, USA (e-mail: zainalihan1@gmail.com).

Muhammad Asif is with Guangdong Key Laboratory of Intelligent Information Processing, College of Electronics and Information Engineering, Shenzhen University, Shenzhen, Guangdong China (e-mail: masif@szu.edu.cn).

Asim Ihsan is with the School of Computer Science and Electronic Engineering, Bangor University, Bangor LL57 1UT, U.K. (email: a.ihsan@bangor.ac.uk).

Octavia A. Dobre is with the Department of Electrical and Computer Engineering, Faculty of Engineering and Applied Science, Memorial University, St. John's, NL A1B 3X9, Canada (e-mail: odobre@mun.ca).

can be combined into a single common signal first and then it encoded with a public shared code-book. In contrast, the private parts of the signals can be independently encoded to specific intended users. Each user first decodes the common part of the signal using the shared code-book. Then users reconstruct the original signals from the part of their common and intended private signals using the successive interference cancellation (SIC) technique.

A. Recent Works

The spectrum sharing methods in non-terrestrial networks has gained much interest due to the limited resources. For instance, the authors of [11], [12] have investigated co-channel interference in the coexistence network of LEO and GEO for both uplink and downlink communication, as well as investigated the effect of isolation angle on interference magnitude. Following that, to mitigate the interference between LEO and GEO SatCom networks and efficiently utilize of shared spectrum, the works in [13]–[15] have applied an adaptive power control technique to maximize the throughput of the system. Their proposed power control technique substantially impacts the throughput of the LEO SatCom network. In a similar fashion, the authors in [16] have used beam hopping and power control to realize LEO and GE spectrum sharing. They maximize the spectral efficiency of GEO SatCom while restricting the interference temperature to LEO SatCom. Moreover, Zhang *et al.* [17] have improved the performance of phased array antenna through a nonlinear programming problem such that the quality of services of LEO SatCom and interference to GEO SatCom are protected. The works in [18], [19] have also analysed interference among GEO and non-GEO SatCom systems. Further, Reference [3] has solved a continuous power control problem for dynamic spectrum sharing and cooperative services between GEO and LEO SatCom networks.

Besides the above works that focus on spectral coexistence in non-terrestrial networks, some researchers have proposed non-orthogonal multiple access (NOMA) as a promising alternative for providing higher spectral efficiency and massive connectivity than classic orthogonal multiple access (OMA) approaches. NOMA allows multiple users to communicate over the same spectrum simultaneously. For this, the authors in [20] have considered NOMA in the multiple input multiple output (MIMO) SatCom system to design and optimize the precoding vector and transmit power. Similarly, the work in [21] has addressed the principles, methodology, and challenges of NOMA-based multi-satellite relay transmission. Moreover, the authors of [22] have proposed an optimization algorithm for the user grouping technique and the transmit power allocation for the SatCom network using the NOMA technique. Following that, it is perceived that the sum rate performance in [23] is better than [22], which uses a fixed beamforming method. Further, to reduce the completion time, the authors in [24] have used the concept of cooperative NOMA in LEO SatCom networks. To reduce the power consumption of LEO SatCom, Yin *et al.* [25] have employed NOMA with defective SIC for robust beamforming.

Recently, it has been proved that RSMA outperforms NOMA in providing high spectral efficiency [26]. Although RSMA is extensively integrated to the terrestrial networks, some researchers have also considered RSMA for SatCom networks. For example, authors in [27], [28] have considered RSMA for GEO satellite communication and solved the max-min fairness problem using Weighted Minimum-Mean Square Error approach. Similarly in [29], the authors have considered RSMA for GEO unmanned aerial vehicle integrated networks. They investigate the sum rate maximization problem using sequential convex approximation and the first-order Taylor expansion approaches. Moreover, the works in [30], [31] have investigated the max-min data rate problems in GEO SatCom networks using RSMA technique. They consider RSMA beamforming and two-stage precoding schemes with imperfect channel state information.

B. Motivation and Contributions

Based on the detailed literature, it can be observed that [3], [11]–[17] provide spectrum sharing method, however they do not consider RSMA. Moreover, researchers of [20]–[25] employ NOMA as a multiple access technique instead of RSMA technique. Further, the works in [27]–[31] consider RSMA only in GEO satellite communication and they do not consider cognitive radio. Based on the available literature, the work that considers cognitive radio approach for spectral coexistence of GEO and LEO SatCom network using RSMA technique has not been investigated yet. To fill this potential research gap, this work consider cognitive radio enabled LEO SatCom using RSMA. The objective of this work is to maximize the spectral efficiency of the system under different practical constraints. In particularly, we simultaneously optimize the power budgets over the beams of LEO satellite, power allocation coefficients for ground users over each beam based on RSMA protocol, and resource block user assignment. The optimization framework is subjected to the interference temperature at GEO SatCom from LEO SatCom and the quality of services of LEO users. The formulated problem of spectral efficiency is not convex and obtaining a global optimal solution is challenging. Thus, we first adopt the successive convex approximation technique to make the problem more tractable, where a properly chosen surrogate can efficiently replace the original non-convex function. Then we apply Karush–Kuhn–Tucker (KKT) conditions for power allocation and an efficient algorithm for subcarrier beam assignment based on the greedy approach. We also propose two suboptimal schemes with a fixed power budget at each beam and random subcarrier beam assignment as the benchmark. The main contributions of our paper can be summarized as follow.

- We proposes a cognitive radio enabled for LEO SatCom network using RSMA technique. Specifically, we consider that LEO SatCom operates as a secondary network with the existing primary GEO SatCom by sharing the same spectrum resources. To ensure the quality of services of primary GEO SatCom network, the proposed optimization framework restricts the interference temperature from secondary LEO SatCom to GEO SatCom

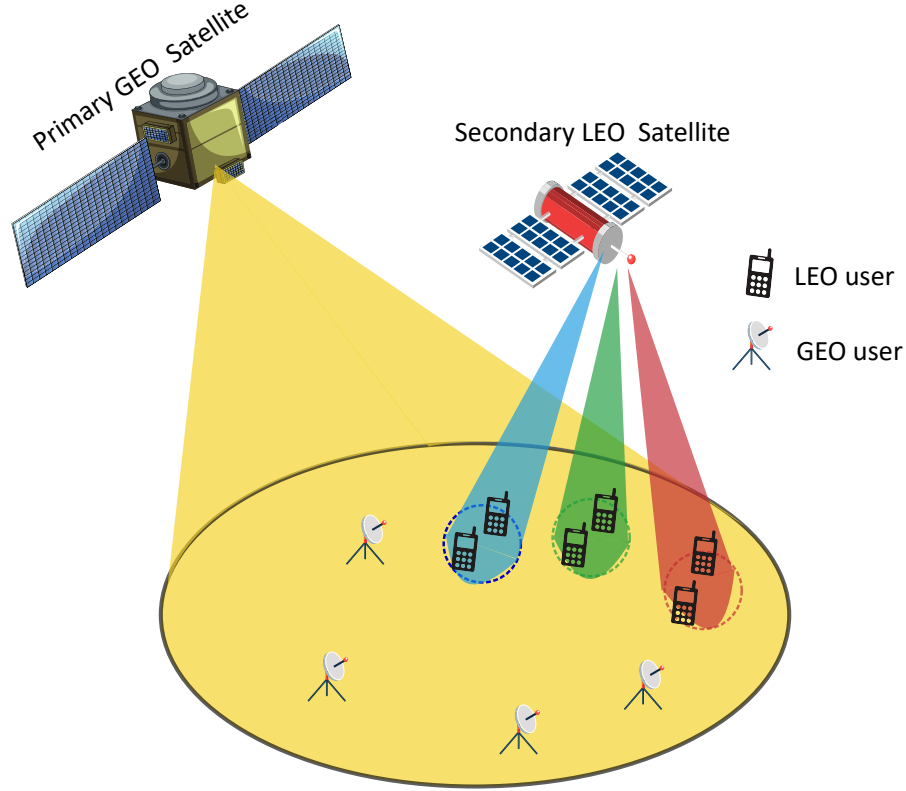


Fig. 1: System Model of cognitive radio enabled SatCom network using RSMA technique, where a licensed primary GEO SatCom network share the available spectrum resources with unlicensed secondary LEO SatCom network in downlink transmission.

network. The primary GEO SatCom uses orthogonal multiple access (OMA) technique to communicate with ground users using multiple resource blocks. The same resource blocks are then solely reused by the beams of LEO SatCom such that each beam uses one resource block to accommodate ground users using RSMA protocol. This work aims to maximize the sum rate of LEO SatCom network by optimizing various network resources such as power budget of different beams at LEO satellite, RSMA power allocation users over each beam, and resource block user assignment.

- The optimization problem of sum rate maximization guarantees the quality of services of LEO users while restricts the interference temperature to GEO users. The optimization problem is formulated as non-convex and coupled with multiple variables, which makes it very challenging to obtain the global optimal solution. Therefore, we obtain a suboptimal yet efficient solution in three steps: first we adopt successive convex approximation technique to reduce the complexity and make the problem tractable. Second, for any given resource block user assignment, we exploit KKT conditions to obtain the closed-form solution over each beam. Third, using the calculated value of power over different beams and RSMA users, we designed an efficient algorithm for resource block user assignment using the greedy approach.
- To evaluate the performance of the proposed framework, numerical results are also provided and discussed. For fair comparison, we also provided two benchmark optimiza-

tion frameworks with fixed power allocation over different beams and random resource block user assignment. In particular, the first benchmark optimizes transmit power of RSMA users and resource block user assignment while distributing the power of satellite over different beams equally. The second benchmark optimizes the transmit power over different beams and RSMA power allocation while assigning resource block user randomly. Results demonstrate the benefits of the proposed optimization framework for cognitive radio enabled LEO SatCom network compared to the other two benchmark frameworks. In addition, our proposed technique is low complex and converges after reasonable number of iterations.

The reminder of this work can be structured as follow. Section II discusses channel and system model of cognitive radio enabled LEO SatCom network, followed by sum rate maximization problem. Section III provides the proposed optimization solution and Section IV provides and discusses the numerical results. Finally, Section V end up this paper with concluding remarks. Different notations used in this work are listed in Table 1.

II. SYSTEM MODEL AND PROBLEM FORMULATION

As shown in Fig. 1, we consider a cognitive radio-enabled multi-beam LEO SatCom network using RSMA technique. In the considered model, LEO SatCom operates as a secondary network in the coverage area of primary GEO SatCom network by sharing the same spectrum resources. LEO SatCom and GEO SatCom share K resource blocks for accommodating

TABLE I: Different symbols and definition

Symbol	Definition
K	Number of resource blocks
M	Number of LEO satellite beams
U	Set of total LEO users
U_m	Set of users over m beam
k	Index of k resource block
m	Index of m beam
u	Index of u user in set N
$s_{m,k}$	Overall signal over k resource block
$s_{m,0,k}$	Common data symbol over k resource block
$s_{m,u,k}$	Private data symbol over k resource block
$p_{m,k}$	Transmitted power of m beam over k
$\eta_{m,0,k}, \eta_{m,u,k}$	RSMA power allocation coefficients
$h_{m,u,k}$	Channel gain from m beam to u user
G_T	Gain of transmit antenna
G_R	Gain of received antenna
D	Distance from satellite to user
c	Speed of light
f_c	Carrier frequency
$y_{m,u,k}$	Received signal at user
$g_{u,k}$	Channel gain from GEO to u user over k
$q_{u,k}$	Transmit power of GEO over k
$e_{j,k}$	Signal of j GEO user over k
$\omega_{m,u,k}$	Additive white Gaussian noise.
W	Bandwidth available at LEO satellite
$R_{m,c,k}$	Data rate of common signal
$x_{m,u,k}$	Assignment variable of user & resource block
$R_{m,u,k}$	Data rate of private signal
σ^2	Noise variance
$I_{R_{m,c,k}}$	RSMA user interference for common signal
$I_{R_{m,u,k}}$	RSMA user interference for private signal
$f_{m,j,k}$	Channel gain from LEO to GEO user
I_{th}	Threshold of maximum interference temperature
R_{min}	Threshold of minimum data rate
P_{tot}	Total power budget of LEO satellite
δ	Positive step size

ground users. To guarantee the quality of services of primary GEO SatCom, our proposed optimization framework restricts the interference temperature from LEO SatCom to the ground users of primary GEO SatCom. We consider that primary GEO SatCom communicates with ground users using OMA technique such that each resource block can accommodate one user. Meanwhile, the secondary LEO SatCom solely reuses the same resource block such that each beam accommodates multiple users through a single resource block using RSMA protocol. This work assumes that the channel state information is perfectly known for the entire network. Let us denote the set of total LEO beams as M , total ground users as U and the subset of users associated with m beam via k resource block as U_m , where $U_m \ll U$ and $m \in M$. Moreover, The common signal of U_m users can be stated as $s_{m,0,k}$ while the private message of u user is denoted as $s_{m,u,k}$, where $u \in U_m$. According to RSMA principle, the common part of users signals associated with m beam over k resource block can be combined into a single common signal. The single common signal and U_m private signals can be then independently en-

coded into streams $s_{m,0,k}, s_{m,1,k}, s_{m,2,k}, \dots, s_{m,U_m,k}$, where $s_{m,0,k}$ and $s_{m,u,k}$ represent the encoded common and private data symbols. The overall transmitted signal of m beam to U_m users over k resource block can be written as

$$s_{m,k} = \sqrt{\eta_{m,0,k} p_{m,k}} s_{m,0,k} + \sum_{u=1}^{U_m} \sqrt{\eta_{m,u,k} p_{m,k}} s_{m,u,k}, \quad (1)$$

where $p_{m,k}$ denotes the transmit power of m beam at k resource block. $\eta_{m,0,k}$ and $\eta_{m,u,k}$ are the power allocation coefficients of the common message $s_{m,0,k}$ and private message $s_{m,u,k}$ over k resource block. We consider a block faded channel model from m beam to u user over k resource as $h_{m,u,k} = \bar{h}_{m,u,k} e^{j2\pi\xi_{m,u,k}}$, where $\xi_{m,u,k}$ denotes the Doppler shift, $j = \sqrt{-1}$, and $\bar{h}_{m,u,k}$ represents the channel gain. Considering large and small scale fading, $\bar{h}_{m,u,k}$ can be expressed as

$$\bar{h}_{m,u,k} = \sqrt{G_T G_R \left(\frac{c}{4\pi f_c d_{m,u,k}} \right)^2} \quad (2)$$

where G_T and G_R are the gains of transmit and received antennas while c is the speed of light and f_c is the carrier frequency. Moreover, $d_{m,u,k}$ denotes the distance between m beam and u user over k resource block. The total signal that u ground user receives from m beam over k resource block can be expressed as

$$\begin{aligned} y_{m,u,k} = & \sqrt{h_{m,u,k} p_{m,k} \eta_{m,0,k}} s_{m,0,k} \\ & + \sqrt{h_{m,u,k}} \sum_{i=1}^{U_m} \sqrt{\eta_{m,i,k} p_{m,k}} s_{m,i,k} \\ & + \sqrt{g_{m,u,k}^{m'} q_{m',u',k}} z_{m',u',k} + \omega_{m,u,k}, \end{aligned} \quad (3)$$

where $g_{m,u,k}^{m'}$ is the channel gain from the m' GEO¹ beam to u user of m LEO beam over k resource block [32], $q_{m',u',k}$ represents transmit power of m' beam for u' user over k resource block, and $z_{m',u',k}$ is the transmitted signal. Moreover, $\omega_{m,u,k}$ is the additive noise of u user. To ensure that the common signal can be successfully decoded by all users associated with m beam of LEO satellite over k resource block, the achievable data rate of the common message can be stated as

$$R_{m,c,k} = \min_{u \in U} W \log_2(1 + \gamma_{m,c,k}), \quad (4)$$

with

$$\gamma_{m,c,k} = \frac{h_{m,u,k} \eta_{m,0,k} p_{m,k}}{g_{m,u,k}^{m'} q_{m',u',k} + I_{R_{m,c,k}} + \sigma^2}, \quad (5)$$

where $I_{R_{m,c,k}} = h_{m,u,k} \sum_{j=1, j \neq u}^U x_{m,j,k} \eta_{m,j,k} p_{m,k}$ is the interference of RSMA users during decoding of common signal, W is the bandwidth available at m beam and σ^2 denotes the noise variance. Next we define an efficient resource block user assignment to beam criterion based on binary decision. Let us

¹The channel model of GEO is different from LEO due to characteristic differences in orbits and terminals. The main difference is that we consider Doppler shift effect in the channel model of LEO due to very high velocity. This effect can be safely ignored in the channel model of GEO.

consider that $x_{m,u,k} \in \{0, 1\}$ is the binary variable of resource block user assignment which can be expressed as

$$x_{m,u,k} = \begin{cases} 1 & \text{if } u \text{ user is assigned to } m \text{ beam over } k \\ & \text{resource block,} \\ 0 & \text{otherwise.} \end{cases} \quad (6)$$

Since $R_{m,c,k}$ is the shared signal between users on k resource block such that $C_{m,u,k}$ denotes the portion of u 's user data rate, where $\sum_{u=1}^U C_{m,u,k} \leq R_{m,c,k}$.

After successfully decoding the common signal $s_{m,0,k}$, each user also decodes its private signal, the achievable data rate of u user to decode its private signal $s_{m,u,k}$ can be written as

$$R_{m,u,k} = W \log_2(1 + \gamma_{m,u,k}), \quad (7)$$

with

$$\gamma_{m,u,k} = \frac{h_{m,u,k} \eta_{m,u,k} p_{m,k}}{g_{m,u,k}^{m'} q_{m',u',k} + I_{R_{m,u,k}} + \sigma^2}, \quad (8)$$

where $I_{R_{m,u,k}} = h_{m,u,k} \sum_{j=1, j \neq u}^U x_{m,j,k} \eta_{m,j,k} p_{m,k}$ denotes the RSMA interference during decoding of private signal. Given the achievable data rate of common and private signals, the total achievable data rate of u user from m beam over k resource block can be written as $R_{tot} = C_{m,u,k} + R_{m,u,k}$.

To ensure the quality of services of GEO SatCom, our optimization framework restrict the interference temperature from LEO SatCom to GEO ground users. Specifically, the interference from m beam of LEO satellite over k resource block at GEO user should be restricted as

$$f_{m',u',k}^m p_{m,k} \leq I_{th}, \forall m, k \quad (9)$$

where I_{th} is the maximum interference temperature threshold to GEO user from m beam of LEO satellite over k resource block.

Given the proposed system model, we seek to maximize the spectral efficiency of cognitive radio enabled LEO SatCom network by optimizing the transmit power of all beams, RSMA power allocation over each beam and resource block user assignment while ensuring the quality of services of both LEO ground users and GEO ground users. This optimal framework can be achieved by formulating and solving the following sum rate maximization problem

$$R_{sum} = \sum_{m=1}^M \sum_{k=1}^K \sum_{u=1}^U x_{m,u,k} (C_{m,u,k}(\eta, \mathbf{c}) + R_{m,u,k}(\eta)) \quad (10)$$

where $\eta = [\eta_{m,0,k}, \eta_{m,1,k}, \eta_{m,2,k}, \dots, \eta_{m,u,k}, \dots, \eta_{m,U,k}]$ is the vector of power allocation coefficients and $\mathbf{c} = [C_{m,1,k}, C_{m,2,k}, \dots, C_{m,u,k}, \dots, C_{m,U,k}]$ denotes the common data rate vector of all users over k subcarrier. The maximum sum rate can be achieved through efficient sub-carrier beam assignment and power allocation at secondary LEO satellite while control the interference temperature to primary GEO satellite and guarantee the minimum data rate of LEO users. A complete optimization framework of joint

power allocation and resource block user assignment can be modeled as

$$\begin{aligned} & \max_{(\eta, \mathbf{c}, \mathbf{x}, \mathbf{p})} R_{sum} \quad (11) \\ & \text{s.t.} \begin{cases} \mathcal{C}_1 : \sum_{m=1}^M \sum_{k=1}^K x_{m,u,k} (C_{m,u,k} + R_{m,u,k}) \geq R_{min}, \forall u, \\ \mathcal{C}_2 : \sum_{u=1}^U x_{m,u,k} C_{m,u,k} \leq R_{m,c,k}, \forall m, k, \\ \mathcal{C}_3 : f_{m',u',k}^m p_{m,k} \leq I_{th}, \forall m, k, \\ \mathcal{C}_4 : \eta_{m,0,k} + \sum_{u=1}^U x_{m,u,k} \eta_{m,u,k} \leq 1, \forall m, k, \\ \mathcal{C}_5 : \sum_{m=1}^M \sum_{k=1}^K p_{m,k} \leq P_{tot}, \\ \mathcal{C}_6 : \sum_{m=1}^M \sum_{k=1}^K x_{m,u,k} = 1, \forall u, \\ \mathcal{C}_7 : x_{m,u,k} \in \{0, 1\}, \forall m, k, u, \end{cases} \end{aligned}$$

where constraint \mathcal{C}_1 guarantees the data rate of u user over k resource block and R_{min} denotes the threshold of minimum data rate. Constraint \mathcal{C}_2 bounds the proposed framework to successfully decode the common signal of all users associated with m beam over k resource block. Constraint \mathcal{C}_3 limits the interference temperature from m beam of LEO satellite to u' GEO user over k resource block. Constraint \mathcal{C}_4 control the total allocated power at each beam while constraint \mathcal{C}_5 controls the total energy consumption of LEO satellite, where P_{tot} shows the total power budget threshold. Then, Constraints \mathcal{C}_6 and \mathcal{C}_6 say that a user should be assigned a single beam and only one resource block.

III. PROPOSED OPTIMIZATION SOLUTION

It can be observed that the sum rate maximization problem in (11) is non-convex due the rate expressions and binary variable. Moreover, the problem is coupled on multiple optimization variables and poses high complexity. Based on the nature of this problem, it is very challenging to obtain the global optimal solution. Thus, a suboptimal yet efficient solution can be achieved in three steps. First, we adopt successive convex approximation (SCA) technique to reduce the complexity and make the optimization problem more tractable. Second, for any given resource block user assignment, the efficient transmit power can be calculated using KKT conditions. Third, using the calculated value of transmit power, we design efficient resource block user assignment based on greedy approach. According to SCA technique [33], the original non-convex functions can be efficiently replaced by properly chosen surrogates. By applying this, the data rate of u user associated with m beam over k resource block can be written as

$$R_{m,u,k} = W \tau_{m,u,k} \log_2(\gamma_{m,u,k}) + \varpi_{m,u,k}, \quad (12)$$

where $\tau_{m,u,k} = \frac{\gamma_{m,u,k}}{1 + \gamma_{m,u,k}}$ and $\varpi_{m,u,k} = \log_2(1 + \gamma_{m,u,k}) - \tau_{m,u,k} \log_2(\gamma_{m,u,k})$. Similarly, we apply SCA for the data rate of the common message as

$$R_{m,c,k} = \min_{u \in U} W \log_2(1 + \gamma_{m,c,k}) + \varpi_{m,c,k}, \quad (13)$$

where $\tau_{m,c,k} = \frac{\gamma_{m,c,k}}{1 + \gamma_{m,c,k}}$ and $\varpi_{m,c,k} = \log_2(1 + \gamma_{m,c,k}) - \tau_{m,c,k} \log_2(\gamma_{m,c,k})$. Next, for any given resource block user

assignment, we calculate efficient power budget for different beams at LEO satellite and RSMA power allocation for users at each beam. The original joint problem in (11) can be efficiently re-transformed to power allocation subproblem as

$$\begin{aligned} & \max_{(\boldsymbol{\eta}, \mathbf{c}, \mathbf{p})} R_{sum} \\ & s.t. \quad C_1, C_2, C_3, C_4, C_5. \end{aligned} \quad (14)$$

Now we define a Lagrangian of problem (14) as

$$\begin{aligned} L = & - \sum_{m=1}^M \sum_{k=1}^K \sum_{u=1}^U x_{m,u,k} (C_{m,u,k}(\boldsymbol{\eta}, \mathbf{c}) + R_{m,u,k}(\boldsymbol{\eta})) + \\ & \sum_{u=1}^U \lambda_{1u} \left(R_{min} - \sum_{m=1}^M \sum_{k=1}^K x_{m,u,k} (C_{m,u,k} + R_{m,u,k}) \right) + \\ & \sum_{m=1}^M \sum_{k=1}^K \lambda_{2m,k} x_{m,u,k} \left(\sum_{u=1}^U C_{m,u,k} - R_{m,c,k} \right) + \sum_{m=1}^M \sum_{k=1}^K \\ & \lambda_{3m,k} \left(f_{m',u',k}^m p_{m,k} - I_{th} \right) + \sum_{m=1}^M \sum_{k=1}^K \lambda_{4m,k} \left(\eta_{m,0,k} + \right. \\ & \left. \sum_{u=1}^U x_{m,u,k} \eta_{m,u,k} - 1 \right) + \lambda_5 \left(\sum_{m=1}^M \sum_{k=1}^K p_{m,k} - P_{tot} \right). \end{aligned} \quad (15)$$

where λ represent Lagrangian multipliers. Now we applying KKT conditions [34] to calculate transmit power over each beam by computing partial derivation with respect to $p_{m,k}$. It can be obtained as

$$\zeta_3 p_{m,k}^3 + \zeta_2 p_{m,k}^2 + \zeta_1 p_{m,k} + \zeta_0 = 0, \quad (16)$$

where the values of ζ_3 , ζ_2 , ζ_1 and ζ_0 are defined as

$$\begin{aligned} \zeta_3 = & \sum_{u=1}^U \sum_{j=1, j \neq u}^U h_{m,j,k} h_{m,u,k} \eta_{m,j,k} \eta_{m,u,k} x_{m,j,k} x_{m,u,k} \\ & (\lambda_5 + f_{m',u',k}^m \lambda_{3m,k} x_{m,u,k}), \end{aligned} \quad (17)$$

$$\begin{aligned} \zeta_2 = & \sum_{u=1}^U \sum_{j=1, j \neq u}^U h_{m,j,k} \eta_{m,u,k} (I_p + \sigma^2) x_{m,u,k} (\lambda_5 + f_{m',u',k}^m \\ & \lambda_{3m,k} x_{m,u,k}) + h_{m,u,k} \eta_{m,j,k} x_{m,j,k} (\lambda_5 (I_p + \sigma^2) + \\ & f_{m',u',k}^m \lambda_{3m,k} (I_p + \sigma^2) x_{m,u,k} - h_{m,j,k} \eta_{m,u,k} \\ & (\lambda_{2m,k} \gamma_{m,c,k} + \lambda_{1u} \gamma_{m,u,k}) W x_{m,u,k}), \end{aligned} \quad (18)$$

$$\begin{aligned} \zeta_1 = & \sum_{u=1}^U \sum_{j=1, j \neq u}^U (I_p + \sigma^2) (\lambda_5 \sigma^2 + f_{m,k} \lambda_{3m,k} \sigma^2 x_{m,u,k} \\ & + I_p (\lambda_5 + f_{m',u',k}^m \lambda_{3m,k} x_{m,u,k}) + W (-h_{m,j,k} \eta_{m,u,k} \\ & (\lambda_{2m,k} \gamma_{m,c,k} + \gamma_{m,u,k} + \lambda_{1u} \gamma_{m,u,k}) x_{m,u,k} \\ & - h_{m,u,k} \eta_{m,j,k} x_{m,j,k} (\gamma_{m,j,k} x_{m,j,k} \\ & + \lambda_{2m,k} \gamma_{m,c,k} x_{m,u,k} + \lambda_{1u} \gamma_{m,u,k} x_{m,u,k}))), \end{aligned} \quad (19)$$

$$\begin{aligned} \zeta_0 = & \sum_{u=1}^U \sum_{j=1, j \neq u}^U -(I_p + \sigma^2)^2 W (\gamma_{m,j,k} x_{m,j,k} + (\lambda_{2m,k} \gamma_{m,c,k} \\ & + \gamma_{m,u,k} + \lambda_{1u} \gamma_{m,u,k}) x_{m,u,k}), \end{aligned} \quad (20)$$

with $I_p = g_{m,u,k}^{m'} q_{m',u',k}$ which represents the interference from GEO transmissions to LEO ground users. Next we find the solution of $p_{m,k}$ which can be obtained by solving the polynomial in (16) using any mathematical solver. Then solving for $\eta_{m,n,k}$ can be obtained as

$$\eta_{m,n,k} = \frac{\mu_1 \pm \sqrt{\mu_2}}{\mu_3}, \quad (21)$$

where there values of μ_1 , μ_2 and μ_3 can be written as

$$\begin{aligned} \mu_1 = & \sum_{j=1, j \neq u}^U -\lambda_{4m,k} (I_p + \sigma^2) + h_{m,j,k} p_{m,k} W (-\gamma_{m,j,k} \\ & x_{m,j,k} + (1 + \lambda_{1u}) \gamma_{m,u,k} x_{m,u,k}), \end{aligned} \quad (22)$$

$$\begin{aligned} \mu_2 = & \sum_{j=1, j \neq u}^U 4h_{m,j,k} (1 + \lambda_{1u}) \lambda_{4m,k} p_{m,k} (I_p + \sigma^2) \gamma_{m,u,k} W \\ & x_{m,u,k} + (\lambda_{4m,k} (I_p + \sigma^2) h_{m,j,k} p_{m,k} (\gamma_{m,j,k} x_{m,j,k} - \\ & (1 + \lambda_{1u}) \gamma_{m,u,k} x_{m,u,k}))^2, \end{aligned} \quad (23)$$

$$\mu_3 = \sum_{j=1, j \neq u}^U 2h_{m,j,k} \lambda_{4m,k} p_{m,k} x_{m,u,k}. \quad (24)$$

Similarly we solve $\eta_{m,0,k}$. The value of $\eta_{m,0,k}$ can be computed as

$$\eta_{m,0,k} = \frac{\lambda_{2m,k} \gamma_{m,c,k} W}{\lambda_{4m,k}}. \quad (25)$$

As we can see that the considered problem is affine with respect to $C_{m,u,k}$, therefore, we employ a sub-gradient method to optimize $C_{m,u,k}$ and the associated Lagrangian multipliers. Based on sub-gradient method, in each iteration, the value of $C_{m,u,k}$ can be updated as

$$C_{m,u,k} = C_{m,u,k} + \delta(1 + \lambda_{1u} - \lambda_{2m,k}). \quad (26)$$

Accordingly, the values of Lagrangian multipliers can be updated as

$$\lambda_{1u} = \lambda_{1u} + \delta \left(R_{min} - \sum_{m=1}^M \sum_{k=1}^K x_{m,u,k} (C_{m,u,k} + R_{m,u,k}) \right), \quad (27)$$

$$\lambda_{2m,k} = \lambda_{2m,k} + \delta x_{m,u,k} \left(\sum_{u=1}^U C_{m,u,k} - R_{m,c,k} \right), \quad (28)$$

$$\lambda_{3m,k} = \lambda_{3m,k} + \delta \left(f_{m',u',k}^m p_{m,k} - I_{th} \right), \quad (29)$$

$$\lambda_{4m,k} = \lambda_{4m,k} + \delta \left(\eta_{m,0,k} + \sum_{u=1}^U x_{m,u,k} \eta_{m,u,k} - 1 \right), \quad (30)$$

$$\lambda_5 = \lambda_5 + \delta \left(\sum_{m=1}^M \sum_{k=1}^K p_{m,k} - P_{tot} \right). \quad (31)$$

where δ is the positive step size.

Algorithm 1: Resource Block User Assignment

Step 1: Initialize all the system parameters

Step 2: Assignment process

- 1) **Set** $U_m = U_m = \lceil \frac{U}{M} \rceil$, $x = \text{zeros}(M, U, K)$
 - 2) **for** $a = 1 : U_m$
 - 3) **for** $b = 1 : M$
 - 4) **for** $c = 1 : K$
 - 5) **Find** e such that $h_{m,e,k} = \max(h_{m,:,k})$ (where $h_{m,:,k}$ are the channel gains of all users not assigned a beam yet)
 - 6) **Set** $x_{m,u,k} = 1$
 - 7) **Remove** user e from the list of users awaiting subcarrier and beam assignment
 - 8) **end for**
 - 9) **end for**
 - 10) **end for**
 - 11) **Return** $x_{m,u,k}$
-

Next, we solve the problem for efficient resource block user assignment. For available power allocation, the problem (11) can be simplified to a resource block user assignment subproblem as

$$\begin{aligned} & \max_{(\mathbf{x})} R_{sum} \\ & \text{s.t. } C_1, C_2, C_6, C_7. \end{aligned} \quad (32)$$

To solve problem (32), we propose an efficient algorithm based on a greedy approach. According to this algorithm, the problem can be solved such that the best available option for resource block user assignment can be selected at any given moment [35]. This algorithm always goes for the best local option to produce the global best result. For U LEO users in the system, each beam is transmitting data to U_m subset of users where U_m is computed as $U_m = U_m = \lceil \frac{U}{M} \rceil$ the $\lceil \psi \rceil$ function rounds up ψ to the closest integer. Then each beam of every subcarrier is allocated to the user, which has maximum channel gain on the beam. After this, the assigned user is removed from the list of the users that are not allocated a beam yet. Similarly, a user is assigned to every beam. This process is repeated U_m times. At the end, each beam has approximately U_m users, and we get the efficient solution of $x_{m,u,k}$ ². The detailed steps of the proposed technique are also summarized in Algorithm 1.

IV. NUMERICAL RESULTS AND DISCUSSION

This section provides numerical results and their discussion. Unless stated otherwise we set the values of the following parameters for simulations. The number of resource blocks as $K = 5$, number of beams as $M = 5$, number of LEO users as $U = 2K$, maximum interference threshold to GEO users as $I_{th} = 3$ Watts, minimum data rate of each user as $R_{min} = 1$ Mbps, total transmit power as $P_{tot} = 60$ Watts, $\frac{G_T G_R \lambda}{4\pi d_{m,u,k}} = 1$

²Here, it is important to mention that we do not claim this technique to provide the optimal value of $x_{m,u,k}$. However, it can be seen in the results section that our algorithm provides very good performance compared to the case where channels and beams are assigned randomly.

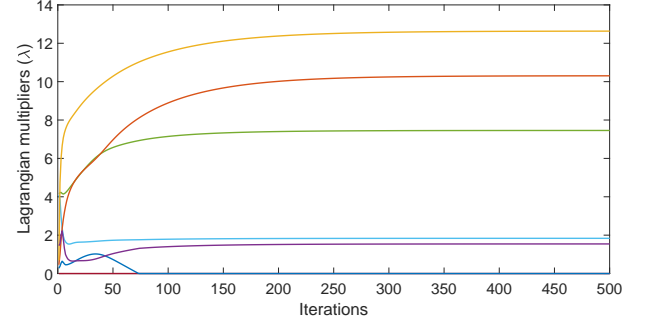


Fig. 2: Convergence of Lagrangian multipliers involved in the *proposed framework*.

TABLE II: Simulation parameters

Parameter	Value
Frequency band f_c	19 GHz(Ka)
Total power budget P_{tot}	60 Watts
Number of LEO beams M	5
Number of LEO ground users U	$2M$
Number of resource blocks K	5
Interference from LEO to GEO I_{th}	3 Watts
Interference from GEO to LEO I_P	4 Watts
Minimum data rate of LEO user R_{min}	1 Mbps
Bandwidth over each LEO beam	10 MHz
Channel realization	10^3
Noise power density σ^2	-170 dBm

[20], and interference from GEO satellite over each resource block as $I_p = 4$ Watts³. Moreover, we consider the frequency band as 19 GHz(Ka) and bandwidth over each beam as $W = 10$ MHz. We compare the performance of three optimization frameworks, i.e., *proposed framework*, *benchmark framework 1* and *benchmark framework 2*, respectively. In *proposed framework*, we optimize the values of $x_{m,u,k}$, $p_{m,k}$, $\eta_{m,n,k}$ and $C_{m,u,k}$ as provided in Section III. In *benchmark framework 1*, the values of all other variables are optimized where as the available power is distributed equally among all the beams such that the interference threshold is not violated i.e., $p_{m,k} = \min\left(\frac{I_{th}}{f_{m,k}}, \frac{P_{tot}}{MK}\right)$. In the case of *benchmark framework 2*, all the other variables are optimized but the resource block and users are assigned to each beam randomly.

First, we study the complexity of the *proposed framework*. Here we refer complexity to the number of iteration required for the convergence of the Lagrangian multipliers involved in the *proposed framework*. Therefore, in a given iteration, the complexity of the *proposed framework* can be expressed as $\mathcal{O}(2UMK)$, where the U is the number ground users, M denotes the number of LEO beams and K is the set of resource blocks. Now we consider that the total iterations required for the optimization process is Ψ , then the total computational complexity of the *proposed framework* can be written as $\mathcal{O}(2\Psi UMK)$. To further validate our analysis, we plot λ versus number of iterations as shown in Fig. 2. We can see that different values in λ converge within reasonable

³In the proposed framework, each beam can use a single resource block for communication with two LEO RSMA users

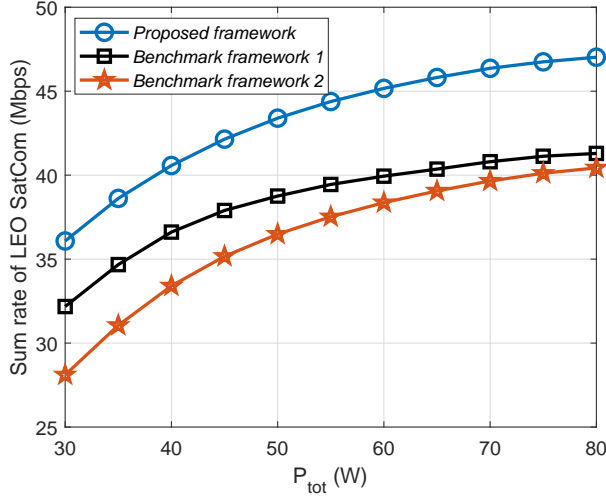


Fig. 3: Impact of P_{tot} on the sum rate of the system and the performance comparison of different optimization frameworks.

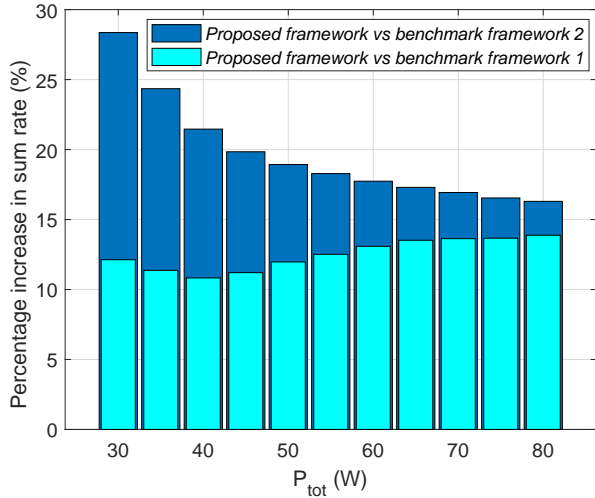


Fig. 4: Percentage gain in sum rate by the proposed framework compared to benchmark framework 1 and benchmark 2.

number of iterations. Overall our *proposed framework* provides significant performance in terms of the sum rate of the system by optimizing multiple variables of the system with reasonable complexity.

Figure 3 studies the effect of P_{tot} on the sum rate offered by all the proposed frameworks. An increase in P_{tot} results in increasing the sum rate in all proposed optimization frameworks. An interesting thing to note here is that when P_{tot} is increased, the performance gap between *benchmark framework 2* and *benchmark framework 1* decreases while the gap between *proposed framework* and *benchmark framework 1* increases. This is because in the case of *proposed framework* and *benchmark framework 2*, when the interference threshold of a beam is met with equality, the remaining power is distributed efficiently among other beams, which can not be done in the case of *benchmark framework 1*. It is also clear from Fig. 3 that the *proposed framework* provides the best performance for any value of P_{tot} . Further, it can be seen that optimizing

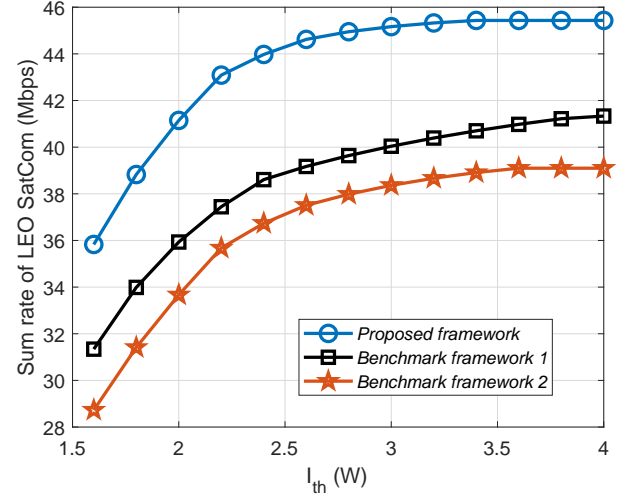


Fig. 5: The effect of increasing I_{th} on the sum rate of the system offered by all schemes for increase the total available power of LEO SatCom network.

$x_{m,u,k}$ is more beneficial than optimizing $p_{m,k}$, as *benchmark framework 1* outperforms *benchmark framework 2*. Further, Fig 4 shows the percentage gain in sum rate of LEO SatCom network when the *proposed framework* is employed to the proposed model instead for the *benchmark framework 1* and *benchmark framework 2*. This figure shows that the percentage gain in sum rate⁴ decreases with increasing P_{tot} when the *proposed framework* is compared with *benchmark framework 2*. However, when the *proposed framework* is compared to the *benchmark framework 1*, initially there is a slight decrease in the percentage gain, but after a certain point, as shown in Fig. 3, the *benchmark framework 1* starts to show convergence behaviour where increasing P_{tot} has very little impact on the sum rate of the system. Therefore, at these points, the percentage increase in the sum rate of employing the *proposed framework* starts to increase.

The impact of increasing I_{th} on the sum rate of the system is shown in Fig. 5. An increase in I_{th} results in increasing the sum rate of LEO SatCom network because the transmission power can be increased while satisfying the interference threshold. However, after a certain value of I_{th} when the threshold is further increased, the sum rate remains unchanged in the case of *proposed framework*. Because at this point, the transmission is already being done with full available power. An interesting thing to note in Fig. 5 is that initially, the gap between *benchmark framework 1* and *benchmark framework 2* is more, which decreases with increasing I_{th} but after a certain point, the gap starts to increase again. This is because at smaller values of I_{th} , the transmission power of all the beams is bounded by the interference threshold. When the value of I_{th} is increased, the transmission power of some beams becomes unbounded by the threshold. At these points, the frameworks where $p_{m,k}$ is optimized allocate the extra power from the bounded beams to other beams.

⁴Percentage gain is computed as

$$\frac{(\text{Rate of Proposed framework} - \text{Rate of Benchmark}) \times 100}{\text{Rate of Benchmark}}$$

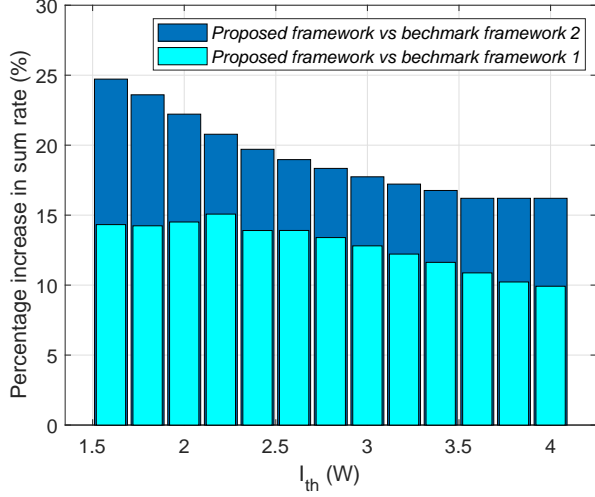


Fig. 6: Percentage gain in sum rate by the proposed framework compared to benchmark framework 1 and benchmark 2 when increase the interference temperature threshold from LEO SatCom to GEO SatCom.

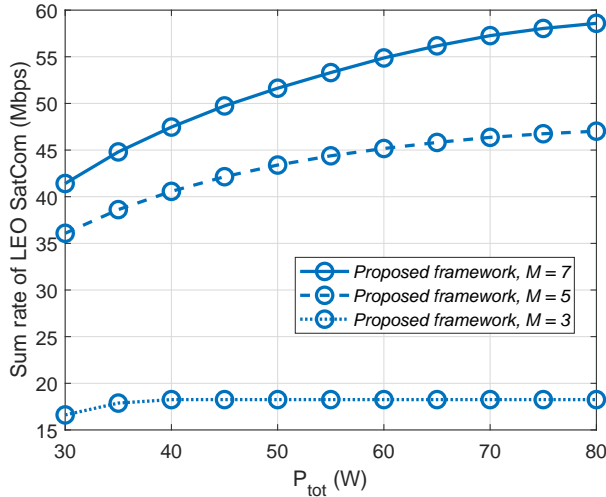


Fig. 7: Impact of number of beams at LEO satellite on the performance of the system when increasing the total transmit power.

Thus, the gap in performance increases. However, after a certain point, when I_{th} is further increased, the transmission power of no beam is bounded by I_{th} . Hence, at these points, the benefit of optimizing $p_{m,k}$ increases. Therefore, the gap between *benchmark framework 1* and *benchmark framework 2* increases and performance gap between *benchmark framework 1* and *proposed framework* decreases at these values of I_{th} . Moreover, Fig 6 depicts the percentage gain in sum rate of LEO SatCom network when the *proposed framework* is employed to the proposed model instead for the *benchmark framework 1* and *benchmark framework 2*. This figure shows that the percentage gain in sum rate decreases with increasing I_{th} when the *proposed framework* is compared with *benchmark framework 2*. However, when the *proposed framework* is compared to the *benchmark framework 1*, initially there is a slight decrease in the percentage gain, but after a certain

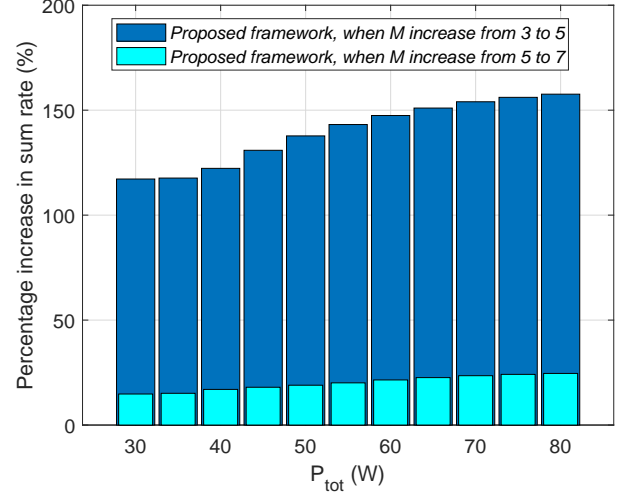


Fig. 8: Percentage gain in sum rate by the proposed framework when changes the number of beams at LEO SatCom.

point, as shown in Fig. 3, the *benchmark framework 1* starts to show convergence behaviour where increasing I_{th} has very little impact on the sum rate of the system. Therefore, at these points, the percentage increase in the sum rate of employing the *proposed framework* starts to increase.

The impact of number of beams M on the sum rate of the system using the *proposed framework* is shown in Fig. 7. It can be seen from the figure that the *proposed framework* with more beams provides better performance compared to those with less beams. It is because more M accommodate more RSMA users which enhances the sum rate of SatCom network. Further, when P_{tot} is increased after a certain point, there is no improvement in the system performance because the transmission power of each beam ($p_{m,k}$) becomes bounded by the interference threshold (I_{th}). However, the point where increasing P_{tot} has no impact on the sum rate (convergence like behaviour) comes sooner for the systems with smaller value of M . Besides, Fig. 8 shows that a significant impact in performance by *proposed framework* is achieved when the value of M is increased from 3 to 5. For example, the percentage gain in sum rate by adding just two beams is more than 100%. However, when the value of M is increased from 5 to 7, the percentage increase in the sum rate is far less. Further, the percentage increase in the sum rate by applying *proposed framework* increase with the increasing P_{tot} . This is because the system with smaller M shows convergence like behaviour (where increasing P_{tot} little impact on the sum rate) for smaller values of P_{tot} . Therefore, it becomes more beneficial to have larger values of P_{tot} when the LEO satellite has larger number of beams.

V. CONCLUSION

Cognitive radio and RSMA have the potential to provide massive connectivity in space-ground communication networks. This paper has proposed RSMA for cognitive radio GEO-LEO coexisting satellite networks. Specifically, a new solution for maximizing the spectral efficiency of the

secondary LEO system has been provided. The proposed framework has simultaneously optimized the transmit power of all beams, RSMA based power allocation over each beam, and subcarrier beam assignment subject to each user's minimum rate and interference temperature to GEO users. Successive convex approximation technique, KKT conditions, and greedy-based algorithm have been adopted to obtain the efficient solution. The proposed optimization scheme significantly improves the system performance with reasonable complexity.

REFERENCES

- [1] W. A. Khan *et al.*, "Rate splitting multiple access for cognitive radio GEO-LEO co-existing satellite networks," in *IEEE Global Communications Conference*, 2022, pp. 1–6, (submitted for review).
- [2] T. S. Abdu, S. Kisseleff, E. Lagunas, and S. Chatzinotas, "Flexible resource optimization for GEO multibeam satellite communication system," *IEEE Transactions on Wireless Communications*, vol. 20, no. 12, pp. 7888–7902, Dec. 2021.
- [3] P. Gu, R. Li, C. Hua, and R. Tafazolli, "Dynamic cooperative spectrum sharing in a multi-beam LEO-GEO co-existing satellite system," *IEEE Transactions on Wireless Communications*, vol. 21, no. 2, pp. 1170–1182, Feb. 2022.
- [4] C.-Q. Dai, M. Zhang, C. Li, J. Zhao, and Q. Chen, "QoE-aware intelligent satellite constellation design in satellite internet of things," *IEEE Internet of Things Journal*, vol. 8, no. 6, pp. 4855–4867, Mar. 2021.
- [5] S. Maleki, S. Chatzinotas, B. Evans, K. Liolis, J. Grotz, A. Vanelli-Coralli, and N. Chuberre, "Cognitive spectrum utilization in ka band multibeam satellite communications," *IEEE Communications Magazine*, vol. 53, no. 3, pp. 24–29, 2015.
- [6] O. Kodheli *et al.*, "Satellite communications in the new space era: A survey and future challenges," *IEEE Communications Surveys Tutorials*, vol. 23, no. 1, pp. 70–109, Firstquarter 2021.
- [7] W. S. H. M. W. Ahmad *et al.*, "5G technology: Towards dynamic spectrum sharing using cognitive radio networks," *IEEE Access*, vol. 8, pp. 14 460–14 488, 2020.
- [8] L. Dai, B. Wang, Z. Ding, Z. Wang, S. Chen, and L. Hanzo, "A survey of non-orthogonal multiple access for 5G," *IEEE Communications Surveys Tutorials*, vol. 20, no. 3, pp. 2294–2323, Thirdquarter 2018.
- [9] X. Lu, P. Wang, D. Niyato, and E. Hossain, "Dynamic spectrum access in cognitive radio networks with RF energy harvesting," *IEEE Wireless Communications*, vol. 21, no. 3, pp. 102–110, June 2014.
- [10] Z. Yang, M. Chen, W. Saad, and M. Shikh-Bahaei, "Optimization of rate allocation and power control for rate splitting multiple access (RSMA)," *IEEE Transactions on Communications*, vol. 69, no. 9, pp. 5988–6002, Sept. 2021.
- [11] H. Wang, C. Wang, J. Yuan, Y. Zhao, R. Ding, and W. Wang, "Coexistence downlink interference analysis between LEO system and GEO system in Ka band," in *2018 IEEE/CIC International Conference on Communications in China (ICCC)*, 2018, pp. 465–469.
- [12] C.-S. Park, C.-G. Kang, Y.-S. Choi, and C.-H. Oh, "Interference analysis of geostationary satellite networks in the presence of moving non-geostationary satellites," in *2010 2nd International Conference on Information Technology Convergence and Services*, 2010, pp. 1–5.
- [13] S. K. Sharma, S. Chatzinotas, and B. Ottersten, "In-line interference mitigation techniques for spectral coexistence of GEO and NGE satellites," *International Journal of Satellite Communications and Networking*, vol. 34, no. 1, pp. 11–39, 2016.
- [14] R. Li, P. Gu, and C. Hua, "Optimal beam power control for co-existing multibeam GEO and LEO satellite system," in *2019 11th International Conference on Wireless Communications and Signal Processing (WCSP)*, 2019, pp. 1–6.
- [15] P. Gu, R. Li, C. Hua, and R. Tafazolli, "Cooperative spectrum sharing in a co-existing LEO-GEO satellite system," in *GLOBECOM 2020 - 2020 IEEE Global Communications Conference*, 2020, pp. 1–6.
- [16] C. Wang, D. Bian, S. Shi, J. Xu, and G. Zhang, "A novel cognitive satellite network with GEO and LEO broadband systems in the downlink case," *IEEE Access*, vol. 6, pp. 25 987–26 000, 2018.
- [17] C. Zhang, J. Jin, H. Zhang, and T. Li, "Spectral coexistence between LEO and GEO satellites by optimizing direction normal of phased array antennas," *China Communications*, vol. 15, no. 6, pp. 18–27, 2018.
- [18] M. Jalali, F. Ortiz, E. Lagunas, S. Kisseleff, L. Emiliani, and S. Chatzinotas, "Radio regulation compliance of NGSO constellations' interference towards GSO ground stations," in *IEEE PIMRC 2022*, 2022, pp. 1–6.
- [19] T. Wang, W. Li, and Y. Li, "Co-frequency interference analysis between large-scale NGSO constellations and GSO systems," in *2020 International Conference on Wireless Communications and Signal Processing (WCSP)*. IEEE, 2020, pp. 679–684.
- [20] Z. Gao, A. Liu, C. Han, and X. Liang, "Sum rate maximization of massive MIMO NOMA in LEO satellite communication system," *IEEE Wireless Communications Letters*, vol. 10, no. 8, pp. 1667–1671, 2021.
- [21] L. Bai, L. Zhu, X. Zhang, W. Zhang, and Q. Yu, "Multi-satellite relay transmission in 5G: Concepts, techniques, and challenges," *IEEE Network*, vol. 32, no. 5, pp. 38–44, 2018.
- [22] X. Zhu, C. Jiang, L. Kuang, N. Ge, and J. Lu, "Non-orthogonal multiple access based integrated terrestrial-satellite networks," *IEEE Journal on Selected Areas in Communications*, vol. 35, no. 10, pp. 2253–2267, 2017.
- [23] Z. Lin, M. Lin, J.-B. Wang, T. de Cola, and J. Wang, "Joint beamforming and power allocation for satellite-terrestrial integrated networks with non-orthogonal multiple access," *IEEE Journal of Selected Topics in Signal Processing*, vol. 13, no. 3, pp. 657–670, 2019.
- [24] Z. Gao, A. Liu, C. Han, and X. Liang, "Max completion time optimization for internet of things in LEO satellite-terrestrial integrated networks," *IEEE Internet of Things Journal*, vol. 8, no. 12, pp. 9981–9994, 2021.
- [25] J. Chu, X. Chen, C. Zhong, and Z. Zhang, "Robust design for NOMA-based multibeam LEO satellite Internet of things," *IEEE Internet of Things Journal*, vol. 8, no. 3, pp. 1959–1970, 2021.
- [26] Y. Mao, O. Dizdar, B. Clerckx, R. Schober, P. Popovski, and H. V. Poor, "Rate-splitting multiple access: Fundamentals, survey, and future research trends," *IEEE Communications Surveys & Tutorials*, pp. 1–1, 2022.
- [27] L. Yin and B. Clerckx, "Rate-splitting multiple access for multibeam satellite communications," in *2020 IEEE International Conference on Communications Workshops (ICC Workshops)*, 2020, pp. 1–6.
- [28] L. Yin *et al.*, "Rate-splitting multiple access for multigroup multicast and multibeam satellite systems," *IEEE Transactions on Communications*, vol. 69, no. 2, pp. 976–990, Feb. 2021.
- [29] Z. Lin, M. Lin, T. de Cola, J.-B. Wang, W.-P. Zhu, and J. Cheng, "Supporting IoT with rate-splitting multiple access in satellite and aerial-integrated networks," *IEEE Internet of Things Journal*, vol. 8, no. 14, pp. 11 123–11 134, July 2021.
- [30] L. Yin, O. Dizdar, and B. Clerckx, "Rate-splitting multiple access for multigroup multicast cellular and satellite communications: PHY layer design and link-level simulations," in *2021 IEEE International Conference on Communications Workshops (ICC Workshops)*, 2021, pp. 1–6.
- [31] Z. W. Si, L. Yin, and B. Clerckx, "Rate-splitting multiple access for multigateway multibeam satellite systems with feeder link interference," *IEEE Transactions on Communications*, vol. 70, no. 3, pp. 2147–2162, Mar. 2022.
- [32] W. U. Khan, E. Lagunas, A. Mahmood, S. Chatzinotas, and B. Ottersten, "When RIS meets geo satellite communications: a new optimization framework in 6G," *arXiv preprint arXiv:2202.00497*, 2022.
- [33] M. Hong, Q. Li, and Y.-F. Liu, "Decomposition by successive convex approximation: A unifying approach for linear transceiver design in heterogeneous networks," *IEEE Transactions on Wireless Communications*, vol. 15, no. 2, pp. 1377–1392, Feb. 2016.
- [34] W. U. Khan, M. A. Jamshed, E. Lagunas, S. Chatzinotas, X. Li, and B. Ottersten, "Energy efficiency optimization for backscatter enhanced NOMA cooperative V2X communications under imperfect CSI," *IEEE Transactions on Intelligent Transportation Systems*, pp. 1–12, 2022.
- [35] M. O. K. Mendonça, P. S. R. Diniz, T. N. Ferreira, and L. Lovisolo, "Antenna selection in massive MIMO based on greedy algorithms," *IEEE Transactions on Wireless Communications*, vol. 19, no. 3, pp. 1868–1881, March 2020.