

Risk-Aware Linear Bandits: Theory and Applications in Smart Order Routing

Jingwei Ji

Viterbi School of Engineering, University of Southern California, jingweij@usc.edu,

Renyuan Xu*

Viterbi School of Engineering, University of Southern California, renyuanx@usc.edu,

Ruihao Zhu*

SC Johnson College of Business, Cornell University, ruihao.zhu@cornell.edu

Motivated by practical considerations in machine learning for financial decision-making, such as risk-aversion and large action space, we initiate the study of risk-aware linear bandits. Specifically, we consider regret minimization under the mean-variance measure when facing a set of actions whose rewards can be expressed as linear functions of (initially) unknown parameters. Driven by the variance-minimizing G-optimal design, we propose the Risk-Aware Explore-then-Commit (**RISE**) algorithm and the Risk-Aware Successive Elimination (**RISE++**) algorithm. Then, we rigorously analyze their regret upper bounds to show that, by leveraging the linear structure, the algorithms can dramatically reduce the regret when compared to existing methods. Finally, we demonstrate the performance of the algorithms by conducting extensive numerical experiments in a synthetic smart order routing setup. Our results show that both **RISE** and **RISE++** can outperform the competing methods, especially in complex decision-making scenarios.

Key words: online learning, bandit, regret analysis, machine learning theory, smart order routing, algorithmic trading, mean-variance, risk-aware decision-making

1. Introduction

Increasing amount of financial data has revolutionized the techniques on data analytics, and brought new theoretical and computational challenges to the finance industry. In contrast to classical stochastic control theory and other analytical approaches, which typically rely heavily on model assumptions, machine learning based approaches can fully leverage the large amount of financial data with much fewer model assumptions to improve financial decision-making Hambly et al. (2021).

Among others, multi-armed bandit (MAB) is one of the most popular learning-based paradigms for sequential decision-making. At a high level, MAB concerns the scenario where an agent iteratively chooses one action/arm, among many, and then receives an action-specific random reward

*Part of this work is accomplished during Renyuan Xu and Ruihao Zhu's visits to the Institute of Mathematical and Statistical Innovations (IMSI). We are grateful for the support from IMSI.

sampled from an (initially) unknown distribution. Reward of other un-chosen actions remain unseen. The performance of the agent is (typically) measured by the notion of *regret*, which is the difference between the maximum expected total reward and the agent’s expected total reward. Here, the agent faces the classical *exploration-exploitation dilemma*, where she has to accurately learn the reward distribution of each action while collecting high reward. Due to its flexibility and simplicity, MAB has found a wide variety of applications in revenue analytics Li et al. (2010), Agrawal et al. (2019) and portfolio management Shen et al. (2015).

In financial decision-making, the fundamental but largely overlooked problem of optimal executions across multiple venues, often referred to as smart order routing (SOR), could be naturally formulated into a MAB setup. Smart order router is an automated trading procedure that handles execution orders, aiming at taking the best available opportunity among a range of different trading venues, including both lit pools and dark pools. When market participants have access to multiple venues and can split their orders and route the child orders to different venues for execution, the overall execution price and quantity could be improved significantly. Similar to the MAB setting, one of the key challenges of this problem is the partial observability and censored feedback of the orders submitted to dark pools Agarwal et al. (2010). More specifically, only when an order is submitted to a given dark pool, could the market participant observe the corresponding executed amount (possibly smaller than the submitted order amount) and the execution price. This makes the MAB framework particularly suitable for modeling the SOR problem.

Despite this, several challenges remain for a broader application of MAB to financial decision-making:

- **Challenge 1. Risk and Uncertainty:** Most of the existing works in MAB focus on maximizing the *expected total reward* for a (risk-neutral) agent. However, in many financial applications, reducing the *risk and uncertainty* of the outcome is equally important. In the SOR example, many institutional traders and brokers face the requirement of limited uncertainties of the profits and losses (PnLs) made during a given period of time;
- **Challenge 2. Large Action Space:** For many financial decision-making problems, the action space can grow to prohibitively large, which prevents the direct adoption of the canonical MAB setup. Again in the SOR problem, for instance, splitting V shares among d venues results in $K = \Theta(V^d)$ different actions. This can easily make existing regret guarantee of many existing MAB algorithms vacuous.

To address challenge 1, a recent line of works has started to develop learning algorithms that simultaneously achieve reward maximization and risk minimization. In these works, a commonly adopted measure that strikes the right balance between these two (potentially conflicting) goals is *mean-variance* (Markowitz 1952). Since its inception, the mean-variance metric has been widely

adopted in many finance applications such as, asset management and portfolio selection Rubinstein (2002), Zhou and Yin (2003). In the mean-variance measure, the risk is quantified by the variance of the reward (i.e., deviation from the expected reward) and the objective is to minimize a difference between the total variance and the (weighted) expected total reward.

Regret minimization for MAB under the mean variance measure is first considered by Sani et al. (2012) and then further studied in Vakili and Zhao (2016). Formally, let T be the total number of time periods, A_t^π ($t = 0, 1, \dots, T$) be the arm played by a policy π , and X_t^π the observed reward at time t . The cumulative mean-variance of π is

$$\mathbb{E} \left[\sum_{t=1}^T \left(X_t^\pi - \frac{1}{T} \sum_{s=1}^T X_s^\pi \right)^2 - \rho \sum_{t=1}^T X_t^\pi \right], \quad (1)$$

where $\rho \geq 0$ is risk tolerance level. As noted in Vakili and Zhao (2016), regret minimization under the mean-variance measure requires significantly different algorithmic development and theoretical analysis when compared to that of the canonical MAB's. First, under the measure of mean-variance, the optimal policy, even equipped with full knowledge of each action's reward distribution, is not necessarily a single-action policy and is in general intractable. Second, under the measure of mean-variance, regret can no longer be written as the sum of immediate performance loss at each time instant. Finally, regret in mean-variance involves higher order statistics of the random time spent on each action. Using the mean-variance measure defined in (1), Sani et al. (2012) proposed two algorithms with instance-dependent regret $O(K^2\sqrt{T})$ and the instance-independent regret $O(KT^{2/3})$, where K is the number of actions. Later on, Vakili and Zhao (2016) established an $\Omega(K \log T)$ lower bound for the instance-dependent regret and an $\Omega(T^{2/3})$ lower bound for the instance-independent regret when $K = 2$.

However, as pointed out in challenge 2, K can be prohibitively large in real-world applications, and if we directly apply the methods of Sani et al. (2012), Vakili and Zhao (2016), one cannot achieve favorable performance guarantee as the regret bounds deteriorate quickly as K grows. To address this issue, many of the existing works would leverage the structure of the action space (see, e.g., part V of Lattimore and Szepesvári (2020) for a more thorough discussion). For example, a stream of works Dani et al. (2008), Abbasi-Yadkori et al. (2011), Shipra Agrawal (2013) assumes the expected reward of each action is an inner product between its feature vector and a common (initially) unknown parameter. It turns out that in many financial decision-making problems, this strategy could dramatically improve the efficiency of learning.

Motivated by the above discussions, in this paper, we focus on regret minimization for linear bandits under the mean-variance measure, which appears to be the first of its kind to the best of our knowledge. Specifically, for linear bandits where the action space can be expressed via d -dimensional vectors, our contributions can be summarized as follows:

- Efficient Learning Algorithm:** We propose two algorithms with one enjoying provably efficient instance-dependent regret bound and the other one enjoying provably efficient instance-independent regret bound. The instance-independent bound guarantees the growth rate of expected regret (with respect to time) for all possible problem instances. While for the instance-dependent bound, depending on the specific instance, the growth rate may vary from logarithmic to linear. Specifically, we first propose the Risk-Aware Explore-then-Commit (**RISE**) algorithm with instance-independent (*i.e.*, worst case) bound of order $\tilde{O}(dT^{2/3} + d^2 + K)$. To overcome the above mentioning challenges, the algorithm follows the variance-minimizing G-optimal design (see, *e.g.*, chapter 21 of Lattimore and Szepesvári (2020)) to compute a distribution over a small subset of actions through which the reward parameters can be learnt efficiently, and then learns the unknown reward parameters by deploying this distribution. Afterwards, it sticks to a single action after a reasonable estimate of the unknown parameters are acquired. Then, we introduce the Risk-Aware Successive Elimination (**RISE++**) algorithm with instance-dependent (*i.e.*, takes advantage of the possibly benign decision-making environment) bound of order $O(d^3 \log(d) \log^3(KT) + K)$. The algorithm successively eliminates underperforming actions in phases based on the variance-minimizing G-optimal design. We remark that both algorithms' regret upper bounds successfully decouple the dependence on K from that of T , which greatly reduce the regret when compared to existing approaches (see *e.g.*, Sani et al. (2012), Vakili and Zhao (2016)), especially when the number of actions grows large. Hence, our algorithms are potentially more suitable for practical usage.
- Numerical Experiments for Smart Order Routing:** To add on the above, we also demonstrate the practical advantage of **RISE** and **RISE++** when compared to several benchmark algorithms for a synthetic SOR problem. We first discuss how one can approximate the SOR problem using a linear model, and then show that our algorithm can attain small regrets compared to competing methods.

1.1. Related Literature

The linear bandit problem was first studied by Auer (2002) under the name of linear reinforcement learning. Improved and optimal algorithms for this setting are later proposed in Dani et al. (2008) and Abbasi-Yadkori et al. (2011). In this work, we examine linear bandits through an optimal design perspective Lattimore and Szepesvári (2020), Zhu and Kveton (2022). However, none of the above works consider risk-aversion.

Regret minimization under the mean-variance measure has been studied widely in many existing works. Apart from Sani et al. (2012), Vakili and Zhao (2016) mentioned above, Zhu and Tan (2020) also proposes Thompson sampling algorithm for mean-variance bandits. Interested readers

are referred to the survey Tan et al. (2022) for a more thorough discussion of existing works in risk-aware bandits. We remark that existing works on risk-aware multi-armed bandits focus exclusively on the small action space scenario.

The SOR problem across multiple lit pools was first studied in Cont and Kukanov (2017) under a convex optimization framework. Baldacci and Manziuk (2020) extended the single-period model to multiple trading periods and adopted a Bayesian framework for updating the model parameters. For allocation across dark pools, Ganchev et al. (2010) formulated the problem as an online learning problem with censored feedback and applied the Kaplan-Meier estimate for estimating the reward distribution. Agarwal et al. (2010) proposed an exponentiated gradient style algorithm and proved an optimal regret guarantee $O(K\sqrt{T})$ under the adversarial setting. It is worth noting that there is no existing results on learning to route across both dark pools and lit pools Hambly et al. (2021).

1.2. Organization

The paper is organized as follows. In Section 2 we formally describe the problem. In Section 3 and Section 4, we analyze RISE and RISE++ respectively. Finally, in Section 5, we showcase the superiority of our proposed algorithms for the SOR problem using synthetic data.

2. Problem Formulation

In this section, we introduce the notations and the setup of our problem.

Notations: For any positive integer n , we use $[n]$ to denote the set $\{1, 2, \dots, n\}$. For any non-negative integer m , $\|\cdot\|_m$ is the ℓ_m -norm. We denote $\mathbf{1}[\cdot]$ as the indicator variable. We adopt the asymptotic notations $O(\cdot)$, $\Omega(\cdot)$, and $\Theta(\cdot)$ (Cormen et al. 2009). When logarithmic factors are omitted, we use $\tilde{O}(\cdot)$, $\tilde{\Omega}(\cdot)$, $\tilde{\Theta}(\cdot)$, respectively. With some abuse, these notations are used when we try to avoid the clutter of writing out constants explicitly.

Setup: Let $\mathcal{A} \subset \mathbb{R}^d$ be a finite set of actions with size K . We assume each $a \in \mathcal{A}$ has bounded ℓ_2 norm, i.e., $\|a\|_2 \leq 1$. At each time t , we select an action $A_t \in \mathcal{A}$ and observe a reward $X_t = \langle A_t, \theta_* \rangle + \eta_t(A_t)$. Here,

$$\eta_t(A_t) \sim \mathcal{N}(0, f(\langle \phi_*, A_t \rangle)), \quad f(\langle \phi_*, A_t \rangle) = \langle \phi_*, A_t \rangle + \omega, \quad (2)$$

where $\mathcal{N}(0, \sigma^2)$ denotes the Gaussian distribution with zero mean and variance σ^2 , and $\theta_*, \phi_* \in \mathbb{R}^d$ are unknown vectors with bounded ℓ_2 -norm, i.e., $\|\theta_*\|_2 \leq 1, \|\phi_*\|_2 \leq \omega$, so that $f(\langle \phi_*, A_t \rangle) \in [\sigma_{\min}^2, \sigma_{\max}^2]$.

We use $\rho \geq 0$ to denote the risk tolerance level. For ease of exposition, the expected reward of an action a is denoted as $\mu_a = \langle a, \theta_* \rangle$ and the variance is denoted as $\sigma_a^2 = \langle \phi_*, a \rangle + \omega$. We also define

$$\Gamma_{a,b} = \mu_a - \mu_b, \quad \Delta_{a,b} = \sigma_a^2 - \rho\mu_a - (\sigma_b^2 - \rho\mu_b) \quad (3)$$

as the difference between the expected reward of actions a and b , and the difference of the mean-variance of these two actions, respectively. Finally, we call $\Delta_a = \Delta_{a,a_*}$, where $a_* = \arg \min_{a \in \mathcal{A}} \sigma_a^2 - \rho \mu_a$ the mean-variance gap of arm a .

Regret Definition: Let $\mathbb{F} = (\mathcal{F}_t)_{t=0}^\infty$ be the filtration with $\mathcal{F}_t := \sigma(A_1, X_1, \dots, A_t, X_t)$. A policy π maps \mathcal{F}_{t-1} , the history available at time t , to the action set \mathcal{A} . We denote by X_t^π the reward obtained by a policy π at time t . The mean-variance of π over T time periods is

$$\xi_\pi(T) = \sum_{t=1}^T \left(X_t^\pi - \frac{1}{T} \sum_{s=1}^T X_s^\pi \right)^2 - \rho \sum_{t=1}^T X_t^\pi. \quad (4)$$

Let π^* be an optimal policy that knows both θ_* and ϕ_* , and minimizes $\xi_\pi(T)$ accordingly. The expected (mean-variance) regret of a policy π is

$$\mathbb{E}[R_\pi(T)] = \mathbb{E}[\xi_\pi(T) - \xi_{\pi^*}(T)]. \quad (5)$$

However, as shown in Vakili and Zhao (2016), it would be challenging to compute π^* even if we know θ_* and ϕ_* ahead. Hence, existing literature (e.g. Sani et al. (2012), Vakili and Zhao (2016)) often considers the following expected (mean-variance) proxy regret with respect to π :

$$\mathbb{E}[\hat{R}_\pi(T)] = \mathbb{E}[\xi_\pi(T) - \xi_{\hat{\pi}^*}(T)], \quad (6)$$

where policy $\hat{\pi}^*$ is the policy that always selects the action with the smallest mean-variance. In theorem 1 of Vakili and Zhao (2016), it is shown that $\mathbb{E}[R_\pi(T)] - \mathbb{E}[\hat{R}_\pi(T)] = \tilde{O}(K)$ in the instance-independent case and it is at most $\sigma_{\max}^2 \left(1 + \sum_{a \neq a_*} \Gamma_{a,*}^2 / \Delta_a \right)$ in the instance-dependent case, which also holds in our setting.

3. Risk-Aware Explore-then-Commit (RISE) Algorithm

In this section, we begin with description of the Risk-Aware Explore-then-Commit (RISE) algorithm and then establish its instance-independent regret upper bound.

3.1. The Algorithm

Additional Notations: For any $\delta > 0$, we denote

$$\alpha^{(1)}(\delta) = 4\sqrt{2}\sigma_{\max}\sqrt{d + \log(\delta^{-1})}, \quad (7)$$

$$\alpha^{(2)}(\delta) = \sqrt{2d(\sigma_{\max}^2)^2 \left((C_2^{-1} \log(C_1 \delta^{-1}))^2 + 1 \right)}, \quad (7)$$

$$\alpha^{(3)}(\delta) = \sqrt{2d\sigma_{\max}^2 \log(d\delta^{-1})}, \quad (8)$$

where constants C_1 and C_2 are prescribed in lemma 3 of Hsieh et al. (2019). Defining

$$\zeta(\delta) = \alpha^{(2)}(\delta/3) + 2\alpha^{(3)}(\delta/3)\alpha^{(1)}(\delta/3) + \alpha^{(1)}(\delta/3)^2$$

$$= C_3 d \sqrt{\log(d)} \log \delta^{-1} \quad (9)$$

for some absolute constant C_3 , we let \tilde{C} be a constant which ensures that

$$\rho \sigma_{\max} \sqrt{2 \log(4\delta^{-1})} + C_3 d \sqrt{\log(d)} \log(4\delta^{-1}) \leq \tilde{C} d \sqrt{\log(d)} \log(\delta^{-1}).$$

Algorithm: The algorithm splits the entire horizon of T rounds into the exploration phase and the exploitation phase. At the beginning of the exploration phase, the algorithm first utilizes the G-optimal design (i.e., globally-optimal design, see, e.g., chapter 21 of Lattimore and Szepesvári (2020)) to identify a distribution Q over \mathcal{A} by solving the following optimization problem

$$\begin{aligned} & \underset{Q(\cdot)}{\text{minimize}} \quad g(Q) := \max_{a \in \mathcal{A}} a^\top \left(\sum_{a \in \mathcal{A}} Q(a) a a^\top \right)^{-1} a \\ & \text{s.t.,} \quad \sum_{a \in \mathcal{A}} Q(a) = 1, \quad Q(a) \geq 0 \quad \forall a \in \mathcal{A}. \end{aligned} \quad (10)$$

It has been shown in Theorem 21.1 of Lattimore and Szepesvári (2020) that there exists an optimal solution Q^* for the above optimization formulation such that Q^* is only non-zero for at most $d(d+1)/2$ entries. Furthermore, $g(Q^*) \leq d$. Then, the algorithm selects each action a by

$$n_a = \left\lceil \frac{\tilde{C}^2 d^2 \log(d) \log^2(\delta^{-1}) g(Q^*) Q^*(a)}{\varepsilon^2} \right\rceil \quad (11)$$

number of times, where δ is an input parameter to be specified. We denote the length of the exploration phase by

$$n = \sum_{a \in \mathcal{A}} n_a. \quad (12)$$

Finally, the parameters θ_* and ϕ_* are computed based on the collected data. Specifically, we define

$$V_n = \sum_{s=1}^n A_s A_s^\top \quad (13)$$

as the design matrix at the end of the exploration phase and the least-square estimates (see, e.g., Hsieh et al. (2019)) for θ_* and ϕ_* are thus

$$\hat{\theta}_n = V_n^{-1} \sum_{s=1}^n X_s A_s, \quad (14)$$

$$\hat{\phi}_n = V_n^{-1} \sum_{s=1}^n f^{-1} \left(\left(X_s - \langle \hat{\theta}_n, A_s \rangle \right)^2 \right) A_s. \quad (15)$$

In the exploitation phase, the algorithm simply follows the action \hat{a}^* with the best mean-variance value w.r.t. the estimated $\hat{\theta}_n$ and $\hat{\phi}_n$, i.e.,

$$\hat{a}^* = \arg \min_{a \in \mathcal{A}} \langle \hat{\phi}_n - \rho \hat{\theta}_n, a \rangle. \quad (16)$$

The formal description of the RISE algorithm is presented in Algorithm 1.

REMARK 1. During the exploration phase, we utilize G-optimal design to guide our exploration as it can minimize the estimation errors when the least squares estimators are applied to estimate the unknown parameters Lattimore and Szepesvári (2020).

Algorithm 1 The Risk-Aware Explore-then-Commit (RISE) Algorithm.

- (1) Given \mathcal{A} , find the G -optimal design Q^* following (10) so that Q^* has at most $d(d+1)/2$ non-zero entries.
 - (2) Select each action $a \in \mathcal{A}$ for n_a times, where n_a is defined in (11).
 - (3) Compute least squares estimates according to (14) and (15).
 - (4) For the remaining $T - n$ rounds, select the action following (16).
-

3.2. Regret Analysis

We are now ready to present the regret upper bound of the RISE algorithm. We begin by stating a high probability deviation bound for the empirically optimal mean-variance value and the true optimal mean-variance value.

PROPOSITION 1. *For any fixed n and $\varepsilon, \delta > 0$, the algorithm RISE ensures*

$$\Pr \left[\left| \langle a, \phi_* - \rho \theta_* \rangle - \langle a, \hat{\phi}_n - \rho \hat{\theta}_n \rangle \right| \leq \varepsilon, \quad \forall a \in \mathcal{A} \right] \geq 1 - \delta. \quad (17)$$

The proof of this proposition is provided in Section A. To proceed, we follow Sani et al. (2012), Vakili and Zhao (2016) to define an intermediate regret to facilitate our discussion. Specifically, let $\tau_a(T) = \sum_{t=1}^T \mathbf{1}[A_t = a]$ be the number of times that action a is selected by our algorithm over the entire time horizon, the expected intermediate regret Sani et al. (2012) is defined as

$$\mathbb{E} \left[\tilde{R}_\pi(T) \right] = \sum_{a \in \mathcal{A}} \mathbb{E} [\tau_a(T)] \Delta_a + \frac{1}{T} \sum_{a \in \mathcal{A}} \sum_{b \in \mathcal{A}, b \neq a} \mathbb{E} [\tau_a(T) \tau_b(T)] \Gamma_{a,b}^2.$$

Then, we provide a connection between the expected proxy regret $\mathbb{E} \left[\hat{R}_\pi(T) \right]$ and the expected intermediate regret $\mathbb{E} \left[\tilde{R}_\pi(T) \right]$.

PROPOSITION 2. *For the algorithm RISE,*

$$\mathbb{E} \left[\hat{R}_\pi(T) \right] \leq \mathbb{E} \left[\tilde{R}_\pi(T) \right] + \frac{3d(d+1)+6}{2} \sigma_{\max}^2. \quad (18)$$

The proof of this proposition is provided in Section B. The proof is similar to that of lemma 1 in Zhu and Tan (2020), but it is tailored to the RISE algorithm to avoid polynomial dependence on K , the number of actions. Next, we provide a selection for ϵ .

PROPOSITION 3. With $\delta = T^{-1}$ and $\varepsilon = \Theta(dT^{-1/3})$, the algorithm *RISE* ensures

$$\mathbb{E} \left[\tilde{R}_\pi(T) \right] = \tilde{O} \left(dT^{2/3} \right). \quad (19)$$

The proof of this proposition is provided in Section C. Combining the above propositions, we arrive at the following theorem.

THEOREM 1. With $\delta = T^{-1}$ and $\varepsilon = \Theta(dT^{-1/3})$, the expected regret of the *RISE* algorithm is

$$\mathbb{E} [R_\pi(T)] = \tilde{O} \left(dT^{2/3} + d^2 + K \right). \quad (20)$$

The result follows immediately from Proposition 2 and Proposition 3 as well as the fact that $\mathbb{E} [R_\pi(T)] - \mathbb{E} [\hat{R}_\pi(T)] = \tilde{O}(K)$ (see, e.g., Theorem 1 of Vakili and Zhao (2016)).

REMARK 2. Existing regret upper bound for risk-aware bandits scales as $O(KT^{2/3})$ Sani et al. (2012), which could easily become linear in T when K becomes large (e.g., when $K = \Omega(T^{1/3})$). In contrast, our regret upper bound critically decouples the two parameters K and T . This implies that, even when the action space becomes large and complex, our regret bound would still be sub-linear in terms of T . Moreover, compared to the regret lower bound developed in Vakili and Zhao (2016), we can conclude that our dependence on T is indeed optimal.

4. Risk-Aware Successive Elimination (RISE++) Algorithm

In this section, we describe the Risk-Aware Successive Elimination (RISE++) algorithm and then establish its instance-dependent regret upper bound.

4.1. The Algorithm

Additional Notations: Let C_4 be the leading constant prescribed in Eq.(17) in Hsieh et al. (2019). Let \hat{C} be a constant which ensures that

$$8\rho\sigma_{\max}^2\sqrt{d + \log(2T^2\delta^{-1})} + C_4d\sqrt{\log(d)}\log(T\delta^{-1}) \leq \hat{C}d\sqrt{\log(d)}\log(T\delta^{-1}).$$

Algorithm: The Risk-Aware Successive Elimination (RISE++) algorithm successively eliminates undesirable arms in phases. In each phase, remaining arms are explored in accordance with a G-optimal design.

To be specific, in phase ℓ for $\ell = 1, 2, \dots$, a new exploration basis is identified using the G-optimal design matrix Q_ℓ^* , which is the solution to the following minimization problem:

$$\begin{aligned} & \underset{Q(\cdot)}{\text{minimize}} \quad g_\ell(Q) := \max_{a \in \mathcal{A}_\ell} a^\top \left(\sum_{a \in \mathcal{A}_\ell} Q(a) a a^\top \right)^{-1} a \\ & \text{s.t.,} \quad \sum_{a \in \mathcal{A}} Q(a) = 1, \quad Q(a) \geq 0 \quad \forall a \in \mathcal{A}_\ell. \end{aligned} \quad (21)$$

Then, the algorithm selects each action $a \in \mathcal{A}_\ell$ by

$$n_{\ell,a} = \left\lceil \hat{C}^2 \frac{d^2 g_\ell(Q_\ell^*) \log(d) Q_\ell^*(a)}{\varepsilon_\ell^2} \log^2 \left(\frac{KT}{\delta} \right) \right\rceil \quad (22)$$

number of times, where δ is an input parameter and $\varepsilon_\ell = 2^{-\ell}$ is the tolerance level in phase ℓ . We denote by $n_{(\ell)} = \sum_{a \in \mathcal{A}_\ell} n_{\ell,a}$ the length of phase ℓ .

Let $V_{(\ell)} = \sum_{a \in \mathcal{A}_\ell} n_{\ell,a} a a^\top$ be the design matrix used in phase ℓ . Let t_ℓ be the timestep of the beginning of phase ℓ . Next, parameters θ_* and ϕ_* are estimated by OLS estimators

$$\hat{\theta}_{(\ell)} = V_{(\ell)}^{-1} \sum_{t=t_\ell}^{t_\ell+n_{(\ell)}} A_t X_t \quad (23)$$

and

$$\hat{\phi}_{(\ell)} = V_{(\ell)}^{-1} \sum_{t=t_\ell}^{t_\ell+n_{(\ell)}} f^{-1} \left(\left(X_t - \langle \hat{\theta}_{(\ell)}, A_t \rangle \right)^2 \right) A_t. \quad (24)$$

Underperforming arms are eliminated based on these estimates with the tolerance level ε_ℓ . Thus, the action set to explore for phase $\ell + 1$ is

$$\mathcal{A}_{\ell+1} = \left\{ a \in \mathcal{A}_\ell : \max_{b \in \mathcal{A}_\ell} \langle \rho \hat{\theta}_{(\ell)} - \hat{\phi}_{(\ell)}, b - a \rangle \leq 2\varepsilon_\ell \right\}. \quad (25)$$

The formal description of the RISE algorithm is presented in Algorithm 2.

Algorithm 2 Risk-Aware Successive Elimination Algorithm.

Set $\ell = 1$, and $\mathcal{A}_1 = \mathcal{A}$.

while true **do**

- (1) Given \mathcal{A}_ℓ , find the G-optimal design Q_ℓ^* following (21).
- (2) Select each action $a \in \mathcal{A}_\ell$ for $n_{\ell,a}$ times, where $n_{\ell,a}$ is defined in (22).
- (3) Compute least squares estimates according to (23) and (24) .
- (4) Eliminate underperforming actions in terms of MV according to (25).
- (5) $\ell = \ell + 1$.

end while

4.2. Regret Analysis

To bound the expected proxy regret of RISE++, we first invoke the following result. Though it was derived in the MAB context, one can easily verify that it carries over to our linear bandit setting.

PROPOSITION 4 (Lemma 2 in Vakili and Zhao (2016)). *The expected proxy regret can be decomposed as*

$$\mathbb{E} \left[\hat{R}_\pi(T) \right] = \sum_{a \in \mathcal{A}} \mathbb{E} [\tau_a(T)] \Delta_a + \sum_{a \in \mathcal{A}} \mathbb{E} [\tau_a(T)] \Gamma_{a,*}^2 - \frac{1}{T} \mathbb{E} \left[\left(\sum_{a \in \mathcal{A}} \tau_a(T) (\bar{\mu}_a(T) - \mu_*) \right)^2 \right] + \sigma_*^2$$

$$\leq \sum_{a \in \mathcal{A}} \mathbb{E}[\tau_a(T)] (\Delta_a + \Gamma_{a,*}^2) + \sigma_*^2. \quad (26)$$

Given the decomposition of the expected proxy regret, it suffices to bound the expected number of times to pull a suboptimal action. To this end, we first need to quantify how well **RISE++** keeps refining its estimates of MVs of each action.

PROPOSITION 5. *For any $\delta > 0$, we have*

$$\Pr \left[\left| \left\langle \rho\theta_* - \phi_* - \left(\rho\hat{\theta}_{(\ell)} - \hat{\phi}_{(\ell)} \right), a \right\rangle \right| \leq \varepsilon_\ell, \forall a \in \mathcal{A}, \forall \ell \in \mathbb{N} \right] \geq 1 - \delta. \quad (27)$$

The proof of this proposition is provided in Section D. Note that Proposition 5 is a variation of Proposition 1, which is more convenient to use for the analysis of **RISE++**.

With underperforming actions removed in each phase, we can show that with high probability, the MV gap of a suboptimal action chosen in phase ℓ is at most $2\varepsilon_\ell$. In other words, with high probability, a suboptimal action a with gap Δ_a will be eliminated before phase $\ell_a = \min\{\ell \geq 1 : 2\varepsilon_\ell < \Delta_a\} = \lceil \log_2(2/\Delta_a) \rceil$. By properly tuning the parameter δ for **RISE++**, we can bound the expected number of times a suboptimal action being pulled.

PROPOSITION 6. *With $\delta = T^{-1}$, the expected number of times a suboptimal action $a \neq a_*$ with gap $\Delta_a > 0$ being pulled by **RISE++** is upper bounded by*

$$\mathbb{E}[\tau_a(T)] \leq O \left(\frac{d^3 \log(d) \log^2(KT)}{\Delta_a^2} \left(\sum_{\ell=1}^{\ell_a} Q_\ell^*(a) \right) \right). \quad (28)$$

The proof of this proposition is provided in Section E.

Combining Proposition 4 and Proposition 6, and defining ℓ_{\max} as the maximum number of phases, we can derive that the expected proxy regret of **RISE++** is

$$\begin{aligned} \mathbb{E}[\hat{R}_\pi(T)] &= O \left(\sum_{a \in \mathcal{A}} \frac{d^3 \log(d) \log^2(KT) (\Delta_a + \Gamma_{a,*}^2)}{\Delta_a^2} \left(\sum_{\ell=1}^{\ell_a} Q_\ell^*(a) \right) \right) \\ &= O \left(\max_{a \in \mathcal{A}} \left(\frac{\Delta_a + \Gamma_{a,*}^2}{\Delta_a^2} \right) d^3 \log(d) \log^2(KT) \left(\sum_{a \in \mathcal{A}} \sum_{\ell=1}^{\ell_a} Q_\ell^*(a) \right) \right) \\ &= O \left(\max_{a \in \mathcal{A}} \left(\frac{\Delta_a + \Gamma_{a,*}^2}{\Delta_a^2} \right) d^3 \log(d) \log^2(KT) \left(\sum_{a \in \mathcal{A}} \sum_{\ell=1}^{\ell_{\max}} Q_\ell^*(a) \right) \right) \\ &= O \left(\max_{a \in \mathcal{A}} \left(\frac{\Delta_a + \Gamma_{a,*}^2}{\Delta_a^2} \right) d^3 \log(d) \log^2(KT^2) \log(T) \right). \end{aligned} \quad (29)$$

The second step follows as we take the maximum over a for the term $(\Delta_a + \Gamma_{a,*}^2)/\Delta_a^2$. The last step follows since $\sum_{a \in \mathcal{A}} \sum_{\ell=1}^{\ell_{\max}} Q_\ell^*(a) = \sum_{\ell=1}^{\ell_{\max}} \sum_{a \in \mathcal{A}} Q_\ell^*(a) = \ell_{\max} = O(\log(T))$. Indeed, the length of phase ℓ is at least

$$n_{(\ell)} = \sum_{a \in \mathcal{A}_\ell} \left\lceil \hat{C}^2 \frac{d^2 g_\ell(Q_\ell^*) \log(d) Q_\ell^*(a)}{\varepsilon_\ell^2} \log^2 \left(\frac{KT}{\delta} \right) \right\rceil \geq \hat{C}^2 \frac{d^3 \log(d)}{\varepsilon_\ell^2} \log^2 \left(\frac{KT}{\delta} \right).$$

By setting $\sum_{\ell=1}^{\ell_{\max}} \hat{C}^2 d^3 \log(d) \varepsilon_{\ell}^{-2} \log^2(KT/\delta) = T$ and $\delta = T^{-1}$, we thus have

$$\ell_{\max} = \frac{1}{2} \log \left(\frac{3T}{\hat{C}^2 d^3 \log(d) \log^2(KT^2)} \right) = O(\log(T)) .$$

Now we recall that it follows from Theorem 1 of Vakili and Zhao (2016) that the difference between expected regret and expected proxy regret is bounded, i.e. $\mathbb{E} [R_{\pi}(T) - \hat{R}_{\pi}(T)] \leq \sigma_{\max}^2 \left(1 + \sum_{a \neq a_*} \Gamma_{a,*}^2 / \Delta_a \right)$. Therefore, (29) can be translated to the following bound of the expected regret, which we conclude in the following theorem.

THEOREM 2. *With $\delta = T^{-1}$, the expected regret of **RISE++** is*

$$\mathbb{E} [R_{\pi}(T)] = O \left(\sigma_{\max}^2 \cdot \left(1 + \sum_{a \neq a_*} \frac{\Gamma_{a,*}^2}{\Delta_a} \right) + \max_{a \in \mathcal{A}} \left(\frac{\Delta_a + \Gamma_{a,*}^2}{\Delta_a^2} \right) d^3 \log(d) \log^3(KT) \right) .$$

REMARK 3 (COMPARISON WITH SANI ET AL. (2012), VAKILI AND ZHAO (2016)).

Compared to the instance-dependent regret lower bound established in Vakili and Zhao (2016), we can conclude that our dependence on T is nearly optimal up to a factor of $O(\log^2(KT) \log(d))$. Moreover, compared to Sani et al. (2012), Vakili and Zhao (2016), **RISE++** decouples the two parameters K and T , which makes it suitable for applications with large action sets.

REMARK 4 (COMPARISON WITH INSTANCE-INDEPENDENT REGRET). We notice that the $O(d^3 \log(d) \log^3(KT) + K)$ instance-dependent regret bound can potentially provide an exponential improvement in terms of the dependence on T when compared with the $\tilde{O}(dT^{2/3} + d^2 + K)$ instance-independent regret bound. Of course, there is a slightly worse dependence on $d \log(d)$. This is expected as it is similar to the canonical MAB setting (Lattimore and Szepesvári 2020). But we emphasize that, by taking advantage of the linear structure, both of them decouple the dependence on K and T .

5. Application: Smart Order Routing

In this section, we apply **RISE** algorithm and **RISE++** algorithm to the SOR problem, in which market participants have the opportunity to split the trade and submit orders to different venues, including both lit pools and dark pools. This could potentially improve the overall execution price and quantity. Both the decision and the outcome are influenced by the characteristics of different venues as well as the structure of transaction fees and rebates across different venues.

Dark Pools: Dark pools are private exchanges for trading securities that are not accessible by the investing public. Also known as “dark pools of liquidity,” the name of these exchanges is a reference to their complete lack of transparency. Dark pools were created in order to facilitate block trading by institutional investors who did not wish to impact the markets with their large orders and obtain adverse prices for their trades.

Lit Pools and Limit Order Books: Unlike dark pools, where prices at which participants are willing to trade are not revealed, lit pools do display bid offers and ask offers in different assets. Primary exchanges operate in such a way that available liquidity is displayed at all times and form the bulk of the lit pools available to traders through the so-called Limit Order Books (LOB). An LOB is a list of orders that a trading venue, for example the NASDAQ exchange, uses to record the interest of buyers and sellers in a particular financial asset. There are two types of orders the buyers (sellers) can submit: a *limit buy (sell) order* with a preferred price for a given volume of the asset or a *market buy (sell) order* with a given volume which will be immediately executed with the best available limit sell (buy) orders. Therefore, limit orders have a price guarantee but are not guaranteed to be executed, whereas market orders are executed immediately at the best available price. The lowest price of all limit sell orders is called the *ask* price, and the highest price of all limit buy orders is called the *bid* price. The difference between the ask and bid is known as the *spread* and the average of the ask and bid is known as the *mid-price*.

A matching engine uses the LOB to store pending orders and match them with the incoming buy and sell orders. This typically follows the price-time priority rule Preis (2011), whereby orders are first ranked according to their price. Multiple orders having the same price are then ranked according to the time they were entered.

For the SOR problem, the most important characteristics of different dark pools are the chances of being matched with a counter party and the price (dis)advantages whereas the relevant characteristics of lit pools include the order flows, queue sizes, and cancellation rates. These characteristics are often not available (initially) and could be learned by trial and error.

5.1. Setup for Numerical Experiment

Consider a trader who faces a task to sell certain shares of a given asset in a repeated setting. The trader has access to $(J + N)$ venues where J of them are lit pools and N of them are dark pools.

In each iteration t , the trader receives a task to sell S_t shares of the given asset where S_t are sampled iid from some unknown distribution μ_S . Assume that μ_S is defined on a compact set such that $s \leq S_t \leq S$ holds μ_S -almost surely with some $0 < s < S$.

Denote $A_t = (L_t^1, \dots, L_t^J, V_t^1, \dots, V_t^N, M_t) \in \mathbb{R}^{J+N+1}$ as the allocation taken by the trader at time t , where L_t^j is the quantity of limit sell orders submitted to the j th lit pool to join the queue of the best ask price level ($1 \leq j \leq J$), V_t^n is the quantity submitted to the n th dark pool, and M_t is the amount of market orders sent to the lit pools which will be executed at the highest best bid prices plus a small fee. We assume that $\sum_{j=1}^J L_t^j + \sum_{n=1}^N V_t^n + M_t = S_t$.

The reward is assumed to follow:

$$X_t = \sum_{n=1}^N p^{d,n} V_t^n + \sum_{j=1}^J p^{l,j} L_t^j + p^m M_t + \eta_t(A_t), \quad (30)$$

where p^m is the average trading price of market orders, $p^{d,n}$ is the average trading price of the orders at the n th dark pool, and $p^{l,j}$ is the average trading price of the limit sell orders sent to the j th lit pool. We assume that

$$p^m < \min_{1 \leq n \leq N} \{p^{d,n}\} \leq \max_{1 \leq n \leq N} \{p^{d,n}\} < \min_{1 \leq j \leq J} \{p^{l,j}\}. \quad (31)$$

This is based on the following facts:

- The executed limit orders (in lit pools) have the best price privilege compared to market orders and executed dark pool orders.
- Most of the executed dark pool orders can be traded at the mid-price of the lit pools, which is better than the price of the market orders (with a margin of half bid-ask spread).
- Both limit orders and dark pool orders are not guaranteed for execution. Non-executed quantities will be sent as market orders for immediate execution at the end of each iteration.

The noise term in the reward follows $\eta_t(A_t) \sim \mathcal{N}(0, f(A_t))$ with

$$f(A_t) = \sum_{n=1}^N (\sigma^{d,n})^2 V_t^n + \sum_{j=1}^J (\sigma^{l,j})^2 L_t^j + (\sigma^m)^2 M + \omega. \quad (32)$$

Here we assume that

$$0 < \sigma^m < \sigma^{d,n} < \sigma^{l,j}, \quad (33)$$

for all $1 \leq n \leq N$ and $1 \leq j \leq J$. This assumption is based on the following characteristics of different venues:

- Uncertainty is (more or less) proportional to the trading quantity. Hence we assume the variance is linear in the trading quantity.
- Limit orders have the largest execution uncertainties whereas market orders have the least execution uncertainties.

5.2. Numerical Results

In this section, we briefly showcase the superiority of **RISE** and **RISE++** for the SOR problem using synthetic data.

Choice of Parameters: For simplicity, we assume that the number of shares the trader needs to sell in each iteration is fixed, i.e. $S_t = S$ over time. Also, we consider only non-negative integer allocations of S orders into $d = J + N + 1$ venues.

Throughout the experiments, we set $\rho = 2$ and vary values of d and S . We set $\omega = 1$ and scale the action vectors accordingly so that the norm of actions is less than 1. The model coefficients are randomly generated such that (31) and (33) are satisfied. See Table 1 for the model coefficients we used for three different scenarios.

Table 1 Model parameters used for experiments

Scenario I ($d = 4$)						
p	0.1316	0.3218	0.5800	0.7367		
σ^2	0.2506	0.2902	0.5090	0.7706		
Scenario II ($d = 5$)						
p	0.1121	0.2742	0.4942	0.5232	0.6278	
σ^2	0.2318	0.2685	0.3798	0.4709	0.7129	
Scenario III ($d = 6$)						
p	0.1081	0.2641	0.2645	0.4767	0.5047	0.6055
σ^2	0.1631	0.1889	0.2672	0.3313	0.5015	0.7106

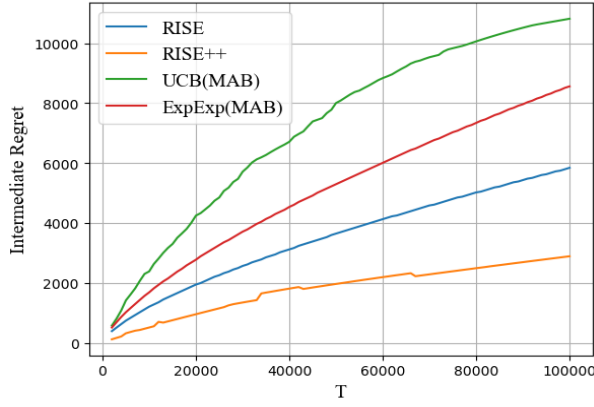
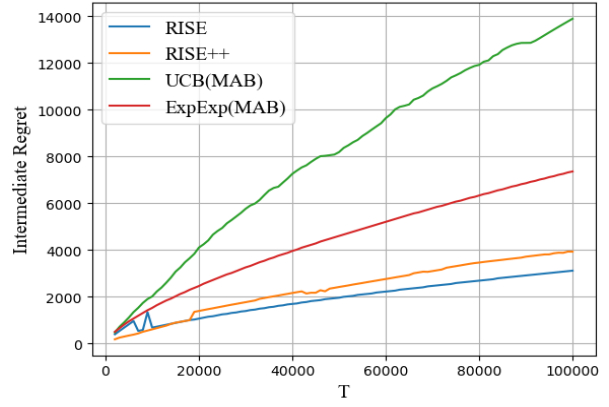
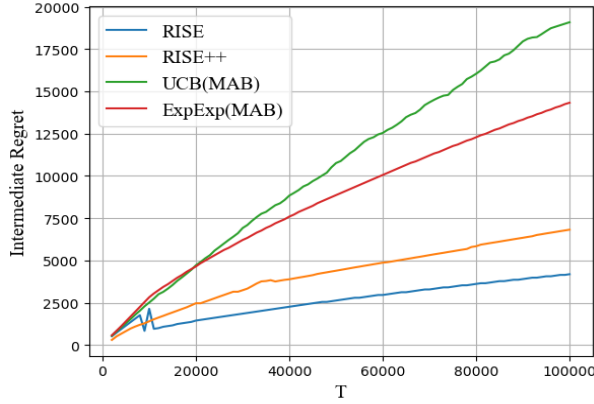
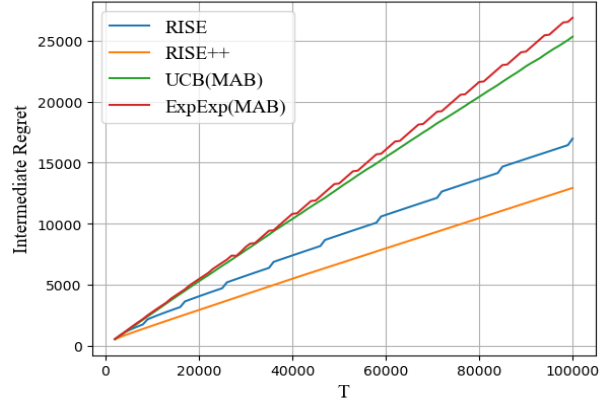
Implementation details: We note that when implementing RISE, rather than strictly follow (11) and (12) to decide the length of exploration phase, we set $n = \lceil dT^{2/3} \rceil$ in the experiments for practical convenience. Also, when implementing RISE++, we set $n_{\ell,a} = \left\lceil 0.0001 \cdot \frac{d^3 \log(d) Q_\ell^*(a)}{\varepsilon_\ell^2} \log^2(KT^2) \right\rceil$ rather than strictly follow (22). Moreover, we regularize the design matrix as $V_{(\ell)} = \sum_{a \in \mathcal{A}_\ell} n_{\ell,a} aa^\top + I_d$ to avoid singularity issue for RISE++.

Criterion and Benchmark Algorithms: In view of the connection between proxy regret and intermediate regret established in proposition 2, we use the intermediate regret as a performance measure of different algorithms.

We compare RISE and RISE++ with two algorithms proposed by Sani et al. (2012) for the MAB problem. The first one is a variation of the UCB policy (referred to as UCB(MAB)) and the second a variation of the exploration-and-exploitation policy (referred to as ExpExp(MAB)). To apply these two algorithms to the SOR problem, we simply let all non-negative integer allocations of S orders into d venues be the whole action space. The implementations of the UCB(MAB) and ExpExp(MAB) strictly follow the descriptions in Sani et al. (2012).

Numerical Performance and Discussion: We provide one plot for scenario I (cf. Figure 1(a)), one plot for scenario II (cf. Figure 1(b)), and two plots for scenario III with different S values (cf. Figures 1(c)- 1(d)). First of all, it is evident that RISE and RISE++ have the best empirical performances in all three different scenarios. Next, we observe in Figure 1(a) and 1(b) that when action space is relatively small ($K = 35$ or $K = 70$), the UCB(MAB) still exhibits a logarithmic regret growth rate. It may outperforms other three algorithms eventually, but its performance is the worst in the time frame we considered.

Furthermore, through Figure 1(a) to 1(d), the performances of both UCB(MAB) and UCB(ExpExp) get worse as K grows. Figure 1(d) shows that regrets of them grow linearly when the action space is large ($K = 1287$). Specifically, since the length of its exploration phase is $K(T/14)^{2/3}$, UCB(ExpExp) will uniformly explore over the whole horizon when K is large. On the

(a) $d = 4, S = 4, K = 35$ (Scenario I).(b) $d = 5, S = 4, K = 70$ (Scenario II).(c) $d = 6, S = 4, K = 126$ (Scenario III).(d) $d = 6, S = 8, K = 1287$ (Scenario III).**Figure 1** Intermediate regrets of different algorithms over T .

contrary, RISE and RISE++ are able to fully utilize the linear structure of the problem and their regret growth rates do not rely on K , the size of action space. Therefore, RISE and RISE++ are especially competent for tasks with a huge action space. However, the performance comparison between RISE and RISE++ is more complex, which may depend on specific instances.

6. Conclusion and Future Work

Linear bandit is a natural setting in online decision-making to handle large action sets which appear in many financial applications including SOR, market making and portfolio optimization. Mean-variance is one of the most popular criteria used by both individual and institutional investors to balance the trade-off between the risk and expected returns of their investments. To the best of our knowledge, this is the first theoretical work that studies linear bandits under mean-variance framework. Based on the G-optimal design technique, we proposed RISE, a novel explore-then-commit type algorithm and RISE++, a novel successive elimination algorithm. We proved that RISE has an expected regret of order $\tilde{O}(dT^{2/3} + d^2)$ and showed the $O(d^3 \log(d) \log^3(KT) + K)$

upper bound of expected regret of **RISE++**. The numerical experiment validates our theoretical finding, demonstrates their strong performances compared with existing algorithms for the SOR problem, and shows their potentials to be applied to other financial decision-making problems. We summarize some interesting future directions to explore:

- **Real-World Data:** Dark-pool transactions are in general rather difficult to acquire. But real financial data would be an ultimate touchstone for the algorithm.
- **Contextual Bandits:** It would be interesting to see how to make a step even further to contextual bandits, in which market signals could be incorporated to potentially improve the algorithm performance. One immediate challenge would be that the decomposition of the regret is rather different from the MAB case and the linear bandits case.
- **Nonlinear Reward:** A nonlinear reward function may greatly open the potential of bandit models to more practical formulations and more challenging applications.

References

- Abbasi-Yadkori, Yasin, Dávid Pál, Csaba Szepesvári. 2011. Improved algorithms for linear stochastic bandits. *Advances in neural information processing systems* **24** 2312–2320.
- Agarwal, Alekh, Peter Bartlett, Max Dama. 2010. Optimal allocation strategies for the dark pool problem. *Proceedings of the Thirteenth International Conference on Artificial Intelligence and Statistics*. JMLR Workshop and Conference Proceedings, 9–16.
- Agrawal, Shipra, Vashist Avadhanula, Vineet Goyal, Assaf Zeevi. 2019. Mnl-bandit: A dynamic learning approach to assortment selection. *Operations Research* **67**(5) 1453–1485.
- Auer, Peter. 2002. Using confidence bounds for exploitation-exploration trade-offs. *Journal of Machine Learning Research* **3**(Nov) 397–422.
- Baldacci, Bastien, Iuliia Manziuk. 2020. Adaptive trading strategies across liquidity pools. *arXiv preprint arXiv:2008.07807* .
- Cont, Rama, Arseniy Kukanov. 2017. Optimal order placement in limit order markets. *Quantitative Finance* **17**(1) 21–39.
- Cormen, Thomas H., Charles E. Leiserson, Ronald L. Rivest, Clifford Stein. 2009. Introduction to algorithms. *MIT Press*.
- Dani, Varsha, Thomas P Hayes, Sham M Kakade. 2008. Stochastic linear optimization under bandit feedback .
- Ganchev, Kuzman, Yuriy Nevmyvaka, Michael Kearns, Jennifer Wortman Vaughan. 2010. Censored exploration and the dark pool problem. *Communications of the ACM* **53**(5) 99–107.
- Hambly, Ben, Renyuan Xu, Huining Yang. 2021. Recent advances in reinforcement learning in finance. *arXiv preprint arXiv:2112.04553* .

-
- Hsieh, Ping-Chun, Xi Liu, Anirban Bhattacharya, PR Kumar. 2019. Stay with me: Lifetime maximization through heteroscedastic linear bandits with renegeing. *International Conference on Machine Learning*. PMLR, 2800–2809.
- Lattimore, Tor, Csaba Szepesvári. 2020. *Bandit algorithms*. Cambridge University Press.
- Li, Lihong, Wei Chu, John Langford, Robert E Schapire. 2010. A contextual-bandit approach to personalized news article recommendation. *Proceedings of the 19th international conference on World wide web*. 661–670.
- Markowitz, Harry. 1952. Portfolio selection. *The Journal of Finance* **7**(1) 7791.
- Preis, Tobias. 2011. Price-time priority and pro rata matching in an order book model of financial markets. *Econophysics of Order-driven Markets*. Springer, 65–72.
- Rubinstein, Mark. 2002. Markowitz’s” portfolio selection”: A fifty-year retrospective. *The Journal of Finance* **57**(3) 1041–1045.
- Sani, Amir, Alessandro Lazaric, Rémi Munos. 2012. Risk-aversion in multi-armed bandits. *NIPS*.
- Shen, Weiwei, Jun Wang, Yu-Gang Jiang, Hongyuan Zha. 2015. Portfolio choices with orthogonal bandit learning. *Twenty-fourth international joint conference on artificial intelligence*.
- Shipra Agrawal, Navin Goyal. 2013. Thompson sampling for contextual bandits with linear payoffs. *Proceedings of the 30th International Conference on Machine Learning*.
- Tan, Vincent Y. F., Prashanth L.A., , Krishna Jagannathan. 2022. A survey of risk-aware multi-armed bandits. *IJCAI-ECAI*.
- Vakili, Sattar, Qing Zhao. 2016. Risk-averse multi-armed bandit problems under mean-variance measure. *IEEE Journal of Selected Topics in Signal Processing* **10**(6) 1093–1111. doi:10.1109/jstsp.2016.2592622. URL <http://dx.doi.org/10.1109/JSTSP.2016.2592622>.
- Zhou, Xun Yu, George Yin. 2003. Markowitz’s mean-variance portfolio selection with regime switching: A continuous-time model. *SIAM Journal on Control and Optimization* **42**(4) 1466–1482.
- Zhu, Qiuyu, Vincent Y. F. Tan. 2020. Thompson sampling algorithms for mean-variance bandits. *Proceedings of the 37th International Conference on Machine Learning*.
- Zhu, Ruihao, Branislav Kveton. 2022. Safe optimal design with applications in off-policy learning. *Proceedings of the 25th International Conference on Artificial Intelligence and Statistics*.

Appendix. Omitted Proofs

A. Proof of Proposition 1

From eq. (21.1) of Lattimore and Szepesvári (2020)), we have for any fixed n , $\delta > 0$, and every $a \in \mathcal{A}$,

$$\Pr \left[\left| \langle \hat{\theta}_n - \theta_*, a \rangle \right| \geq \sigma_{\max} \sqrt{2 \|a\|_{V_n^{-1}}^2 \log(2\delta^{-1})} \right] \leq \delta. \quad (34)$$

Then from theorem 1 of Hsieh et al. (2019), we have for any fixed n , $\delta > 0$, and every $a \in \mathcal{A}$,

$$\left| \langle \hat{\phi}_n - \phi_*, a \rangle \right| \leq C_3 \|a\|_{V_n^{-1}} d \sqrt{\log(d)} \log(2\delta^{-1}). \quad (35)$$

By a union bound over (34) and (35), we have for any fixed n , $\delta > 0$, and every $a \in \mathcal{A}$, it holds with probability at least $1 - \delta$, that

$$\begin{aligned} & \left| \langle a, \phi_* - \rho \theta_* \rangle - \langle a, \hat{\phi}_n - \rho \hat{\theta}_n \rangle \right| \\ & \leq \rho \left| \langle a, \theta_* - \hat{\theta}_n \rangle \right| + \left| \langle a, \phi_* - \hat{\phi}_n \rangle \right| \\ & \leq \|a\|_{V_n^{-1}} \rho \sigma_{\max} \sqrt{2 \log(4\delta^{-1})} + C_3 \|a\|_{V_n^{-1}} d \sqrt{\log(d)} \log(4\delta^{-1}) \\ & \leq \|a\|_{V_n^{-1}} \tilde{C} d \sqrt{\log(d)} \log(\delta^{-1}), \end{aligned} \quad (36)$$

where the second step follows from triangle inequality and the last step follows from the definition of \tilde{C} .

Now recall the definition of n_a in (11), we have

$$\begin{aligned} V_n &= \sum_{a \in \mathcal{A}} n_a a a^\top = \sum_{a \in \mathcal{A}} \left[\frac{\tilde{C}^2 \log^2(\delta^{-1}) d^2 \log(d) g(Q^*) Q^*(a)}{\varepsilon^2} \right] a a^\top \\ &\succeq \sum_{a \in \mathcal{A}} \frac{\tilde{C}^2 \log^2(\delta^{-1}) d^2 \log(d) g(Q^*) Q^*(a)}{\varepsilon^2} a a^\top \\ &= \frac{\tilde{C}^2 \log^2(\delta^{-1}) d^2 \log(d) g(Q^*)}{\varepsilon^2} \sum_{a \in \mathcal{A}} Q^*(a) a a^\top, \end{aligned} \quad (37)$$

where we denote by $B \succeq 0$ if the matrix B is positive semi-definite. Hence, we arrive at

$$\begin{aligned} \|a\|_{V_n^{-1}} &= \sqrt{a^\top V_n^{-1} a} \leq \sqrt{\frac{\varepsilon^2 a^\top (\sum_{a \in \mathcal{A}} Q^*(a) a a^\top)^{-1} a}{\tilde{C}^2 \log^2(\delta^{-1}) d^2 \log(d) g(Q^*)}} \\ &\leq \frac{\varepsilon}{\tilde{C} d \sqrt{\log(d)} \log(\delta^{-1})}, \end{aligned} \quad (38)$$

where the last step follows from the fact that Q^* is an optimal solution to (10). The statement follows by combining (36) and (38).

B. Proof of Proposition 2

We first define the empirical mean of the algorithm over the entire time horizon $[T]$ as

$$\hat{\mu} = \frac{1}{T} \sum_{t=1}^T X_t = \frac{1}{T} \sum_{a \in \mathcal{A}} \tau_a(T) \hat{\mu}_a, \quad (39)$$

where $\hat{\mu}_a = (\sum_{t=1}^T X_t \mathbf{1}[A_t = a]) / \tau_a(T)$ is the empirical mean of action a over $[T]$. Defining $\hat{\sigma}_a = (\sum_{t=1}^T (X_t - \hat{\mu}_a)^2 \mathbf{1}[A_t = a]) / \tau_a(T)$ as the empirical variance of action a over $[T]$, the empirical variance of the algorithm over $[T]$ is thus

$$\hat{\sigma}^2$$

$$\begin{aligned}
&= \frac{1}{T} \sum_{t=1}^T (X_t - \hat{\mu})^2 \\
&= \frac{1}{T} \sum_{a \in \mathcal{A}} \sum_{t=1}^T (X_t - \hat{\mu})^2 \mathbf{1}[A_t = a] \\
&= \frac{1}{T} \sum_{a \in \mathcal{A}} \sum_{t=1}^T (X_t - \hat{\mu}_a + \hat{\mu}_a - \hat{\mu})^2 \mathbf{1}[A_t = a] \\
&= \frac{1}{T} \sum_{a \in \mathcal{A}} \sum_{t=1}^T (X_t - \hat{\mu}_a)^2 \mathbf{1}[A_t = a] + \frac{1}{T} \sum_{a \in \mathcal{A}} \sum_{t=1}^T (\hat{\mu}_a - \hat{\mu})^2 \mathbf{1}[A_t = a] \\
&\quad + \frac{1}{T} \sum_{a \in \mathcal{A}} \sum_{t=1}^T 2(X_t - \hat{\mu}_a)(\hat{\mu}_a - \hat{\mu}) \mathbf{1}[A_t = a] \\
&= \frac{1}{T} \sum_{a \in \mathcal{A}} \sum_{t=1}^T (X_t - \hat{\mu}_a)^2 \mathbf{1}[A_t = a] + \frac{1}{T} \sum_{a \in \mathcal{A}} \sum_{t=1}^T (\hat{\mu}_a - \hat{\mu})^2 \mathbf{1}[A_t = a] \\
&= \frac{1}{T} \sum_{a \in \mathcal{A}} \tau_a(T) \hat{\sigma}_a^2 + \frac{1}{T} \sum_{a \in \mathcal{A}} \tau_a(T) (\hat{\mu}_a - \hat{\mu})^2.
\end{aligned} \tag{40}$$

For the second term in (40), we have by (39) that

$$\begin{aligned}
&\sum_{a \in \mathcal{A}} \tau_a(T) (\hat{\mu}_a - \hat{\mu})^2 \\
&= \sum_{a \in \mathcal{A}} \tau_a(T) \left(\frac{1}{T} \sum_{b \in \mathcal{A}} \tau_b(T) \hat{\mu}_a - \frac{1}{T} \sum_{b \in \mathcal{A}} \tau_b(T) \hat{\mu}_b \right)^2 \\
&= \sum_{a \in \mathcal{A}} \tau_a(T) \left(\frac{1}{T} \sum_{b \in \mathcal{A}} \tau_b(T) (\hat{\mu}_a - \hat{\mu}_b) \right)^2 \\
&\leq \frac{T}{T^2} \sum_{a \in \mathcal{A}} \tau_a(T) \left(\sum_{b \in \mathcal{A}} \tau_b(T) (\hat{\mu}_a - \hat{\mu}_b)^2 \right) \\
&= \frac{1}{T} \sum_{a \in \mathcal{A}} \sum_{b \in \mathcal{A}, b \neq a} \tau_a(T) \tau_b(T) (\hat{\mu}_a - \hat{\mu}_b)^2,
\end{aligned} \tag{41}$$

where the second last step follows from the Cauchy-Schwarz inequality. Hence, we have from (39) and (40) that

$$\begin{aligned}
&\mathbb{E} [\hat{R}_\pi(T)] \\
&= \mathbb{E} [\xi_\pi(T) - \xi_{\hat{\pi}^*}(T)] \\
&= \mathbb{E} \left[\sum_{a \in \mathcal{A}} \tau_a(T) (\hat{\sigma}_a^2 - \rho \hat{\mu}_a) \right] - \mathbb{E} \left[\sum_{a \in \mathcal{A}} \tau_a(T) (\sigma_{a_*}^2 - \rho \mu_{a_*}) \right] \\
&\quad + \mathbb{E} \left[\sum_{a \in \mathcal{A}} \tau_a(T) (\hat{\mu}_a - \hat{\mu})^2 \right] \\
&\leq \mathbb{E} \left[\sum_{a \in \mathcal{A}} \tau_a(T) (\hat{\sigma}_a^2 - \rho \hat{\mu}_a) \right] - \mathbb{E} \left[\sum_{a \in \mathcal{A}} \tau_a(T) (\sigma_{a_*}^2 - \rho \mu_{a_*}) \right] \\
&\quad + \frac{1}{T} \mathbb{E} \left[\sum_{a \in \mathcal{A}} \sum_{b \in \mathcal{A}, b \neq a} \tau_a(T) \tau_b(T) (\hat{\mu}_a - \hat{\mu}_b)^2 \right].
\end{aligned} \tag{42}$$

Here, the final step follows from (41). For the first two terms in (42),

$$\begin{aligned}
& \mathbb{E} \left[\sum_{a \in \mathcal{A}} \tau_a(T) (\hat{\sigma}_a^2 - \rho \hat{\mu}_a) \right] - \mathbb{E} \left[\sum_{a \in \mathcal{A}} \tau_a(T) (\sigma_{a_*}^2 - \rho \mu_{a_*}) \right] \\
&= \sum_{a \in \mathcal{A}} \mathbb{E} [\tau_a(T) (\hat{\sigma}_a^2 - \rho \hat{\mu}_a) | \tau_a(T)] - \mathbb{E} \left[\sum_{a \in \mathcal{A}} \tau_a(T) (\sigma_{a_*}^2 - \rho \mu_{a_*}) \right] \\
&= \sum_{a \in \mathcal{A}} \mathbb{E} \left[\mathbb{E} \left[\mathbf{1}[\tau_a(T) > 0] \tau_a(T) \left(\frac{\tau_a(T) - 1}{\tau_a(T)} \sigma_a^2 - \rho \mu_a \right) | \tau_a(T) \right] \right] \\
&\quad - \mathbb{E} \left[\sum_{a \in \mathcal{A}} \tau_a(T) (\sigma_{a_*}^2 - \rho \mu_{a_*}) \right] \\
&= \sum_{a \in \mathcal{A}} \mathbb{E} [\tau_a(T) (\sigma_a^2 - \rho \mu_a - \sigma_{a_*}^2 + \rho \mu_{a_*})] + \sum_{a \in \mathcal{A}, Q^*(a) > 0} \sigma_a^2 \\
&= \sum_{a \in \mathcal{A}} \mathbb{E} [\tau_a(T)] \Delta_a + \sum_{a \in \mathcal{A}, Q^*(a) > 0} \sigma_a^2 \\
&\leq \sum_{a \in \mathcal{A}} \mathbb{E} [\tau_a(T)] \Delta_a + \frac{d(d+1)+2}{2} \sigma_{\max}^2, \tag{43}
\end{aligned}$$

where the last step makes use of the fact that Q^* has at most $d(d+1)/2$ non-zero entries and the RISE algorithm would stick to a single action during the exploitation phase. For the last term of (42),

$$\begin{aligned}
& \frac{1}{T} \mathbb{E} \left[\sum_{a \in \mathcal{A}} \sum_{b \in \mathcal{A}, b \neq a} \tau_a(T) \tau_b(T) (\hat{\mu}_a - \hat{\mu}_b)^2 \right] \\
&= \frac{1}{T} \sum_{a \in \mathcal{A}} \sum_{b \in \mathcal{A}, b \neq a} \mathbb{E} [\mathbb{E} [\tau_a(T) \tau_b(T) (\hat{\mu}_a - \hat{\mu}_b)^2 | \tau_a(T), \tau_b(T)]] \\
&= \frac{1}{T} \sum_{a \in \mathcal{A}} \sum_{b \in \mathcal{A}, b \neq a} \mathbb{E} [\tau_a(T) \tau_b(T) \Gamma_{a,b}^2] \\
&\quad + \frac{1}{T} \sum_{a \in \mathcal{A}} \sum_{b \in \mathcal{A}, b \neq a} \mathbb{E} [\mathbf{1}[\tau_a(T), \tau_b(T) > 0] (\tau_a(T) \sigma_b^2 + \tau_b(T) \sigma_a^2)] \\
&< \frac{1}{T} \sum_{a \in \mathcal{A}} \sum_{b \in \mathcal{A}, b \neq a} \mathbb{E} [\tau_a(T) \tau_b(T) \Gamma_{a,b}^2] + (d(d+1)+2) \sigma_{\max}^2,
\end{aligned}$$

where the last step follows the same argument as that of (43). Combining this and (43), we can conclude the statement.

C. Proof of Proposition 3

We define $\Delta_{\max} = (\sigma_{\max}^2 - \sigma_{\min}^2 + 2\rho)$. For the first term of $\mathbb{E} [\tilde{R}_\pi(T)]$, since the exploration phase lasts for n time periods and $\Delta_a \leq \Delta_{\max}$, by Proposition 1, we have with probability at least $1 - \delta$,

$$\sum_{a \in \mathcal{A}} \mathbb{E} [\tau_a(T)] \Delta_a \leq n \Delta_{\max} + (T - n) \varepsilon. \tag{44}$$

For the second term of $\mathbb{E} [\tilde{R}_\pi(T)]$, since $\Gamma_{a,b} \leq 2$

$$\begin{aligned}
& \frac{1}{T} \sum_{a \in \mathcal{A}} \sum_{b \in \mathcal{A}, b \neq a} \mathbb{E} [\tau_a(T) \tau_b(T)] \Gamma_{a,b}^2 \\
&\leq \frac{4}{T} \sum_{a \in \mathcal{A}} \sum_{b \in \mathcal{A}, b \neq a} \mathbb{E} [\tau_a(T) \tau_b(T)]
\end{aligned}$$

$$\begin{aligned}
&= \frac{4}{T} \sum_{a \in \mathcal{A}} \sum_{b \in \mathcal{A}, b \neq a} (n_a + (T-n)\mathbf{1}[a = \hat{a}^*]) (n_b + (T-n)\mathbf{1}[b = \hat{a}^*]) \\
&= \frac{4}{T} \sum_{a \in \mathcal{A}} \sum_{b \in \mathcal{A}, b \neq a} (n_a n_b + n_b(T-n)\mathbf{1}[a = \hat{a}^*] + n_a(T-n)\mathbf{1}[b = \hat{a}^*]) \\
&= \frac{4}{T} \sum_{a \in \mathcal{A}} \sum_{b \in \mathcal{A}, b \neq a} n_a n_b + \frac{8(T-n)}{T} \sum_{b \in \mathcal{A}, b \neq \hat{a}^*} \tau_b \\
&< \frac{4}{T} \left(n^2 - \sum_{a \in \mathcal{A}} n_a^2 \right) + 8n \leq 12n.
\end{aligned}$$

Combining the above, and setting $\delta = 1/T$, we have (note that the maximal regret is $O(T)$, which would happen with probability at most $\delta = 1/T$),

$$\mathbb{E} \left[\tilde{R}_\pi(T) \right] \leq n(\Delta_{\max} + 12) + (T-n)\varepsilon = O(n + (T-n)\varepsilon). \quad (45)$$

Recall that $n = \sum_{a \in \mathcal{A}} n_a = \tilde{\Theta}(d^3/\varepsilon^2)$, by setting $\varepsilon = \Theta(dT^{-1/3})$, the statement follows.

D. Proof of Proposition 5

By virtue of Eq. (20.3) in Lattimore and Szepesvári (2020), in phase ℓ , for given $\delta_\ell > 0$ we have

$$\Pr \left[\left\| \hat{\theta}_{(\ell)} - \theta_* \right\|_{V_{(\ell)}} \leq 8\sigma_{\max}^2 \sqrt{d + \log \left(\frac{1}{\delta_\ell} \right)} \right] \geq 1 - \delta_\ell. \quad (46)$$

Choosing $\delta_\ell = \frac{\delta}{2\ell^2}$ and applying the union bound over $\ell \in \mathbb{N}$, we see that

$$\Pr \left[\left\| \hat{\theta}_{(\ell)} - \theta_* \right\|_{V_{(\ell)}} \leq 8\sigma_{\max}^2 \sqrt{d + \log \left(\frac{2T^2}{\delta} \right)}, \forall \ell \in \mathbb{N} \right] \geq 1 - \delta. \quad (47)$$

Also, from theorem 1 of Hsieh et al. (2019), for any fixed $\delta > 0$, we have

$$\Pr \left[\left\| \hat{\phi}_{(\ell)} - \phi_* \right\|_{V_{(\ell)}} \leq C_4 d \sqrt{\log(d)} \log \left(\frac{T}{\delta} \right), \forall \ell \in \mathbb{N} \right] \geq 1 - \delta. \quad (48)$$

Combining the above two concentration results we know that for given $\delta > 0$, with probability at least $1 - \delta$,

$$\begin{aligned}
\left| \left\langle \rho\theta_* - \phi_* - \left(\rho\hat{\theta}_{(\ell)} - \hat{\phi}_{(\ell)} \right), a \right\rangle \right| &\leq \left\| \rho\theta_* - \phi_* - \left(\rho\hat{\theta}_{(\ell)} - \hat{\phi}_{(\ell)} \right) \right\|_{V_{(\ell)}} \|a\|_{V_{(\ell)}^{-1}} \\
&\leq \left(\rho \left\| \hat{\theta}_{(\ell)} - \theta_* \right\|_{V_{(\ell)}} + \left\| \hat{\phi}_{(\ell)} - \phi_* \right\|_{V_{(\ell)}} \right) \|a\|_{V_{(\ell)}^{-1}} \\
&\leq \left(\rho 8\sigma_{\max}^2 \sqrt{d + \log \left(\frac{2T^2}{\delta} \right)} + C_4 d \sqrt{\log(d)} \log \left(\frac{T}{\delta} \right) \right) \|a\|_{V_{(\ell)}^{-1}} \\
&\leq \hat{C} d \sqrt{\log(d)} \log \left(\frac{T}{\delta} \right) \|a\|_{V_{(\ell)}^{-1}}
\end{aligned} \quad (49)$$

for any $\ell \in \mathbb{N}$. Applying the union bound over the action set \mathcal{A} , we arrive at

$$\Pr \left[\left| \left\langle \rho\theta_* - \phi_* - \left(\rho\hat{\theta}_{(\ell)} - \hat{\phi}_{(\ell)} \right), a \right\rangle \right| \leq \hat{C} d \sqrt{\log(d)} \log \left(\frac{KT}{\delta} \right) \|a\|_{V_{(\ell)}^{-1}}, \forall \ell \in \mathbb{N} \text{ and } \forall a \in \mathcal{A} \right] \geq 1 - \delta. \quad (50)$$

Recalling the definition of $n_{\ell,a}$ in (22), we have

$$V_{(\ell)} = \sum_{a \in \mathcal{A}_\ell} n_{\ell,a} a a^\top = \sum_{a \in \mathcal{A}_\ell} \left[\hat{C}^2 \frac{d^2 g_\ell(Q_\ell^*) \log(d) Q_\ell^*(a)}{\varepsilon_\ell^2} \log^2 \left(\frac{KT}{\delta} \right) \right] a a^\top$$

$$\succeq \hat{C}^2 \frac{d^2 g_\ell(Q_\ell^*) \log(d)}{\varepsilon_\ell^2} \log^2 \left(\frac{KT}{\delta} \right) \sum_{a \in \mathcal{A}_\ell} Q_\ell^*(a) a a^\top.$$

Hence, we see that

$$\begin{aligned} \|a\|_{V_{(\ell)}^{-1}} &= \sqrt{a^\top V_{(\ell)}^{-1} a} \leq \frac{\varepsilon_\ell}{\hat{C} d \sqrt{\log d}} \frac{1}{\log \left(\frac{KT}{\delta} \right)} \sqrt{\frac{a^\top \left(\sum_{a \in \mathcal{A}_\ell} Q_\ell^*(a) a a^\top \right)^{-1} a}{g_\ell(Q_\ell^*)}} \\ &\leq \frac{\varepsilon_\ell}{\hat{C} d \sqrt{\log d} \log \left(\frac{KT}{\delta} \right)}, \end{aligned} \quad (51)$$

where the last inequality follows from the fact that Q_ℓ^* is an optimal solution to (21). By combining (49) and (51), we conclude the desired result.

E. Proof of Proposition 6

We denote by G_ℓ^a the event that the MV estimate for action a in phase ℓ deviates from the true value no more than ε_ℓ , namely,

$$G_\ell^a = \left\{ \left| \left\langle \rho \hat{\theta}_{(\ell)} - \hat{\phi}_{(\ell)} - (\rho \theta_* - \phi_*), a \right\rangle \right| \leq \varepsilon_\ell \right\}.$$

We say the *good event* happens if for any action a in exploration basis \mathcal{A}_ℓ in all phases, G_ℓ^a happens. I.e., we let $G = \bigcap_{\ell} \bigcap_{a \in \mathcal{A}_\ell} G_\ell^a$. By Lemma 5, we know G happens with probability at least $1 - \delta$.

We first observe that if G happens, then in phase ℓ , the optimal action a_* will not be eliminated at step (4) in Algorithm 2. To see this, suppose in phase ℓ , the optimal arm a_* were eliminated by some suboptimal action b , which means $\exists b \in \mathcal{A}_\ell$ such that

$$\begin{aligned} &\left\langle \rho \hat{\theta}_{(\ell)} - \hat{\phi}_{(\ell)}, b - a_* \right\rangle > 2\varepsilon_\ell \\ \Leftrightarrow &\left\langle \rho \hat{\theta}_{(\ell)} - \hat{\phi}_{(\ell)}, b \right\rangle - \varepsilon_\ell > \left\langle \rho \hat{\theta}_{(\ell)} - \hat{\phi}_{(\ell)}, a_* \right\rangle + \varepsilon_\ell. \end{aligned} \quad (52)$$

Since G happens, we have

$$\left\langle \rho \theta_* - \phi_*, b \right\rangle \geq \left\langle \rho \hat{\theta}_{(\ell)} - \hat{\phi}_{(\ell)}, b \right\rangle - \varepsilon_\ell \quad \text{and} \quad \left\langle \rho \hat{\theta}_{(\ell)} - \hat{\phi}_{(\ell)}, a_* \right\rangle + \varepsilon_\ell \geq \left\langle \rho \theta_* - \phi_*, a_* \right\rangle,$$

which, combined with (52), leads to the contradiction $\left\langle \rho \theta_* - \phi_*, b \right\rangle > \left\langle \rho \theta_* - \phi_*, a_* \right\rangle$.

Next, we argue that provided the good event G happens, a suboptimal arm a with gap Δ_a will be eliminated before $\ell_a = \min\{\ell : 2\varepsilon_\ell < \Delta_a\}$. Indeed, at step (3) of phase $\ell + 1$, the estimated MV gap of action a based on estimators in the previous phase ℓ is no more than $2\varepsilon_\ell$, i.e.,

$$\max_{b \in \mathcal{A}_{\ell+1}} \left\langle \rho \hat{\theta}_{(\ell)} - \hat{\phi}_{(\ell)}, b - a \right\rangle \leq 2\varepsilon_\ell = 4\varepsilon_{\ell+1}.$$

In particular, the optimal action a_* remains in $\mathcal{A}_{\ell+1}$. Hence, we have

$$\left\langle \rho \hat{\theta}_{(\ell)} - \hat{\phi}_{(\ell)}, a_* - a \right\rangle \leq 2\varepsilon_\ell \quad (53)$$

for any suboptimal arm $a \in \mathcal{A}_{\ell+1}$. On the other hand, the event G implies that $-\varepsilon_\ell \leq \left\langle \rho \hat{\theta}_{(\ell)} - \hat{\phi}_{(\ell)} - (\rho \theta_* - \phi_*), a \right\rangle \leq \varepsilon_\ell$ and $-\varepsilon_\ell \leq \left\langle \rho \hat{\theta}_{(\ell)} - \hat{\phi}_{(\ell)} - (\rho \theta_* - \phi_*), a_* \right\rangle \leq \varepsilon_\ell$ hold, which means

$$-2\varepsilon_\ell \leq \left\langle \rho \theta_* - \phi_*, a_* - a \right\rangle - \left\langle \rho \hat{\theta}_{(\ell)} - \hat{\phi}_{(\ell)}, a_* - a \right\rangle \leq 2\varepsilon_\ell. \quad (54)$$

Combining (53) and (54) yields that

$$\Delta_a = \langle \rho\theta_* - \phi_*, a_* - a \rangle \leq 4\varepsilon_\ell = 2\varepsilon_{\ell+1}.$$

Therefore, the true MV gap incurred by a suboptimal action in \mathcal{A}_ℓ is at most $2\varepsilon_\ell$. In other words, when G happens, a suboptimal action a with gap Δ_a will be eliminated before phase $\ell_a = \min\{\ell \geq 1 : 2\varepsilon_\ell < \Delta_a\} = \lceil \log_2(2/\Delta_a) \rceil$. This also indicates

$$\varepsilon_{\ell_a} \geq \frac{\Delta_a}{4}. \quad (55)$$

By setting $\delta = 1/T$, we can therefore bound the quantity $\mathbb{E}[\tau_a(T)]$:

$$\begin{aligned} \mathbb{E}[\tau_a(T)] &\leq \frac{1}{T} \cdot T + \left(1 - \frac{1}{T}\right) \sum_{\ell=1}^{\ell_a} n_{\ell,a} \\ &\leq 1 + \sum_{\ell=1}^{\ell_a} \left[\hat{C}^2 \frac{d^2 g_\ell(Q_\ell^*) \log(d) Q_\ell^*(a)}{\varepsilon_\ell^2} \log^2 \left(\frac{KT}{\delta} \right) \right] \\ &\leq 1 + \sum_{\ell=1}^{\ell_a} \left(\hat{C}^2 \frac{d^3 \log(d) Q_\ell^*(a)}{\varepsilon_\ell^2} \log^2 \left(\frac{KT}{\delta} \right) + 1 \right) \\ &\leq 1 + \hat{C}^2 d^3 \log(d) \log^2(KT^2) \sum_{\ell=1}^{\ell_a} \frac{Q_\ell^*(a)}{\varepsilon_\ell^2} + \ell_a \\ &\leq 1 + \hat{C}^2 d^3 \log(d) \log^2(KT^2) \frac{\sum_{\ell=1}^{\ell_a} Q_\ell^*(a)}{\varepsilon_{\ell_a}^2} + \log \left(\frac{2}{\Delta_a} \right) + 1 \\ &\leq 2 + \frac{16\hat{C}^2 d^3 \log(d) \log^2(KT^2)}{\Delta_a^2} \left(\sum_{\ell=1}^{\ell_a} Q_\ell^*(a) \right) + \log \left(\frac{2}{\Delta_a} \right). \end{aligned} \quad (56)$$

Here, the second last inequality uses the fact that $\varepsilon_{\ell-1} > \varepsilon_\ell$ and the last step uses (55). Therefore, noting the simple algebraic fact that $\log(2/\Delta) < 1/\Delta^2$ for positive Δ , we conclude that

$$\mathbb{E}[\tau_a(T)] \leq O \left(\frac{d^3 \log(d) \log^2(KT)}{\Delta_a^2} \left(\sum_{\ell=1}^{\ell_a} Q_\ell^*(a) \right) \right).$$