

Authors are encouraged to submit new papers to INFORMS journals by means of a style file template, which includes the journal title. However, use of a template does not certify that the paper has been accepted for publication in the named journal. INFORMS journal templates are for the exclusive purpose of submitting to an INFORMS journal and should not be used to distribute the papers in print or online or to submit the papers to another publication.

A Nonparametric Framework for Online Stochastic Matching with Correlated Arrivals

Ali Aouad

London Business School, Regent's Park, London, United Kingdom, aaouad@london.edu

Will Ma

Graduate School of Business, Columbia University, New York, NY 10027, wm2428@gsb.columbia.edu

The design of online algorithms for matching markets and revenue management settings is usually bound by the stochastic prior that the demand process is formed by a fixed-length sequence of queries with unknown types, each drawn independently. This assumption of *serial independence* implies that the demand of each type, i.e., the number of queries of a given type, has low variance and is approximately Poisson-distributed.

This paper explores more general stochastic models for online edge-weighted matching that depart from the serial independence assumption. We propose two new models, INDEP and CORREL, that capture different forms of serial correlations by combining a nonparametric distribution for the demand with standard assumptions on the arrival patterns—adversarial or random order. The INDEP model has arbitrary marginal distributions for the demands but assumes cross-sectional independence for the customer types, whereas the CORREL model captures common shocks across customer types. We demonstrate that fluid relaxations, which rely solely on expected demand information, have arbitrarily bad performance guarantees. In contrast, we develop new algorithms that essentially achieve optimal constant-factor performance guarantees in each model. Our mathematical analysis includes tighter linear programming relaxations that leverage distribution knowledge, and a new lossless randomized rounding scheme in the case of INDEP. In numerical simulations of the INDEP model, we find that tighter relaxations are beneficial under high-variance demand and that our demand-aware rounding scheme can outperform stockout-aware rounding.

Key words: Online matching, demand uncertainty, competitive ratio, LP rounding.

1. Introduction

In online platforms and supply chain operations, the allocation of scarce resources to customers in real-time is often represented by an online matching problem. In this setting, customer queries, which can be of m distinct types, arrive over a finite time horizon and must be irrevocably served with up to one of n inventory-constrained resources. A known reward of $r_{i,j}$ (possibly $r_{i,j} = 0$) is

collected each time a query of any type $j = 1, \dots, m$ is served by any resource $i = 1, \dots, n$. The objective is to maximize the total reward collected over the time horizon.

To inform such online decisions, the decision-maker often has prior information about future demand. An expansive line of research on online *stochastic* matching focuses on the design of matching algorithms under distributional assumptions regarding the sequence of arriving queries. The stochastic processes studied by researchers and used by practitioners often assume *serial independence* (SI) over a fixed horizon: the type of each arriving query $t = 1, \dots, T$ is drawn from a known distribution $(p_{t,j})_{j \in [m]}$, independent of the history. We refer to this setting as the *SI model*. Although this assumption is natural as a local Poisson approximation of the arrival process, the resulting models have important restrictions, which we propose to revalue in this research.

Serial independence assumption. The assumption that queries arrive independently, according to known rates $p_{t,j}$ across types $j \in [m]$, may not accurately capture the information available to the decision-maker. In practice, such arrival rates are estimated from data, and estimation errors may create serial correlations in the arrival process. That is, even if the SI model is the ground truth, the decision-maker may not know $p_{t,j}$ and instead only have access to a noisy forecast $\hat{p}_{t,j} = p_{t,j} + \varepsilon_{t,j}$ where the zero-mean errors $\varepsilon_{t,j}$ are likely to be serially correlated across time $t \in [T]$. Therefore, if the researcher simply plugs in the prior estimates $\hat{p}_{t,j}$ to the SI model then it would not reflect the fact that these estimates can be later updated, due to the correlations across $\varepsilon_{1,j}, \dots, \varepsilon_{T,j}$. For example, upon observing an “unexpectedly high” proportion of arrivals from a certain type j , the platform may update its estimate $\hat{p}_{t,j}$ upwards for future arrivals. Such Bayesian updates of the posterior distribution are not consistent with the serial independence assumption. It may be valuable to formulate stochastic models of online matching that reflect such correlations and devise algorithms that adapt to the information revealed within the arrival process.

Another shortcoming of adopting the SI model from the decision-maker’s perspective is that the number of queries of any type $j \in [m]$, which we call the *demand* D_j for type j , would have a variance at most equal to its mean, i.e., $\text{Var}(D_j) \leq \mathbb{E}[D_j]$ for all $j \in [m]$. This is because D_j is the sum of T independent Bernoulli¹ random variables. Strikingly, this inequality is not consistent with demand models typically used in operations management. For example, when modeling unknown demand in supply chains, textbook examples use a Normal distribution with an arbitrary mean and standard deviation (Simchi-Levi et al. 2005). As another example, when managing revenue from different customer classes j , standard models allow the demands D_j to be drawn from arbitrary distributions (Talluri and Van Ryzin 2004, Chap. 2.2), which are independent across j but do not need to satisfy $\text{Var}(D_j) \leq \mathbb{E}[D_j]$. In fact, Talluri and Van Ryzin (2004, Chap. 2.5) identify the same challenge when modeling how customer queries arrive over time:

¹ We note there is also a continuous-time version where the demands D_j have Poisson distributions; in this case D_j has variance equal to its mean.

“*Dynamic models* [e.g. online stochastic matching] *allow for an arbitrary order of arrival, with the possibility of interspersed arrivals of several classes [...] the dynamic models require the assumption of Markovian (such as Poisson) [i.e. serial independence] arrivals to make them tractable. This puts restrictions on modeling different levels of variability in demand.*”

Examples of demand data. As concrete examples, we observe first hand that the SI assumption and inequality $\text{Var}(D_j) \leq \mathbb{E}[D_j]$ may not hold on real-world demand data. Fulfilling customer orders in e-commerce is an important application of the online matching problem. We analyze two separate data sets describing different online retail settings, the first one being released by the e-commerce platform JD.com (Shen et al. 2020), and the second one being a proprietary data set from a large fashion retail platform. Both platforms need to decide in real time from which warehouse to dispatch the items ordered by their customers. To model these decisions as an online matching problem, we assume that the time horizon “restarts” each time the warehouses are replenished. Therefore, we analyze the demand at the warehouse-SKU level, counting the number of units of an SKU ordered by individuals local to a warehouse, over a duration approximately representing a replenishment cycle. We find that the variance in the demand per warehouse-SKU exceeds the mean demand in the majority of cases, sometimes by an order of magnitude, even after controlling for several factors. Moreover, these numerical examples show that the demands of query types $j \in [m]$ are often serially correlated over time, which may reflect both idiosyncratic shocks for each type (e.g., specific products becoming popular in certain locations) or common shocks across types (e.g., exogenous events that may shift the demand for all products and locations). Details of this analysis are presented and further discussed in **Appendix A**.

Motivated by limitations of the SI model, this paper proposes nonparametric models for online stochastic matching. Our approach relaxes the SI assumption and may capture high-variance demand and correlated arriving queries. While existing algorithms and problem relaxations fail to achieve strong performance guarantees in such settings, we identify new principles for the design of online matching algorithms under correlated demand and obtain tractable performance guarantees.

1.1. Modeling framework

Framework. Modeling correlated arrivals through a stochastic process requires specifying an adequate temporal correlation structure, which may depend on the application at hand. Instead, our framework focuses on modeling the *demand vector* $\mathbf{D} = (D_1, \dots, D_m)$, which counts for each $j \in [m]$, the aggregate number of queries D_j from type j that arrive in the sequence. We assume that \mathbf{D} is random and drawn from a distribution known to the decision-maker. Note that the total demand $D = \sum_{j=1}^m D_j$, which was equal to a deterministic horizon length in the SI model, is now a random variable. Once the realization of \mathbf{D} is drawn, we need to further specify the queries’ arrival order. For this, we consider two models from the online (non-stochastic) matching literature:

- *Adversarial order* (ADV): the sequence is an arbitrary adversarially-chosen permutation of $(\underbrace{1, \dots, 1}_{D_1}, \dots, \underbrace{m, \dots, m}_{D_m})$, where each type j is repeated with multiplicity D_j ;
- *Random order* (RAND): the sequence of queries is a random permutation of the same vector, chosen uniformly at random.

Although the arrival order might affect the performance of online algorithms, it does not modify the *offline optimum*, which computes the maximum total reward obtainable from matching queries to resources in hindsight, with full knowledge of the sequence. This benchmark, which is often used to measure the performance of online algorithms, only depends on the realization of \mathbf{D} .

In the remainder, we focus on modeling the random demand \mathbf{D} by imposing natural restrictions on the class of distributions. We introduce two distinct models that generalize the SI setting, yet capture very different forms of serial correlations.

Model 1: INDEP-endent demand across types. Our first model, called INDEP, allows the marginal distributions of \mathbf{D} to be arbitrary, but requires the demands per type to be mutually independent. That is, the demand coordinate D_j of each type $j \in [m]$ is drawn independently from any nonparametric distribution, which may well differ across types. With this setting, our model captures any desired serial correlation pattern, but it requires cross-sectional independence, i.e, the demand per type are mutually independent and serial correlations are confined within each type. Illustrating this assumption, the INDEP model may represent spatial markets, where query types correspond to distinct geographic regions and the demand shocks are idiosyncratic to each region. An analogous model is proposed by Talluri and Van Ryzin (2004, Chap. 2), and in particular, INDEP enables us to flexibly quantify the level of uncertainty per type, with $\text{Var}(D_j)$ possibly larger than $\mathbb{E}[D_j]$. Our results for INDEP extend the SI setting, and our model captures as a special case the continuous-time version of SI where queries arrive according to independent Poisson processes (see **Appendix B**).

Model 2: CORREL-ated demand across types. Our second model, called CORREL, allows the distribution of the total demand $D = \sum_{j=1}^m D_j$ to be arbitrary, but conditional on the realization of D , requires that the demand per type D_j essentially follows an SI model with horizon D . That is, conditional on D , each query $t \in [D]$ independently draws a type from $\{1, \dots, m\}$ according to a known probability vector $\mathbf{p} = (p_1, \dots, p_m)$, which represents the average proportions across types, with $\sum_{j=1}^m p_j = 1$. Ultimately this means that D_j is Binomially distributed with success probability p_j and number of trials equal to D . In this setting, the serial correlations stem from the common factor D , but conditional on the realization of D , the demand per type is consistent with the SI assumption. Unlike the INDEP model, CORREL can capture positive cross-sectional correlations across j -s, in that a high realization of D leads to every demand D_j being larger. This setting is motivated by external common shocks, such as weather, unobserved calendar effects, or

competitor actions, that can simultaneously affect the demands of all types. In practice, although the time duration between consecutive replenishments may be fixed, it is unlikely that the exact number of customer queries would be known. As such, CORREL enables us to flexibly represent the randomness in the number of customer queries (i.e., total demand) D , with $\text{Var}(D)$ possibly larger than $\mathbb{E}[D]$. Our results for CORREL also extend the SI setting, and our model again captures the Poisson version of SI as a special case (see **Appendix B**).

1.2. Preview of theoretical results and techniques

We first discuss why serial correlation poses challenges for classical online stochastic matching algorithms based on fluid relaxations. Fluid or “ex-ante” Linear Programming (LP) relaxations solve a certainty-equivalent problem, where the random demands D_j are replaced by their expectations $\mathbb{E}[D_j]$. Below, we construct a trivial example illustrating why this approach may be too coarse when the SI assumption is violated. This example falls under both INDEP and CORREL models, and also the arrival order (ADV vs. RAND) does not matter because there is only one type.

EXAMPLE 1. *Consider an instance with n resources, $m = 1$ query type, rewards $r_{i,1} = 1$ for all $i \in [n]$, and demand distribution satisfying $\Pr[D_1 = 0] = 1 - \varepsilon$ and $\Pr[D_1 = \lceil \frac{n}{\varepsilon} \rceil] = \varepsilon$. Then, the fluid LP has optimal value n but the best-achievable total expected reward is only εn .*

Example 1 shows that unlike in the SI case, the fluid LP’s optimal value can exceed the best-achievable reward by an arbitrary factor. This inadequacy is not restricted to trivial examples, and we can show that the fluid relaxation (even with reasonable alterations) is not adequate for designing algorithms that achieve a constant factor of the offline optimum, and prescribes poor decisions in general when the SI assumption is violated. Therefore, we develop new relaxations and algorithms for the INDEP and CORREL models.

Competitive algorithms and lossless rounding for INDEP (Section 4). For edge-weighted online bipartite matching with adversarial arrival order, we show that under the INDEP model of stochastic demand, there exists a $1/2$ -competitive polynomial-time online algorithm (Theorem 1). Formally defined in **Section 3**, the notion of competitive ratio captures the algorithm’s total expected rewards relative to the expected offline optimum, which is computed in hindsight upon knowing the realization of \mathbf{D} . Our algorithm leverages a “truncated” LP relaxation of the optimal offline matching, because the typical fluid LP relaxation leads to a competitive ratio of 0 (Proposition 1). The crux of our algorithm is a new procedure for randomly routing the arrivals of a given type (whose demand is unknown a priori) to resources, which enables a reduction to the standard prophet inequality problem (Algorithm 1). This procedure provides a polynomial time *lossless rounding* for any feasible solution to our truncated LP (Algorithm 2)—that is, it routes a query to each resource with a probability exactly equal to the rate prescribed by our fractional LP solution, over

the randomness in the demand and the algorithm. Importantly, we show that our competitive ratio of $1/2$ cannot be improved even if the resources have large starting inventories (Proposition 2), due to the high-variance nature of INDEP demand.

Finally, we consider a data-driven version of this result, where the distribution of the demand vector is unknown and the decision-maker only has access to IID samples drawn from that distribution. By adapting our algorithm for INDEP, we essentially show that a competitive ratio close to $1/2$ is still achievable with high probability from a polynomial number of IID samples. This robust algorithm and finite-sample error bound are separately presented in **Appendix C**.

Approximation algorithms for CORREL (Section 5). For edge-weighted online bipartite matching with randomly order arrivals, no constant-factor competitive ratio can be attained under the CORREL model of stochastic demand. Accordingly, we focus on the notion of *approximation ratio*, which measures an algorithm’s performance relative to the online optimum—a tighter benchmark. We derive a $1/2$ -approximate algorithm (Theorem 2), whose performance guarantee improves to 1 when the starting inventories are large. This algorithm leverages a new “conditional” LP that is a relaxation of the optimal online algorithm, relative to which the approximation ratio of $1/2$ is tight under small inventory (Proposition 4). Our algorithm is adaptive to the unfolding of the total demand D in the CORREL model—interestingly, we show that commonly used policies that set non-adaptive acceptance thresholds for the resources necessarily incur an approximation ratio of 0 (Proposition 3). Our algorithm and analysis also extend to Network Revenue Management.

Relation to existing results. These theoretical results, whereby INDEP admits a $1/2$ -competitive ratio and CORREL admits a $1/2$ -approximation ratio, demonstrate that the best-known performance guarantees for the SI model can be generalized to weaker distributional assumptions, INDEP and CORREL, capturing serially correlated arrivals and high-variance demand. These results are meaningful in the edge-weighted setting, where we allow for arbitrary edge-dependent rewards r_{ij} . If the rewards are uniform, then it is well-known that better competitive ratios are achievable. In fact, the unweighted (or vertex-weighted) setting, which we review in Section 2, is very different from the edge-weighted case, as constant-factor competitive algorithms exist even without assuming any stochastic model for \mathbf{D} .

On another note, our results can be leveraged for any parametric family of arrival processes that is consistent with our models. For instance, one can have a continuous-time arrival process for each query type $j \in [m]$ in the form of a self-exciting Hawkes process (Laub et al. 2015). When these processes are mutually independent, our result for INDEP immediately yields a $1/2$ -competitive algorithm. Our result for INDEP is also applicable when queries of each type arrives following an independent stationary Poisson process with a random rate, drawn from a known stochastic prior. By considering only the distribution of the aggregate demand \mathbf{D} and being robust to an arbitrary

interleaving of query types in the arrival sequence, our process-agnostic analysis yields performance guarantees that may not be known or easy to derive otherwise.

1.3. Numerical results and algorithmic advancements

In **Section 6**, we generate synthetic instances of our INDEP model with varying standard deviations σ relative to the mean demand μ . We compare our lossless rounding to standard independent rounding methods (with and without resampling), and our truncated LP to the classical fluid and offline LP's. We find that lossless rounding outperforms standard rounding methods and improves the overall performance when $\sigma > \sqrt{\mu}$. The highest total rewards are achieved by losslessly rounding the offline LP, rather than the truncated LP. However, our truncated LP is much faster to solve despite having exponentially many constraints, thanks to an efficient separation oracle.

Our theoretical and numerical results suggest new principles for designing online matching policies. To illustrate this, we construct intuitive examples that explain the inner workings of our algorithms, and illustrate why they outperform standard online rounding methods and fluid LP relaxations. We outline these examples here, deferring full details to **Appendix D**.

First, we consider a setting with vertically differentiated resources and demand types. The resources are sorted by quality, where more valuable resources yield higher rewards for all compatible demand types. In turn, the customer types are sorted by flexibility, where more picky types are compatible only with more valuable resources (i.e., they have reward values of 0 with other resources). Applied to this setting, the fluid LP optimizes for an environment without any demand variability, and thus, it dedicates the most valuable resources to serve only the most picky customer types. However, in a stochastic environment with demand variability, this could leave the most valuable resources unutilized with a large probability. In contrast, our truncated LP fixes this issue by relaxing the “pickiness threshold” required to utilize the most valuable resources; implicitly, our new LP relaxation calibrates such a threshold based on the variance of the demand and the differences in rewards.

Meanwhile, our lossless rounding procedure provides a specific way of implementing LP fractional solutions in real-time. Intuitively, for each customer type, it both balances the load across resources *and* routes queries to resources in accordance with the fractional LP rates. Standard rounding procedures based on sampling with or without replacement satisfy only one of these criteria, and perform notably worse than our algorithm when the variance of the demand is high.

Finally, both of the above advancements are intended for settings where the demands of each type have independent shocks. If there is a common random shock, like in our CORREL model, then our algorithm improves upon the fluid LP in a different way. Here, we explain a setting with a single resource and vertically differentiated demand types who are willing to pay different prices

for that resource. The fluid LP would set prices agnostic to the common shock in the demands, and potentially use up too much of the resource early. By contrast, our conditional LP incorporates the variance of demand and the price curve to determine the extent to which inventory should be preserved, to gamble on the common shock being large and positive.

2. Related work

In this section, we briefly review related literature on online matching and algorithm design, focusing on what distinguishes our theoretical findings from existing performance guarantees.

Competitive ratios for online matching. When the arrival order is adversarial, a constant-factor competitive ratio is impossible without any information about \mathbf{D} (Aggarwal et al. 2011, Apx. E). However, in the unweighted setting with binary rewards $r_{i,j} \in \{0, 1\}$, or the vertex-weighted setting with a constant reward $r_{i,j} = r_i$ for each resource $i \in [n]$, a competitive ratio of $1 - 1/e \approx 0.632$ is known. This is the classical result of Karp et al. (1990) and the extension of Aggarwal et al. (2011) respectively, which, under these restrictions on edge weights, provides a better guarantee than our $1/2$ -competitive algorithm. When arrival order is random, a constant-factor competitive ratio is again impossible without any information on \mathbf{D} (see Vardi 2015). If the total demand D is known, then a competitive ratio of $1/e \approx 0.368$ is possible (Kesselheim et al. 2013). This guarantee is worse than our $1/2$, but regardless it is incomparable with our results in the $\text{CORREL} \cap \text{RAND}$ model, in which there is additional structure but the total demand is unknown.

Without requiring any information about demand or arrival order, competitive ratios for edge-weighted online matching have been derived in the free-disposal (Feldman et al. 2009, Fahrback et al. 2020), weight-dependent (Ma and Simchi-Levi 2020), and buyback (Ekbatani et al. 2022) models. Closer to our setting, Lan et al. (2008) study a robust information structure where only upper and lower bounds on D_j are known for a single resource with arbitrary edge weights. Unlike our results, their weight-dependent performance guarantees tend to 0 in the worst case as the variability of the rewards increases.

Online stochastic matching. There is an expansive line of research on online matching with a stochastic prior on the sequence of customer queries. Variants of the SI model have been extensively studied. In the edge-weighted setting, Alaei et al. (2012b) establish a competitive ratio of $1/2$ when the distribution over types $(p_{t,j})_{j \in [m]}$ is time-varying. Our $1/2$ -competitive algorithm for INDEP provides a generalization and fresh perspective of this classical result (see Appendix B). Ehsani et al. (2018) derive an improved lower bound of $1 - 1/e$ when the arrival order is chosen uniformly at random (i.e., RAND order). The special case where types are drawn IID has also been extensively studied starting with the seminal works of Feldman et al. (2009) and Manshadi et al. (2012). Under an *integral arrival rates* assumption, the best-known guarantees are 0.705

for edge-weighted (Brubach et al. 2016) and 0.729 for vertex-weighted and unweighted (Brubach et al. 2016). Without this assumption, the best-known guarantees are 0.716 for vertex-weighted and unweighted (Huang et al. 2022), and $1 - 1/e$ has also been recently beaten for edge-weighted (Yan 2022, Feng et al. 2023). Approximation ratios are also well-defined in online stochastic matching and can be different from competitive ratios, as we find for our CORREL model. For example, Papadimitriou et al. (2021) obtain a 0.51-approximation for the setting of Alaei et al. (2012b), in which competitive ratios cannot breach $1/2$; the best-known approximation ratio has been further improved in subsequent work (Braverman et al. 2022). Related literature has also studied dynamic variants of the stochastic matching problem, where resources continuously replenish and remain available for matching throughout a stochastic horizon. The single resource setting admits a $1/2$ -competitive algorithm (Kessel et al. 2022), whereas an approximation ratio of $1 - 1/e$ is achievable in the matching setting (Aouad and Saritaç 2022).

Stochastic horizons. Our CORREL model is closely connected to several results for sequential decision problems with stochastic horizons, meaning that the length of the sequence of customer queries is random. This model has appeared in Walczak (2006). In a similar vein, Besbes and Sauré (2014) consider a dynamic pricing problem where the demand shifts (possibly to 0) after a random time. They propose a relaxation (Besbes and Sauré 2014, eq. (6)) that is similar in spirit to our “conditional” LP, and study structural properties of the policy induced by such a relaxation and how this depends on the randomness. In a concurrent and independent work, Bai et al. (2022) develop an LP relaxation for the Network Revenue Management problem that is analogous to our conditional LP. They show that their LP is a valid upper bound using Lagrangian duality and a clever choice of multipliers; we prove a similar property in Section F.2 using a sample path-based argument, which might be simpler. In either case, none of the aforementioned papers establish constant-factor performance guarantees in a non-asymptotic regime, which we achieve in this paper in the form of a $1/2$ -approximation. On a technical level, the notion of stochastic horizons is also connected to perishable inventory; Alijani et al. (2020) devise a $1/2$ -competitive algorithm for a single resource in the special case of distributions satisfying the monotone hazard-rate condition.

Lossless rounding schemes. Finally, our rounding scheme for the truncated LP adds to a short list of results that provide polynomially solvable LPs that exactly represent a certain class of implementable (randomized) allocation policies—in our context, the truncated LP is exact for a fixed query type with random demand. Results in this spirit include the LP formulation by Alaei et al. (2012a) for the polytope of implementable interim allocation rules in multi-agent Bayesian auctions, which is essentially a polynomial-size lifted version of an earlier LP by Border (1991).

A well-known dependent rounding for the bipartite matching polytope is due to Gandhi et al. (2006). For the query-commit model of online bipartite matching, Gamlath et al. (2019a) propose an

efficiently separable LP that tightly describes the distribution of implementable query-then-match policies for any fixed vertex. Online rounding methods have also been recently applied in adversarial online matching problems (Gamlath et al. 2019b, Buchbinder et al. 2021); these problems differ from ours in that we are rounding a fractional solution based on stochastic information of how many more vertices (of a homogeneous type) will arrive in the future.

Finally, Asadpour et al. (2020) recently derive an exact exponential-sized LP for the distribution of permutations over a given ground set based on Hall’s matching theorem (Hall 1987), and develop a relaxation that can be computed in polynomial time. This result also differs from ours because the fractional solution assigns (sets of) items to specific positions, whereas in our setting the LP solution merely indicates an aggregate probability for routing each item to some arriving query within the stochastic stream of customer queries.

3. Preliminaries

Notation. For a positive integer n , we let $[n]$ denote the set $\{1, \dots, n\}$.

Model. An instance \mathcal{I} of our online stochastic matching model consists of the following parameters: the number of resource types n , the number of query types m , the corresponding reward values $(r_{i,j})_{i \in [n], j \in [m]}$, the starting inventories $(k_i)_{i \in [n]}$, the distribution of the demand random variable \mathbf{D} , and a categorical variable for its arrival pattern which could be “adversarial” or “random”. Each resource i can be matched at most k_i times. Meanwhile, $\mathbf{D} = (D_j)_{j \in [m]}$ is a random vector denoting for each type $j \in [m]$ the total number of queries D_j of that type to arrive. The total demand, defined as $D = D_1 + \dots + D_m$, is the length of the sequence of all queries.

We consider two classes of distributions, INDEP and CORREL, for the demand random variable \mathbf{D} . Under the first class, entries D_j of \mathbf{D} are drawn from arbitrary distributions, independently across j . We emphasize that each type $j \in [m]$ may have a different distribution for its demand D_j . Meanwhile, the second class allows for entries D_j of \mathbf{D} to be correlated in the following way: first the total demand D is drawn from an arbitrary distribution, and then the types of these D queries are specified by independent and identically distributed outcomes. Each type $j \in [m]$ is drawn with probability p_j , where we assume that $\sum_{j=1}^m p_j = 1$. We use the notation $\mathcal{I} \in \text{INDEP}$ or $\mathcal{I} \in \text{CORREL}$ to indicate that the demand distribution for instance \mathcal{I} falls under each of the above classes, respectively.

Finally, the arrival pattern will generate a sequence of query types σ representing the arrival order of the $D = D_1 + \dots + D_m$ queries. In σ , each type j has multiplicity D_j , i.e. appears exactly D_j times. We denote by $\mathcal{S}(\mathbf{D})$ the set of all such sequences, noting that $|\mathcal{S}(\mathbf{D})| = \frac{D!}{D_1! \dots D_m!}$.

Algorithms and performance. An online algorithm provides a (randomized) policy for how to match queries on-the-fly, knowing only the instance \mathcal{I} ahead of time. Specifically, the algorithm

has access to the full distribution of the demand and the arrival pattern, but it does not know the specific realization of \mathbf{D} and σ until those are revealed by the sequence of queries. We let $\text{ALG}_{\mathcal{I}}(\mathbf{D}, \sigma)$ denote the total reward collected by the algorithm in expectation (over any randomness in the algorithm) when the demand vector realizes to \mathbf{D} and the arrival order is σ .

Recall that σ is determined by an arrival pattern associated with instance \mathcal{I} , which is either adversarial or random, in which case we write $\mathcal{I} \in \text{ADV}$ or $\mathcal{I} \in \text{RAND}$ respectively. Under adversarial order, σ is chosen to minimize $\text{ALG}_{\mathcal{I}}(\mathbf{D}, \sigma)$ knowing both \mathbf{D} and the algorithm² being used. Therefore, if $\mathcal{I} \in \text{ADV}$ then we define the algorithm's performance to be $\text{ALG}(\mathcal{I}) := \mathbb{E}_{\mathbf{D}}[\inf_{\sigma \in \mathcal{S}(\mathbf{D})} \text{ALG}_{\mathcal{I}}(\mathbf{D}, \sigma)]$. Meanwhile, under random order, conditional on the realization of \mathbf{D} , the sequence σ is equally likely to be any element in $\mathcal{S}(\mathbf{D})$. Therefore, if $\mathcal{I} \in \text{RAND}$ then we define the algorithm's performance to be $\text{ALG}(\mathcal{I}) := \mathbb{E}_{\mathbf{D}, \sigma}[\text{ALG}_{\mathcal{I}}(\mathbf{D}, \sigma)]$. We note that algorithmic performance can always be made better for instances $\mathcal{I} \in \text{RAND}$ than for the corresponding instances in ADV .

Benchmarks. We formalize standard benchmarks against which the performance of online algorithms is measured. We define $\text{OFF}_{\mathcal{I}}(\mathbf{D})$ as the maximum-weight *offline* matching that could have been made knowing the demand realization \mathbf{D} in advance. Clearly, the offline matching does not depend on the arrival order σ . Consequently, the offline optimum, or prophet optimum, is the quantity $\text{OFF}(\mathcal{I}) := \mathbb{E}_{\mathbf{D}}[\text{OFF}_{\mathcal{I}}(\mathbf{D})]$. For instances $\mathcal{I} \in \text{RAND}$, we also consider the online optimum $\text{OPT}(\mathcal{I})$, corresponding to the performance of an optimal online algorithm without any restriction on computational time. This algorithm is defined as an exponential-sized dynamic program that makes decisions in each stage to maximize total expected reward, based on the prior on \mathbf{D} and σ and the information revealed thus far; see Appendix F.1 for a formal definition.

Competitive and approximation ratios. For every $c \in [0, 1]$, we say that an algorithm is *c-competitive* for a family of instances if $\text{ALG}(\mathcal{I})/\text{OFF}(\mathcal{I}) \geq c$ for all such instances \mathcal{I} . The maximum constant c for which this holds, i.e. the quantity $\inf_{\mathcal{I}} \text{ALG}(\mathcal{I})/\text{OFF}(\mathcal{I})$ with \mathcal{I} restricted to that family, is sometimes referred to as the *competitive ratio* (for the family and algorithm in question). Our upper bounds (negative results) will generally hold for the competitive ratio of *any* algorithm. In this paper, we consider competitive ratios for families of instances constructed by specifying $\mathcal{I} \in \text{INDEP} \cap \text{ADV}$, or by specifying $\mathcal{I} \in \text{CORREL} \cap \text{RAND}$, with otherwise no restrictions on n , m , the reward values $r_{i,j}$, or the distributions. We note that our lower bounds (positive results) from $\text{INDEP} \cap \text{ADV}$ also apply to $\text{INDEP} \cap \text{RAND}$ (or any other way of generating σ under INDEP), because as explained earlier, ADV minimizes the algorithmic performance.

²We assume that the adversary does not know the realization of the algorithm's random bits, for simplicity. Our result for $\text{INDEP} \cap \text{ADV}$ can be made to work against an almighty adversary, if we modify a prophet inequality designed to work against an almighty adversary (e.g. Chawla et al. 2010) to a version based on the LP.

When restricting attention to instances $\mathcal{I} \in \text{RAND}$, we also define a notion of approximation ratio, where the algorithm’s performance is normalized with respect to the online optimum $\text{OPT}(\mathcal{I})$. For every $\alpha \in [0, 1]$, we say that an algorithm is α -approximate for a family of RAND instances if $\text{ALG}(\mathcal{I})/\text{OPT}(\mathcal{I}) \geq \alpha$ on all instances \mathcal{I} lying in this family.

4. Competitive Algorithm for the INDEP model

In this section, we present our algorithmic results for the INDEP model. In Section 4.1, we justify the need for a new LP relaxation, called the “truncated” LP. In Section 4.2, we develop our algorithm for the INDEP model, assuming the existence of a lossless rounding scheme for the truncated LP, and derive its competitive ratio. Finally, in Section 4.3, we devise the lossless rounding scheme.

4.1. Failure of the fluid LP and formulation of the truncated LP

We first show that a standard approach for establishing competitive ratios, based on a fluid LP, fails. For any instance \mathcal{I} , let $\text{LP}(\mathcal{I})$ denote the optimal objective value of the following LP:

$$\max \quad \sum_{i=1}^n \sum_{j=1}^m r_{i,j} x_{i,j} \tag{1}$$

$$\text{s.t.} \quad \sum_{j=1}^m x_{i,j} \leq k_i \quad \forall i \in [n] \tag{2}$$

$$\sum_{i=1}^n x_{i,j} \leq \mathbb{E}[D_j] \quad \forall j \in [m] \tag{3}$$

$$x_{i,j} \geq 0 \quad \forall i \in [n], \forall j \in [m]. \tag{4}$$

The LP defined in (1)–(4) amounts to a simplified problem formulation where the stochastic demands of query types are replaced by deterministic quantities—their expectations. This relaxation has been the starting point for the design of constant-factor competitive algorithms in a rich literature on online stochastic matching problems. Similarly, this LP serves as a standard upper bound for asymptotic performance analysis in the literature on revenue management. Indeed, it is well-known that $\text{OPT}(\mathcal{I}) \leq \text{OFF}(\mathcal{I}) \leq \text{LP}(\mathcal{I})$ for all instances \mathcal{I} , and hence establishing that $\text{ALG}(\mathcal{I})/\text{LP}(\mathcal{I}) \geq c$ for some constant $c > 0$ over a class of instances \mathcal{I} implies that $\text{ALG}(\mathcal{I})/\text{OFF}(\mathcal{I}) \geq c$ and $\text{ALG}(\mathcal{I})/\text{OPT}(\mathcal{I}) \geq c$ as well for all such \mathcal{I} .

We show that for instances $\mathcal{I} \in \text{INDEP}$, the optimal objective of the fluid relaxation $\text{LP}(\mathcal{I})$ can be arbitrarily larger than the offline performance $\text{OFF}(\mathcal{I})$. Thus, in sharp contrast with existing models, this LP does not provide an appropriate yardstick for algorithm design.

PROPOSITION 1. *Under INDEP, the fluid relaxation LP can be arbitrarily larger than the offline optimum, i.e., $\inf_{\mathcal{I} \in \text{INDEP}} \frac{\text{OFF}(\mathcal{I})}{\text{LP}(\mathcal{I})} = 0$. This holds even for the following restrictions of INDEP: (i) $n = m = 1$, or (ii) $n > 1$, $m = 1$, and $\Pr[D_1 \leq \sum_{i=1}^n k_i] = 1$.*

Proposition 1 is proved in Appendix E.1 by constructing a family of instances where the ratio between $\text{OFF}(\mathcal{I})$ and $\text{LP}(\mathcal{I})$ converges to zero. Construction (ii) further shows that a simple fix to the fluid LP does not suffice to obtain a benchmark comparable to the offline optimum. Now, under any arrival pattern and online algorithm, one must have $\text{ALG}(\mathcal{I}) \leq \text{OFF}(\mathcal{I})$, and hence for any online algorithm the competitive ratio must satisfy $\inf_{\mathcal{I} \in \text{INDEP}} \text{ALG}(\mathcal{I})/\text{LP}(\mathcal{I}) \leq \inf_{\mathcal{I} \in \text{INDEP}} \text{OFF}(\mathcal{I})/\text{LP}(\mathcal{I}) = 0$. In light of this, we introduce a tighter LP.

DEFINITION 1. For any instance \mathcal{I} , we define $\text{LP}^{\text{trunc}}(\mathcal{I})$ as the optimal objective value of the following truncated LP:

$$\max \quad \sum_{i=1}^n \sum_{j=1}^m r_{i,j} x_{i,j} \quad (5)$$

$$\text{s.t.} \quad \sum_{j=1}^m x_{i,j} \leq k_i \quad \forall i \in [n] \quad (6)$$

$$\sum_{i \in S} x_{i,j} \leq \mathbb{E} \left[\min \left\{ D_j, \sum_{i \in S} k_i \right\} \right] \quad \forall S \subseteq [n], \forall j \in [m] \quad (7)$$

$$x_{i,j} \geq 0 \quad \forall i \in [n], \forall j \in [m]. \quad (8)$$

It is straightforward to see that $\text{LP}^{\text{trunc}}(\mathcal{I})$ is a tightening of the fluid relaxation $\text{LP}(\mathcal{I})$, i.e., $\text{LP}^{\text{trunc}}(\mathcal{I}) \leq \text{LP}(\mathcal{I})$ for all \mathcal{I} , through a comparison of constraints (7) and (3), while noticing that all other ingredients of the formulation are unchanged. Indeed, by specifying $S = [n]$ in constraint (7), we obtain that any feasible solution of $\text{LP}^{\text{trunc}}(\mathcal{I})$ satisfies

$$\sum_{i=1}^n x_{i,j} \leq \mathbb{E} \left[\min \left\{ D_j, \sum_{i=1}^n k_i \right\} \right] \leq \mathbb{E}[D_j],$$

which is precisely what is required to meet constraint (3) in $\text{LP}(\mathcal{I})$. Interestingly, if we incorporate only these tightening constraints (with $S = [n]$), then the resulting LP coincides exactly with the fluid LP for construction (ii) in Proposition 1 (because $D_1 \leq \sum_{i=1}^n k_i$ with probability 1). This observation gives some justification for our exponential family of constraints over $S \subseteq [n]$.

The next lemma, established in Section E.3, shows that $\text{LP}^{\text{trunc}}(\mathcal{I})$ is a valid benchmark for competitive analysis.

LEMMA 1. For any instance \mathcal{I} , we have $\text{OFF}(\mathcal{I}) \leq \text{LP}^{\text{trunc}}(\mathcal{I})$.

Solving $\text{LP}^{\text{trunc}}(\mathcal{I})$ in polynomial time. For each set of resources $S \subseteq [n]$, constraint (7) expresses the fact that the maximum cardinality of a matching between resource units in S and queries of type j never exceeds $\min \{ D_j, \sum_{i \in S} k_i \}$ on each realization of D_j . Hence, our new constraints (7) place exponentially many cuts for every $S \subseteq [n]$ by leveraging the full knowledge of the distribution of demand entries D_j , compared to merely using their expectation as in the fluid relaxation. Naturally,

since $\text{LP}^{\text{trunc}}(\mathcal{I})$ is exponentially sized, this raises the question of how to efficiently solve the latter LP. It is not difficult to show that the set of constraints (7) form a polymatroid that admits a polynomial-time separation oracle. For completeness, this result is established in Section E.2.

Finally, we note that $\text{LP}^{\text{trunc}}(\mathcal{I})$ has a connection with the Natural LP introduced by Huang and Shu (2021); we incorporate tightening constraints on the demand side rather than the resource side. Further, Huang et al. (2022) proposed a hierarchy of LP relaxations for Poisson arrivals; its highest level is tighter than LP^{trunc} , although Huang et al. (2022) use the second level of this hierarchy in their analysis.

4.2. Algorithm and results based on the truncated LP

Here, we describe our algorithm and performance analysis for the INDEP model, which hold for any adversarially chosen arrival order. We assume $k_1 = \dots = k_n = 1$ in the rest of this section; this assumption is enforced without loss by creating k_i distinct copies of each original resource $i \in [n]$. In fact, we will see that large inventories $\min_{i \in [n]} k_i$ do not improve the best-possible competitive ratio in our INDEP model.

Algorithm 1 Algorithm for INDEP model

Solve $\text{LP}^{\text{trunc}}(\mathcal{I})$, letting $(x_{i,j})_{i \in [n], j \in [m]}$ denote an optimal solution

for $j = 1, \dots, m$ **do**

Input $(x_{i,j})_{i \in [n]}$ into Algorithm 2 and let π_j be the (independently random) function it outputs
 $\text{num}[j] = 0$ \triangleright counts how many arrivals of type j there have been

end for

for $i = 1, \dots, n$ **do**

$\tau_i = \sum_{j=1}^m r_{i,j} x_{i,j} / 2$ \triangleright reward threshold for resource i
 $\text{inv}[i] = 1$ \triangleright starting inventory of i , where we have assumed that $k_i = 1$

end for

for $\sum_{j=1}^m D_j$ queries arriving in any order **do** \triangleright realizations $(D_j)_{j \in [m]}$ unknown to algorithm

Let j denote the type of the current query

$\text{num}[j] = \text{num}[j] + 1$

$i = \pi_j(\text{num}[j])$ \triangleright π_j routes the $\text{num}[j]$ -th arrival of type j to resource i

if $i \neq \perp$ and $r_{i,j} \geq \tau_i$ and $\text{inv}[i] = 1$ **then**

Match the current query to resource i , collecting reward $r_{i,j}$

$\text{inv}[i] = \text{inv}[i] - 1$

end if

end for

\triangleright $\text{num}[j]$ will equal D_j for all j at the end

Algorithm 1 starts by solving the truncated LP relaxation. Next, it converts the LP optimal solution $(x_{i,j})_{i \in [n], j \in [m]}$ into randomized functions $(\pi_j)_{j \in [m]}$. This crucial step is achieved using another subroutine, Algorithm 2, which we will detail later. For each type $j \in [m]$, Algorithm 2's output $\pi_j : \mathbb{N} \rightarrow [n] \cup \{\perp\}$ indicates how to route the arriving queries of type j to resources: for each $\ell = 1, 2, \dots$, the ℓ -th arrival of type j is *routed* either to a resource $\pi_j(\ell) \in [n]$, or to a “null resource” $\pi_j(\ell) = \perp$, which is our convention for discarding that query. Routing decisions in Algorithm 1 can be interpreted as “match promises” which we may or may not fulfill; once the ℓ -th query of type j is routed to $\pi_j(\ell)$, it cannot be matched with any other resource. While π_j does not route more than one query of type j to the same resource, π_j may discard many different type- j queries by routing them to the null resource \perp .

As we prove below, these preliminary routing decisions of Algorithm 1 reduce our original problem to the standard prophet inequality problem. Indeed, the second step of Algorithm 1 matches routed queries to resources based on static thresholds, eventually “fulfilling” some matching promises. Specifically, each resource $i \in [n]$ gets matched to its first routed query that generates a reward greater or equal to the threshold $\tau_i = \frac{1}{2} \cdot (\sum_{j=1}^m r_{i,j} x_{i,j})$. By formalizing the reduction to the standard prophet inequality problem, we derive the following competitive ratio for our algorithm.

THEOREM 1. *For the INDEP model, Algorithm 1 is a polynomial-time online algorithm that is $\frac{1}{2}$ -competitive, satisfying*

$$\inf_{\mathcal{I} \in \text{INDEP} \cap \text{ADV}} \frac{\text{ALG}(\mathcal{I})}{\text{OFF}(\mathcal{I})} \geq \inf_{\mathcal{I} \in \text{INDEP} \cap \text{ADV}} \frac{\text{ALG}(\mathcal{I})}{\text{LP}^{\text{trunc}}(\mathcal{I})} \geq \frac{1}{2}.$$

To establish Theorem 1, we leverage the fact that Algorithm 2 is a *lossless rounding scheme* for LP^{trunc} for each demand type j , a notion that summarizes the following properties:

1. The routing by π_j does not create contention: if $\pi_j(\ell) \in [n]$ then $\pi_j(\ell') \neq \pi_j(\ell)$ for all $\ell' \neq \ell$.
2. The probability of each resource i being routed a query of type j is *exactly* $x_{i,j}$, i.e., $\Pr[\sum_{\ell=1}^{D_j} \mathbb{I}[\pi_j(\ell) = i]]$. Here, the expectation is over the randomness in the function π_j outputted by Algorithm 2 in conjunction with the randomness demand D_j of type j .

Assuming that Algorithm 2 is a lossless rounding scheme, Theorem 1 directly follows from known results about prophet inequalities. To explain this reduction, we take the perspective of an individual resource i . By property 1, it is routed a stream of queries of *different* types, and it can only spend its single inventory unit on one of them because $k_i = 1$. Not all types will get routed, and the ones that do can arrive in any arbitrary order. Our objective is essentially to spend resource i on a type j so as to maximize expected reward $r_{i,j}$, only knowing beforehand that:

- Each type $j \in [m]$ gets routed to i at most once, with probability $x_{i,j}$. This follows from properties 1-2 of lossless rounding.
- Whether each type j gets routed to i is independent across types $j \in [m]$. Indeed, the random functions π_j are constructed independently in Algorithm 1, and the demands D_j are also independent by the assumption of the INDEP model.

The above description coincides with the standard prophet inequality problem (see Chawla et al. (2010)), with the only difference being that we wish to compare the expected rewards of our policy to the fractional value $\sum_{j=1}^m r_{i,j} x_{i,j}$ appearing in the LP objective, instead of the usual notion of prophet. Fortunately, this variant has also been established: as long as $\sum_j x_{i,j} \leq 1$ —as implied by our LP constraint (6) with $k_i = 1$ —accepting the first routed type j with $r_{i,j}$ exceeding the threshold³ $\tau_i = \frac{1}{2}(\sum_{j=1}^m r_{i,j} x_{i,j})$ collects reward at least $\frac{1}{2}(\sum_{j=1}^m r_{i,j} x_{i,j})$ in expectation (see Ma et al. (2021); our extension in Appendix B also implies a simple proof of this result as a special case). By the linearity of expectation over resources $i \in [n]$, we infer that

$$\text{ALG}(\mathcal{I}) \geq \sum_{i=1}^n \sum_{j=1}^m r_{i,j} x_{i,j} / 2 = \text{LP}^{\text{trunc}}(\mathcal{I}) / 2. \quad (9)$$

Inequality (9) proves Theorem 1 assuming the existence of a lossless rounding. Before getting to the crux of our algorithm, we tentatively explain why such a lossless rounding procedure appears to be necessary—in particular, a naive independent rounding does not work.

REMARK 1 (NECESSITY OF LOSSLESS ROUNDING). If demand D_j is deterministic for all types j , then a $\frac{1}{2}$ -competitive algorithm follows from existing literature and our lossless rounding is not needed. Indeed, one can *independently* round each arrival of type j , and even if a resource i is routed multiple queries of type j , these routing decisions are indicated by *independent* Bernoulli random variables. A $\frac{1}{2}$ -competitive algorithm would still follow from applying a threshold-based prophet inequality for each resource i .

However, if D_j is random, then independent rounding could still lead to positive correlation in the aforementioned Bernoulli random variables. For example, if D_j is either 1 or 3, then the second and third arrivals of type j being routed to a resource i are both dependent on D_j realizing to 3, and thus, positively correlated. Prophet inequalities no longer hold under positive correlations between random variables that can be selected, which is why we need our lossless rounding scheme to ensure that only a *single* query of type j gets routed to resource i with probability $x_{i,j}$.

To conclude, we show that the competitive ratio of $\frac{1}{2}$ is best-possible for any online algorithm.

PROPOSITION 2. *For any online algorithm, $\inf_{\mathcal{I} \in \text{INDEP} \cap \text{ADV}} \frac{\text{ALG}(\mathcal{I})}{\text{OFF}(\mathcal{I})} \leq \frac{1}{2}$, even for a single resource and an arbitrarily large starting inventory and expected demand.*

Proposition 2 is proved in Appendix E.4. The fact that $1/2$ is unbeatable even if starting inventories k_i are large starkly contrasts traditional online stochastic matching models, in which asymptotically optimal competitive ratios approaching 1 are possible if $\min_i k_i \rightarrow \infty$. The intuition for this contrast lies in our INDEP model: even when the demands D_j have large means, there is no guarantee that their standard deviations relative to $\mathbb{E}[D_j]$ will vanish.

³ Alternatively, one could use an Online Contention Resolution Scheme (OCRS) for rank-1 matroids (see Feldman et al. 2021) to establish this result. We present the LP-based threshold version because it is simpler.

4.3. Lossless rounding

We now devise Algorithm 2 and establish the lossless rounding properties claimed in Section 4.2. We omit query type subscripts j because Algorithm 2 is independently applied to each type.

Let us first recap the underlying randomized rounding problem, which we referred to as lossless rounding. There are n single-unit resources and a random number of queries D whose distribution is known. We are given probabilities $(x_i)_{i \in [n]}$ that satisfy the following inequalities

$$\sum_{i \in S} x_i \leq \mathbb{E}[\min\{D, |S|\}] \quad \forall S \subseteq [n], \quad (10)$$

which correspond to our exponential family of constraints (7) when $k_1 = \dots = k_n = 1$. Upon arrival, each query must be routed to up to one resource i , in which case i is depleted and no further queries can be routed to i . The process abruptly “stops” after the D -th query arrives, where D is unknown a priori. The goal is to route the arriving queries randomly so that each resource $i \in [n]$ receives a query with probability x_i .

We note that among all subsets $S \subseteq [n]$ of the same cardinality $\ell \in [n]$, constraints (10) are tightest if S takes the ℓ indices i with highest x_i values. Therefore, once the LP has been solved and the x_i values are fixed, we can sort and re-index the resources such that $x_1 \geq \dots \geq x_n$. Consequently, the constraints (10) are equivalent to

$$\sum_{i=1}^{\ell} x_i \leq \mathbb{E}[\min\{D, \ell\}] \quad \forall \ell \in [n]. \quad (11)$$

Of course, we do not know the sorting of indices before solving the LP, and thus, we cannot ex-ante eliminate the exponential family of constraints. Using the simplified constraints (11), the following examples give intuition on the randomized rounding problem and illustrate its challenges.

EXAMPLE 2 (EXAMPLES OF LOSSLESS ROUNDING). Let $n = 3$ and consider the following distribution for D : $\Pr[D = 1] = \frac{1}{2}$, $\Pr[D = 2] = \frac{1}{4}$, and $\Pr[D = 3] = \frac{1}{4}$. We first illustrate that some constraints on $\mathbf{x} = (x_1, x_2, x_3)$ are clearly necessary in order for lossless rounding to be possible. For example, because the expected number of queries is $\frac{1}{2} \cdot 1 + \frac{1}{4} \cdot 2 + \frac{1}{4} \cdot 3 = 7/4$, the expected number of resources that receive queries, which equals $x_1 + x_2 + x_3$, must satisfy $x_1 + x_2 + x_3 \leq 7/4$. Additional constraints are needed—as a bad example, if $x_1 + x_2 > 3/2$, then a lossless rounding is impossible because the expected number of queries routed to one of two resources cannot exceed $\mathbb{E}[\min\{D, 2\}]$, which equals $\frac{1}{2} \cdot 1 + \frac{1}{2} \cdot 2 = 3/2$. This is precisely the motivation behind our exponential family of constraints. Because $x_1 \geq x_2 \geq x_3$, constraints (10) are equivalent to

$$x_1 \leq 1; \quad x_1 + x_2 \leq 3/2; \quad x_1 + x_2 + x_3 \leq 7/4. \quad (12)$$

Surprisingly, enforcing the inequalities in (12) is sufficient for lossless rounding. At first, sufficiency may seem trivial—if all of the inequalities in (12) are satisfied as equality, then we can just

route the first query to resource 1, the second query (if it arrives) to 2, etc. It is not difficult to see that this approach satisfies the required properties of the rounding. However, without equality, this naive method does not work. To see why, take the example where $\mathbf{x} = (3/4, 2/3, 1/3)$. If we always satisfy resource 1 using the first query (i.e., route the first query to resource 1 with probability $x_1 = 3/4$), then the probability of being able to route any query to resource 2 is at most

$$\frac{1}{4} + \Pr[D \geq 2] \cdot \frac{3}{4} = \frac{5}{8}. \quad (13)$$

To explain (13), we route the first query to resource 2 with the residual probability $1/4$, and then, we can route a query to resource 2 in the future only when: (i) $D \geq 2$, and (ii) the first query was not routed to resource 2. Event (ii) occurs independently with probability $1 - 1/4 = 3/4$, resulting in the upper bound of $5/8$ which is too small for the desired probability of $x_2 = 2/3$.

Nonetheless, there is a solution to this example $\mathbf{x} = (3/4, 2/3, 1/3)$, using our lossless rounding scheme. It processes the resources $i = 1, 2, 3$ iteratively and routes to each i a randomly chosen query to the pair of “latest arriving” queries that are still sufficient to satisfy the probability requirement x_i . For example, resource $i = 1$ must receive a query with probability $x_1 = 3/4$. Because $\Pr[D \geq 1] = 1 \geq x_1 \geq \Pr[D \geq 2] = \frac{1}{2}$, the latest arrivals are either the first or second query. If we only routed the second query, we would not meet the required probability x_1 since $x_1 > \Pr[D \geq 2]$, and thus, the routing decision needs to be randomized between the first two queries. Specifically, our scheme routes the first query to resource 1 with probability $1/2$, and otherwise routes the second query to resource 1 (if it arrives). In total, a query is routed to resource 1 with probability

$$\frac{1}{2} + \frac{1}{2} \cdot \Pr[D \geq 2] = \frac{3}{4} = x_1,$$

as desired. After satisfying resource 1, one of the first two arriving queries is still available with sufficiently high probability to satisfy resource 2. In particular, we can flip an independent coin for resource 2, and with probability $5/6$, route to it whichever of the first two queries that did *not* get routed to resource 1; otherwise, with probability $1/6$, route to it the third query. Resource 2 would get routed a query with probability

$$\frac{5}{6} \left(\frac{1}{2} + \frac{1}{2} \cdot \Pr[D \geq 2] \right) + \frac{1}{6} \cdot \Pr[D \geq 3] = \frac{5}{6} \left(\frac{3}{4} \right) + \frac{1}{6} \cdot \frac{1}{4} = \frac{2}{3} = x_2,$$

as desired. Finally, we route to resource 3 the first remaining query that did not get routed to either resource 1 or 2, with probability exactly $\frac{1}{3} \cdot \left(\frac{3}{4} \cdot \frac{1}{6} + \frac{1}{4} \cdot \frac{5}{6} \right)^{-1} = 1$. In the end, our lossless rounding scheme returns a random routing function π , which, in this simple example, can be interpreted as a permutation of resources to which to route the first, second, and third queries. The permutation is $(1, 2, 3)$ with probability $5/12$, $(2, 1, 3)$ with probability $5/12$, $(1, 3, 2)$ with probability $1/12$, and $(3, 1, 2)$ with probability $1/12$. \square

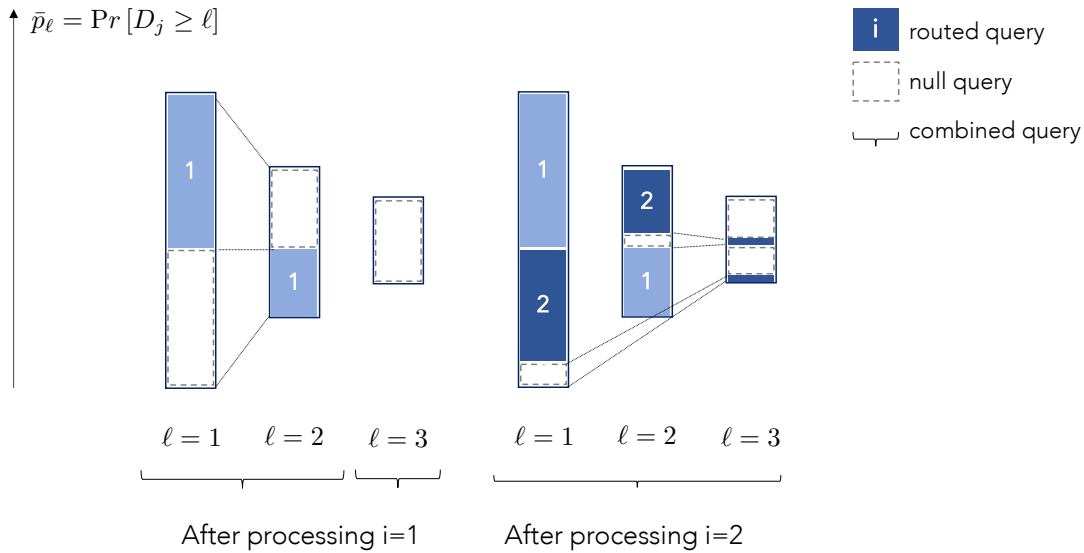


Figure 1 Illustration of our lossless rounding for resources $i = 1, 2$ in Example 2 with $x = (3/4, 2/3, 1/3)$. To satisfy resource $i = 1$, we toss an unbiased coin and choose which of the first two queries is routed to 1 (light blue shading). To satisfy resource $i = 2$, we independently toss a biased coin: with probability $5/6$, we route the first idle query to 2, otherwise, we route the last query (dark blue shading). In each step, we merge two consecutive into a singly combined query, as represented visually by the lines delimiting complementary probabilistic events.

Our lossless rounding scheme is devised by formalizing the procedure in Example 2. We inductively argue over $i = 1, \dots, n$ that the *pair of latest arriving queries*, sufficient to satisfy the routing probability x_i for resource i , always exists and can be computed in polynomial time. Hence, we toss a biased coin to determine which of these two queries is routed to resource i —the coin toss probability is calibrated to ensure i receives one query with probability exactly x_i . The important observation is that one of the two queries is still available for the resources $i + 1, i + 2, \dots$ that remain to be processed—hence, we can “merge” the two queries into a single *combined query* and update its arrival probability. This merging operation is visualized in Figure 1 for Example 2. For convenience, we assume that $x_i > 0$ for all $i \in [n]$, ignoring resources that never need to receive a routed query. We let T denote an upper bound on the realization of D . Hereafter, we refer to the ℓ -th arriving query as *query ℓ* , noting that it may not exist if $\ell > D$.

Algorithm 2 is the commented pseudocode of our lossless rounding scheme. In every iteration, Algorithm 2 maintains the list \mathcal{L} of combined queries cq , each representing an interval of merged queries $\{\text{cq.start}, \text{cq.start} + 1, \dots, \text{cq.end}\}$. Precisely one of these queries, indicated by cq.free , has not already been routed and hence is still available, i.e., $\pi(\text{cq.free}) = \perp$, where \perp is a null resource indicating availability. Note that cq.free is random from our scheme’s previous routing assignments. The probability that query cq.free exists is maintained by the variable $\text{cq.prob} = \Pr[\text{cq.free} \leq D]$ (here, the probability is over the randomness in both D and cq.free). We say that $\text{cq}' \in \mathcal{L}$ is the

Algorithm 2 Lossless Rounding Scheme

Initialize empty list \mathcal{L}

for $\ell = 1, \dots, T$ **do** ▷ combined queries in \mathcal{L} will have decreasing prob's

Append to \mathcal{L} the combined query cq with $\text{cq.start} = \text{cq.end} = \text{cq.free} = \ell$, $\text{cq.prob} = \Pr[D \geq \ell]$

end for

for $\ell = T + 1, \dots, T + n$ **do** ▷ add dummies for convenience

Append to \mathcal{L} the combined query cq with $\text{cq.start} = \text{cq.end} = \text{cq.free} = \ell$, $\text{cq.prob} = 0$

end for

Initialize null routing $\pi(\ell) = \perp$ for all $\ell = 1, \dots, T + n$

for $i = 1, \dots, n$ **do**

Find the *last* combined query $\text{cq} \in \mathcal{L}$ for which $\text{cq.prob} \geq x_i$ ▷ exists by proof of Lemma 2

Let cq' denote the successor of cq ▷ $\text{cq.prob} \geq x_i > \text{cq}'.prob$

Draw an independent random bit B_i that is 1 with probability ▷ lies in $(0, 1]$

$$\frac{x_i - \text{cq}'.prob}{\text{cq.prob} - \text{cq}'.prob}$$

Update π to route to the current resource i : $\begin{cases} \pi(\text{cq.free}) = i & \text{if } B_i = 1 \\ \pi(\text{cq}'.free) = i & \text{if } B_i = 0 \end{cases}$

Replace cq and cq' with a single combined query cq'' , for which:

$$\text{cq}''.\text{start} = \text{cq.start}$$

$$\text{cq}''.\text{end} = \text{cq}'.\text{end}$$

$$\text{cq}''.\text{prob} = \text{cq.prob} + \text{cq}'.\text{prob} - x_i$$

$$\text{cq}''.\text{free} = \begin{cases} \text{cq}'.\text{free} & \text{if } B_i = 1 \\ \text{cq.free} & \text{if } B_i = 0 \end{cases}$$

end for

successor of $\text{cq} \in \mathcal{L}$ if cq' comes immediately after cq in list \mathcal{L} ; in each iteration, our rounding scheme merges one combined query with its successor. Initially, the combined queries are just singletons corresponding to the original queries. Thus, we start with a list \mathcal{L} of length $T + n$, containing each query $\text{cq.start} = \text{cq.end} = \ell$ with probability $\text{cq.prob} = \Pr[D \geq \ell]$. (Note that we initialize \mathcal{L} with $T + n$ combined queries, although there are at most T queries, to ensure that the last combined query has a successor in each step of the iterative rounding). Because in each iteration $i = 1, \dots, n$, a pair of successive combined queries are merged into a single combined query, our list ends with length T .

LEMMA 2. Suppose $(x_i)_{i \in [n]} \in [0, 1]^n$ satisfies $\sum_{i \in S} x_i \leq \mathbb{E}[\min\{D, |S|\}]$ for all $S \subseteq [n]$. Then Algorithm 2 is well-defined and the randomized routing function π it returns satisfies

$$\Pr_{B_1, \dots, B_n, D} \left[\sum_{\ell=1}^D \mathbb{1}(\pi(\ell) = i) \right] = x_i \quad \forall i \in [n] .$$

Proof of Lemma 2. Denote by \mathcal{L}^i and π^i the (randomized) list and routing constructed by the end of iteration $i = 0, \dots, n$. Based on the pseudocode Algorithm 2, we observe that the fields of each combined query $\text{cq} \in \mathcal{L}^i$, except cq.free , are all deterministic and independent of the realizations of the random bits B_1, \dots, B_i drawn thus far. We first establish that the following properties are preserved by induction over $i = 0, \dots, n$:

1. List \mathcal{L}^i has length $T + n - i$. If cq' is the successor of cq in \mathcal{L}^i , then $\text{cq}'.\text{start} = \text{cq}.\text{end} + 1$. The first cq in \mathcal{L}^i has $\text{cq.start} = 1$. The last cq in \mathcal{L}^i has $\text{cq.end} = T + n$.
2. For all $\text{cq} \in \mathcal{L}^i$, we have $\pi^i(\text{cq.free}) = \perp$ and the sets $I^i(\text{cq}) := \{\pi^i(\ell) : \ell \in [\text{cq.start}, \text{cq.end}] \setminus \{\text{cq.free}\}\}$ form a partition of $\{1, \dots, i\}$, i.e., $\bigcup_{\text{cq} \in \mathcal{L}^i} I^i(\text{cq}) = [i]$ and $I^i(\text{cq}) \cap I^i(\text{cq}') = \emptyset$ for all $\text{cq} \neq \text{cq}'$.
3. If cq' is the successor of cq in \mathcal{L}^i , then $\text{cq}'.\text{prob} \leq \text{cq}.\text{prob}$. Moreover, the last $n - i$ combined queries cq in \mathcal{L}^i all have $\text{cq}.\text{prob} = 0$.
4. For all $\text{cq} \in \mathcal{L}^i$, the stored probability $\text{cq}.\text{prob}$ satisfies

$$\text{cq}.\text{prob} = \Pr_{B_1, \dots, B_i, D} [\text{cq.free} \leq D] = \sum_{\ell=\text{cq.start}}^{\text{cq.end}} \Pr[D \geq \ell] - \sum_{i' \in I^i(\text{cq})} x_{i'} ,$$

where recall that B_1, \dots, B_i are the random bits drawn by Algorithm 2 in preceding iterations. Note that the probability $\Pr_{B_1, \dots, B_i, D} [\text{cq.free} \leq D]$ is calculated with respect to the *ex-ante* distribution of B_1, \dots, B_i , although these random bits have already been drawn at end of iteration i .

5. The first combined query $\text{cq} \in \mathcal{L}^i$ satisfies $\text{cq}.\text{prob} \geq x_{i'}$ for every $i' = i + 1, \dots, n$.

We remark that the validity of Algorithm 2 follows immediately from Property 5. Indeed, it implies that at the beginning of each iteration $i = 1, \dots, n$, there exists some combined query $\text{cq} \in \mathcal{L}^{i-1}$ such that $\text{cq}.\text{prob} \geq x_i$, as required in the execution of the “for $i = 1, \dots, n$ ” loop.

We proceed by induction over $i \in [0, n]$. The base case $i = 0$ holds by construction—it is not difficult to verify that before the for loop in Algorithm 2, properties 1–5 are all satisfied. In particular, the first combined query $\text{cq} \in \mathcal{L}^0$ satisfies $\text{cq}.\text{prob} = \Pr[D \geq 1] = \mathbb{E}[\min\{D, 1\}] \geq x_{i'}$ for every $i' \in [n]$ based on the constraint with $S = \{i'\}$ in the lemma’s statement.

We now consider iteration $i \in [n]$, assuming the properties hold at the end of iteration $i - 1$. Property 1 holds for i from the fact that we replace the successive queries cq and cq' with a single combined query cq'' , which is set as $\text{cq}''.\text{start} = \text{cq}.\text{start}$ and $\text{cq}''.\text{end} = \text{cq}'.\text{end}$. Property 2 holds because $\pi^i(\ell)$ is set to i for one of $\ell \in \{\text{cq.free}, \text{cq}'.\text{free}\}$, while $\text{cq}''.\text{free}$ is set to the other one. The first part of property 3 holds because $\text{cq}''.\text{prob} = \text{cq}.\text{prob} + \text{cq}'.\text{prob} - x_i$ lies in $[\text{cq}'.\text{prob}, \text{cq}.\text{prob})$,

as implied by $\text{cq.prob} \geq x_i > \text{cq'.prob}$. The second part of property 3 holds because at most one of the trailing queries cq with $\text{cq.prob} = 0$ can get merged during iteration i (as the successor cq'). Finally, to show the first part of property 4, we derive:

$$\begin{aligned}
& \Pr_{B_1, \dots, B_i, D} [\text{cq''.free} \leq D] \\
&= \Pr[B_i = 1] \cdot \Pr_{B_1, \dots, B_{i-1}, D} [\text{cq'.free} \leq D] + (1 - \Pr[B_i = 1]) \cdot \Pr_{B_1, \dots, B_{i-1}, D} [\text{cq.free} \leq D] \\
&= \frac{x_i - \text{cq'.prob}}{\text{cq.prob} - \text{cq'.prob}} \text{cq'.prob} + \frac{\text{cq.prob} - x_i}{\text{cq.prob} - \text{cq'.prob}} \text{cq.prob} \\
&= \text{cq.prob} + \text{cq'.prob} - x_i \\
&= \text{cq''.prob} ,
\end{aligned}$$

where the first equality holds by independence of B_i , the second equality holds by applying the induction hypothesis from iteration $i-1$, and the last equality follows from the definition of cq''.prob for the combined query cq'' that replaces cq and cq' .

To show the second part of property 4, we note that

$$\begin{aligned}
\text{cq''.prob} &= \sum_{\ell=\text{cq.start}}^{\text{cq.end}} \Pr[D \geq \ell] - \sum_{i' \in I^{i-1}(\text{cq})} x_{i'} + \sum_{\ell=\text{cq'.start}}^{\text{cq'.end}} \Pr[D \geq \ell] - \sum_{i' \in I^{i-1}(\text{cq'})} x_{i'} - x_i \\
&= \sum_{\ell=\text{cq.start}}^{\text{cq.end}} \Pr[D \geq \ell] - \sum_{\substack{\ell \in [\text{cq.start}, \text{cq.end}]: \\ \pi^{i-1}(\ell) \neq \perp}} x_{\pi^{i-1}(\ell)} + \sum_{\ell=\text{cq'.start}}^{\text{cq'.end}} \Pr[D \geq \ell] - \sum_{\substack{\ell \in [\text{cq'.start}, \text{cq'.end}]: \\ \pi^{i-1}(\ell) \neq \perp}} x_{\pi^{i-1}(\ell)} - x_i \\
&= \sum_{\ell=\text{cq''.start}}^{\text{cq''.end}} \Pr[D \geq \ell] - \sum_{\substack{\ell \in [\text{cq''.start}, \text{cq''.end}]: \\ \pi^i(\ell) \neq \perp}} x_{\pi^i(\ell)} \\
&= \sum_{\ell=\text{cq''.start}}^{\text{cq''.end}} \Pr[D \geq \ell] - \sum_{i' \in I^i(\text{cq'')}} x_{i'} ,
\end{aligned}$$

where the first equality holds from property 4 of the induction hypothesis and the definition of cq''.prob . The second equality follows from property 2 of the induction hypothesis. The third equality holds because at the end of iteration i , we have $\pi(\ell) = i$ for one of $\ell \in \{\text{cq.free}, \text{cq'.free}\}$ and $\pi(\ell) = \perp$ for the other.

It remains to establish Property 5. To this end, observe that for the first combined query $\text{cq} \in \mathcal{L}^i$,

$$\text{cq.prob} = \sum_{\ell=1}^{\text{cq.end}} \Pr[D \geq \ell] - \sum_{i' \in I^{i-1}(\text{cq})} x_{i'} = \mathbb{E}[\min\{D, \text{cq.end}\}] - \sum_{i' \in I^{i-1}(\text{cq})} x_{i'} \geq x_i ,$$

where the first equality holds because of properties 1 and 4 of the induction hypothesis, and the second equality follows from re-writing $\mathbb{E}[\min\{D, \text{cq.end}\}] = \sum_{\ell=1}^{\text{cq.end}} \Pr[D \geq \ell]$. At this point, we invoke the exponential constraints assumed in the statement of the lemma with $S = \{i' \in I^{i-1}(\text{cq}) \cup$

$\{i\}$, to infer that $\mathbb{E}[\min\{D, |S|\}] \geq \sum_{i' \in I^{i-1}(\text{cq}) \cup \{i\}} x_{i'}$, and the last inequality holds because $|S| = |I^{i-1}(\text{cq})| + 1 = \text{cq.end}$.

To conclude the proof of Lemma 2, we argue that every resource i is routed a query with probability x_i after the last iteration. Property 2 ensures that each resource i receives exactly one query, during iteration i , among cq.free and cq'.free , where $\text{cq} \in \mathcal{L}^i$ is the combined query identified in iteration i of the “for” loop. Now, the probability that this query arrives, or equivalently $\Pr[\sum_{\ell=1}^D \mathbb{1}(\pi(\ell) = i)]$, is equal to

$$\begin{aligned} & \Pr[B_i = 1] \Pr_{B_1, \dots, B_{i-1}, D} [D \geq \text{cq.free}] + (1 - \Pr[B_i = 1]) \Pr_{B_1, \dots, B_{i-1}, D} [D \geq \text{cq'.free}] \\ &= \frac{x_i - \text{cq'.prob}}{\text{cq.prob} - \text{cq'.prob}} \text{cq.prob} + \frac{\text{cq.prob} - x_i}{\text{cq.prob} - \text{cq'.prob}} \text{cq'.prob} \\ &= x_i \end{aligned}$$

where we again use the independence of B_i and Property 4. \square

The lossless rounding established in Lemma 2 implies our main result Theorem 1 for the INDEP model, as explained in Section 4.2. We end with a remark about the lossless rounding.

REMARK 2. As noted in the proof of Lemma 2, the sequence in which Algorithm 2 combines queries is invariant to the realizations of the bits B_i . Indeed, B_i does not affect the stored fields **start**, **end**, and **prob**, which is what determines the choice of cq and cq' in each iteration $i = 1, \dots, n$. Additionally, we note that our lossless rounding works regardless of how we permute the resource indices i . In particular, it does not require us to sort the resources by non-increasing x_i 's as in Example 2. Different processing orders over resources in Algorithm 2 may result in different distributions for the random routing π .

5. Approximation Algorithm for the CORREL Model

In this section, we focus on the CORREL model. First, we observe in Subsection 5.1 that instances in $\text{CORREL} \cap \text{RAND}$ are connected to the online stochastic matching problem with a stochastic horizon length. Subsection 5.2 introduces and justifies the “conditional” LP that we use as benchmark. Subsection 5.3 defines our algorithm based on the conditional LP and establishes our results.

5.1. Connection to the stochastic horizon setting

As mentioned previously, the CORREL model with random order RAND can be interpreted as a variant of the SI model with stochastic horizon. In the stochastic horizon setting, there is a maximum horizon length of T . We are given a vector $(p_j)_{j \in [m]}$ satisfying $\sum_{j=1}^m p_j = 1$ and denoting the probabilities that each arriving query is of type j . As per the SI model, the type of each new query in time $t = 1, \dots, T$ is drawn independently of the history. However, the true horizon length D is unknown but randomly drawn from a known distribution with maximum value T . This means

that the arrivals of queries suddenly “stop” after time $t = D$, i.e., the sequence is truncated at time $t = D$ and subsequent queries $t = D + 1, \dots, T$ never occur.

This stochastic horizon setting coincides with $\text{CORREL} \cap \text{RAND}$. To see why, recall that in $\text{CORREL} \cap \text{RAND}$, the total demand D is first drawn from a known distribution, after which D types are drawn IID from probability vector $(p_j)_{j \in [m]}$ and arrive in a random order. However, the random permutation yields a sequence of the same distribution, because the D draws are ex-ante identical. As such, it is equivalent to number the draws $t = 1, \dots, D$ and assume they arrive in that order, coinciding exactly with the aforementioned setting with the stochastic horizon D .

This stochastic horizon setting has been previously studied by Alijani et al. (2020), in the context of a single item that perishes after an unknown random time D . They show that the reward of the best online algorithm can be an arbitrary factor worse than that of a benchmark that knows the realization of D in advance; i.e.,

$$\inf_{\mathcal{I} \in \text{CORREL} \cap \text{RAND}} \frac{\text{OPT}(\mathcal{I})}{\text{OFF}(\mathcal{I})} = 0 .$$

This result has also been discovered by Brubach et al. (2023), Balseiro et al. (2023) in different contexts. Because $\text{LP}(\mathcal{I}) \geq \text{LP}^{\text{trunc}}(\mathcal{I}) \geq \text{OFF}(\mathcal{I})$ for all instances \mathcal{I} , neither the commonly-used fluid relaxation nor the LP from Section 4 can provide a meaningful benchmark to analyze the performance of online algorithms. We propose a second, tightened LP benchmark that allows for a constant-factor approximation ratio, comparing to the optimal online algorithm’s reward $\text{OPT}(\mathcal{I})$.

5.2. Formulation of the conditional LP

DEFINITION 2. For any instance \mathcal{I} , we define $\text{LP}^{\text{cond}}(\mathcal{I})$ as the optimal objective value of the following “conditional” LP:

$$\max \quad \sum_{i=1}^n \sum_{j=1}^m \sum_{t=1}^T \Pr[D \geq t] \cdot r_{i,j} y_{i,j}^t \quad (14)$$

$$\text{s.t.} \quad \sum_{j=1}^m \sum_{t=1}^T y_{i,j}^t \leq k_i \quad \forall i \in [n] \quad (15)$$

$$\sum_{i=1}^n y_{i,j}^t \leq p_j \quad \forall j \in [m], \forall t \in [T] \quad (16)$$

$$y_{i,j}^t \geq 0 \quad \forall i \in [n], \forall j \in [m], \forall t \in [T] . \quad (17)$$

Similar to Section 5.1, the parameter T in $\text{LP}^{\text{cond}}(\mathcal{I})$ stands for the maximum value of D that occurs with non-zero probability. Each decision variable $y_{i,j}^t$ represents the probability of matching a query of type j to resource i at time t , *conditional* on $D \geq t$. This explains the objective function (14), as well as constraint (16), in which p_j is the probability that a type j arrival occurs for time t conditional on $D \geq t$. Finally, constraint (15), although appearing at first sight to be missing a

coefficient $\Pr[D \geq t]$, is justified by the fact that each resource i can be matched at most k_i times conditional on $D = T$ —the maximum value D can ever take. Because any online algorithm cannot foretell the realization of D , conditioning on $D = T$ should be equivalent to conditioning on $D \geq t$ for any time $t \in [T]$. This informally justifies why $\text{LP}^{\text{cond}}(\mathcal{I})$ is a valid benchmark; the claim is formally proved in Appendix F.2.

LEMMA 3. *For any instance $\mathcal{I} \in \text{CORREL} \cap \text{RAND}$ and any online algorithm, we have $\text{ALG}(\mathcal{I}) \leq \text{LP}^{\text{cond}}(\mathcal{I})$. Therefore, $\text{OPT}(\mathcal{I}) \leq \text{LP}^{\text{cond}}(\mathcal{I})$.*

It is instructive to compare LP^{cond} to the fluid LP in the same setting. The fluid LP has an additional factor of $\Pr[D \geq t]$ on the left-hand side of (15), i.e., $\sum_{i=1}^n \Pr[D \geq t] \cdot y_{i,j}^t \leq p_j$. This is a relaxation of constraint (15), saying that the *expected consumption* of each resource i cannot exceed k_i —a condition that holds for the offline optimum. Not knowing the realization of D in advance is more constraining, and the online optimum needs to satisfy the tighter constraints (15). The two LPs are equivalent in the special case where D deterministically equals T .

5.3. Algorithm and results based on the conditional LP

Given $\text{LP}^{\text{cond}}(\mathcal{I})$ and the thought experiment of conditioning on $D = T$, our algorithm for $\text{CORREL} \cap \text{RAND}$ is quite simple, and described in Algorithm 3.

Algorithm 3 Algorithm for $\text{CORREL} \cap \text{RAND}$

Solve $\text{LP}^{\text{cond}}(\mathcal{I})$, letting $(y_{i,j}^t)_{t \in [T], i \in [n], j \in [m]}$ denote an optimal solution

$\text{inv}[i] = k_i$ for all $i \in [n]$ ▷ starting inventory of resource i

for $t = 1, \dots, D$ **do** ▷ realization D unknown to algorithm

Let j denote type of query t ▷ drawn independently from probability vector $(p_j)_{j \in [m]}$

Choose i independently from probability vector $\left(\frac{y_{i,j}^t}{p_j}\right)_{i \in [n]}$ ▷ $\sum_{i=1}^n \frac{y_{i,j}^t}{p_j} \leq 1$ by (16)

(set i to \perp with probability $1 - \sum_{i=1}^n \frac{y_{i,j}^t}{p_j}$)

if $i \neq \perp$ and $\text{Acc}_{i,t}(\text{inv}[i]) = 1$ **then** ▷ $\text{Acc}_{i,t}(\text{inv}[i])$ is random bit for whether i accepts

Match the query to resource i , collecting reward $r_{i,j}$

$\text{inv}[i] = \text{inv}[i] - 1$

end if

end for

In Algorithm 3, $\text{Acc}_{i,t}(\text{inv}[i])$ is a random bit returned by an Online Contention Resolution Scheme (OCRS) for resource i , indicating whether to accept a query at time t if there are $\text{inv}[i]$ units left. It does not discriminate based on the type j of the query, and the OCRS cannot accept if $\text{inv}[i] = 0$. The purpose of an OCRS is to guarantee that the probability of accepting a query,

at any time t , is always at least some constant $\gamma > 0$. Intuitively, an OCRS rejects early arrivals with some probability so that inventory is left for late arrivals; these probabilities are calibrated so that all arrivals have at least probability γ of being accepted. In particular, our OCRS-based algorithm is adaptive to the unfolding of the sequence of queries. The largest achievable value of γ then yields our desired approximation ratio.

The application of OCRS can be made precise by considering an equivalent, alternative world in which time t always runs until the maximum of T , but only rewards collected in times $t \leq D$ are counted. From the perspective of any resource $i \in [n]$, it will be chosen by Algorithm 3 at each time $t \in [T]$ with probability

$$\sum_{j=1}^m p_j \frac{y_{i,j}^t}{p_j} = \sum_{j=1}^m y_{i,j}^t, \quad (18)$$

in which case we say that i is *active* at time t . Moreover, we have the following properties:

(Serial independence) The events $\{i \text{ is active in time } t\}$ are mutually independent across $t \in [T]$, noting that the realization of D does not induce any serial correlation in the alternative world where the horizon always runs until time T ;

(Feasibility in expectation) For each resource $i \in [n]$, the expected number of active queries, equal to $\sum_{t=1}^T \sum_{j=1}^m y_{i,j}^t$ by (18), is at most k_i , as imposed by our LP constraint (15).

These are the two conditions required to utilize OCRSes devised in previous literature (Jiang et al. 2022). Each resource i runs a separate OCRS that prescribes random bits $\text{Acc}_{i,t}(\text{inv}[i])$, satisfying $\text{Acc}_{i,t}(0) = 0$ and guaranteeing that $\Pr[\text{Acc}_{i,t}(\text{inv}[i]) = 1] \geq \gamma_{k_i}^*$ for all t . Here, $\gamma_{k_i}^*$ is a constant that depends on the starting inventory k_i of resource i , and the probability is over the randomness in the inventory state $\text{inv}[i]$ at time t . Consequently, we leverage the OCRS guarantees for each combination of $(i, j, t) \in [n] \times [m] \times [T]$, noting that a reward is collected if: (i) at time t , query type j is drawn and resource i is chosen by Algorithm 3; (ii) $D \geq t$; and (iii) $\text{Acc}_{i,t}(\text{inv}[i]) = 1$. Because (i) and (ii) are independent from everything else, we obtain

$$\text{ALG}(\mathcal{I}) \geq \sum_{i=1}^n \sum_{j=1}^m \sum_{t=1}^T r_{i,j} y_{i,j}^t \Pr[D \geq t] \gamma_{k_i}^* \geq \gamma_{\min_i k_i}^* \cdot \left(\sum_{i=1}^n \sum_{j=1}^m \sum_{t=1}^T r_{i,j} y_{i,j}^t \Pr[D \geq t] \right) = \gamma_{\min_i k_i}^* \cdot \text{LP}^{\text{cond}}(\mathcal{I}).$$

To explain the second inequality, $\gamma_{k_i}^*$ is the best-possible OCRS guarantee for randomly rationing a resource with k_i units. This constant has been characterized in Jiang et al. (2022), and shown to be increasing in k_i . Therefore, $\gamma_{k_i}^* \geq \gamma_{\min_i k_i}^*$ for every $i \in [m]$, resulting in the following theorem.

THEOREM 2. *For the $\text{CORREL} \cap \text{RAND}$ model, Algorithm 3 is a polynomial-time online algorithm that is γ_k^* -approximate, satisfying $\text{ALG}(\mathcal{I}) \geq \gamma_k^* \cdot \text{LP}^{\text{cond}}(\mathcal{I}) \geq \gamma_k^* \cdot \text{OPT}(\mathcal{I})$ for every instance \mathcal{I} in which all resources $i \in [m]$ have a starting inventory $k_i \geq k$.*

We note that $\gamma_1^* = 1/2$, and γ_k^* is greater than an earlier lower bound of $1 - 1/\sqrt{k+3}$ proved in Alaei (2014) for all $k > 1$. This shows that Algorithm 3 is asymptotically optimal for $\text{CORREL} \cap \text{RAND}$ as $k \rightarrow \infty$. Given the connection between $\text{CORREL} \cap \text{RAND}$ and the stochastic horizon setting, Theorem 2 is also applicable in that setting. In fact, our conditional LP and OCRS reduction can be extended in two ways: (1) to a nonstationary version of the stochastic horizon setting, and (2) to Network Revenue Management where queries are matched to products that consume multiple resources. These extensions are presented in Appendix F.3.

We conclude with two negative results, both only requiring a single unit of a single resource.

PROPOSITION 3. *For the $\text{CORREL} \cap \text{RAND}$ model with a single unit of a single resource, any algorithm that accepts the first query above a fixed threshold has an approximation ratio of zero.*

Proposition 3 is proved in Appendix F.4. Intuitively, static threshold policies perform poorly because they do not increase their thresholds in rare occurrences when the horizon “survives” past unlikely cutoffs. By contrast, our algorithm uses $\text{LP}^{\text{cond}}(\mathcal{I})$, which prescribes different matching probabilities $y_{i,j}^t$ and thus prescribes thresholds that are adapted to the time t . Proposition 3 also provides a noteworthy contrast to the single-item prophet inequality setting, in which a fixed threshold algorithm can be 1/2-approximate (Samuel-Cahn 1984). This suggests that, despite the simplicity of our analysis above, the $\text{CORREL} \cap \text{RAND}$ and SI models are definitely not equivalent and analyzing the former is crucially dependent on our conditional LP.

PROPOSITION 4. *For the $\text{CORREL} \cap \text{RAND}$ model, we have $\inf_{\mathcal{I} \in \text{CORREL} \cap \text{RAND}} \frac{\text{OPT}(\mathcal{I})}{\text{LP}^{\text{cond}}(\mathcal{I})} \leq \frac{1}{2}$.*

Finally, Proposition 4 is proved in Appendix F.5. It shows that the approximation ratio of 1/2 achieved in Theorem 2 (where $\gamma_1^* = 1$) is tight relative to $\text{LP}^{\text{cond}}(\mathcal{I})$, when $k = 1$. We note that this requires constructing new hard instances because we measure performance against a less powerful benchmark than the offline optimum, and allow for arbitrary online algorithms.

6. Simulations

We compare online matching algorithms on synthetic instances generated under our framework, focusing on the INDEP model.

Instances. There are $n = 100$ resource types each with a starting inventory of $k_i = 1$. There are $m = 10$ query types each with a mean demand of 10, so that the total expected demand is equal to n . Reward value $r_{i,j}$ is drawn uniformly and independently from $[0,1]$ for all $i \in [n]$ and $j \in [m]$.

To test different degrees of variance in the total demand, we consider 5 different standard deviations: $\sigma \in \{1, 3, 5, 10, 100\}$. We assume each demand D_j is Normally distributed with mean 10 and standard deviation σ , restricted to the interval $[0, \mu + 3 \min\{\mu, \sigma\}]$ and rounded to integers, noting that $\sigma = 100$ essentially represents a Uniform distribution. Following the INDEP model, each D_j is

realized independently. Because adversarial order is difficult to define for these randomly-generated demand types, we uniformly shuffle⁴ the queries.

Algorithms. Each algorithm we test is a combination of two parts: a primal LP relaxation that is solved to prescribe probabilities $x_{i,j}$ with which each pair i, j should be matched; and a method for randomly rounding these probabilities into online matching decisions.

For the first part, we consider 3 different LP solutions $(x_{i,j})_{i \in [n], j \in [m]}$ to use in the algorithm.

1. **Fluid LP:** $(x_{i,j})_{i \in [n], j \in [m]}$ is defined by an optimal solution to (1)–(4).
2. **Truncated LP:** $(x_{i,j})_{i \in [n], j \in [m]}$ is defined by an optimal solution to (5)–(8). We solve this exponentially-sized LP by implementing our separation oracle in a lazy callback in JuMP (Dunning et al. 2017).
3. **Offline LP:** $(x_{i,j})_{i \in [n], j \in [m]}$ is defined by an optimal solution to the following LP:

$$\begin{aligned}
\max \quad & \sum_{i=1}^n \sum_{j=1}^m r_{i,j} x_{i,j} \\
\text{s.t.} \quad & x_{i,j} = \frac{1}{M} \sum_{s=1}^M x_{i,j}^s && \forall i \in [n], \forall j \in [m] \\
& \sum_{j=1}^m x_{i,j}^s \leq k_i && \forall i \in [n], \forall s \in [M] \\
& \sum_{i=1}^n x_{i,j}^s \leq D_j^s && \forall j \in [m], \forall s \in [M] \\
& x_{i,j}^s \geq 0 && \forall i \in [n], \forall j \in [m], \forall s \in [M].
\end{aligned}$$

In the offline LP, we draw IID samples $s = 1, \dots, M$ of the demand vector, labeling each one as (D_1^s, \dots, D_m^s) . The LP separately computes the optimal offline matching decisions $(x_{i,j}^s)_{i \in [n], j \in [m]}$ for each demand vector (D_1^s, \dots, D_m^s) , and then averages them into the solution $(x_{i,j})_{i \in [n], j \in [m]}$. We note that the idea of sampling the demand vector and solving the resulting offline LPs appeared as early as in Talluri and Van Ryzin (1999) in the context of revenue management.

To randomly round the solutions from these LP's into online decisions, we consider 3 methods.

1. **Independent Rounding:** For each arriving query, the algorithm observes its type j and then independently chooses a resource i following probability vector $(\frac{x_{i,j}}{\mathbb{E}[D_j]})_{i \in [n]}$, which satisfies $\sum_{i=1}^n \frac{x_{i,j}}{\mathbb{E}[D_j]} \leq 1$ because $\sum_{i=1}^n x_{i,j} \leq \mathbb{E}[D_j]$ is implied by all of the LP solutions. With probability $1 - \sum_{i=1}^n \frac{x_{i,j}}{\mathbb{E}[D_j]}$, resource $i = \perp$ is chosen and the query is immediately rejected. Otherwise, the query is matched with resource i if it has remaining inventory; otherwise the query is also rejected.

⁴ We also tried an ‘‘adversarial’’ order where the D_1 queries of type 1 arrive first, followed by the D_2 queries of type 2, etc. This did not change the nature of the results, due to there being no distinguishable heterogeneity in the types.

LP	Time to Solve	Randomized Rounding Method	Performance (avg. % of Fluid LP)				
			$\sigma = 1$	$\sigma = 3$	$\sigma = 5$	$\sigma = 10$	$\sigma = 100$
Fluid	0.007s	Independent Rounding	64.9	63.2	60.9	57.2	57.3
		Stockout-aware Rounding	96.5	88.7	81.6	70.2	64.7
Truncated	0.017s	Independent Rounding	59.1	57.1	55.5	56.4	57.9
		Stockout-aware Rounding	83.6	76.6	72.8	69.3	65.4
		Lossless Rounding	89.0	79.9	75.2	76.3	85.2
Offline	13.452s ($M = 100$)	Independent Rounding	64.3	61.6	59.2	57.6	58.3
		Stockout-aware Rounding	93.9	86.7	81.5	72.7	66.2
		Lossless Rounding	94.8	87.0	82.0	81.1	86.7

Table 1 Simulation results, where the best performance for each level of σ is bolded.

2. Stockout-aware Independent Rounding: a common way to improve independent rounding is to prevent rejection due to depleted inventory. This is done by sampling a resource i only among those with remaining inventory, including $i = \perp$, proportionally to $\frac{x_{i,j}}{\mathbb{E}[D_j]}$. For example, suppose $\mathbb{E}[D_j] = 1$ for some query type j and we have $n = 3$ resources with $x_{1,j} = x_{2,j} = x_{3,j} = 1/4$. If resource 1 runs out of inventory, then the sampling probabilities would become $1/3$ for both resources 2 and 3, and $1/3$ also for the null resource \perp .

3. Lossless Rounding: We use exactly our Algorithm 2 to initialize a random routing for each query type j . For each arriving query, the algorithm observes its type j and then uses the corresponding routing function to choose a resource i . The query is matched if and only if $i \neq \perp$ and i has remaining inventory. Note that we do not attempt to optimize the processing order of resources in Algorithm 2, which might possibly improve the results.

We test all combinations of LP solutions and rounding methods, with the exception of lossless rounding for the fluid LP. This is because the fluid LP’s solution might not satisfy the exponential family of constraints (7) which is our sufficient condition for lossless rounding. We note that the offline LP’s solution approximately satisfies these constraints for a sufficiently large sample size M , because (7) holds for the solution $(x_{i,j}^s)_{i \in [n], j \in [m]}$ of every sample s .

Numerical results. We generate 200 random instances for each different value of standard deviation σ . For each instance, we draw 20 arrival sequences to be used across all algorithms, to reduce variance. We run each algorithm 20 times on each arrival sequence, and define its expected reward on the instance to be the average reward over these 400 runs (20 runs on each of 20 arrival sequences). We take the ratio of this expected reward relative to the optimal objective value of the fluid LP, which serves as an upper bound. We report the average of these ratios (over the 200 instances) for each of the 8 algorithms and each of the 5 values of σ , in Table 1.

Main findings. Independent rounding is the simplest online matching algorithm, where each query is rounded in parallel without any real-time updates based on inventory or demand. Becoming stockout-aware significantly improves performance in all cases. Our lossless rounding is not aware

of inventory but it does require the updated demand count of each type, in order to route the current query to a resource. In this sense, we say that lossless rounding is *demand-aware*; this approach also significantly improves beyond the performance of independent rounding in all cases.

Stockout-aware rounding is the better improvement under low variance ($\sigma \leq \sqrt{10} \approx 3.16$); lossless rounding is the better improvement under high variance ($\sigma > \sqrt{10}$). This is consistent with our intuition that under high variance one should be demand-aware. We note that losslessly rounding the offline LP's solution performs better than losslessly rounding our truncated LP's solution. However, the offline LP takes several orders of magnitude longer to solve, as displayed⁵ in Table 1, making the truncated LP a plausible alternative to be losslessly rounded despite its exponentially many constraints, thanks to the separation oracle. Aside from lossless rounding, the truncated and offline LP's also perform better than the fluid LP using the other rounding methods, when σ is 10 or 100. This further supports our theory that the fluid LP is undesirable under high variance because it ignores higher-moment information about demand.

We conclude by noting that in Table 1, the advantage of lossless rounding over stockout-aware independent rounding under high variance appears to be very large, compared to its disadvantage under small variance—more than 8% gaps, versus less than 2% gaps. Lossless rounding also outperforms stockout-aware independent rounding for the offline and truncated LP solutions, in all cases. This suggests that lossless rounding may be the best randomized rounding algorithm for high-variance instances that satisfy our INDEP model. It may be worth comparing these rounding methods further on different generative models in future.

7. Concluding Remarks

We propose a new framework to capture correlated arrivals in online stochastic matching. First and foremost, we model the distribution of the demand vector $\mathbf{D} = (D_j)_{j \in [m]}$, which counts, in type coordinates, the total number of arriving queries from each type. Then, the arriving query types are interleaved in some order. Standard models assume that the types of arriving queries are drawn independently over time and, therefore, fail to capture high variance in the types' demands. We provide numerical evidence that high variance and serial correlations are present in e-commerce order fulfillment settings (Appendix A). These correlations can be explained by idiosyncratic shocks to the demand of each type (e.g., unexpectedly high demand for a specific SKU in a given region) or common shocks to all types (e.g., unexpectedly high demand across all regions and SKUs). Motivated by these observations, we define (Section 3) two specific distribution

⁵ We chose $M = 100$ samples based on observations that the offline LP's performance did not improve beyond that. We also tried as few as 5 samples, but even this had a slower runtime than the other LP's, and worse performance.

classes for \mathbf{D} , dubbed INDEP and CORREL, both of which allow for correlated types over time but differ in whether the random shocks are idiosyncratic or common across types.

Given the high-variance demand distributions in each class, we show that directly applying the commonly used fluid relaxation leads to poor decisions, in both numerical simulations (Section 6) and illustrative examples (Appendix D). We propose tighter LP relaxations, the truncated LP and conditional LP, which better represent the matching decisions for the INDEP and CORREL models, respectively. Next, we devise online matching algorithms based on these relaxations that yield strong worst-case performance guarantees for the INDEP model under the adversarial arrival order (Section 4) and for the CORREL model under the uniformly random arrival order (Section 5). Our result for INDEP can also be extended to a sample-based setting (Appendix C), and our result for CORREL can be extended to a Network Revenue Management setting (Appendix F.3). From a technical standpoint, our main contribution is a lossless rounding procedure for INDEP that, given any type j , randomly routes the arriving customer queries to distinct resources while preserving marginal matching rates, without knowing the realized demand D_j in advance.

The limitations of this work suggest several directions for future research. First, our analysis of the e-commerce order fulfillment data sets only illustrates the limitations of standard online matching models, but it does not directly support the capability of the INDEP or CORREL models to provide a better fit to demand data. Doing so would require a more extensive statistical analysis that is beyond the scope of this work. Estimating a demand process in practice might require identifying families of stochastic processes that best fit the data of arrival sequences. This task is likely to be industry-specific, and differ from e.g. ride-sharing to retail. By contrast, our framework is meant to be nonparametric in that the distribution of the demand vector $\mathbf{D} = (D_j)_{j \in [m]}$ under INDEP or CORREL can be arbitrary along certain dimensions (i.e., marginal demand or total demand). Our framework simply combines such demand distributions with the age-old adversarial and random order arrival models from the online matching literature, leading to a wealth of new models that can be studied in the future, perhaps in combination with different types of arrival orders. Finally, a very concrete open problem from our paper is whether our $1/2$ -competitive guarantee for $\text{INDEP} \cap \text{ADV}$ can be improved under $\text{INDEP} \cap \text{RAND}$, where the arrival order is random.

Acknowledgments

The authors thank Rajan Udmani for sharing the insights in Remark 1, Daniela Saban for providing comments on an early version of the paper that significantly improved the presentation, Kangning Wang for pointing us to the reference Alijani et al. (2020), and Jake Feldman for sharing feedback on the paper.

References

- Aggarwal G, Goel G, Karande C, Mehta A (2011) Online vertex-weighted bipartite matching and single-bid budgeted allocations. *Proceedings of the twenty-second annual ACM-SIAM symposium on Discrete Algorithms*, 1253–1264 (SIAM).
- Alaei S (2014) Bayesian combinatorial auctions: Expanding single buyer mechanisms to many buyers. *SIAM Journal on Computing* 43(2):930–972.
- Alaei S, Fu H, Haghpanah N, Hartline J, Malekian A (2012a) Bayesian optimal auctions via multi-to single-agent reduction. *arXiv preprint arXiv:1203.5099* .
- Alaei S, Hajiaghayi M, Liaghat V (2012b) Online prophet-inequality matching with applications to ad allocation. *Proceedings of the 13th ACM Conference on Electronic Commerce*, 18–35.
- Alijani R, Banerjee S, Gollapudi S, Munagala K, Wang K (2020) Predict and match: Prophet inequalities with uncertain supply. *Proceedings of the ACM on Measurement and Analysis of Computing Systems* 4(1):1–23.
- Amil A, Makhdoumi A, Wei Y (2022) Multi-item order fulfillment revisited: Lp formulation and prophet inequality. *Available at SSRN 4176274* .
- Aouad A, Sarıtaç Ö (2022) Dynamic stochastic matching under limited time. *Operations Research* 70(4):2349–2383.
- Asadpour A, Niazadeh R, Saberi A, Sharneli A (2020) Sequential submodular maximization and applications to ranking an assortment of products. *Chicago Booth Research Paper (20-26)*.
- Bai Y, El Housni O, Jin B, Rusmevichientong P, Topaloglu H, Williamson D (2022) Fluid approximations for revenue management under high-variance demand: Good and bad formulations. *Available at SSRN* .
- Balseiro S, Kroer C, Kumar R (2023) Online resource allocation under horizon uncertainty. *Abstract Proceedings of the 2023 ACM SIGMETRICS International Conference on Measurement and Modeling of Computer Systems*, 63–64.
- Baltagi BH, Kao C, Peng B (2016) Testing cross-sectional correlation in large panel data models with serial correlation. *Econometrics* 4(4):44.
- Besbes O, Sauré D (2014) Dynamic pricing strategies in the presence of demand shifts. *Manufacturing & Service Operations Management* 16(4):513–528.
- Border KC (1991) Implementation of reduced form auctions: A geometric approach. *Econometrica: Journal of the Econometric Society* 1175–1187.
- Braverman M, Derakhshan M, Molina Lovett A (2022) Max-weight online stochastic matching: Improved approximations against the online benchmark. *Proceedings of the 23rd ACM Conference on Economics and Computation*, 967–985, EC '22 (New York, NY, USA: Association for Computing Machinery), ISBN 9781450391504.

- Brubach B, Grammel N, Ma W, Srinivasan A (2023) Online matching frameworks under stochastic rewards, product ranking, and unknown patience. *Operations Research* .
- Brubach B, Sankararaman KA, Srinivasan A, Xu P (2016) New algorithms, better bounds, and a novel model for online stochastic matching. *24th Annual European Symposium on Algorithms (ESA 2016)* (Schloss Dagstuhl-Leibniz-Zentrum fuer Informatik).
- Buchbinder N, Wajc D, et al. (2021) A randomness threshold for online bipartite matching, via lossless online rounding. *arXiv preprint arXiv:2106.04863* .
- Chawla S, Hartline JD, Malec DL, Sivan B (2010) Multi-parameter mechanism design and sequential posted pricing. *Proceedings of the forty-second ACM symposium on Theory of computing*, 311–320.
- De Hoyos RE, Sarafidis V (2006) Testing for cross-sectional dependence in panel-data models. *The stata journal* 6(4):482–496.
- Dubhashi D, Ranjan D (1998) Balls and bins: A study in negative dependence. *Random Structures & Algorithms* 13(5):99–124.
- Dunning I, Huchette J, Lubin M (2017) Jump: A modeling language for mathematical optimization. *SIAM review* 59(2):295–320.
- Ehsani S, Hajiaghayi M, Kesselheim T, Singla S (2018) Prophet secretary for combinatorial auctions and matroids. *Proceedings of the twenty-ninth annual acm-siam symposium on discrete algorithms*, 700–714 (SIAM).
- Ekbatani F, Feng Y, Niazadeh R (2022) Online resource allocation with buyback: Optimal algorithms via primal-dual. *arXiv preprint arXiv:2210.11570* .
- Fahrback M, Huang Z, Tao R, Zadimoghaddam M (2020) Edge-weighted online bipartite matching. *2020 IEEE 61st Annual Symposium on Foundations of Computer Science (FOCS)*, 412–423 (IEEE).
- Feldman J, Korula N, Mirrokni V, Muthukrishnan S, Pál M (2009) Online ad assignment with free disposal. *International workshop on internet and network economics*, 374–385 (Springer).
- Feldman M, Svensson O, Zenklussen R (2021) Online contention resolution schemes with applications to bayesian selection problems. *SIAM Journal on Computing* 50(2):255–300.
- Feng Y, Qiu G, Wu X, Zhou S (2023) Improved competitive ratio for edge-weighted online stochastic matching. *arXiv preprint arXiv:2302.05633* .
- Gamlath B, Kale S, Svensson O (2019a) Beating greedy for stochastic bipartite matching. *Proceedings of the Thirtieth Annual ACM-SIAM Symposium on Discrete Algorithms*, 2841–2854 (SIAM).
- Gamlath B, Kapralov M, Maggiori A, Svensson O, Wajc D (2019b) Online matching with general arrivals. *2019 IEEE 60th Annual Symposium on Foundations of Computer Science (FOCS)*, 26–37 (IEEE).
- Gandhi R, Khuller S, Parthasarathy S, Srinivasan A (2006) Dependent rounding and its applications to approximation algorithms. *Journal of the ACM (JACM)* 53(3):324–360.

- Guo C, Huang Z, Tang ZG, Zhang X (2021) Generalizing complex hypotheses on product distributions: Auctions, prophet inequalities, and pandora's problem. *Conference on Learning Theory*, 2248–2288 (PMLR).
- Hall P (1987) On representatives of subsets. *Classic Papers in Combinatorics* 58–62.
- Huang Z, Shu X (2021) Online stochastic matching, poisson arrivals, and the natural linear program. *Proceedings of the 53rd Annual ACM SIGACT Symposium on Theory of Computing*, 682–693.
- Huang Z, Shu X, Yan S (2022) The power of multiple choices in online stochastic matching. *arXiv preprint arXiv:2203.02883* .
- Jiang J, Ma W, Zhang J (2022) Tight guarantees for multi-unit prophet inequalities and online stochastic knapsack. *Proceedings of the 2022 Annual ACM-SIAM Symposium on Discrete Algorithms (SODA)*, 1221–1246 (SIAM).
- Karp RM, Vazirani UV, Vazirani VV (1990) An optimal algorithm for on-line bipartite matching. *Proceedings of the twenty-second annual ACM symposium on Theory of computing*, 352–358.
- Kessel K, Shameli A, Saberi A, Wajc D (2022) The stationary prophet inequality problem. *Proceedings of the 23rd ACM Conference on Economics and Computation*, 243–244.
- Kesselheim T, Radke K, Tönnis A, Vöcking B (2013) An optimal online algorithm for weighted bipartite matching and extensions to combinatorial auctions. *European symposium on algorithms*, 589–600 (Springer).
- Lan Y, Gao H, Ball MO, Karaesmen I (2008) Revenue management with limited demand information. *Management Science* 54(9):1594–1609.
- Laub PJ, Taimre T, Pollett PK (2015) Hawkes processes. *arXiv preprint arXiv:1507.02822* .
- Ma W, Simchi-Levi D (2020) Algorithms for online matching, assortment, and pricing with tight weight-dependent competitive ratios. *Operations Research* 68(6):1787–1803.
- Ma W, Simchi-Levi D, Zhao J (2021) Dynamic pricing (and assortment) under a static calendar. *Management Science* 67(4):2292–2313.
- Manshadi VH, Gharan SO, Saberi A (2012) Online stochastic matching: Online actions based on offline statistics. *Mathematics of Operations Research* 37(4):559–573.
- Papadimitriou C, Pollner T, Saberi A, Wajc D (2021) Online stochastic max-weight bipartite matching: Beyond prophet inequalities. *Proceedings of the 22nd ACM Conference on Economics and Computation*, 763–764.
- Samuel-Cahn E (1984) Comparison of threshold stop rules and maximum for independent nonnegative random variables. *the Annals of Probability* 1213–1216.
- Samuel-Cahn E (1991) Prophet inequalities for bounded negatively dependent random variables. *Statistics & probability letters* 12(3):213–216.

- Shen M, Tang CS, Wu D, Yuan R, Zhou W (2020) Jd. com: Transaction-level data for the 2020 msom data driven research challenge. *Manufacturing & Service Operations Management* .
- Simchi-Levi D, Chen X, Bramel J, et al. (2005) The logic of logistics. *Theory, algorithms, and applications for logistics and supply chain management* .
- Talluri K, Van Ryzin G (1999) A randomized linear programming method for computing network bid prices. *Transportation science* 33(2):207–216.
- Talluri KT, Van Ryzin G (2004) *The theory and practice of revenue management*, volume 1 (Springer).
- Vardi S (2015) The returning secretary. *32nd International Symposium on Theoretical Aspects of Computer Science (STACS 2015)* (Schloss Dagstuhl-Leibniz-Zentrum fuer Informatik).
- Walczak D (2006) Modeling high demand variance in dynamic programming. *Journal of Revenue and Pricing Management* 5:94–101.
- Wooldridge JM (2010) *Econometric Analysis of Cross Section and Panel Data* (The MIT Press), ISBN 9780262232586.
- Yan S (2022) Edge-weighted online stochastic matching: Beating 1-1/e. *ArXiv abs/2210.12543* .

This page is intentionally blank. Proper e-companion title page, with INFORMS branding and exact metadata of the main paper, will be produced by the INFORMS office when the issue is being assembled.

E-Companion

Appendix A: Examples of Demand Data Sets

In this section, we conduct simple analyses to understand the extent to which the assumption of serial independence (SI), standard in online stochastic matching, is valid on real demand data. We consider two distinct data sets, a publicly available data set from the online retailer JD.com (Shen et al. 2020) and a private data set from a fashion e-commerce platform. In both settings, the platform needs to fulfil customer orders for various products by dispatching them from different warehouses to different locations. Because formally testing the serial independence (SI) assumption is not straightforward, we report various model-free and regression-based analyses. Recall that a consequence of the serial independence assumption is that $\text{Var}(D_j) \leq \mathbb{E}[D_j]$ for the demands of each type j . In the e-commerce context, each j corresponds to a certain type of customer request based on the selected product and the closest warehouse to the customer location. We find that $\text{Var}(D_j) \leq \mathbb{E}[D_j]$ does not hold for a majority of types when comparing the sample mean and sample variance of the realized demand aggregated over a plausible replenishment horizon. In addition, we test for correlations in the panel data set formed by daily demand per type. We estimate fixed effects regressions and still observe that the sample variance of residual errors over query types often exceeds the corresponding sample mean demand.

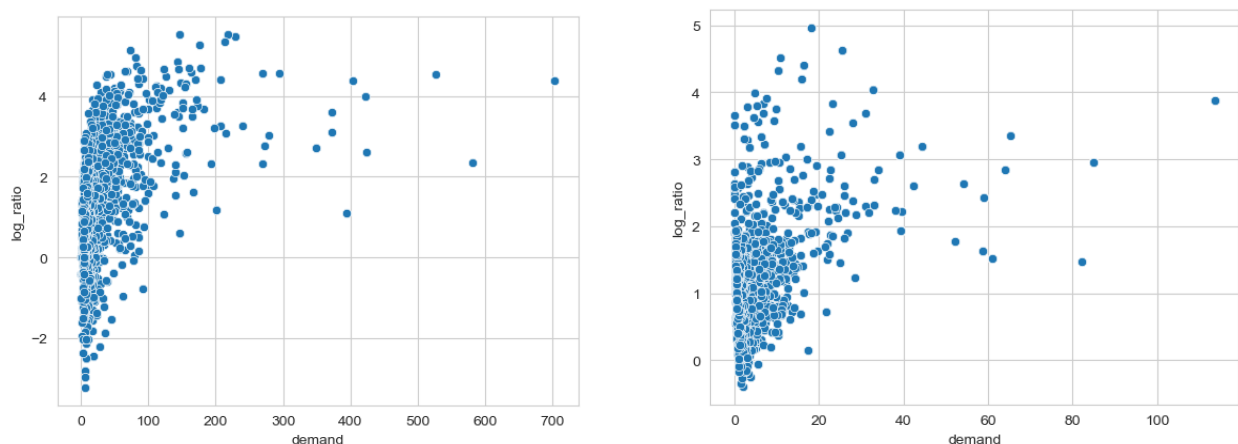
A.1. JD.com data

Context and data description. The online matching problem faced by JD.com consists of dynamically dispatching customer orders containing a stock-keeping unit (SKU) from various locations to different fulfillment centers (that still have inventory of that SKU) over time. Higher rewards are obtained when orders are dispatched to nearby distribution centers, resulting in an edge-weighted online matching problem.

The JD.com data provides customer orders throughout China from a single product category in March 2018. We construct a dataset with daily demand level for each (SKU-location) combination. We focus our analysis on the 40 highest-selling SKUs and 40 largest locations, determined by the destination fulfillment center in China. When choosing the 40 highest-selling SKUs, we eliminate any SKU that had zero demand on any day because they may suggest an inventory stockout. We otherwise assume that enough inventory was available so that the observed sales coincides with the true demand. Second, we remove the first day of sales, which we found to be three times higher than an average day due to promotions. After this processing, we let D_j^t denote the demand for a type j on a day t , where a type j refers to a (SKU-location) combination.

Model-free evidence. First, we compare the sample mean and sample variance for the demand random variable D_j across types. In stochastic matching models, the time horizon represents the duration between consecutive inventory replenishments. Thus, since our analysis focuses on highest-selling items, we consider this duration to be equal to be one week in JD.com context: a realization of the demand D_j is the total amount that customers ordered in a week, with the type j referring to a particular SKU and a particular location. Consequently, we aggregate our demand data set D_j^t at the weekly level. Each week w yields a sample of D_j^w for every (SKU, location)-combination j . We evaluate the sample mean and sample variance of D_j^w for each type j . In the resultant scatter-plot Figure EC.1a, we visualize the log-ratio of sample variance to sample mean (y-axis) as a function of the sample mean (x-axis).

The property $\text{Var}(D_j) \leq \mathbb{E}[D_j]$ would imply that the dots in the scatter-plot Figure EC.1a are below the $y = 0$ line with high probability. By contrast, we find that this is not the case and sample variance is greater than sample mean for a majority of types (85%), often by orders of magnitude. Only for a minority of (SKU, location)-combinations is the empirical variance lower than the empirical mean. This suggests that standard online stochastic matching models might not accurately reflect the stochastic demand faced by JD.com. Counter-intuitively, the property $\text{Var}(D_j) \leq \mathbb{E}[D_j]$ appears to hold for SKUs j with small mean demand rather than large mean demand. Considering the fact that the sample mean and sample variance are estimated from only 1 month of weekly sales data and therefore are noisy, we simulate this experiment on synthetic data where the demand is Poisson-distributed, and thus, $\text{Var}(D_j) \leq \mathbb{E}[D_j]$. We find that the probability that sample variance exceeds sample mean is of approximately 34%. Hence, the noise in our estimates cannot explain the fact a majority of types have sample variance above the $y = 0$ line.



(a) Weekly aggregated demand data, taking the sample variance of demand samples per type.

(b) Daily demand data, taking the sample variance of residual errors per type from the fixed effect model.

Figure EC.1 Log-ratio mean-variance plots for the JD.com data set. Each dot represents a (SKU, location)-type j . The x -coordinate is the sample mean demand for that SKU from that location, and the y -coordinate is the natural logarithm of the ratio of sample variance to the sample mean.

Regression-based evidence. Next, we quantify correlations and uncertainty for the panel data set $(D_j^t)_{j,t}$. First, we test for serial correlations. Specifically, we consider the panel-data model $D_j^t = \alpha_j + \beta_j P_{j,t} + \varepsilon_{j,t}$, where α_j is a type fixed effect, $P_{j,t}$ is a per-unit normalized price for type j demand on date t , and $\varepsilon_{j,t}$ is the random error term. Price $P_{j,t}$ is expressed as the percentage deviation on day t from the median non-zero price over the time-series of average daily prices for type j . As prices are not observed when there is no transaction, we backfill the price time series to impute unobserved prices.

We select the 100 types with highest mean demand to limit the effect of data censoring. We assess serial correlations⁶ based on the order one test in Wooldridge (2010, Chap.10.5.4). We use the residuals $\hat{\varepsilon}_{j,t}$ and run

⁶ Although we may also test for cross-sectional dependence, the standard Pesaran's test requires no serial correlation (De Hoyos and Sarafidis 2006), which is violated in our setting; robust adjustments to this test have only been recently proposed (Baltagi et al. 2016).

the pooled regression of $\hat{\varepsilon}_{j,t}$ on $\hat{\varepsilon}_{j,t-1}$ over all days $t = 3, \dots, T = 31$ and types $j \in [m]$ in the data set. Using robust standard errors, we find that the coefficient on $\hat{\varepsilon}_{j,t-1}$ has a t-stat of 13.36 (N=3,068, F =169.7) with respect to the null hypothesis H0: $\text{coeff} = -\frac{1}{T-1}$. This suggests that the demand per type is autocorrelated. This is consistent with the hypothesis that orders are positively correlated over time, i.e., arrivals of a certain type beget more arrivals of the same type.

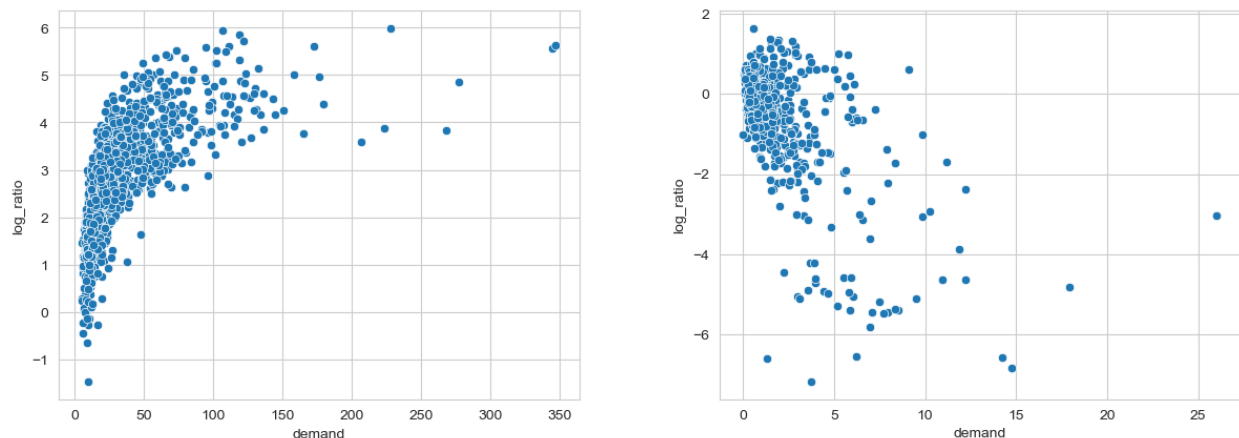
Next, using pooled OLS, we estimate a two-way fixed effect regression $D_j^t = \alpha_j + \beta_j P_{j,t} + \gamma_t + \varepsilon'_{j,t}$, where we incorporate day-level fixed effects γ_t for each t . We replicate our mean-variance comparison by estimating the sample variance of the residuals $\hat{\varepsilon}'_{j,t}$ relative to the sample mean of D_j^t for each fixed type j . Since we control for prices and day-level shifts, we expect a reduction in the uncertainty of demand. Nonetheless, we find that the sample variance of residual errors still exceeds the sample mean demand for the vast majority of types, as visualized in Figure EC.1b. It is important to note that plots EC.1a and EC.1b are not comparable because we use higher-frequency daily demand data for the latter.

Limitations of our analysis. Our analysis suggests that demand data violates the basic SI assumption and exhibit serial correlations. That said, the variance of SKU-level demands can be explained by several other factors, including ones that can be anticipated by the retailer in their forecasts. It is plausible that after controlling for contextual factors like marketing promotions, calendar events, or nonlinear price effects, the “unexplained” variance in demand might be lower than what is inferred in Figures EC.1a and EC.1b. Another important limitation of our analysis is that we only have one month of sales data and one product category, which is a restriction of the JD.com data. Thus, we conduct a similar analysis in the next subsection using a data set with a longer time window.

A.2. Fashion retail data

Context and data description. We replicate the analysis of Section A.1 on a different data set, describing customer order fulfillment for a major fashion e-commerce platform in India. The online matching problem is similar to that of JD.com but the data and context are very different. While our analysis of Appendix A.1 was restricted to one product category over 1 month, the raw data describes customer orders from 11,800 location IDs over 12 months for 1,256,241 distinct SKUs across all categories. Products are dispatched from one of 14 warehouses. We do not know which fulfillment center is the closest to the customer requests. That said, it is plausible that the platform prefers to dispatch from the closest warehouse, unless inventory is low or depleted, in which case it might choose a further warehouse. Hence, as a pre-processing step, we reassign each customer order to the most frequent warehouse for that location ID (we check that all our findings are robust without this step). Similarly to Appendix A.1, we construct a dataset with demand level D_j^t for each (SKU-location) combination (or type) j on each day t . Locations are determined based on the reassigned warehouses. We drop all orders that have been subsequently cancelled, after which we focus our analysis on the 100,000 highest-selling types. SKUs in fashion retail may have short product cycles, hence we truncate the dataset to only consider any given SKU from the moment it has recorded at least one transaction. We further restrict attention to the resultant (SKU, location) combinations with non-zero transactions for at least 90% of all remaining weeks, which must span at least 12 consecutive weeks. This is meant to select SKUs that have not been discontinued and having not stocked out in that period. Finally, although customers might order

multiple units of the same SKU, the demand D_j^t is the count of unique customer orders on day t , rather than the total ordered quantity. This assumption is conservative, as large order quantities mechanically inflate the variance-mean demand ratio. Our final data set D_j^t comprises 293,334 demand observations for 1,567 distinct types j with 1,212 SKUs. Differently from JD.com setting, there relatively fewer unique warehouses (1 or 2) for the same SKU.



(a) Fortnightly aggregated demand data, taking the sample variance of demand samples per type.

(b) Daily demand data, taking the sample variance of residual errors per type from the fixed effect model.

Figure EC.2 Log-ratio mean-variance plots for the fashion e-commerce data set. Each dot represents a (SKU, location)-type j . The x -coordinate is the sample mean demand for that SKU from that location, and the y -coordinate is the natural logarithm of the ratio of sample variance to the sample mean.

Model-free evidence. We compare the sample mean and sample variance of the demand random variable D_j across types. In fashion retail, the replenishment periods are less frequent, even for high-selling SKUs. Hence, we take the time horizon of the online matching problem to be equal to one month rather than 1 week in the case of JD.com data. We aggregate our demand data set D_j^t at that granularity. Each period τ yields a sample of D_j^τ for every (SKU, location)-type j . We plot the log-ratio of sample variance and sample mean of D_j^τ for each type j in Figure EC.2a. Similarly to our analysis of JD.com data, we find that the sample variance tends to be larger than the sample mean for nearly all types.

Regression-based evidence. Next, we assess the serial correlations. We estimate a fixed effect regression $D_j^t = \alpha_j + \beta_j P_{j,t} + \varepsilon_{j,t}$, where α_j is a type fixed effect, $P_{j,t}$ is a per-unit normalized price for type j demand on date t , and $\varepsilon_{j,t}$ is the random error term. We follow a methodology similar to Section A.1 to compute prices using the time-varying maximum retail price (MRP) of each item as input. To control for data censoring, we construct a balanced panel formed by the 100 types with highest mean demand for which we also have data observations throughout the horizon. Using an analysis identical to Section A.1, the order one serial correlation test yields a t-statistic of 10.46 ($N=34,748$, $F=104.4$). Consistent with the JD.com setting, our analysis suggests that the demand data from the fashion e-commerce platform exhibits serial correlations.

Finally, we estimate the two-way fixed effect regression $D_j^t = \alpha_j + \beta_j P_{j,t} + \gamma_t + \varepsilon'_{j,t}$, where we include day-level fixed effects γ_t for each t . To make the results comparable to Section A.1, we fit this model to one month

of demand data. Hence, we obtain estimates for the variance of residual errors $\varepsilon'_{j,t}$ for each type j and day t for which we observe data. The log-ratio mean-variance plot is shown in Figure EC.2b. We observe that our two-way fixed effect regressions explains the variation of daily demand much better. The fraction of (SKU, location)-combinations such that the sample variance of residual errors is greater than the sample mean drops to 33%. Still, this fraction is significant and suggests that realistic instances of the online stochastic matching problem are likely to violate the SI assumption. Moreover, fashion demand data is sparse due to the large number of SKUs. Therefore, the prediction accuracy of our two-way fixed effect regression might be optimistic: it is likely that the retailer cannot exactly forecast (SKU-location)-level and day-level shifts in demand otherwise explained by the fixed effects.

Limitations of our analysis. Products in fashion retailing have a short product life cycle and strong seasonality, meaning that some of the variation in demand could be due to assortment rotations that can be planned or forecasted. Note that we pre-processed the data to only consider “active” SKUs at any point in time using a simple heuristic, i.e., having non-zero transactions over 12 consecutive weeks. A more precise characterization of active SKU might affect our analysis. Moreover, our analysis might overlook other SKU-specific marketing interventions, known to the retailer, that can affect the base demand.

Appendix B: Connection to Standard Models

We call POISSON the online stochastic matching problem in continuous time where each type $j \in [m]$ arrives following an independent Poisson process of rate λ_j over the time horizon $[0, 1]$. We now explain why both our INDEP and CORREL models may capture POISSON as a special case. To reveal the connection with POISSON, suppose we operate under the random order RAND, but we further assume that each arrival has a timestamp in the horizon $[0, 1]$.⁷ Under the POISSON model, we note that the demand D_j of each type j ends up having a distribution that is Poisson with expectation λ_j . Moreover, a basic property of stationary marked Poisson processes is that the density of arrivals is uniform over $[0, 1]$ conditional on each realization of \mathbf{D} . This implies that any instance of POISSON with arrival rates $(\lambda_j)_{j \in [m]}$ can be captured within our framework by INDEP with random order, assuming that each demand entry D_j follows a Poisson distribution with mean $\mathbb{E}[D_j] = \lambda_j$. Similarly, the splitting property of Poisson processes straightforwardly implies that this POISSON instance has an equivalent representation within CORREL, where D is Poisson-distributed with mean $\mathbb{E}[D] = \lambda_1 + \dots + \lambda_m$ and the type probabilities are $p_j = \lambda_j / \mathbb{E}[D]$ for each $j \in [m]$.

We now explain why our results for INDEP and CORREL can capture the SI model beyond the limiting POISSON case. In the case of CORREL, the reduction is straightforward. For a fixed horizon $T = D$ equal to the total demand, the type of the t -th query is drawn according to a distribution over types $(p_{t,j})_{j \in [m]}$, noting that our approximation ratio result for $\text{CORREL} \cap \text{RAND}$ extends to such time-varying distributions; see Appendix F.3. In the case of INDEP, the reduction is less straightforward but one possible approach may be to first link general SI to POISSON, as has been done by Huang and Shu (2021). However, their link only applies

⁷This can be achieved by assuming that each of the $D = D_1 + \dots + D_m$ total queries draws an independent arrival time uniformly from horizon $[0, 1]$. This time-based process is combinatorially equivalent to RAND. However, when time is an observable state variable, the online stochastic matching problem is different because a policy can set finer expectations for future demand based on which absolute time in the horizon $[0, 1]$ it has reached.

to type distributions that IID over time. For time-varying distributions, the demand D_j of each type $j \in [m]$ follows a Poisson binomial distribution with T trials and a success probabilities $(p_{t,j})_{t \in [T]}$, and the challenge is that the resulting demand vector \mathbf{D} does not satisfy the cross-sectional independence property required by INDEP. In fact, it is well known that the random variables D_j are *negatively associated* (Dubhashi and Ranjan 1998), which means that $\mathbb{E}[f(D_j, j \in J) \cdot g(D_j, j \in [m] \setminus J)] \leq \mathbb{E}[f(D_j, j \in J)]\mathbb{E}[g(D_j, j \in [m] \setminus J)]$ for every non-decreasing functions f, g and every $J \subseteq [m]$. This strong negative dependence property, however, allows us to easily extend our analysis of the 1/2-competitive algorithm for the INDEP model (Algorithm 1 in Section 4). In particular, we remark that the formulation of the truncated LP LP^{trunc} is unaffected by the dependence of the demand D_j random variables. Thus, our lossless rounding scheme can be separately applied to each demand type to create a reduction to a prophet inequality setting, which is robust to weak notions of negative dependence for the sequence of random rewards (Samuel-Cahn 1991). For completeness, we provide a proof below. Here, we use the weaker notion of Negative Right Orthant Dependence (NOD) property for a sequence of real-valued random variables X_1, \dots, X_m , which requires that $\Pr[X_j \geq t_j, \forall j \in J \mid X_k \leq t_k, \forall k \in [m] \setminus J] \geq \Pr[X_j \geq t_j, \forall j \in J]$ for every vector $\mathbf{t} \in \mathbb{R}^m$ and $J \subseteq [m]$; see Dubhashi and Ranjan (1998, Prop. 3).

CLAIM EC.1. *Suppose that X_1, \dots, X_n is a sequence of NOD two-outcome random variables with rewards $0 = r_0 < r_1 < r_2 < \dots < r_n$ and probabilities $\Pr[X_i = r_i] = p_i$ and $\Pr[X_i = 0] = 1 - p_i$ such that $\sum_{i=1}^n p_i \leq 1$. The static threshold $\tau^* = \frac{1}{2} \sum_{i=1}^n p_i r_i$ yields the prophet inequality $\mathbb{E}[R(\tau^*)] \geq \frac{1}{2} (\sum_{i=1}^n r_i p_i)$, where $R(\tau^*)$ is equal to the first outcome above τ^* , if any, and otherwise to zero.*

Proof. Let $\theta_i = \Pr[X_i \geq \tau^* \mid X_k < \tau^*, \forall k \leq i-1]$. By the NOD property, we clearly have that $\theta_i \geq \Pr[X_i \geq \tau^*] = p_i \cdot \mathbb{I}[r_i \geq \tau^*]$. Denoting by $\theta = \Pr[X_i < \tau^*, \forall i \in [n]]$, we can decompose the expected reward of the τ^* -static threshold policy as

$$\begin{aligned} \mathbb{E}[R(\tau^*)] &= \sum_{i=1}^n (r_i - \tau^*) \theta_i \Pr[X_k < \tau^*, \forall k \leq i-1] + \sum_{i=1}^n \tau^* \theta_i \\ &\geq \sum_{i=1}^n (r_i - \tau^*) p_i \cdot \mathbb{I}[r_i \geq \tau^*] \cdot \theta + \tau^* (1 - \theta) \\ &\geq \theta \cdot \left(\sum_{i=1}^n r_i p_i - \tau^* p_i \right) + \tau^* (1 - \theta) \\ &\geq \theta \cdot \frac{1}{2} \left(\sum_{i=1}^n r_i p_i \right) + \frac{1}{2} (1 - \theta) \left(\sum_{i=1}^n r_i p_i \right) \\ &= \frac{1}{2} \left(\sum_{i=1}^n r_i p_i \right) \end{aligned}$$

where in the first inequality we use the fact that $\Pr[X_k < \tau^*, \forall k \leq i-1] \geq \theta$ for all $i \in [n]$. \square

Appendix C: Robustness to Sampling Error

Here, we suppose that the distribution of \mathbf{D} is unknown but can be estimated from a sample of N IID draws $\hat{\mathbf{D}} = (\hat{\mathbf{D}}_1, \dots, \hat{\mathbf{D}}_N)$ from the distribution of \mathbf{D} . We present sample complexity results for INDEP, showing that for N polynomially large, we can incur a small loss $O(\varepsilon)$ in our performance guarantee.

We can leverage existing results on the generalization error of hypothesis classes under product form distributions to obtain additive approximation errors. For every demand type $j \in [m]$, we define \hat{E}_j as the empirical distribution over $\hat{D}_{1,j}, \hat{D}_{2,j}, \dots, \hat{D}_{N,j}$. Here, we assume that the rewards are normalized such that $\max_{i \in [n], j \in [m]} r_{i,j} = 1$ and $k_i = 1$ for every resource $i \in [n]$.

PROPOSITION EC.1. *There exists a universal constant $C > 0$ such that for all $N \geq C \frac{n^3 m}{\varepsilon^2} \log \frac{1}{\delta}$, running Algorithm 1 with respect to the product-form empirical distribution $\hat{\mathbb{E}} = \hat{E}_1 \times \dots \times \hat{E}_m$ achieves*

$$\inf_{\mathcal{I} \in \text{INDEP} \cap \text{ADV}} \text{ALG}_{\hat{\mathbb{E}}(\mathcal{I})}(\mathcal{I}) \geq \frac{1}{2} \cdot \text{LP}^{\text{trunc}}(\mathcal{I}) - O(\varepsilon) \text{ with probability at least } 1 - \delta.$$

This result follows from Theorem 5 of Guo et al. (2021), noting that the demand for each type j can be truncated to be at most n without loss (i.e., $\Pr[D_j \leq n] = 1$ for all $j \in [m]$). We maintain the assumption that $D_j \leq n$ with probability 1 for all $j \in [m]$ throughout this section.

To elaborate on how to establish Proposition EC.1, let \mathcal{I} denote the instance with the true distribution, and $\hat{\mathcal{I}}$ denote the instance with the same rewards $(r_{i,j})_{i \in [n], j \in [m]}$ and starting inventories $(k_i)_{i \in [n]}$ but using the empirical distribution instead. Our algorithm trains an online policy (a fixed prescription of how to match queries on-the-fly) based on $\hat{\mathcal{I}}$, which will satisfy $\text{ALG}_{\hat{\mathbb{E}}(\hat{\mathcal{I}})}(\hat{\mathcal{I}}) \geq \frac{1}{2} \cdot \text{LP}^{\text{trunc}}(\hat{\mathcal{I}})$. Here, we use $\text{ALG}_{\hat{\mathbb{E}}(\hat{\mathcal{I}})}$ instead of ALG to emphasize that our actual policy is trained on the empirical distribution. However, what the algorithm actually earns is $\text{ALG}_{\hat{\mathbb{E}}(\mathcal{I})}$, which we wish compare to $\text{LP}^{\text{trunc}}(\mathcal{I})$. Fortunately, the result of Guo et al. (2021) says that with sufficiently many samples N , we can uniformly guarantee for any real-valued function of a distribution that its evaluation on the true vs. empirical distributions differ by at most a small $\varepsilon > 0$. Because $\text{ALG}_{\hat{\mathbb{E}}(\mathcal{I})}(\cdot)$ and $\text{LP}^{\text{trunc}}(\cdot)$ can both be viewed as real-valued functions that depend on the distribution in the instance, we apply the result of Guo et al. (2021) twice to get that

$$\begin{aligned} \text{ALG}_{\hat{\mathbb{E}}(\mathcal{I})}(\mathcal{I}) &\geq \text{ALG}_{\hat{\mathbb{E}}(\hat{\mathcal{I}})}(\hat{\mathcal{I}}) - \varepsilon \\ &\geq \frac{1}{2} \cdot \text{LP}^{\text{trunc}}(\hat{\mathcal{I}}) - \varepsilon \\ &\geq \frac{1}{2} \cdot \text{LP}^{\text{trunc}}(\mathcal{I}) - 2\varepsilon. \end{aligned}$$

The required number of samples N scales with the square of the range of the functions, which in this case is $[0, n]$, under the normalization of the rewards. This explains why the sample complexity is $O(\frac{n^3 m}{\varepsilon^2} \log \frac{1}{\delta})$ instead of $O(\frac{nm}{\varepsilon^2} \log \frac{1}{\delta})$ as quoted in Guo et al. (2021, Thm 5).

A drawback of Proposition EC.1 is that the loss $O(\varepsilon)$ might be large in the regime where $\text{LP}^{\text{trunc}}(\mathcal{I})$ is small. Thus, we propose a data-driven algorithm to achieve an $O(\varepsilon)$ -multiplicative error. The following result holds even if our algorithm does not observe any type $j_0 \in [m]$ without any arrival in the sample $\sum_{t=1}^N \hat{D}_{t,j_0} = 0$, and it needs not know their corresponding rewards $(r_{i,j_0})_{i \in [n]}$. That said, our sample complexity bound implicitly assumes that we know an upper bound on the total number of customer types m .

THEOREM EC.1. *There exist a polynomial-time algorithm and a universal constant $C > 0$ such that for all $N \geq C \frac{nm}{\varepsilon^3} \log \frac{nm}{\delta}$, $\inf_{\mathcal{I} \in \text{INDEP} \cap \text{ADV}} \text{ALG}_{\hat{\mathbf{D}} \sim \mathbf{D}^N(\mathcal{I})}(\mathcal{I}) \geq (1 - \varepsilon) \cdot \frac{1}{2} \cdot \text{LP}^{\text{trunc}}(\mathcal{I})$ with probability at least $1 - \delta$, where $\text{ALG}_{\hat{\mathbf{D}} \sim \mathbf{D}^N(\mathcal{I})}(\mathcal{I})$ stands for the expected rewards in \mathcal{I} for each sample instantiation $\hat{\mathbf{D}} \sim \mathbf{D}^N(\mathcal{I})$.*

The remainder of the section is devoted to proving Theorem EC.1. At a high level, the algorithm calls our original $\text{LP}^{\text{trunc}}(\hat{\mathcal{I}})$ and lossless rounding for a specific input instance $\hat{\mathcal{I}}$, estimated using the sample $\hat{\mathbf{D}}$, but it gives priority to matching infrequent types whose demand distribution cannot be accurately inferred from the sample. In what follows, we hide the dependence on \mathcal{I} whenever it is clear which instance we refer to and only indicate which demand distribution is used to evaluate the outcomes. We start by stating a few basic technical claims. We denote by $\mathbf{D} \succeq \mathbf{E}$ the (first-order) stochastic dominance order $\Pr[D_j \geq \ell] \geq \Pr[E_j \geq \ell]$ for all $j \in [m]$ and $\ell \geq 1$.

CLAIM EC.2 (Dominated distribution). *For every product-form distribution \mathcal{D} , having access to a sample of $N \geq \frac{3nm}{\varepsilon^3} \log \frac{2nm}{\delta}$ independent draws from that distribution $(\hat{\mathbf{D}}_1, \dots, \hat{\mathbf{D}}_N) \sim \mathbf{D}^N$, we can construct in polynomial time a product-form distribution \mathbf{E} such that, with probability at least $1 - \delta$, we have $\mathbf{D} \succeq \mathbf{E}$ and $\Pr[E_j \geq \ell] \geq (1 - 2\varepsilon)\Pr[D_j \geq \ell]$ for all $j \in [m], \ell \in [n]$ for which $\Pr[D_j \geq \ell] \geq \frac{\varepsilon}{mn}$.*

Proof. Fix $(j, \ell) \in [m] \times [n]$ for which $\Pr[D_j \geq \ell] \geq \frac{\varepsilon}{mn}$. We invoke the multiplicative Chernoff bound, using the shorthand $p_{j,\ell} = \Pr[D_j \geq \ell]$,

$$\Pr_{\hat{\mathbf{D}}_1, \dots, \hat{\mathbf{D}}_N \sim \mathbf{D}^N} \left[\left| \frac{1}{N} \cdot \sum_{t=1}^N \mathbb{I}[\hat{D}_{t,j} \geq \ell] - p_{j,\ell} \right| \geq \varepsilon p_{j,\ell} \right] \leq 2e^{-\frac{\varepsilon^2 N p_{j,\ell}}{3}}. \quad (\text{EC.1})$$

It follows that, by defining $\hat{p}_{j,\ell} = (1 - \varepsilon) \cdot \frac{1}{N} \cdot \sum_{t=1}^N \mathbb{I}[\hat{D}_{t,j} \geq \ell]$, we obtain

$$\begin{aligned} \Pr_{\hat{\mathbf{D}}_1, \dots, \hat{\mathbf{D}}_N \sim \mathbf{D}^N} [\hat{p}_{j,\ell} \notin ((1 - \varepsilon)^2 p_{j,\ell}, (1 + \varepsilon)(1 - \varepsilon)p_{j,\ell})] &\leq \frac{\delta}{nm} \\ \implies \Pr_{\hat{\mathbf{D}}_1, \dots, \hat{\mathbf{D}}_N \sim \mathbf{D}^N} [\hat{p}_{j,\ell} \notin [(1 - 2\varepsilon)p_{j,\ell}, p_{j,\ell}]] &\leq \frac{\delta}{nm} \end{aligned} \quad (\text{EC.2})$$

where we use inequality (EC.1), and the hypotheses $p_{j,\ell} = \Pr[D_j \geq \ell] \geq \frac{\varepsilon}{mn}$ and $N \geq \frac{3nm}{\varepsilon^3} \log \frac{2nm}{\delta}$. Consequently, we define $\Pr[E_j \geq \ell] = \min\{\hat{p}_{j,\ell}, \Pr[E_j \geq \ell - 1]\}$ iteratively over $\ell \in [1, n]$ with $\Pr[E_j \geq 0] = 1$ and $\Pr[E_j \geq n + 1] = 0$. The desired claim follows from the union bound over (j, ℓ) and inequality (EC.2). \square

CLAIM EC.3 (LP Sensitivity). *For all product-form distributions $\mathbf{D} \succeq \mathbf{E}$, and for all $\varepsilon > 0$,*

- *if $\Pr[D_j \geq \ell] - \Pr[E_j \geq \ell] \leq \varepsilon$ for all $j \in [m], \ell \in [n]$, then $\text{LP}^{\text{trunc}}(\mathbf{E}) \geq \text{LP}^{\text{trunc}}(\mathbf{D}) - O(\varepsilon nm)$.*
- *if $\Pr[E_j \geq \ell] \geq (1 - \varepsilon) \cdot \Pr[D_j \geq \ell]$ for all $j \in [m], \ell \in [n]$, then $\text{LP}^{\text{trunc}}(\mathbf{E}) \geq (1 - \varepsilon) \cdot \text{LP}^{\text{trunc}}(\mathbf{D})$.*

CLAIM EC.4 (Median prophet). *Suppose that X_1, \dots, X_n is a sequence of independent two-outcome random variables with rewards $0 = r_0 < r_1 < r_2 < \dots < r_n$ and probabilities $\Pr[X_i = r_i] = p_i$ and $\Pr[X_i = 0] = 1 - p_i$ such that $\sum_{i=1}^n p_i \leq 1$. The unique (randomized) perturbed threshold τ_{ptb} such that $\tau_{\text{ptb}} \in \{r_i, r_{i+1}\}$ for some $i \in [0, n - 1]$ and $\Pr[\max_{i \in [n]} X_i \geq \tau_{\text{ptb}}] = \frac{1}{2}$ yields the prophet inequality $\mathbb{E}[R(\tau_{\text{ptb}})] \geq \frac{1}{2}(\sum_{i=1}^n r_i p_i)$, where $R(\tau_{\text{ptb}})$ is equal to the first outcome above τ_{ptb} , if any, and otherwise to zero. Moreover, when running this static threshold rule with noisy inputs $\tilde{p}_1, \dots, \tilde{p}_n$ instead of p_1, \dots, p_n , where $\tilde{p}_i \geq (1 - \varepsilon)p_i$ and $\sum_{i=1}^n \tilde{p}_i \leq \sum_{i=1}^n (1 - \varepsilon)^{-1} p_i + \varepsilon$ for all $i \in [n]$ with an $\varepsilon \in (0, \frac{1}{2})$, the resulting perturbed threshold $\tilde{\tau}_{\text{ptb}}$ yields $\mathbb{E}[R(\tilde{\tau}_{\text{ptb}})] \geq \frac{(1 - 11\varepsilon)}{2} \cdot (\sum_{i=1}^n r_i p_i)$ and $\Pr[\max_{i \in [n]} X_i \geq \tilde{\tau}_{\text{ptb}}] \leq \frac{(1 + 2\varepsilon)}{2}$.*

Proof. We prove the second claim, which implies the first one. By construction, we have $\Pr[\tilde{\tau}_{\text{ptb}} \geq \max_{i \in [n]} \tilde{X}_i] = 1/2$ for the sequence of independent modified random variables \tilde{X}_i with $\Pr[\tilde{X}_i = r_i] = \tilde{p}_i$. In particular, there exists $i^* \in [0, n - 1]$ such that $\Pr[\tilde{\tau}_{\text{ptb}} = r_{i^*}] = \delta > 0$ and $\Pr[\tilde{\tau}_{\text{ptb}} = r_{i^*+1}] = 1 - \delta$. Define $\delta_i = 0$

for $i \in [0, i^* - 1]$, $\delta_i = 1$ for $i \in [i^* + 1, n]$, and $\delta_{i^*} = \delta$. The calibration of the threshold parameters i^*, δ such that $\Pr[\tilde{\tau}_{\text{ptb}} \geq \max_{i \in [n]} \tilde{X}_i] = 1/2$ is equivalent to the identity $\sum_{i=1}^n \tilde{p}_i \cdot \delta_i \cdot \prod_{i'=1}^{i-1} (1 - \tilde{p}_{i'} \cdot \delta_{i'}) = \frac{1}{2}$. Defining $\varepsilon_i = \tilde{p}_i - (1 - \varepsilon)^{-1} p_i$, it follows that

$$\begin{aligned} \frac{1}{2} &\leq \sum_{i=1}^n ((1 - \varepsilon)^{-1} p_i + \varepsilon_i) \cdot \delta_i \cdot \left(\prod_{i'=1}^{i-1} (1 - (1 - \varepsilon) p_{i'} \cdot \delta_{i'}) \right) \\ &\leq 3\varepsilon + (1 - \varepsilon)^{-1} \sum_{i=1}^n p_i \cdot \delta_i \cdot \left(\prod_{i'=1}^{i-1} e^{\log(1 - p_{i'} \cdot \delta_{i'}) + 2\varepsilon p_{i'} \delta_{i'}} \right) \\ &= 3\varepsilon + (1 - \varepsilon)^{-1} e^{(\sum_{i=1}^n 2\varepsilon p_i \delta_i)} \Pr \left[\max_{i \in [n]} X_i \geq \tilde{\tau}_{\text{ptb}} \right] \\ &\leq 3\varepsilon + (1 - 5\varepsilon)^{-1} \Pr \left[\max_{i \in [n]} X_i \geq \tilde{\tau}_{\text{ptb}} \right] \end{aligned} \quad (\text{EC.3})$$

where in the first inequality we use $\tilde{p}_i \geq (1 - \varepsilon) p_i$ for all $i \in [n]$. In the second inequality, we use the fact that $\varepsilon_i \geq -2\varepsilon p_i$ and thus $\sum_{i=1}^n [\varepsilon_i]^+ = \sum_{i=1}^n (\varepsilon_i + 2\varepsilon p_i) \leq 3\varepsilon$ by hypothesis (because $\sum_{i=1}^n \varepsilon_i \leq \sum_{i=1}^n \tilde{p}_i - \sum_{i=1}^n (1 - \varepsilon)^{-1} p_i \leq \varepsilon$), and notice that $\log(1 - (1 - \varepsilon)u) \leq \log(1 - u) + \varepsilon u \frac{1}{1-u}$ with $u = p_{i'} \delta_{i'} \leq \frac{1}{2}$. In the last inequality, we use the fact that $\sum_{i=1}^n 2\varepsilon p_i \delta_i \leq 2\varepsilon$ and $\varepsilon \in (0, \frac{1}{2})$. Reciprocally, from $\tilde{p}_i \geq (1 - \varepsilon) p_i$ for all $i \in [n]$, we obtain

$$\begin{aligned} \frac{1}{2} &= \sum_{i=1}^n \tilde{p}_i \cdot \delta_i \cdot \left(\prod_{i'=1}^{i-1} (1 - \tilde{p}_{i'} \cdot \delta_{i'}) \right) \\ &\geq \sum_{i=1}^n (1 - \varepsilon) p_i \cdot \delta_i \cdot \left(\prod_{i'=1}^{i-1} (1 - (1 - \varepsilon) p_{i'} \cdot \delta_{i'}) \right) \\ &\geq (1 - \varepsilon) \sum_{i=1}^n p_i \cdot \delta_i \cdot \left(\prod_{i'=1}^{i-1} (1 - p_{i'} \cdot \delta_{i'}) \right) \\ &\geq (1 - \varepsilon) \Pr \left[\max_{i \in [n]} X_i \geq \tilde{\tau}_{\text{ptb}} \right], \end{aligned} \quad (\text{EC.4})$$

where the first inequality holds since $[\mathbf{x} \mapsto \sum_{i=1}^n x_i \cdot \delta_i \cdot (\prod_{i'=1}^{i-1} (1 - x_{i'} \cdot \delta_{i'}))]$ is non-decreasing in \mathbf{x} .

Now, we use the standard decomposition

$$\begin{aligned} &\mathbb{E}[\min \{X_i : i \in [n], \mathbb{I}[X_i \geq \tilde{\tau}_{\text{ptb}}]\}] \\ &\geq \Pr \left[\max_{i \in [n]} X_i \geq \tilde{\tau}_{\text{ptb}} \right] \cdot r_{i^*} + \left(1 - \Pr \left[\max_{i \in [n]} X_i \geq \tilde{\tau}_{\text{ptb}} \right] \right) \sum_{i=1}^n \max\{0, r_i - r_{i^*}\} \cdot p_i \\ &\geq \frac{1 - 11\varepsilon}{2} \cdot \left(\sum_{i=1}^n r_i p_i \right), \end{aligned}$$

where the first inequality holds since $r_i > r_{i^*}$ implies $\delta_i = 1$, and the last inequality follows from the fact that $\sum_{i=1}^n p_i \leq 1$ and inequalities (EC.3) and (EC.4). \square

Data-driven algorithm. Fixing \mathbf{D} , we distinguish between frequent and infrequent queries with $\mathcal{T}_{\text{freq}} = \{(j, \ell) \in [m] \times [n] : \Pr[D_j \geq \ell] \geq \frac{\varepsilon}{mn}\}$. The first step of our algorithm is to use the sample $\hat{\mathbf{D}}$ to construct the product-form distribution $\mathbf{E} \preceq \mathbf{D}$ achieving the properties stated in Claim EC.2. Next, we determine the subset of frequent types $\hat{\mathcal{T}}_{\text{freq}} = \{(j, \ell) \in [m] \times [n] : \Pr[E_j \geq \ell] \geq (1 - 2\varepsilon) \cdot \frac{2\varepsilon}{mn}\}$ and infrequent types $\mathcal{T}_{\text{infreq}} = [m] \times [n] \setminus \hat{\mathcal{T}}_{\text{freq}}$. By Claim EC.2, with probability $1 - \delta$, we have $\hat{\mathcal{T}}_{\text{freq}} \subseteq \mathcal{T}_{\text{freq}}$, $\Pr[D_j \geq \ell] \geq \Pr[E_j \geq \ell] \geq (1 - 2\varepsilon) \Pr[D_j \geq \ell]$ for all $(j, \ell) \in \hat{\mathcal{T}}_{\text{freq}}$, and $\Pr[D_j \geq \ell] \leq \frac{2\varepsilon}{mn}$ for all $(j, \ell) \in \hat{\mathcal{T}}_{\text{infreq}}$. Throughout the remainder of the analysis, we condition on the corresponding event and assume that these properties hold.

As a second step, we ignore infrequent arrivals and leverage Algorithm 1 with respect to the residual demand distribution. That is, we consider the modified demand distribution $\bar{\mathbf{E}}$ after we eliminate every infrequent query $(j, \ell) \in \hat{\mathcal{T}}_{\text{infreq}}$, i.e., $\Pr[\bar{E}_j \geq \ell] = \Pr[E_j \geq \ell]$ for every $(j, \ell) \in \hat{\mathcal{T}}_{\text{freq}}$ and $\Pr[\bar{E}_j \geq \ell] = 0$ for every $(j, \ell) \notin \hat{\mathcal{T}}_{\text{freq}}$ with renormalization $\Pr[\bar{E}_j = 0] = 1 - \sum_{\ell: (j, \ell) \in \hat{\mathcal{T}}_{\text{freq}}} \Pr[\bar{E}_j \geq \ell]$. Consequently, let $\text{ALG}_{\bar{\mathbf{E}}}$ denote the execution of Algorithm 1 by specifying the modified distribution $\bar{\mathbf{E}}$ as input and the median threshold rule. That is, $\text{ALG}_{\bar{\mathbf{E}}}$ solves $\text{LP}^{\text{trunc}}(\bar{\mathbf{E}})$, then routes the arriving queries to resources using our lossless rounding Algorithm 2, and finally it runs the threshold rule of Claim EC.3 for each resource. The use of the threshold in Claim EC.3 marks a slight difference with Algorithm 1.

Lastly, as a third step, we consider the ‘‘augmented’’ algorithm $\text{ALG}_{\bar{\mathbf{E}}}^{\uparrow}$ that deals with the arrivals of infrequent types, which are not expected to arrive as per $\bar{\mathbf{E}}$. Specifically, $\text{ALG}_{\bar{\mathbf{E}}}^{\uparrow}$ takes the same matching decisions as $\text{ALG}_{\bar{\mathbf{E}}}$ until an infrequent query $(j, \ell) \notin \hat{\mathcal{T}}_{\text{freq}}$ arrives, if any. From that point onwards, it matches all subsequent arrivals of type j greedily to the remaining resources and it no longer matches any query from other types. This completes the description of $\text{ALG}_{\bar{\mathbf{E}}}^{\uparrow}$ as our data-driven algorithm for Theorem EC.1.

Analysis. The next claim relates the performance of $\text{ALG}_{\bar{\mathbf{E}}}^{\uparrow}$ on the arrivals described by \mathbf{D} to our LP benchmark, thereby completing the proof of Theorem EC.1.

LEMMA EC.1. $\text{ALG}_{\bar{\mathbf{E}}}^{\uparrow}(\mathbf{D}) \geq \frac{(1-26\varepsilon)}{2} \text{LP}^{\text{trunc}}(\mathbf{D})$.

To prove Lemma EC.1, we first lower bound the contributions of infrequent queries to the expected total rewards. For the purpose of analysis, we create a monotone coupling ω between the arrivals in $\bar{\mathbf{E}}$ and those in \mathbf{D} . Hence, we introduce $\zeta_{j,\ell,i}(\omega)$ as an indicator random variable such that $\zeta_{j,\ell,i}(\omega) = 1$ if the ℓ -th arrival of type j is routed to i by $\text{ALG}_{\bar{\mathbf{E}}}$ on the arrivals described by $\bar{\mathbf{E}}(\omega)$. Similarly, we define $\zeta_{j,\ell,i}^{\uparrow}(\omega)$ as an indicator random variable such that $\zeta_{j,\ell,i}^{\uparrow}(\omega) = 1$ if the ℓ -th arrival of type j is routed to i by $\text{ALG}_{\bar{\mathbf{E}}}^{\uparrow}$ on the arrivals described by $\mathbf{D}(\omega)$. Call $\mathcal{E}_{\text{infreq}}^j$ the event where at least one infrequent query of type j arrives by the end of the process. Because ω is a monotone coupling between $\bar{\mathbf{E}}$ and \mathbf{D} , and $\text{ALG}_{\bar{\mathbf{E}}}, \text{ALG}_{\bar{\mathbf{E}}}^{\uparrow}$ make the same decisions until reaching an infrequent query, we infer that for all $(j, \ell) \in \hat{\mathcal{T}}_{\text{freq}}$,

$$\zeta_{j,\ell,i}^{\uparrow}(\omega) \geq \left(1 - \sum_{j' \neq j} \mathbb{I}[\mathcal{E}_{\text{infreq}}^{j'}]\right) \cdot \zeta_{j,\ell,i}(\omega), \quad (\text{EC.5})$$

where we only sum over $j' \neq j$ because all infrequent queries of type j arrive after the frequent ones, and therefore, they cannot affect the routing decisions of frequent queries within the same type j . Now, observe

$$\sum_{j=1}^m \Pr[\mathcal{E}_{\text{infreq}}^j] = \sum_{(j,\ell) \in \hat{\mathcal{T}}_{\text{infreq}}} \Pr[D_j \geq \ell] \leq \sum_{(j,\ell) \in \mathcal{T}_{\text{infreq}}} \Pr[D_j \geq \ell] \leq 2\varepsilon, \quad (\text{EC.6})$$

where the last inequality follows from the definition of $\mathcal{T}_{\text{infreq}}$. By combining inequalities (EC.5) and (EC.6), we infer from the independence across types that $\mathbb{E}[\zeta_{j,\ell,i}^{\uparrow}(\omega)] \geq (1 - 2\varepsilon)\mathbb{E}[\zeta_{j,\ell,i}(\omega)]$. Reciprocally, we observe that $\Pr[E_j \geq \ell] \geq (1 - 2\varepsilon)\Pr[D_j \geq \ell]$ by construction for each $(j, \ell) \in \hat{\mathcal{T}}_{\text{freq}}$, implying that, for any such frequent query,

$$\mathbb{E}[\zeta_{j,\ell,i}(\omega)] \geq (1 - 2\varepsilon)\mathbb{E}[\zeta_{j,\ell,i}^{\uparrow}(\omega)]. \quad (\text{EC.7})$$

Now, denote by $\xi_{j,\ell,i}^\uparrow(\omega)$ the indicator of whether (j,ℓ) is eventually matched to resource i by $\text{ALG}_{\bar{\mathbf{E}}}^\uparrow$ using the threshold rule in Claim EC.4. We obtain

$$\begin{aligned} \mathbb{E} \left[\sum_{i=1}^n \sum_{j=1}^m \sum_{\substack{\ell \geq 1: \\ (j,\ell) \in \hat{\mathcal{T}}_{\text{freq}}}} r_{i,j} \xi_{j,\ell,i}^\uparrow(\omega) \right] &\geq \frac{(1-22\varepsilon)}{2} \left(\sum_{i=1}^n \sum_{j=1}^m \sum_{\ell \geq 1} r_{i,j} \mathbb{E} [\zeta_{j,\ell,i}^\uparrow(\omega)] \right) \\ &\geq \frac{(1-24\varepsilon)}{2} \left(\sum_{i=1}^n \sum_{j=1}^m \sum_{\ell \geq 1} r_{i,j} \mathbb{E} [\zeta_{j,\ell,i}(\omega)] \right) \\ &= \frac{(1-24\varepsilon)}{2} \text{LP}^{\text{trunc}}(\bar{\mathbf{E}}) \\ &\geq \frac{(1-26\varepsilon)}{2} \text{LP}^{\text{trunc}}(\bar{\mathbf{D}}), \end{aligned}$$

where in the first inequality, we apply Claim EC.4 to each resource, noting that we indeed route each query type j with probability $p_j = \sum_{\ell \geq 1: (j,\ell) \in \hat{\mathcal{T}}_{\text{freq}}} \mathbb{E}[\zeta_{j,\ell,i}^\uparrow(\omega)]$, while our algorithm believes the true rate to be $\tilde{p}_j = \sum_{\ell \geq 1: (j,\ell) \in \hat{\mathcal{T}}_{\text{freq}}} \mathbb{E}[\zeta_{j,\ell,i}(\omega)]$, which satisfies $\mathbb{E}[\zeta_{j,\ell,i}^\uparrow(\omega)] \geq (1-2\varepsilon)\mathbb{E}[\zeta_{j,\ell,i}(\omega)]$ as previously noted, and $\sum_{(j,\ell)} \mathbb{E}[\zeta_{j,\ell,i}^\uparrow(\omega)] \leq \sum_{(j,\ell) \in \hat{\mathcal{T}}_{\text{freq}}} \mathbb{E}[\zeta_{j,\ell,i}^\uparrow(\omega)] + \Pr[\bigcup_{j=1}^m \mathcal{E}_{\text{infreq}}^j] \leq (1-2\varepsilon)^{-1}\tilde{p}_j + 2\varepsilon$, where the last inequality follows from (EC.6) and (EC.7). Note that $\text{ALG}_{\bar{\mathbf{E}}}^\uparrow$ does not alter the fact that the routed infrequent queries are independent from the perspective of each resource. The first equality follows from Lemma 2 using the fact that $\text{ALG}_{\bar{\mathbf{E}}}$ implements our lossless rounding with respect to an optimal solution of $\text{LP}^{\text{trunc}}(\bar{\mathbf{E}})$. The last inequality follows from Claim EC.3, where $\bar{\mathbf{D}}$ is defined to be \mathbf{D} with infrequent types removed.

The remainder of the proof looks at the contributions of infrequent queries to the expected rewards. Here, we first consider the natural coupling ω between lossless routing decisions for $\text{LP}^{\text{trunc}}(\mathbf{D})$ and the routing decisions of our algorithm $\text{ALG}_{\bar{\mathbf{E}}}^\uparrow$ on \mathbf{D} . Specifically, we implement Algorithm 2 with respect to an optimal solution of $\text{LP}^{\text{trunc}}(\mathbf{D})$ and denote by $\delta_{j,\ell,i}(\omega) \in \{0,1\}$ the corresponding routing decisions for every query (j,ℓ) and resource i . In parallel, we denote by $\zeta_{j,\ell,i}^\uparrow(\omega)$ our algorithm's routing decisions for frequent queries, as described above, on the same sequence of arrivals. Next, we “realign” the routing decisions to concentrate their differences on infrequent queries. To be more specific, define $\delta_{j,\ell,i}^{\text{swap}}(\omega)$ as a new indicator variable that captures the following modified routing decision: at the end of the horizon, for each fixed $j \in [m]$, we consider the set of resources $i \in C_j^\uparrow(\omega)$ that have been routed a *frequent* arrival of type j by our algorithm $\text{ALG}_{\bar{\mathbf{E}}}^\uparrow$ and the subset of resources $i \in C_j(\omega) \subseteq C_j^\uparrow(\omega)$ that were *also* routed any arrival of type j by the lossless rounding of $\text{LP}^{\text{trunc}}(\mathbf{D})$, i.e., $i \in C_j^\uparrow(\omega)$ if and only if $\sum_{\ell \geq 1: (j,\ell) \in \hat{\mathcal{T}}_{\text{freq}}} \zeta_{j,\ell,i}^\uparrow(\omega) = 1$, and $i \in C_j(\omega)$ if and only if $\sum_{\ell \geq 1} \delta_{j,\ell,i}(\omega) = \sum_{\ell \geq 1: (j,\ell) \in \hat{\mathcal{T}}_{\text{freq}}} \zeta_{j,\ell,i}^\uparrow(\omega) = 1$. Then, we construct an alternative routing strategy for $\text{LP}^{\text{trunc}}(\mathbf{D})$, denoted by $\delta_{j,\ell,i}^{\text{swap}}(\omega) = \delta_{j,\pi_j(\ell),i}(\omega)$, where π_j is a permutation ensuring that all common resources in $C_j(\omega)$ are rerouted frequent queries but the set of resources with a routed query is unchanged, i.e., π_j swaps each infrequent arrival ℓ such that $\delta_{j,\ell,i} = 1$ for some $i \in C_j(\omega)$ with an earlier ℓ' such that $(j,\ell') \in \hat{\mathcal{T}}_{\text{freq}}$ but $\delta_{j,\ell',i'} = 1$ for some $i' \notin C_j(\omega)$. Because both processes are coupled by ω and thus there is the same realized demand per type, this swapping is always feasible. Importantly, the swapped routing might not be implementable as an online algorithm because defining π_j requires knowing the entire sequence of arrivals, but this won't matter for analysis. The main properties of the alternative routing are stated next.

CLAIM EC.5. *The swapped routing of $\text{LP}(\mathbf{D})$ on ω satisfies:*

1. $\mathbb{E}[\sum_{i=1}^n \sum_{j=1}^m \sum_{\ell \geq 1} r_{i,j} \delta_{j,\ell,i}^{\text{swap}}(\omega)] = \text{LP}^{\text{trunc}}(\mathbf{D})$.
2. Let $x_{i,j} = \mathbb{E}[\sum_{\ell \geq 1: (j,\ell) \in \hat{\mathcal{T}}_{\text{freq}}} \delta_{j,\ell,i}^{\text{swap}}(\omega)]$. Then, $(x_{i,j})_{i \in [n], j \in [m]}$ is feasible in $\text{LP}^{\text{trunc}}(\bar{\mathbf{D}})$.

Property 1 immediately follows from the fact swapping queries of the same type does not alter the total number of routing decisions per resource and query type, and thus $\sum_{\ell \geq 1} \delta_{j,\ell,i}^{\text{swap}}(\omega) = \sum_{\ell \geq 1} \delta_{j,\pi_j(\ell),i}(\omega)$ on every realization of ω . Property 2 follows from the fact that the fractional flow $(x_{i,j})_{i \in [n], j \in [m]}$ is the expectation of feasible matchings in the random graph between frequent queries in \mathbf{D} and resources in $[n]$; in particular, it satisfies inequalities that, in expectation, correspond to the truncated LP's constraints in $\text{LP}^{\text{trunc}}(\bar{\mathbf{D}})$.

With this coupling at hand, we are ready to compare the expected reward contributions of infrequent types in $\text{ALG}_{\mathbf{E}}^{\uparrow}$ to those described by $\delta_{j,\ell,i}^{\text{swap}}(\omega)$. Upon the first infrequent arrival (j, ℓ_j) of type j , let $i_1^j, i_2^j, \dots, i_{U_j}^j$ be the random sequence of resources in $[n] \setminus C_j^{\uparrow}(\omega)$ with $U_j = n - \ell_j + 1$ rearranged by decreasing order of revenue $r_{i_1^j} \geq r_{i_2^j} \geq \dots \geq r_{i_{U_j}^j}$. Note that ℓ_j and U_j are deterministic. Then, it is clear that

$$\sum_{i \in [n]} \sum_{\ell \geq \ell_j} r_{i,j} \delta_{j,\ell,i}^{\text{swap}}(\omega) \leq \sum_{u=1}^{U_j} \mathbb{I}[D_j \geq u + \ell_j - 1] \cdot r_{i_u^j}, \quad (\text{EC.8})$$

where the inequality holds because, by construction, all resources in $C_j(\omega)$ were routed a frequent query by $\delta_{j,\ell,i}^{\text{swap}}(\omega)$, and thus, they cannot be routed an infrequent query later. Moreover, all resources in $i \in C_j^{\uparrow}(\omega) \setminus C_j(\omega)$ satisfy $\sum_{\ell \geq \ell_j} \delta_{j,\ell,i}^{\text{swap}}(\omega) \leq \sum_{\ell \geq 1} \delta_{j,\ell,i}(\omega) = 0$ by the definition of $C_j(\omega)$. Therefore, out of the remaining resources $i \in [n] \setminus C_j^{\uparrow}(\omega)$, the best we can do is to select them by decreasing order of their rewards. We now argue that the contributions of infrequent queries matched by $\text{ALG}_{\mathbf{E}}^{\uparrow}$ to the expected rewards generate a fraction at least $\frac{(1-2\varepsilon)}{2}$ of the righthand side in inequality (EC.8). By extension of our definition, let $\xi_{j,\ell,i}^{\uparrow}(\omega)$ be the indicator for whether a query (j, ℓ) gets *matched* to resource i by $\text{ALG}_{\mathbf{E}}^{\uparrow}$. Recall that $\mathcal{E}_{\text{infreq}}^j$ is the event where at least one infrequent query of type j arrives. Denote by $\mathcal{F}_{\text{infreq}}^j = \mathcal{E}_{\text{infreq}}^j \cap (\bigcap_{j' \neq j} \bar{\mathcal{E}}_{\text{infreq}}^{j'})$ the event where j is the only infrequent type that arrives. On the event $\{C_j(\omega) = C\} \wedge \mathcal{F}_{\text{infreq}}^j$, note that (i) when (j, ℓ_j) arrive, we have only routed and matched frequent queries thus far, (ii) all type j queries have been routed to $C_j(\omega) = C$, and (iii) for all other query types $j' \neq j$ and $i \in [n] \setminus C$, we have

$$\begin{aligned} \Pr \left[\sum_{\ell=1}^{\ell_{j'}-1} \zeta_{j',\ell,i} = 1 \mid C_j(\omega) = C, \mathcal{F}_{\text{infreq}}^j \right] &= \sum_{\ell=1}^{\ell_{j'}-1} \Pr \left[\zeta_{j',\ell,i} = 1 \mid \bar{\mathcal{E}}_{\text{infreq}}^{j'} \right] \\ &= \sum_{\ell=1}^{\ell_{j'}-1} \Pr [\zeta_{j',\ell,i} = 1 \mid D_{j'} \geq \ell] \Pr [D_{j'} \geq \ell \mid D_{j'} \leq \ell_{j'} - 1] \\ &\leq \sum_{\ell=1}^{\ell_{j'}-1} \Pr [\zeta_{j',\ell,i} = 1 \mid D_{j'} \geq \ell] \Pr [D_{j'} \geq \ell] \\ &= \Pr \left[\sum_{\ell=1}^{\ell_{j'}-1} \zeta_{j',\ell,i} = 1 \right]. \end{aligned} \quad (\text{EC.9})$$

In particular, combining this inequality with Claim EC.4 for resource $i \in [n] \setminus C$ yields

$$\Pr \left[\sum_{j' \neq j} \sum_{\ell=1}^{\ell_{j'}-1} \xi_{j',\ell,i}^{\uparrow} = 1 \mid C_j(\omega) = C, \mathcal{F}_{\text{infreq}}^j \right] \leq \frac{1+2\varepsilon}{2}, \quad (\text{EC.10})$$

where we remark that inequality (EC.9), and the fact that routing decisions are independent across types $j' \neq j$, imply that the distribution of the set of queries of types $j' \neq j$ routed to resource i , conditional on $C_j^\uparrow(\omega) = C$ and $\mathcal{F}_{\text{infreq}}^j$, is stochastically dominated by the unconditional distribution of the set of queries of types $j' \neq j$ routed to the same i . Because Claim EC.4 considers a static threshold rule, this implies that the total match rate for resource i over all types $j' \neq j$ is at most $\frac{1+2\varepsilon}{2}$. Now, we observe that we can lower bound the rewards from infrequent items chosen by $\text{ALG}_{\bar{E}}^\uparrow$ as follows:

$$\begin{aligned}
& \mathbb{E} \left[\sum_{i=1}^n \sum_{j=1}^m \sum_{\substack{\ell \geq 1: \\ (j,\ell) \in \tilde{\mathcal{T}}_{\text{infreq}}}} r_{i,j} \xi_{j,\ell,i}^\uparrow(\omega) \right] \\
& \geq \sum_{j \in [m]} \sum_{\ell \geq \ell_j} \mathbb{E} \left[\sum_{C \subseteq [n]} \mathbb{I}[\mathcal{F}_{\text{infreq}}^j] \mathbb{I}[C_j^\uparrow(\omega) = C] \cdot \left(\sum_{u=1}^{U_j} \mathbb{I}[D_j \geq u + \ell_j - 1] \cdot \mathbb{I} \left[\sum_{\substack{j' \neq j \\ \ell=1}}^{\ell_{j'}-1} \xi_{j',\ell,i}^\uparrow = 0 \right] r_{i_u}^j \right) \right] \\
& \geq \frac{(1-2\varepsilon)}{2} \cdot \mathbb{E} \left[\sum_{j \in [m]} \sum_{C \subseteq [n]} \sum_{u=1}^{U_j} \Pr[D_j \geq u + \ell_j - 1, \mathcal{F}_{\text{infreq}}^j | C_j^\uparrow(\omega) = C] \cdot r_{i_u}^j \right] \\
& \geq \frac{(1-4\varepsilon)}{2} \cdot \mathbb{E} \left[\sum_{j \in [m]} \sum_{u=1}^{U_j} \mathbb{I}[D_j \geq u + \ell_j - 1] \cdot r_{i_u}^j \right] \\
& \geq \frac{(1-4\varepsilon)}{2} \cdot \mathbb{E} \left[\sum_{i \in [n]} \sum_{(j,\ell) \in \tilde{\mathcal{T}}_{\text{infreq}}} r_{i,j} \delta_{j,\ell,i}^{\text{swap}}(\omega) \right] \\
& \geq \frac{(1-4\varepsilon)}{2} \cdot (\text{LP}^{\text{trunc}}(\mathbf{D}) - \text{LP}^{\text{trunc}}(\bar{\mathbf{D}})) ,
\end{aligned}$$

where the first inequality proceeds from the fact that our algorithm on the event $\mathcal{F}_{\text{infreq}}^j$ selects the resources i_u^j by decreasing rewards, if they were not previously matched to a frequent query of type $j' \neq j$. The second inequality follows from inequality (EC.10) and the independence of demand across types. The third inequality holds because $\Pr[D_j \geq u + \ell_j - 1, \mathcal{F}_{\text{infreq}}^j | C_j^\uparrow(\omega) = C] \geq (1-2\varepsilon)\Pr[D_j \geq u + \ell_j - 1 | C_j^\uparrow(\omega) = C]$ from inequality (EC.6) and the independence of demand across types. The third inequality follows from (EC.8). The last inequality is direct a consequence of Claim EC.5, by combining properties 1 and 2.

Appendix D: Concrete Examples of our Algorithmic Advancements

We construct simple examples illustrating why our algorithms may outperform existing ones under the INDEP and CORREL models, expanding upon the paragraph ‘‘Concrete examples of our algorithmic advancements’’ in Section 1. Although these are toy examples, they may reasonably depict practical tradeoffs in real-world scenarios. In particular, Example EC.1 represents a resource allocation setting where a central planner would like to maximize welfare, but the tradeoff is that the most valuable resources (which generate the largest rewards when allocated) are also the most flexible and perhaps should be saved for the most picky customer types. Example EC.2 is a typical service operations setting where two demand types each have a dedicated server and also share a common server. Finally, Example EC.3 is a revenue management setting where k units of a single item can be dynamically priced, except that there could be a large common shock to the aggregate demand, i.e., the item is either a runaway hit or a total flop.

EXAMPLE EC.1 (DIFFERENCES BETWEEN LP^{trunc} AND FLUID LP). Consider a simple example with two resources and two demand types. Resource 1 is the superior resource, compatible with both demand types and yielding a high reward when matched. Resource 2 is the inferior resource, compatible with only demand type 2 (the less picky type) and yielding a low reward when matched. Suppose that both resources start with k units and the expected demand of each type is exactly k . The fluid LP, optimizing for a world with no demand variability, would suggest dedicating resource 1 to serving type 1 and resource 2 to serving type 2, perfectly matching supply and demand. However, this dedicated service is undesirable in the true stochastic environment with demand variability—it could leave the most valuable resources unutilized with a large probability. By contrast, our LP^{trunc} allocates a portion of resource 1 to demand type 2 to increase the probability that it is utilized; the portion size depends on the level of demand variance and the ratio of high to low reward.

To formalize this, let $n = 2$, $m = 2$, $r_{1,1} = r_{1,2} = r_H$, and $r_{2,2} = r_L, r_{2,1} = 0$. Here we let r_H, r_L denote the High, Low rewards with $r_H \geq r_L$, and resource 2 is the inferior one, which cannot serve the picky type 1. The starting inventory is set as $k_1 = k_2 = k$ for some positive integer k , and let D_1, D_2 both be independent Poisson random variables with mean k , denoted by $\text{Pois}(k)$. Under the dedicated service policy described by the optimal fluid LP solution, total expected reward is

$$r_H \mathbb{E}[\min\{\text{Pois}(k), k\}] + r_L \mathbb{E}[\min\{\text{Pois}(k), k\}] = (r_H + r_L)k \left(1 - e^{-k} \frac{k^k}{k!}\right). \quad (\text{EC.11})$$

However, this is quite suboptimal when r_H is much larger than r_L , because the expected fraction of the superior resource that goes unutilized is $e^{-k}k^k/k! = \Theta((2\pi k)^{-\frac{1}{2}})$, which decays slowly as a function of k . Strikingly, an “extreme policy” that always allocates the superior resource has total expected reward $r_H \mathbb{E}[\min\{\text{Pois}(2k), k\}]$, which can be higher than the expression in (EC.11) when the ratio r_H/r_L is sufficiently large. In contrast LP^{trunc} balances between the two extremes of maximizing utilization, i.e., maximizing expected demand served via dedicated service versus maximizing the expected amount of resource 1 allocated. Depending on the ratio r_H/r_L and the exact demand distributions, our LP^{trunc} prescribes a solution that lies in-between these two extremes, partially using resource 1 to serve type 2.

It is not easy to quantify the exact benefit of LP^{trunc} in the Poisson setting as a closed-form expression. To exhibit concrete numbers, we consider a modification to the preceding example where $k = 1$, D_1 is equally likely to be 0 or 2, and D_2 is deterministically 1. The fluid LP still suggests dedicated service, with an expected total reward of $r_H/2 + r_L$. In contrast, if type 1 queries arrive before the type 2 query, our truncated LP yields the exact optimal solution $x_{1,1} = x_{1,2} = x_{2,2} = 1/2, x_{2,1} = 0$. Now, if the type 2 query arrives before type 1 queries, the expected reward would still be $(3/4)r_H + r_L/2$, exceeding $r_H/2 + r_L$ as long as $r_H/r_L > 2$.

□

We remark that in Example EC.1, the fluid LP’s solution was undesirable even though the Poisson demand distribution was “low variance” in that its variance is no greater than its mean.

EXAMPLE EC.2 (LOSSLESS ROUNDING OUTPERFORMS SAMPLING WITH/WITHOUT REPLACEMENT).

First, we explain the shortcomings of sampling with and without replacement, which we call “Independent Rounding” and “Stockout-aware Independent Rounding” respectively in Section 6. Suppose for a type j

that $D_j \in \{1, 2\}$ with $\Pr[D_j = 2] = \rho$ and $\Pr[D_j = 1] = 1 - \rho$. Consider a fractional solution where $x_{j,j} = 1$ and $x_{0,j} = \rho$, with j and 0 being different resources (note that this solution satisfies constraints (7) in our LP^{trunc}). Independent Rounding routes each arrival of type j independently to resources j and 0 with probabilities $1/(1 + \rho)$ and $\rho/(1 + \rho)$ respectively. This preserves the marginals in that the expected numbers routed to resources j and 0 are 1 and ρ , which equal $x_{j,j}$ and $x_{0,j}$, respectively; however, the downside is that multiple arrivals may be routed to the same resource and that resource may only start with one unit of inventory. Stockout-aware Independent Rounding routes the first arrival of type j to resources j and 0 with probabilities $1/(1 + \rho)$ and $\rho/(1 + \rho)$ respectively, but differs by always routing the second arrival to the other resource. This guarantees to route to different resources; however, marginals are not preserved—it can be checked that the expected numbers routed to resources j and 0 are $(1 + \rho^2)/(1 + \rho)$ and $2\rho/(1 + \rho)$, which do not equal 1 and ρ respectively unless⁸ $\rho \in \{0, 1\}$. Our lossless rounding satisfies both the criteria of preserving the marginals and routing to different resources, which on this example means routing the first arrival of type j to resource j , and the second to resource 0.

To see why this can improve the overall performance, consider an example where resources $i = 0, 1, 2$ each have starting inventory $k_i = 1$. There are $m = 2$ demand types with $r_{1,1} = r_{2,2} = r_{0,1} = r_{0,2} = 1$, and all other rewards are 0. Demands D_1 and D_2 are each independently equal to 1 or 2 with probabilities $1 - \rho$ and ρ , respectively. An optimal solution to LP^{trunc} sets $x_{1,1} = x_{2,2} = 1, x_{0,1} = x_{0,2} = \rho$, and all unspecified $x_{i,j}$'s are equal to 0. Regardless of arrival order, our lossless rounding always matches resources 1,2 and matches resource 0 with probability $1 - (1 - \rho)^2$, for a total expected reward of

$$2 + 2\rho - \rho^2. \quad (\text{EC.12})$$

Independent Rounding would match each resource 1,2 with probability $1 - \frac{\rho}{1+\rho}(1 - \rho\frac{1}{1+\rho}) = \frac{1+\rho+\rho^2}{(1+\rho)^2}$ and resource 0 with probability $1 - (\frac{1}{1+\rho})^2(1 - \rho\frac{\rho}{1+\rho})^2 = 1 - \frac{(1+\rho-\rho^2)^2}{(1+\rho)^4}$, for a total expected reward of

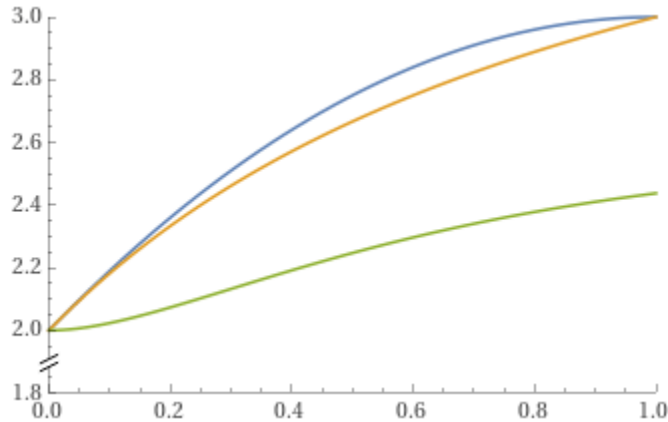
$$2\frac{1+\rho+\rho^2}{(1+\rho)^2} + 1 - \frac{(1+\rho-\rho^2)^2}{(1+\rho)^4}. \quad (\text{EC.13})$$

Stockout-aware Independent Rounding has a more nuanced state trajectory that depends on the arrival order. Whichever type j arrives first, it will be routed to resource 0 with probability $\rho/(1 + \rho)$, conditional on which the total expected reward is $2 + \rho$ (resources 0 and $2 - j$ get matched; resource j gets matched if there is another arrival of type j). On the other hand, conditional on the first arrival not being routed to resource 0, the best-case arrival order is that the same type arrives again. If it does (happening with probability ρ), then the total reward is 3; otherwise, the conditional total expected reward is again $2 + \rho$. Putting it together, the unconditional total expected reward of Stockout-aware Independent Rounding is

$$\begin{aligned} \frac{\rho}{1+\rho}(2+\rho) + \frac{1}{1+\rho}\rho(3) + \frac{1}{1+\rho}(1-\rho)(2+\rho) &= \frac{2+\rho}{1+\rho} + \frac{3\rho}{1+\rho} \\ &= 2 + 2\rho - \frac{2\rho^2}{1+\rho}. \end{aligned} \quad (\text{EC.14})$$

⁸ The condition $\rho \in \{0, 1\}$ means that D_j is deterministic. Even in this case, it is possible to construct examples where Stockout-aware Independent Rounding does not satisfy both criteria. Indeed, suppose $\Pr[D_j = 2] = 1$ and there are 3 resources with $x_{1,j} = 1, x_{2,j} = x_{3,j} = 1/2$. Stockout-aware Independent Rounding routes to resources $\{2, 3\}$ with probability $\frac{1/2+1/2}{1+1/2+1/2} \cdot \frac{1/2}{1+1/2} = 1/6$, which means that resource 1 only gets routed a query with probability $5/6$.

We compare these expressions in the following plot, where the best performance (highest curve) is attained by lossless rounding (eq. (EC.12)), the second-best performance is attained by Stockout-aware Independent Rounding (eq. (EC.14)), and the worst performance is attained by Independent Rounding (eq. (EC.13)).



Our lossless rounding outperforms Stockout-aware Independent Rounding even under its best-case arrival order, and the difference in performance is most pronounced for medium values of ρ , which represent the highest variance of the demand distribution. \square

EXAMPLE EC.3 (DIFFERENCES BETWEEN LP^{cond} AND FLUID LP). Support there is a single resource with k units, where k is a large even positive integer. We will omit the resource index i . Consider our CORREL model where the total demand D is equally likely to be $k/2$ or $3k/2$. There are two demand types indexed by $j = L$ (Low) and $j = H$ (High), with $r_L < r_H$ and $p_L = 1/3, p_H = 2/3$. Similar conclusions could be drawn for an arbitrary price curve, but this simple price curve is sufficiently illustrative.

We first explain our algorithm's decisions. Our LP^{cond} can be expressed as follows, after defining aggregate variables $y_j^{\text{pre}} := \sum_{t=1}^{k/2} y_j^t$ and $y_j^{\text{post}} := \sum_{t=k/2+1}^{3k/2} y_j^t$ for $j \in \{L, H\}$:

$$\begin{aligned} \max \quad & r_L y_L^{\text{pre}} + r_H y_H^{\text{pre}} + \frac{r_L}{2} y_L^{\text{post}} + \frac{r_H}{2} y_H^{\text{post}} \\ \text{s.t.} \quad & y_L^{\text{pre}} + y_L^{\text{post}} + y_H^{\text{pre}} + y_H^{\text{post}} \leq k \\ & 0 \leq y_L^{\text{pre}} \leq k/6 \\ & 0 \leq y_H^{\text{pre}} \leq k/3 \\ & 0 \leq y_L^{\text{post}} \leq k/3 \\ & 0 \leq y_H^{\text{post}} \leq 2k/3. \end{aligned}$$

The optimal solution always sets y_H^{pre} to its upper bound of $k/3$, because this variable has the largest objective coefficient of r_H . The optimal solution would then fill variables $y_L^{\text{pre}}, y_H^{\text{post}}$ to their upper bounds, with the prioritization depending on whether $r_L \geq r_H/2$. Indeed, if $r_L \geq r_H/2$, then it is optimal to set $y_L^{\text{pre}} = k/6, y_H^{\text{post}} = k/2, y_L^{\text{post}} = 0$ (because $k/3 + k/6 + k/2 = k$), in which case the algorithm would accept both the High and Low types at the beginning, and then only accept the High type conditional on surviving past time $k/2$ (i.e., conditional on D realizing to $3k/2$). On the other hand, if $r_L < r_H/2$, then it is optimal to set $y_L^{\text{pre}} = 0, y_H^{\text{post}} = 2k/3, y_L^{\text{post}} = 0$, in which case the algorithm would only accept High types at the beginning, so that a maximum amount of resource is preserved in case D realizes to $3k/2$.

The fluid LP, by contrast, sets $y_L^{\text{pre}} = k/6$ (i.e., accepting all Low types at the beginning) regardless of whether $r_L \geq r_H/2$, because the expected demand is k which is no greater than the starting inventory. If $r_L < r_H/2$, then the fluid LP foregoes $(r_H/2 - r_L)k/6$ in expected rewards⁹ compared to using our LP^{cond} . It is worth noting that this logic holds even for an “intelligent re-solving” heuristic, which continuously reoptimizes the fluid LP based on the remaining inventory and conditional expected demand; in that context, only High types are accepted after the $k/2$ -th arriving query. The fluid LP foregoes revenue because it is agnostic to the variance of D ; it fails to compare the ratio r_H/r_L of high to low reward to the probability $1/2$ that the demand is large $D = 3k/2$. In fact, there is a newsvendor-like tradeoff in choosing the service levels in the first stage and second stage of the demand realization. Although the distribution of D in this example is quite stylized to ease calculations, we believe that the intuition can be extrapolated to more general demand distributions. \square

Appendix E: Additional Proofs from Section 4

E.1. Proof of Proposition 1

We first present construction (i). Consider a family of instances parametrized by $\varepsilon \in (0, 1)$. Each instance comprises a single resource $i = 1$ with starting inventory $k_i = 1$ and a single query type $j = 1$ with the normalized reward $r_{1,1} = 1$. The demand random variable D_1 takes two values $\{0, \lceil \frac{1}{\varepsilon} \rceil\}$ with probabilities $\Pr[D_1 = 0] = 1 - \varepsilon$ and $\Pr[D_1 = \lceil \frac{1}{\varepsilon} \rceil] = \varepsilon$. Because $\mathbb{E}[D_1] = 1$, it is clear that $\text{LP}(\mathcal{I}) = 1$. However, the single resource can be matched to at most one query, which only occurs with probability $\Pr[D_1 > 0] = \Pr[D_1 = \lceil \frac{1}{\varepsilon} \rceil] = \varepsilon$. We have just shown that $\frac{\text{OFF}(\mathcal{I})}{\text{LP}(\mathcal{I})} = \varepsilon$, which proves part (i) of Proposition 1.

We now present our construction for part (ii). Fix a large n , and let $k_i = 1$ for all $i \in [n]$. Let $m = 1$, and let $r_{i,1} = 0$ unless $i = 1$, in which case $r_{1,1} = 1$. Let D_1 take the value n with probability $\frac{1}{n}$, and take the value 0 with the residual probability $1 - \frac{1}{n}$. Note that D_1 is indeed no greater than $\sum_{i=1}^n k_i = n$ with probability 1. It is feasible in the fluid relaxation LP to set $x_{1,1} = 1$, yielding an objective value 1. Meanwhile, any algorithm can match query type 1 to resource type 1 with probability at most $\frac{1}{n}$ (when $D_1 = n$). Therefore, we have shown that $\frac{\text{OFF}(\mathcal{I})}{\text{LP}(\mathcal{I})} = \frac{1}{n}$, where n can be arbitrarily large, thereby completing the proof of Proposition 1.

E.2. Separation oracle for $\text{LP}^{\text{trunc}}(\mathcal{I})$

We briefly present an algorithm that provides a separation oracle for constraints (7) and runs in time $O(mn\bar{K})$ where $\bar{K} = \sum_{i=1}^n k_i$.

Algorithm. Our separation oracle takes an input a vector $\mathbf{x} = (x_{i,j})_{i \in [n], j \in [m]}$ and either certifies that all constraints (7) are satisfied or it returns a separating hyperplane, corresponding to one of the violated constraints.

The algorithm enumerates all combinations of a type $j \in [m]$ with an integer $k \in [\bar{K}]$. For each such pair (j, k) , we construct the following instance of the integral knapsack problem: find $S \subseteq [n]$ that maximises $\sum_{i \in S} x_{i,j}$ subject to $\sum_{i \in S} k_i \leq K$. This problem can be easily solved via dynamic programming in time

⁹ As a rough approximation, we assume that a fraction exactly $1/3$ or $2/3$ of the arrivals has types L and H , respectively. There could be $O(\sqrt{k})$ -deviations from this quantity, which are of second order compared to the fluid LP’s loss of $(r_H/2 - r_L)k/6$ when k is large.

$O(Kn)$. Let $S_{j,k}^*$ be an optimal solution. Our algorithm checks whether or not $\sum_{i \in S_{j,k}^*} x_{i,j} \leq \mathbb{E}[\min\{D_j, k\}]$. If this inequality is met, our algorithm continues on to the next instantiation of the parameters (j, k) , otherwise it stops and returns constraint (7) with $S = S_{j,k}^*$.

Properties. We briefly argue that the preceding algorithm effectively provides a separation oracle for constraints (7). Suppose that there exists $S \subseteq [n]$ and $j \in [m]$ such that $\sum_{i \in S_{j,k}^*} x_{i,j} > \mathbb{E}[\min\{D_j, \sum_{i \in S} k_i\}]$. Then, for the pair (j, k) with $k = \sum_{i \in S} k_i$, our algorithm identifies the subset $S_{j,k}^*$ such that

$$\sum_{i \in S_{j,k}^*} x_{i,j} \geq \sum_{i \in S} x_{i,j} > \mathbb{E} \left[\min \left\{ D_j, \sum_{i \in S} k_i \right\} \right] = \mathbb{E} [\min \{D_j, K\}] \geq \mathbb{E} \left[\min \left\{ D_j, \sum_{i \in S_{j,k}^*} k_i \right\} \right],$$

where the first inequality follows the optimality of $S_{j,k}^*$, the next one holds because we assume that constraint is violated, and the last inequality proceeds from the budget constraint of the knapsack instance. All-in-all, our algorithm returns a constraint of $\text{LP}^{\text{trunc}}(\mathcal{I})$ violated by the vector \mathbf{x} .

Conversely, suppose that all constraints (7) are met by \mathbf{x} . Then, for all pairs (j, k) examined by our algorithm, we have

$$\sum_{i \in S_{j,k}^*} x_{i,j} \leq \mathbb{E} \left[\min \left\{ D_j, \sum_{i \in S_{j,k}^*} k_i \right\} \right] \leq \mathbb{E} \left[\min \left\{ D_j, \sum_{i \in S} k_i \right\} \right].$$

In turn, this implies that our algorithm returns that all constraints (7) are satisfied.

E.3. Proof of Lemma 1

To show that $\text{OFF}(\mathcal{I}) \leq \text{LP}^{\text{trunc}}(\mathcal{I})$, we represent the offline-optimum as the output of a certain exponentially sized linear program. The offline benchmark solves a max-weight matching problem with respect to any specific realization \mathbf{d} of the demand \mathbf{D} . Letting $\bar{\mathbf{d}} = \{\mathbf{d} : \Pr[\mathbf{D} = \mathbf{d}] > 0\}$ be the support of \mathbf{D} , the offline benchmark can be formulated as:

$$\begin{aligned} \text{OFF}(\mathcal{I}) = \max \quad & \sum_{\mathbf{d} \in \bar{\mathbf{d}}} \Pr[\mathbf{D} = \mathbf{d}] \cdot \left(\sum_{i=1}^n \sum_{j=1}^m r_{i,j} x_{i,j}^{\mathbf{d}} \right) \\ \text{s.t.} \quad & \sum_{j=1}^m x_{i,j}^{\mathbf{d}} \leq k_i \quad \forall i \in [n], \forall \mathbf{d} \in \bar{\mathbf{d}} \quad (\text{EC.15}) \end{aligned}$$

$$\begin{aligned} & \sum_{i=1}^n x_{i,j}^{\mathbf{d}} \leq \mathbf{d}_j \quad \forall j \in [m], \forall \mathbf{d} \in \bar{\mathbf{d}} \quad (\text{EC.16}) \\ & x_{i,j}^{\mathbf{d}} \geq 0 \quad \forall i \in [n], \forall j \in [m], \forall \mathbf{d} \in \bar{\mathbf{d}}. \end{aligned}$$

Fix a feasible solution $(x_{i,j}^{\mathbf{d}})_{i \in [n], j \in [m], \mathbf{d} \in \bar{\mathbf{d}}}$ of the above LP. For all $\mathbf{d} \in \bar{\mathbf{d}}$, $j \in [m]$, and $S \subseteq [n]$, we have $\sum_{i \in S} x_{i,j}^{\mathbf{d}} \leq \sum_{i=1}^n x_{i,j}^{\mathbf{d}} \leq \mathbf{d}_j$ based on constraint (EC.16). By summing inequalities (EC.15) over all $i \in S$, we infer that $\sum_{i \in S} x_{i,j}^{\mathbf{d}} \leq \sum_{i \in S} \sum_{j=1}^m x_{i,j}^{\mathbf{d}} \leq \sum_{i \in S} k_i$. By combining these inequalities, we infer that any solution of the offline LP must satisfy $\sum_{i \in S} x_{i,j}^{\mathbf{d}} \leq \min\{\mathbf{d}_j, \sum_{i \in S} k_i\}$. Now, we consider the vector $(x_{i,j})_{i \in [n], j \in [m]}$ with $x_{i,j} = \sum_{\mathbf{d} \in \bar{\mathbf{d}}} \Pr[\mathbf{D} = \mathbf{d}] \cdot x_{i,j}^{\mathbf{d}}$, obtained as the weighted sum of the offline assignment variables. Based on the previous observation, for each $S \subseteq [n]$ and $j \in [m]$, we have

$$\sum_{i \in S} x_{i,j} = \sum_{\mathbf{d} \in \bar{\mathbf{d}}} \Pr[\mathbf{D} = \mathbf{d}] \cdot \left(\sum_{i \in S} x_{i,j}^{\mathbf{d}} \right) \leq \sum_{\mathbf{d} \in \bar{\mathbf{d}}} \Pr[\mathbf{D} = \mathbf{d}] \cdot \min \left\{ \mathbf{d}_j, \sum_{i \in S} k_i \right\} = \mathbb{E} \left[\min \left\{ D_j, \sum_{i \in S} k_i \right\} \right],$$

which indicates that $(x_{i,j})_{i \in [n], j \in [m]}$ satisfies constraint (7) of $\text{LP}^{\text{trunc}}(\mathcal{I})$. It is straightforward to verify that all other constraints of $\text{LP}^{\text{trunc}}(\mathcal{I})$ are also met by $(x_{i,j})_{i \in [n], j \in [m]}$. By exploiting this mapping, it follows that $\text{OFF}(\mathcal{I}) \leq \text{LP}^{\text{trunc}}(\mathcal{I})$.

E.4. Proof of Proposition 2

Let $n = 1$ and fix any starting inventory k_1 , which can be arbitrarily large. There are $m = 2$ query types, with $r_{1,1} = 1$ and $r_{1,2} = 1/\varepsilon$, for some small $\varepsilon > 0$. The demand vector \mathbf{D} realizes to (k_1, k_1) with probability ε , and $(k_1, 0)$ with the residual probability $1 - \varepsilon$. The arrival order is such that all queries of type 2 arrive after all queries of type 1.

The offline optimum collects reward $\frac{k_1}{\varepsilon}$ when $D_2 = k_1$, and k_1 when $D_2 = 0$, which implies in expectation that

$$\text{OFF}(\mathcal{I}) = \varepsilon \cdot \frac{k_1}{\varepsilon} + (1 - \varepsilon) \cdot k_1 = (2 - \varepsilon)k_1 .$$

Meanwhile, any online algorithm does not know whether D_2 will be k_1 or 0 during the first k_1 arrivals, corresponding to all queries of type 1. Suppose it accepts k queries of type 1, for some $k \leq k_1$. Then, it will collect expected rewards $k + \varepsilon \cdot (k_1 - k) \cdot \frac{1}{\varepsilon} = k_1$. Therefore, $\text{ALG}(\mathcal{I}) \leq k_1 = \frac{1}{2-\varepsilon} \cdot \text{OPT}(\mathcal{I})$, and taking the limit $\varepsilon \rightarrow 0$ completes the proof.

Appendix F: Additional Proofs from Section 5

F.1. Formal definition of $\text{OPT}(\mathcal{I})$

We specify $\text{OPT}(\mathcal{I})$, defined as the expected total rewards collected by an optimal policy found via computationally unconstrained dynamic programming, in the $\text{CORREL} \cap \text{RAND}$ model of Section 5. In that section of the paper, we compare our algorithm's performance against $\text{OPT}(\mathcal{I})$ instead of $\text{OFF}(\mathcal{I})$. For every time $t \in [T]$ and remaining inventory levels I_1, \dots, I_n of each resource $i \in [n]$, let $J_t(I_1, \dots, I_n)$ denote the value-to-go with remaining inventories I_1, \dots, I_n upon reaching the end of time $t - 1$ (i.e., knowing that $D \geq t - 1$ but not yet knowing whether $D \geq t$). Here, the value function $J_{T+1}(I_1, \dots, I_n)$ is understood to be 0 for all vectors (I_1, \dots, I_n) , and $J_t(0, \dots, 0)$ is understood to be 0 for all t . The Bellman equation then tell us that

$$J_t(I_1, \dots, I_n) = \Pr[D \geq t | D \geq t - 1] \sum_{j=1}^m p_{t,j} \max_{i: k_i > 0} (r_{i,j} + J_{t+1}(I_1, \dots, I_{i-1}, I_i - 1, I_{i+1}, \dots, I_n)) \quad \forall t \in [T], (I_1, \dots, I_n)$$

because conditional on $D \geq t$ and type j arriving next, we should match to the resource i that maximizes the immediate reward $r_{i,j}$ plus the value-to-go J_{t+1} with the i 'th entry of the inventory vector being decremented by one unit. With this definition at hand, $\text{OPT}(\mathcal{I})$ simply corresponds to $J_1(k_1, \dots, k_n)$, where k_1, \dots, k_n are the starting inventory levels of \mathcal{I} .

F.2. Proof of Lemma 3

Fix any online algorithm, and on a sample path of its execution, let $X_{i,j}^t \in \{0, 1\}$ be the indicator random variable for a query of type j being matched to resource i in time t . Let $Q_j^t \in \{0, 1\}$ be the indicator random variable for a query at step t having type j , where we note that $Q^t := \sum_j Q_j^t \leq 1$, with $Q^t = 0$ whenever the total demand D is less than t .

On any sample path, the reward collected by the algorithm is $\sum_{i,j,t} r_{i,j} X_{i,j}^t$. Meanwhile, the constraint $\sum_{j,t} X_{i,j}^t \leq k_i$ must be satisfied for every resource i , since i can be matched at most k_i times; and the constraint $\sum_i X_{i,j}^t \leq Q_j^t$ must be satisfied for every j and T , since a query at step t of type j can be matched

to at most one i , and only if $Q_j^t = 1$. Taking an expectation over *only the sample paths where $Q_T = 1$* , i.e., paths where D realized to its maximum value of T , we have

$$\begin{aligned} \sum_{j=1}^m \sum_{t=1}^T \mathbb{E} [X_{i,j}^t | Q_T = 1] &\leq k_i && \forall i \in [n] \\ \sum_{i=1}^n \mathbb{E} [X_{i,j}^t | Q_T = 1] &\leq p_{t,j} && \forall j \in [m], \forall t \in [T] \end{aligned}$$

noting that $\mathbb{E}[Q_j^t] = p_{t,j}$. Now, we derive for any i, j , and t that

$$\mathbb{E} [X_{i,j}^t | Q_T = 1] = \mathbb{E} [X_{i,j}^t | Q_t = 1] = \frac{\mathbb{E}[X_{i,j}^t Q_t]}{\mathbb{E}[Q_t]} = \frac{\mathbb{E}[X_{i,j}^t]}{\Pr[D \geq t]}, \quad (\text{EC.17})$$

where the first equality holds because an online algorithm's decision $X_{i,j}^t$ at time t cannot distinguish between $Q_t = 1$ and the stronger future event that $Q_T = 1$, and the final equality holds because $X_{i,j}^t = 1$ implies $Q_t = 1$ while $\mathbb{E}[Q_t] = \Pr[D \geq t]$ by definition. Applying (EC.17), the expected reward collected by the algorithm is $\mathbb{E}[\sum_{i,j,t} r_{i,j} X_{i,j}^t] = \sum_{i,j,t} r_{i,j} \mathbb{E}[X_{i,j}^t | Q_T = 1] \cdot \Pr[D \geq t]$.

Letting $y_{i,j}^t = \mathbb{E}[X_{i,j}^t | Q_T = 1]$ for all i, t , and j , we see that this forms a feasible solution to $\text{LP}^{\text{cond}}(\mathcal{I})$ with objective value equal to the expected reward collected by the algorithm. Since any online algorithm corresponds to such a feasible solution to $\text{LP}^{\text{cond}}(\mathcal{I})$, the optimal objective value of $\text{LP}^{\text{cond}}(\mathcal{I})$ can be no less than the expected reward of any online algorithm, thereby completing the proof of Lemma 3.

F.3. Extensions to nonstationary stochastic horizon and Network Revenue Management

In the nonstationary stochastic horizon setting, the type distribution may vary over time. Here, we are given a probability vector $(p_{t,j})_{j \in [m]}$ for each time $t \in [T]$ satisfying $\sum_{j \in [m]} p_{t,j} = 1$. The type of the new query in each time $t \in [T]$ is drawn independently of the history according to the probabilities $(p_{t,j})_{j \in [m]}$. Like before, the horizon length D is stochastic in that the sequence of queries may terminate after any time $t \in [T]$.

In the Network Revenue Management (NRM) extension, there are *products* $\rho \in \mathcal{P}$, where product ρ requires one unit each of a set of resources $A_\rho \subseteq [n]$ to produce. Type j yields a reward of $r_{\rho,j}$ whenever it is “matched” with product ρ , where $r_{\rho,j} = 0$ indicates incompatibility between a type and product. We note that this is a more general version of NRM that includes “matching” decisions: that is, each arrival type j can be routed to a product ρ , generating a reward $r_{\rho,j}$. The basic version of NRM is captured by setting $\mathcal{P} = \{1, \dots, m\}$ and having $r_{\rho,j} = 0$ unless $\rho = j$ —in that simplified setting, there is a single reward per product/customer type. On the other hand, the online matching problem (without NRM) is captured by setting $\mathcal{P} = \{1, \dots, n\}$ and $A_\rho = \{\rho\}$ for all products/resources $\rho \in [n]$.

DEFINITION EC.1. For any instance \mathcal{I} of NRM with nonstationary stochastic horizons, we define $\text{LP}^{\text{cond}}(\mathcal{I})$ as the optimal objective value of the following LP:

$$\begin{aligned} \max \quad & \sum_{j=1}^m \sum_{\rho \in \mathcal{P}} r_{\rho,j} \sum_{t=1}^T \Pr[D \geq t] \cdot y_{\rho,j}^t \\ \text{s.t.} \quad & \sum_{j=1}^m \sum_{\rho \in \mathcal{P}: i \in A_\rho} \sum_{t=1}^T y_{\rho,j}^t \leq k_i && \forall i \in [n] \\ & \sum_{\rho \in \mathcal{P}} y_{\rho,j}^t \leq p_{t,j} && \forall j \in [m], \forall t \in [T] \\ & y_{\rho,j}^t \geq 0 && \forall \rho \in \mathcal{P}, \forall j \in [m], \forall t \in [T]. \end{aligned}$$

Decision variable $y_{\rho,j}^t$ represents the probability of matching a query of type j to product ρ at time t , conditional on $D \geq t$. Using the same proof as in Appendix F.2 that conditions on $D = T$, we can see that $\text{ALG}(\mathcal{I}) \leq \text{LP}^{\text{cond}}(\mathcal{I})$ for all online algorithms and hence $\text{OPT}(\mathcal{I}) \leq \text{LP}^{\text{cond}}(\mathcal{I})$.

Our approximate online algorithm is then given in Algorithm 4, where the comments highlight the changes from Algorithm 3.

Algorithm 4 Algorithm for NRM matching with nonstationary stochastic horizon

Solve $\text{LP}^{\text{cond}}(\mathcal{I})$ from Definition EC.1, letting $(y_{\rho,j}^t)_{t \in [T], \rho \in \mathcal{P}, j \in [m]}$ denote an optimal solution

$\text{inv}[i] = k_i$ for all $i \in [n]$

for $t = 1, \dots, D$ **do**

Let j denote type of query t \triangleright nonstationary probability vector $(p_{t,j})_{j \in [m]}$

Choose ρ independently from probability vector $\left(\frac{y_{\rho,j}^t}{p_{t,j}}\right)_{\rho \in \mathcal{P}}$ $\triangleright \rho$ is a product

(set ρ to \perp with probability $1 - \sum_{\rho \in \mathcal{P}} \frac{y_{\rho,j}^t}{p_{t,j}}$)

if $\rho \neq \perp$ and $\text{Acc}_{i,t}(\text{inv}[i]) = 1$ for all $i \in A_\rho$ **then** \triangleright every resource in A_ρ must accept

Match the query to product ρ , collecting reward $r_{\rho,j}$

$\text{inv}[i] = \text{inv}[i] - 1$ for all $i \in A_\rho$

end if

end for

We now require every resource in A_ρ to accept in order to match a product ρ , where each resource i runs its own OCRS with a starting inventory of k_i units (ignoring the fact that the NRM problem ‘‘couples’’ the resources). We recall that if $\text{Acc}_{i,t}(\text{inv}[i]) = 1$ then it is guaranteed for resource i to have remaining inventory. Similarly to our original analysis of Section 5, we consider an alternative world where time t always runs until the maximum T but we only account for the rewards collected in times $t \leq D$:

$$\begin{aligned}
\text{ALG}(\mathcal{I}) &= \sum_{t=1}^T \sum_{j=1}^m p_{t,j} \sum_{\rho \in \mathcal{P}} \frac{y_{\rho,j}^t}{p_{t,j}} \Pr \left[\bigcap_{i \in A_\rho} (\text{Acc}_{i,t}(\text{inv}[i]) = 1) \right] r_{\rho,j} \Pr[D \geq t] \\
&= \sum_{t=1}^T \sum_{j=1}^m \sum_{\rho \in \mathcal{P}} y_{\rho,j}^t \left(1 - \Pr \left[\bigcup_{i \in A_\rho} (\text{Acc}_{i,t}(\text{inv}[i]) = 0) \right] \right) r_{\rho,j} \Pr[D \geq t] \\
&\geq \sum_{t=1}^T \sum_{j=1}^m \sum_{\rho \in \mathcal{P}} y_{\rho,j}^t \left(1 - \sum_{i \in A_\rho} (1 - \Pr[(\text{Acc}_{i,t}(\text{inv}[i]) = 1)]) \right) r_{\rho,j} \Pr[D \geq t] \\
&\geq \sum_{t=1}^T \sum_{j=1}^m \sum_{\rho \in \mathcal{P}} y_{\rho,j}^t \left(1 - \sum_{i \in A_\rho} (1 - \gamma_{k_i}^*) \right) r_{\rho,j} \Pr[D \geq t] \\
&\geq (1 - L(1 - \gamma_k^*)) \text{LP}^{\text{cond}}(\mathcal{I})
\end{aligned}$$

where the first inequality applies the union bound, the second inequality follows from the OCRS guarantee, and the final guarantee assumes that $|A_\rho| \leq L$ for all ρ , and $k_i \geq k$ for all i (recall that the tight OCRS guarantee γ_k^* is increasing in k). This results in the following theorem.

THEOREM EC.2. *For the nonstationary stochastic horizon and NRM extensions, Algorithm 4 is a polynomial-time online algorithm that is $(1 - L(1 - \gamma_k^*))$ -approximate for every instance in which all products $\rho \in \mathcal{P}$ require at most $|A_\rho| \leq L$ resources and all resources $i \in [m]$ start with inventory at least $k_i \geq k$.*

We note that the preceding argument is based on the recent work of Amil et al. (2022), extending their performance guarantee to the stochastic horizon setting. Theorem EC.2 can also be seen as improving the guarantee from Bai et al. (2022) in two ways: extending NRM to have “matching” decisions, and improving the convergence rate to 1 when L is fixed and k tends to ∞ . To see this, note that $\gamma_k^* \geq 1 - 1/\sqrt{k+3}$ (Jiang et al. 2022, Alaei et al. 2012a), and thus, our algorithm’s approximation ratio is at least

$$1 - \frac{L}{\sqrt{k+3}} = 1 - O_L\left(\sqrt{\frac{1}{k}}\right)$$

whereas Bai et al. (2022) establish an approximation ratio that is $1 - O_L(\sqrt{\frac{\log k}{k}})$.

F.4. Proof of Proposition 3

Let $n = 1$ with $k_1 = 1$. Fix a large T and a small $\varepsilon > 0$. Let D be distributed over $\{1, \dots, T\}$ as follows: for any $t = 1, \dots, T-1$, the survival rate is $\Pr[D > t | D \geq t] = \varepsilon$. Types are defined so that conditional on any time $t \in [T]$ occurring, the reward for matching with the resource is $1/\varepsilon^t$ with probability ε , and $1/\varepsilon^{t-1}$ with probability $1 - 1/\varepsilon$.

We claim that $\text{OPT}(\mathcal{I}) \geq T - O(\varepsilon)$ by considering the following online algorithm. In any time t , it only accepts the query if the reward is the larger realization of $1/\varepsilon^t$ (which occurs with probability ε). Such an algorithm will accept a query in time t if $D \geq t$, which occurs with probability ε^{t-1} ; conditional on this, no query is accepted before time t , which occurs with probability $(1 - \varepsilon)^{t-1}$. Therefore,

$$\begin{aligned} \text{ALG}(\mathcal{I}) &= \sum_{t=1}^T \varepsilon^{t-1} (1 - \varepsilon)^{t-1} \varepsilon \cdot \frac{1}{\varepsilon^t} \\ &\geq T \cdot (1 - \varepsilon)^T. \end{aligned}$$

Now consider any policy that sets a fixed threshold of $1/\varepsilon^t$, for some $t \in \{0, \dots, T\}$. This policy can only collect reward in at most 2 times, t or $t+1$. The maximum reward that can be collected in any time t (assuming there is available inventory, and accepting either realization $1/\varepsilon^t$ or $1/\varepsilon^{t-1}$) is

$$\Pr[D \geq t] \cdot \left(\varepsilon \cdot \frac{1}{\varepsilon^t} + (1 - \varepsilon) \frac{1}{\varepsilon^{t-1}} \right) = \varepsilon^{t-1} \left(\varepsilon \cdot \frac{1}{\varepsilon^t} + (1 - \varepsilon) \frac{1}{\varepsilon^{t-1}} \right) \leq 2.$$

Therefore, such a policy has expected reward upper-bounded by 4, which is an arbitrarily small fraction of $T \cdot (1 - \varepsilon)^T$ as T tends to ∞ and ε tends to 0.

F.5. Proof of Proposition 4

Let $n = 1$ and $k_1 = 1$. Fix a large integer N . Let $m = 2$, with the type rewards given by $r_{1,1} = 1$ and $r_{1,2} = N^2$. Let the distribution for the total demand D be $D = 1$ with probability $1 - 1/N$, and $D = 1 + N^2$ with probability $1/N$. Each query draws an IID type that is 1 with probability $p_1 := 1 - 1/N^3$ and 2 with probability $p_2 := 1/N^3$.

The following is a feasible solution with respect to $\text{LP}^{\text{cond}}(\mathcal{I})$: set $y_{1,1}^1 = 1 - (1 + N^2)/N^3 < p_1$ and $y_{1,2}^1 = 1/N^3 = p_2$; set $y_{1,1}^t = 0$ and $y_{1,2}^t = 1/N^3$ for $t = 2, \dots, 1 + N^2$. Intuitively, this fractional solution accepts both

types of queries when $t = 1$, and only accepts queries of type 2 when the time horizon D “survives” past $t = 1$. Constraint (16) is satisfied by construction, and constraint (15) can be verified because its left-hand side equals $1 - (1 + N^2)/N^3 + (1 + N^2) \cdot 1/N^3 = 1$. Now, the objective value is

$$\begin{aligned} 1 - \frac{1 + N^2}{N^3} + N^2 \left(\frac{1}{N^3} + \Pr[D \geq 2] \cdot N^2 \cdot \frac{1}{N^3} \right) &= 1 - \frac{1}{N^3} + N^2 \left(\frac{1}{N} N^2 \cdot \frac{1}{N^3} \right) \\ &= 2 - O\left(\frac{1}{N^3}\right). \end{aligned}$$

Meanwhile, consider any online algorithm. If its plan is to accept type 1 in time 1, then its expected reward is $1 - 1/N^3 + N^2 \cdot 1/N^3 = 1 + O(1/N)$. On the other hand, if its plan is to reject type 1 in time 1, then its expected reward is at most $N^2 \cdot (1 + 1/N \cdot N^2) \cdot 1/N^3$ which is also $1 + O(1/N)$. Taking $N \rightarrow \infty$ completes the proof.