

Asynchronous Federated Learning for Edge-assisted Vehicular Networks

Siyan Wang^{1,2}, Qiong Wu^{1,2}, Qiang Fan³, Cui Zhang⁴ and Zhengquan Li^{1,5} (1. School of Internet of Things Engineering, Jiangnan University, Wuxi 214122, China) (2. State Key Laboratory of Integrated Services Network(Xidian University), Xi'an 710071, China) (Email: siyuanwang@stu.jiangnan.edu.cn, qiongwu@jiangnan.edu.cn) (3. Qualcomm, San Jose CA 95110 USA, China) (Email: qiangfan29@gmail.com) (4. Banma Network Technology Co., Ltd., Shanghai 200000, China) (Email: zc351340@alibaba-inc.com) (5. Jiangsu Future Networks Innovation Institute, Nanjing 211111, China) (Email: lzq722@jiangnan.edu.cn)

Abstract

Vehicular networks enable vehicles support real-time vehicular applications through training data. Due to the limited computing capability, vehicles usually transmit data to a road side unit (RSU) at the network edge to process data. However, vehicles are usually reluctant to share data with each other due to the privacy issue. For the traditional federated learning (FL), vehicles train the data locally to obtain a local model and then upload the local model to the RSU to update the global model, thus the data privacy can be protected through sharing model parameters instead of data. The traditional FL updates the global model synchronously, i.e., the RSU needs to wait for all vehicles to upload their models for the global model updating. However, vehicles may usually drive out of the coverage of the RSU before they obtain their local models through training, which reduces the accuracy of the global model. It is necessary to propose an asynchronous federated learning (AFL) to solve this problem, where the RSU updates the global model once it receives a local model from a vehicle. However, the amount of data, computing capability and vehicle mobility may affect the accuracy of the global model. In this paper, we jointly consider the amount of data, computing capability and vehicle mobility to design an AFL scheme to improve the accuracy of the global model. Extensive simulation experiments have demonstrated that our scheme outperforms the FL scheme.

Index Terms

Asynchronous federated learning, vehicular networks, edge, accuracy

I. INTRODUCTION

With the development of vehicular networks, vehicles can support the real-time vehicular applications such as speech recognition and multimedia application to facilitate people's life [1]. In the vehicular networks, vehicles collect data from surroundings and train the models based on data to support the vehicular applications. Due to the limited computing capability, vehicles usually transmit data to a cloud with powerful computing, storage and processing ability, which processes the data and sends back the computing results to the corresponding vehicles in the vehicular network. The cloud is usually far from the vehicles, and thus incur a large delay due to the long transmitting distance. To solve this issue, edge-assisted vehicular networks are introduced to process the data at a road side unit (RSU) deployed at the edge in order to reduce the delay. However, vehicles are usually reluctant to share data with each other due to data privacy, thus the RSU is not able to collect enough data to train an accurate model for vehicular applications.

Federated learning (FL) can solve the above problem [2]. For the traditional FL, the RSU updates the global model for multiple rounds. For each round, each vehicle first downloads the global model from the RSU, then trains its local model based on the downloaded global model parameters. After that, each vehicle uploads its updated local model to the RSU to further update the global model through aggregation. The data privacy can be protected through sharing model parameters instead of data. In recent years, some works have studied FL in edge-assisted vehicular networks. In [3], Xiao *et al.* considered the mobility of vehicles to jointly optimize the onboard computing capability, transmission power and local model accuracy to minimize the cost of the FL. In [4], Yuan *et al.* proposed a bidirectional connection broad learning system to train the dataset stored in vehicles and then proposed a federated broad learning system algorithm to improve the aggregation efficiency. In [5], Zhou *et al.* employed a FL in a two-layer vehicular network and designed a novel multi-layer heterogeneous model selection and aggregation scheme to achieve high accuracy. Moreover, they designed a context-aware learning mechanism to reduce the learning time of the object detection.

The traditional FL updates the global model synchronously, i.e., the RSU needs to wait for all vehicles to upload local models to update the global model in each round. However, vehicles may usually drive out of the coverage of the RSU before they update their local models. Therefore, the RSU cannot aggregate local models of the vehicles to update the global model, which reduces the accuracy of the global model. It is necessary to propose an asynchronous federated learning (AFL) to solve this problem, where the RSU updates the global model once receiving a local model from a vehicle and thus the global model can be updated in time without waiting for other vehicles to upload the local model.

This work was supported in part by the National Natural Science Foundation of China (No. 61701197), in part by the open research fund of State Key Laboratory of Integrated Services Networks (No. ISN23-11), in part by the 111 Project (No. B12018), in part by the Future Network Scientific Research Fund Project (FNSRFP-2021-YB-11)

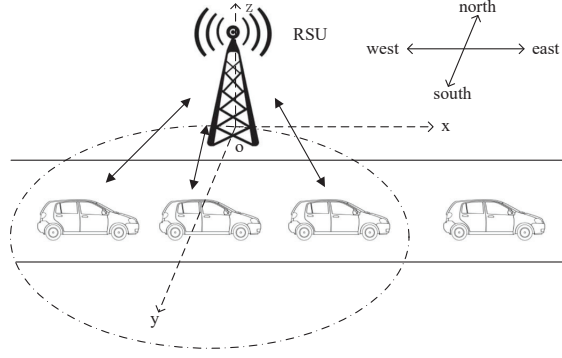


Fig. 1: System model

Moreover, some factors may affect the accuracy of the global model. Specifically, the local model of a vehicle may be not accurate if the amount of data carried by the vehicle is small, which reduces the accuracy of the global model. In addition, each vehicle would experience the process including the global model downloading, local training and uploading the local model to update the global model. If the time duration of a vehicle from the global model downloading to the local model uploading is large, the RSU may update the global model based on the local models of other vehicles. In this case, the local model of the vehicle is stale and not accurate, which further reduce the accuracy of the global model. Hence the time for vehicles to download the global model, train the local model and upload the local model, which are referred to the downloading delay, local training delay and uploading delay, respectively, have a great impact on the accuracy of the global model. Different vehicles usually have different amount of data and computing capabilities, and the position of each vehicle changes in real time. The amount of data and computing capabilities of vehicles affect the local training delay. In addition, the time varying position affects the transmitting rate of vehicles, which incurs the frequent changes of the uploading delay for each vehicle. Therefore, it is necessary to consider the amount of data, computing capability and vehicle mobility in designing an AFL scheme in the edge-assisted vehicular networks to improve the accuracy of the global model, which motivates us to conduct this work.

In this paper, we jointly consider the amount of data, computing capability and vehicle mobility to design an AFL scheme to improve the accuracy of the global model in the edge-assisted vehicular networks. The rest of this paper is organized as follows. Section II presents the system model. Section III presents our scheme in detail. Section IV shows the simulation results. Section V concludes this paper.

II. SYSTEM MODEL

As shown in Fig. 1, we consider an edge-assisted vehicular network architecture consisting of one RSU at the network edge and K vehicles driving with a constant velocity in the coverage of the RSU. All vehicles are driving to the east. Different vehicles carries different amount of data and the computing capabilities of different vehicles are also different. The traversing time duration within the RSU's coverage is divided into discrete time slot. A three dimensional coordinate system is constructed to facilitate the formulation of vehicle position in real time, where the origin is set as the position of the bottom of the RSU, the direction of x axis is set as east and the direction of y axis is south, the direction of z axis is set along the antennas of RSU which are perpendicular to both x axis and y axis.

The vehicular network adopts the AFL to update model for M rounds. For the first round, the RSU initializes the global model based on the convolutional neural network (CNN) and each vehicle downloads the global model from the RSU. Then each vehicle adopts the global model to update the local model through training its local data based on CNN and uploads its local model after it finishes its local training/finishing its local training. The RSU updates the global model once it receives a local model from a vehicle to finish the first round. After that the vehicle downloads the global model from the RSU to continue to update its local model. The RSU would update the global model again when it receives another local model. The above procedures will be repeated in different rounds. When the global model is updated for M rounds, the AFL is finished and the RSU obtains the final global model.

III. ASYNCHRONOUS FEDERATED LEARNING SCHEME FOR EDGE-ASSISTED VEHICULAR NETWORKS

In this section, we propose an AFL scheme to improve the accuracy of the global model in edge-assisted vehicular networks. In the scheme, each vehicle would experience the process including global model downloading, local training and uploading the local model to update the global model. Next we will introduce the process for vehicle i in detail.

A. downloading the global model

Vehicle i first downloads the global model w_g from the RSU after it updates the global model based on the local model of vehicle i . Particularly, at the beginning of the scheme, the global model is initialized by the RSU based on the CNN.

B. local training

After that vehicle i employs the global model w_g to update its local model through training. Specifically, the training process consists of l iterations. Let w_j^i be the local model parameter for vehicle i in iteration j ($j \in [1, l]$) which is updated at the end of the previous iteration. Note that w_j^i is set as w_g in iteration 1. For each iteration j ($j \in [1, l - 1]$), vehicle i first inputs each local data a into the CNN with local model w_j^i and outputs the predicted label of data a , denoted as \hat{y}_a .

Then vehicle i adopts the cross-entropy loss function to calculate the loss of w_j^i , i.e.,

$$f_i(w_j^i) = - \sum_{a=1}^{D_i} y_a \log \hat{y}_a, \quad (1)$$

where D_i is the number of data carried by vehicle i , w_j^i is the local model for vehicle i in iteration j and y_a is the label of data a .

Then the stochastic gradient descent algorithm is adopted to update the local model, i.e.,

$$w_{j+1}^i = w_j^i - \eta \nabla f_i(w_j^i), \quad (2)$$

where $\nabla f_i(w_j^i)$ is the gradient of $f_i(w_j^i)$ and η is the learning rate. Then vehicle i set w_{j+1}^i as the model of the CNN and starts the next iteration to update the local model. When the number of iterations reaches l , vehicle i obtains the updated local model w^i .

Since the amount of data, computing capability and vehicle mobility need to be jointly considered, we will calculate the weights of its data, local training delay and uploading delay of local models, i.e., data weight β_d^i , local training delay weight β_l^i and uploading delay $\beta_u^i(t)$, where β_d^i , β_l^i and $\beta_u^i(t)$ belong to $(0, 1)$. Note that since the download bandwidth is large, the downloading delay is much small and can be neglected here.

The accuracy of local model increases as the amount of data increases, thus the data weight β_d^i is calculated as

$$\beta_d^i = \frac{D_i}{D}, \quad (3)$$

where D_i is the number of the local data carried by vehicle i , D is the total number of the local data carried by all vehicles.

If the local training delay is large, the local model would be stale and thus not accurate. Hence, the local training delay weight β_l^i is calculated as

$$\beta_l^i = \zeta^{C_l^i}, \quad (4)$$

where C_l^i is the local training delay of vehicle i and ζ is a parameter which belongs to $(0, 1)$ to make β_l^i decreases as the local training delay increases, here C_l^i is calculated as

$$C_l^i = \frac{D_i \cdot C_y}{\delta_i}, \quad (5)$$

where C_y is the CPU cycles to train a data and δ_i is the CPU cycle frequencies allocated for vehicle i .

Similar with the local training delay weight, the uploading delay weight at time slot t is calculated as

$$\beta_u^i(t) = \gamma^{C_u^i(t)}, \quad (6)$$

where $C_u^i(t)$ is the uploading delay of vehicle i at time slot t and γ is a parameter which belongs to $(0, 1)$ to make $\beta_u^i(t)$ decreases as the uploading delay decreases. $C_u^i(t)$ can be calculated as

$$C_u^i(t) = \frac{|w|}{r_u^i(t)}, \quad (7)$$

where the size of the local model of each vehicle keeps the same and is denoted as $|w|$, and $r_u^i(t)$ is the transmission rate of vehicle i at time slot t .

According to Shannon's theorem, the transmission rate of vehicle i at time slot t is calculated as

$$r_u^i(t) = B \log_2 \left(1 + \frac{p_m \cdot h^i \cdot (d^i(t))^{-\alpha}}{\sigma^2} \right), \quad (8)$$

TABLE I: Values of parameters

Parameter	Value	Parameter	Value
K	10	v	$20m/s$
H	$10m$	d_y	$10m$
C_y	$10^5 cycles$	$ w $	$5000bits$
B	$10^5 HZ$	p_m	$0.1w$
α	2	σ^2	$10^{-11}mw$
β	0.5	ζ	0.9
γ	0.9		

where B is the bandwidth, p_m is the transmit power of each vehicle, h^i is the channel gain of vehicle i , α is the path loss exponent and σ^2 is the noise power, $d^i(t)$ is the distance between vehicle i and the RSU at time slot t . The height of the RSU is H , thus the position of the the RSU's antennas P_R is $(0, 0, H)$. In this case, $d^i(t)$ is calculated as

$$d^i(t) = \|P^i(t) - P_R\|, \quad (9)$$

where $P^i(t)$ is the position of vehicle i at time slot t and is expressed as $(d_x^i(t), d_y^i, 0)$, $d_x^i(t)$ and d_y^i are the distances between vehicle i and the antennas of RSU along x axis and y axis at slot t , respectively, where d_y^i is a fixed d_y for each vehicle i . Since each vehicle driving at a constant speed v , $d_x^i(t)$ is calculated as

$$d_x^i(t) = d_x^i(0) + v \cdot t, \quad (10)$$

where $d_x^i(0)$ is the position of vehicle i at the initial time slot, which is known by vehicle i based on the global positioning system (GPS). Thus given $d_x^i(0)$, vehicle i can calculate the uploading delay weight at each time slot according to Eqs. (6)-(10).

According to the above weights, the weighted local model w_w^i is calculated as

$$w_w^i = w^i * \beta_d^i * \beta_l^i * \beta_u^i. \quad (11)$$

C. uploading local model and aggregation

After vehicle i uploads its weighted local model to the RSU, the RSU can update the global model through aggregation. The global model in the $(r+1)th$ updating can be expressed as

$$w_{r+1} = \beta w_r + (1 - \beta) w_w^i, \quad (12)$$

where w_r is the global model in round r , β is the aggregation proportion that belongs to $(0, 1)$. When the number of rounds reaches M , the RSU finishes updating its global model and achieves the final global model.

IV. SIMULATION RESULTS

In this section, we conduct simulation experiments to verify the effectiveness of the proposed scheme. The scenario has been described as the system model. We will first introduce the relevant simulation settings and evaluate the performance of our scheme.

A. Simulation Setup

The simulation tool is Python 3.9. δ_i is set as $1.5 \cdot (i + 5) \cdot 10^8$ cycles/s. We employ the orthogonal frequency division multiplexing (OFDM) technology and Rayleigh fading channel in this simulation, thus h_i is a stochastic value for each vehicle i based on the autoregressive model [6]. The data carried by each vehicle are the images randomly selected from 60000 images in the MNIST dataset, where vehicle i carries $(2250 + 3750i)$ images. The detailed simulation parameters are listed in Table I.

B. Performance Evaluation

The accuracy (i.e., denoted as acc) and loss of the global model are adopted as the metrics in our experiments, where the loss is calculated according to Eq. (1) and the accuracy reflects the classification performance of the global model obtained by our scheme and is defined as

$$acc = \frac{\text{the number of correctly classified data}}{\text{the number of total data}} \times 100\%. \quad (13)$$

Next, we evaluate the metrics of the global model in our scheme by comparing with the traditional FL scheme, where each result is obtained by averaging the results of three experiments.

Fig. 2 shows the accuracy of the global model in different rounds. We can observe that the accuracy of our scheme first increases as the number of rounds increases and then becomes relatively stable. This is because that the global model keeps to

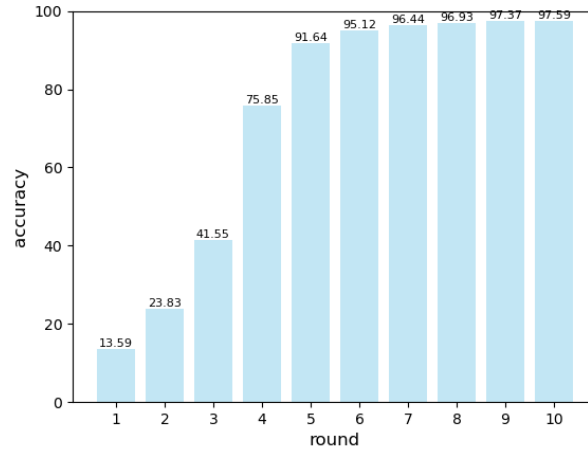


Fig. 2: Accuracy in different rounds

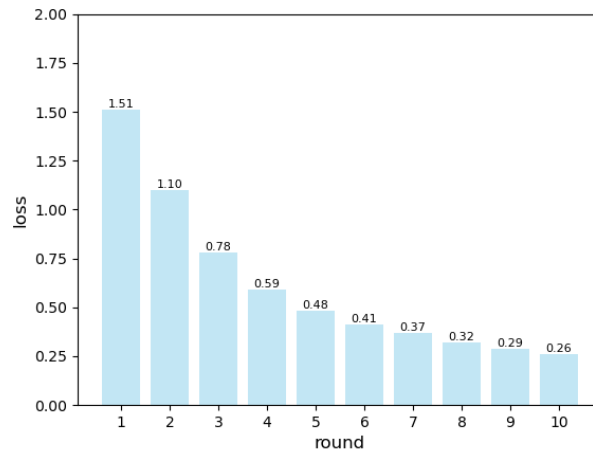


Fig. 3: Loss in different rounds

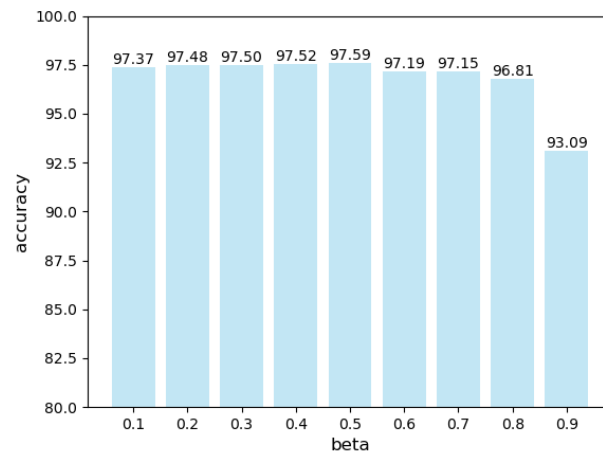


Fig. 4: Accuracy under different beta

TABLE II: the acc and loss under different scheme.

index	our sheme	FL
acc	97.59%	94.74%
loss	0.26	0.85

be updated by more local models when the number of rounds increases. The accuracy of the global model is improved. When the RSU receives sufficient local models for global model updating, the accuracy of the global model becomes stable.

Fig. 3 investigates the loss of the global model for each round in our scheme. We can see that the loss decreases as the number of rounds increases. This is because that the accuracy increases as the number of rounds increases.

Table II compares the accuracy and loss of the two schemes. We can see that the acc and loss of our scheme outperforms the FL scheme. This is because our scheme jointly consider the amount of data, computing capability and vehicle mobility to aggregate the global model asynchronously.

Fig. 4 shows the model accuracy of our scheme under different β when the number of rounds is 10. We can see that our scheme keeps a relatively high accuracy when β is smaller than 0.5. In addition, the accuracy decreases as the value of β increases when β is larger than 0.5. This is because that according to Eq. (12), the weight of the local model is small when β is larger than 0.5. In this case, the global model tends to be updated according to the previous global model, which decreases the accuracy. Particularly, when β is 0.9, the accuracy is decreased significantly. This is because that the weight of the local model is much small, thus the update of the global model majorly depends on the previous global model, which decreases the accuracy significantly.

V. CONCLUSIONS

In this paper, we have considered the amount of data, computing capability and vehicle mobility and proposed an AFL scheme to improve the accuracy of global model. We have conducted extensive simulations to demonstrate the performance of the proposed scheme. The conclusions are summarized as follows:

- Our scheme considers the amount of data, computing capability and mobility of vehicles to improve the accuracy and thus outperforms the FL scheme.
- The aggregate proportion β affects the accuracy of the global model and the desirable accuracy is achieved when β is relatively small.

REFERENCES

- [1] B. Yin, Y. Wu, T. Hu, J. Dong and Z. Jiang, "An Efficient Collaboration and Incentive Mechanism for Internet of Vehicles (IoV) With Secured Information Exchange Based on Blockchains," IEEE Internet of Things Journal, vol. 7, no. 3, pp. 1582-1593, 2020.
- [2] B. Ghimire and D. B. Rawat, "Secure, Privacy Preserving and Verifiable Federated Learning Using Blockchain for Internet of Vehicles," IEEE Consumer Electronics Magazine, 2021, doi: 10.1109/MCE.2021.3097705.
- [3] H. Xiao, J. Zhao, Q. Pei, J. Feng, L. Liu and W. Shi, "Vehicle Selection and Resource Optimization for Federated Learning in Vehicular Edge Computing," IEEE Transactions on Intelligent Transportation Systems, 2021, doi: 10.1109/TITS.2021.3099597.
- [4] X. Yuan, J. Chen, N. Zhang, X. Fang and D. Liu, "A Federated Bidirectional Connection Broad Learning Scheme for Secure Data Sharing in Internet of Vehicles," China Communications, vol. 18, no. 7, pp. 117-133, 2021.
- [5] X. Zhou, W. Liang, J. She, Z. Yan and K. Wang, "Two-Layer Federated Learning With Heterogeneous Model Aggregation for 6G Supported Internet of Vehicles," IEEE Transactions on Vehicular Technology, vol. 70, no. 6, pp. 5308-5317, 2021.
- [6] H. Zhu, Q. Wu, X. -J. Wu, Q. Fan, P. Fan and J. Wang, "Decentralized Power Allocation for MIMO-NOMA Vehicular Edge Computing Based on Deep Reinforcement Learning," IEEE Internet of Things Journal, vol. 9, no. 14, pp. 12770-12782, 2022.
- [7] Q. Wu, Z. Wan, Q. Fan, P. Fan and J. Wang, "Velocity-Adaptive Access Scheme for MEC-Assisted Platooning Networks: Access Fairness Via Data Freshness," IEEE Internet of Things Journal, vol. 9, no. 6, pp. 4229-4244, 2022.
- [8] Q. Wu, Y. Zhao and Q. Fan, "Time-Dependent Performance Modeling for Platooning Communications at Intersection", IEEE Internet of Things Journal, 2022, doi: 10.1109/IJOT.2022.3161028.