

High stable and accurate vehicle selection scheme based on federated edge learning in vehicular networks

Qiong Wu, *Member, IEEE*, Xiaobo Wang, Qiang Fan, Pingyi Fan, *Senior Member, IEEE*,
Cui Zhang and Zhengquan Li

Abstract

Federated edge learning (FEEL) technology for vehicular networks is considered as a promising technology to reduce the computation workload while keep the privacy of users. In the FEEL system, vehicles upload data to the edge servers, which train the vehicles' data to update local models and then return the result to vehicles to avoid sharing the original data. However, the cache queue in the edge is limited and the channel between edge server and each vehicle is a time varying wireless channel, which makes a challenge to select a suitable number of vehicles to upload data to keep a stable cache queue in edge server and maximize the learning accuracy. Moreover, selecting vehicles with different resource statuses to update data will affect the total amount of data involved in training, which further affects the model accuracy. In this paper, we propose a vehicle selection scheme, which maximizes the learning accuracy while ensuring the stability of the cache queue, where the statuses of all the vehicles in the coverage of edge server are taken into account. The performance of this scheme is evaluated through simulation experiments, which indicates that our proposed scheme can perform better than the known benchmark scheme.

Index Terms

Qiong Wu, Xiaobo Wang and Zhengquan Li are with the School of Internet of Things Engineering, Jiangnan University, Wuxi 214122, China (e-mail: qiongwu@jiangnan.edu.cn, xiaobowang@stu.jiangnan.edu.cn, lzq722@jiangnan.edu.cn).

Qiang Fan is with the Qualcomm, San Jose CA 95110 USA (e-mail: qiangf@vt.edu).

Pingyi Fan is with the Department of Electronic Engineering, Tsinghua University, Beijing 100084, China.(e-mail: fpy@tsinghua.edu.cn).

Cui Zhang is with the Banma Network Technology Co., Ltd., Shanghai 200000, China (e-mail: zc351340@alibaba-inc.com).

FEEL, stability, accuracy, vehicular networks, edge servers.

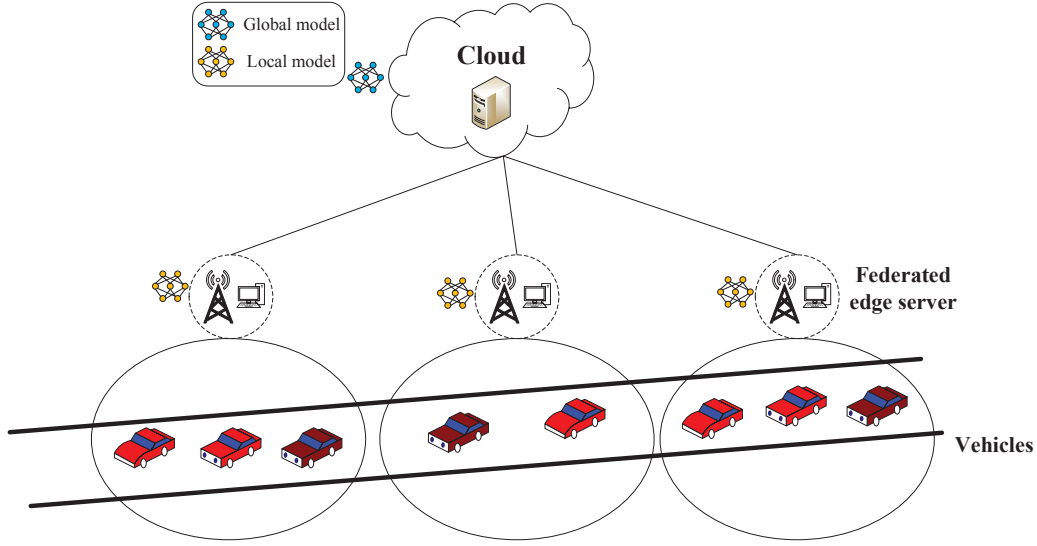


Fig. 1: The FEEL system.

I. INTRODUCTION

With the development of the internet of vehicles (IoV) and big data technologies, different vehicles can share the data collected by on-board sensors to a central cloud, which then trains the model based on the collected data [1], thus meeting the requirement of different vehicle applications, such as autonomous driving, location awareness, object/gesture recognition, mobile biometrics and mobile augmented reality [2]–[6]. However, vehicle data is often private and different vehicles are reluctant to share their own data with other vehicles, thus the central cloud is hard to achieve an accurate model due to the shortage of training data. To solve this problem, federated learning is introduced to protect vehicle privacy by sharing models rather than sharing the raw data of vehicles [7], [8]. Specifically, each vehicle gets a local model by training the data locally and then uploads the local model to the central cloud. The central cloud aggregates the uploaded local models to get the global model and then sends the global model to vehicles [9], [10]. In this way, the vehicle can get an accurate model while protecting its data. However, local training in federated learning can impose a large computational burden on vehicles with limited computational power [11]–[13].

In this paper, we consider a three-tier infrastructure including cloud, edge servers and vehicular users. In edge servers, federated edge learning (FEEL) is employed. It can relieve vehicles' burden

and protect vehicle data between the vehicle and the central cloud. Specifically, the edge server collects and trains the vehicles' data to get a local model, and then returns the result to vehicles to avoid sharing the original data. Afterwards, the central cloud collects and aggregates all local models from the edge servers to obtain the global model, then distributes the global model to the edge servers and the vehicles for their use, thus protecting the privacy of the vehicles while avoiding the computation workload on the vehicle [14], [15]. The FEEL system is shown in Figure 1.

In the FEEL system, the data uploaded by vehicles for training are temporarily stored in the cache queue of each edge server. The cache queue of each edge server is limited. For each edge server, if too many vehicles upload data to it, the cache queue becomes overflowed and unstable. If too few vehicles upload data to it, there will be insufficient data in the cache queue for training and thus deteriorating the accuracy of models. To get accurate models while keeping the queue stable, vehicles' data should try to fill up the cache queue of the edge server. On the other hand, the edge server returns results to vehicles only when the stochastic channel condition is good enough, which indicates that data randomly leave the cache queue. It is challenging to select a suitable number of vehicles to upload the data to the cache queue where the used data and the result leave randomly. In addition, vehicles in the network have different resource statuses including remaining data amount, communication quality, remaining energy and survivability (i.e., time duration within the coverage of an edge server). Thus, considering the resource statuses to select vehicles is critical. To the best of our knowledge, there is no related work to improve the accuracy of the model by considering different vehicles' resource statuses and queue stability for vehicle selection in federated learning, which motivated us to carry out this work.

In this paper, we propose a vehicle selection scheme in federated learning, with edge server which can control the cache queue stability by determining the number of vehicles selected for uploading and selects vehicles to maximize the learning accuracy while ensuring the stability of the cache queue in it.

- 1) We consider a FEEL system in vehicular networks and propose a vehicle selection scheme to maximize the accuracy of the training models while ensuring the stability of the cache queue.

- 2) For each edge server, we formulate the problem based on the Lyapunov theorem to estimate the number of vehicles which can get the high accuracy of models while keeping the queue stable.
- 3) We consider four resource statuses of vehicles including remaining data amount, communication quality, remaining energy and survivability, and propose an algorithm to select vehicles to improve the accuracy of models.

The rest of this paper is organized as follows. Section II reviews the related work. Section III briefly describes the system model. Section IV formulates the problem of determining the optimal number of selected vehicles. Section V proposes a vehicle selection scheme to select vehicles. We give simulation results in Section VI and conclude the paper in Section VII.

II. RELATED WORK

In this section, we review the existing research work on the edge-assisted federated learning system. We first review the work related to the edge-assisted federated learning system where users train models locally, then review the work on the FEEL system where the edge servers assist users in model training.

In [16], Ren et al. proposed an edge-assisted federated learning system where each user is equipped with a Central Processing Unit (CPU) or Graphics Processing Unit (GPU) to speed up the training process, which overcomes serious privacy issues and long communication latency due to the heavy traffic towards the centralized node. In [17], Mohammad et al. regarded wireless access nodes as parameter servers (PS) in the edge-assisted federated learning systems, where users update their local model based on their local data and the global model which is received from the PS. After the local updates, users transfer their updated model to the PS over a wireless fading multiple access channel (MAC), which enables reliable transmission from users to PS. In [18], Zhu et al. designed a low-latency multi-access scheme for the edge-assisted federated learning systems to address communication latency issues and accelerate the learning process. It is proposed that the updates simultaneously transmitted by devices over broadband channels should be aggregated over the air by exploiting the waveform superposition property of a multi-access channel. In [19], Liu et al. studied over-the-air model aggregation in the edge-assisted federated learning system, where channel state information at the transmitters (CSIT) is unavailable. It leverages the reconfigurable intelligent surface (RIS) technology to align the cascaded channel coefficients for CSIT-free model aggregation. In [20], Taïk et al. considered

data characteristics in wireless scheduling algorithms in the edge-assisted federated learning system, which allocates bandwidth based on user data to minimize the training time and total transmission energy while maximizing user diversity. In [21], Mo et al. exploit the combination of communication and computation in the edge-assisted federated learning, in which both the communication resource allocation for global machine learning (ML) parameters aggregation and the computation resource allocation for locally updating ML parameters are jointly optimized, thus minimizing the total energy consumption of the user in a limited training time. In [22], Zhu et al. proposed an efficient broadband analog transmission scheme in the federated learning system to overcome a communication bottleneck due to the resource sharing of edge devices. In [23], Ren et al. studied gradient averaging over participating devices in each round of communication in the federated learning system. They also proposed a scheduling policy to exploit both diversity in multiuser channels and the different weights of model updates from different edge devices, thus achieving the optimal trade-off between channel quality and model weights. In [12], Zeng et al. proposed power devices using wireless power transfer (WPT) in order to enable some energy-constrained devices to execute some power-hungry learning tasks. In [24], Wang et al. studied an edge-based communication optimization framework in the federated learning system to reduce the number of the end devices which is directly connected to the parameter server thereby avoiding high latency and unnecessary communication. In [25], Lin et al. studied a social federated edge learning (SFEL) framework over wireless networks, where the potential social attributes among edge devices and their users can be exploited. They built a social graph model to recruit the trustworthy social friends as learning partners by considering the mutual trust and learning task similarity, thus enhancing the learning performance as well as the stability of the edge-assisted federated learning system. In [26], Albaseer et al. studied a federated learning model where the edge server is equipped with multiple antennas. They focused on searching for the optimal user resources, including the fine-grained selection of relevant training samples, bandwidth, transmission power, beamforming weights and processing speed to minimize the total energy consumption given a deadline constraint on the communication rounds. In [27], He et al. developed an importance-aware joint data selection and resource allocation algorithm in the edge-assisted federated learning system, which enables the user to select important data to improve learning efficiency. In [28], Su et al. proposed a dynamic data and channel adaptive sensor scheduling power control algorithm based on a residual feedback mechanism. The derived decentralized optimal solution can be used to compute both the channel state information and

data importance to seize good transmission opportunities and important gradients. In [29], Sun et al. proposed an energy-aware dynamic device scheduling algorithm to optimize the training performance by considering an over-the-air edge-assisted federated learning system with analog gradient aggregation. In [30], Liu et al. focused on reducing the learning latency due to the limited local computing power and communication bandwidth. They introduced model pruning for wireless federated learning systems to reduce the neural network scale and maximize the convergence rate under the given learning latency budget via jointly optimizing the pruning ratio, device selection, and wireless resource allocation. In [31], Zhou et al. studied how to optimize the transmission power and bandwidth allocation based on user quality of experience (QoE). They proposed a low energy consumption bandwidth allocation algorithm, which allocates appropriate power to the device based on the computing power and channel state of the device, thereby reducing energy consumption. In [32], Cao et al. employed the transmission power control to reduce aggregation errors in the edge-assisted federated learning system. Different from conventional power control designs, they considered a new power control design aiming at directly maximizing the convergence speed, thus minimizing the mean square error. In [33], Fan et al. studied the over-the-air model aggregation in an edge-assisted federated learning system. They developed a message-passing-based algorithm to fulfill this estimation task with low complexity and near-optimal performance. In [34], Xiao et al. studied to select the appropriate vehicles to participate in learning tasks and optimize resource allocation under learning time and energy consumption constraints. By taking the vehicle position and velocity into consideration, they formulated a min-max optimization problem to jointly optimize the onboard computation capability, transmission power and local model accuracy to achieve the minimum cost in the worst case of FL. However, the above works only enable users to train local models, which will increase the communication overhead and computational burden of users.

In [9], Luo et al. studied a three-tier FEEL system containing user, edge and cloud layers, where the edge server helps the user to do model training. They proposed an efficient resource scheduling algorithm to solve the problem of joint allocation of computing and communication resources for users, to minimize the consumed resources. In [35], Mhaisen et al. leveraged the edge computing paradigm to design a hierarchical FEEL system to solve the problem of poor global models due to the over-fitting of local models to local data. The system executes federated gradient descent on the user-edge layer and federated averaging on the edge-cloud layer. In this hierarchical architecture, they formalized and optimized this user-edge assignment problem such

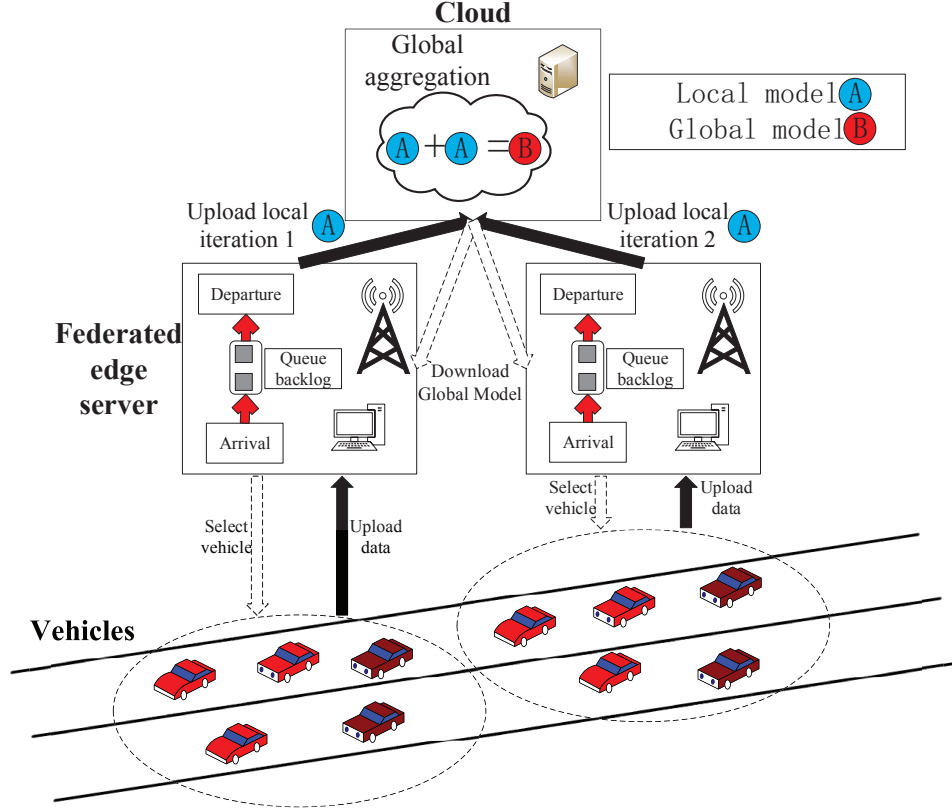


Fig. 2: System model figure.

that edge-level data distributions turn to be similar, which enhances the federated averaging performance. However, although the users of the above-related works carry out model training through the help of servers to alleviate the communication overhead and the computational burden of users, none of them considered the selection of users in vehicular networks, which motivated us to start this work.

III. SYSTEM MODEL

In this paper, we consider a FEEL system as shown in Figure 2. The system consists of vehicles, edge servers, and a central cloud. The edge servers are deployed along the road. The coverage of each server is a circular area with a radius of R . Each edge server is equipped with a cache to store the data waiting for training, where the cache adopts the first-come, first-served (FCFS) policy with a maximum queue length of Q_{max} . If the data stored in the cache queue exceeds the queue limit, the data will be discarded due to overflow. It is assumed that K vehicles are traveling in the same direction with a uniform speed in the coverage area, and

the speeds of different vehicles follow a truncated Gaussian distribution, which is flexible and consistent with the real dynamic vehicular environment. The duration time that vehicles drive in the coverage of each edge server is divided into equal time slots. In each time slot, each vehicle in the coverage of the edge server calculates the resource statuses including remaining data amount, communication quality, remaining energy and survivability, then transmits its resource statuses to the edge server. Afterwards, the edge server will select some vehicles to upload data for training. Specifically, the edge server first estimates the number of selected vehicles based on the backlog of the current cache queue to satisfy the queue without overflowing and then determines which vehicles are selected according to the vehicles' resource statuses to ensure that a larger amount of data involved in training. After that, the selected vehicles upload data to the edge server, where the uploaded data are stored in the cache of the edge server. Then the edge server trains the data and updates the local model at the end of training. Next, the edge server returns the result to the vehicles while deleting the used data when the communication channel state is good enough. Finally, the central cloud collects and aggregates the local models from the edge servers to get the global model that will be feedback to vehicles when the training is closed. The above process is repeated in the next time period. Table I lists the notations in this paper.

IV. PROBLEM FORMULATION

In this section, we will adopt the Lyapunov control theorem to formulate the problem of determining the optimal number of selected vehicles based on the backlog of the cache queue.

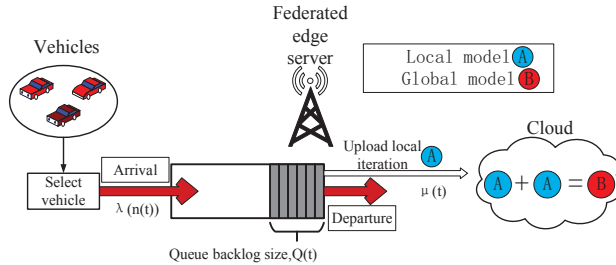


Fig. 3: Edge server cache queue model figure.

From queue theory, the backlog of the cache queue in one time slot is determined by the arrival and departure of the previous time slot, as shown in Figure 3. The cache queue of the

TABLE I: Notations

Notation	Description
K	The total number of vehicles.
t_0	The initial time slot.
D	The coverage range of an edge server.
R	The radius of edge server coverage area.
Q_{max}	The maximum length of the cache queue.
$Q(t)$	The backlog of the cache queue size in time slot t .
$U(n(t))$	The utility function of expected accuracy when the number of selected vehicles is $n(t)$ in time slot t .
$\lambda(n(t))$	The amount of data arriving the edge server when the number of vehicles is $n(t)$ in time slot t .
$\mu(t)$	The amount of data leaving the edge server in time slot t .
\mathbf{X}	The set of vehicles numbers.
V	The trade-off factor between accuracy and queue-backlog.
$n(t)^*$	The optimal number of selected vehicles in time slot t .
$n(t)$	The number of selected vehicles in time slot t .
$C_d^k(t)$	The remaining data amount of vehicle k in time slot t .
$C_{com}^k(t)$	The communication quality of vehicle k in time slot t .
$C_E^k(t)$	The remaining energy of vehicle k in time slot t .
$C_S^k(t)$	The survivability of vehicle k in time slot t .
$P^k(t)$	The transmitting power of vehicle k in time slot t .
$L^k(t)$	The corresponding path loss of power for vehicle k in time slot t .
$Noise^k(t)$	The value to measure the noise over the channel for vehicle k in time slot t .
N	The path loss exponent.
f	The carrier frequency.
$f_d^k(t)$	The Doppler frequency of vehicle k in time slot t .
$dist^k(t)$	The distance from the vehicle k to the edge server in time slot t .
$m^k(t)$	The radio wave propagation distance of vehicle k in time slot t .
v^k	The speed of vehicle k .
$\theta^k(t)$	The angle between the driving direction of vehicle k in time slot t and the direction of radio wave incidence.
h	The edge server height.
$r^k(t)$	The transmission rate of vehicle k in time slot t .
α	The vehicle connection status.
δ^2	The variance of the estimated signal strength.
$\varepsilon_k(t)$	The correlation between vehicle k and the edge server.
$E_{tran}^k(t)$	The transmission energy consumption of vehicle k in time slot t .
C_n	The data size transmitted in each time slot.
$C_{sur}^k(t_0)$	The survivability of vehicle k in the initial time slot t_0 .
d^k	The initial position of vehicle k in the coverage area of the edge server.
$w^k(t)$	The priority weight of vehicle k in time slot t .

edge server can be represented as

$$Q(t+1) = \max\{Q(t) + \lambda(t) - \mu(t), 0\}, \quad (1)$$

where $Q(t)$ is the backlog of the cache queue in time slot t , $\lambda(t)$ is the amount of data arriving at the edge server in time slot t and $\mu(t)$ is the amount of data leaving the edge server in time slot t .

For each edge server target is to maximize the learning accuracy, i.e., select as many as possible vehicles to upload data, under the constraint that the backlog size of the cache queue of each edge server does not exceed the maximum queue length. According to the Lyapunov

optimization theorem [36], this problem can be formulated as

$$P_1 : \max : \lim_{T \rightarrow \infty} \frac{1}{T} \sum_{t=0}^{T-1} (U(n(t))), \quad (2)$$

$$s.t. \quad \lim_{T \rightarrow \infty} \frac{1}{T} \sum_{t=0}^{T-1} Q(t) \leq Q_{max}, \quad (3)$$

where $U(n(t))$ is the utility function of expected accuracy when the number of selected vehicles is $n(t)$ in time slot t , V is a non-negative trade-off parameter to make the trade-off between the utility function and $Q(t)(\lambda(t) - \mu(t))$, T is the number of time slot and Q_{max} is the maximum queue length. Eq. (3) is the queue stability constraint.

Since P_1 is a long-term optimization problem within multiple time slots, solving P_1 to obtain the optimal number of vehicles is non-trivial. The short-term control decisions between adjacent time slots affect significantly on the long-term problem, therefore we transform P_1 based on the Lyapunov theorem to obtain a short-term optimization problem and thus the problem can be solved simply.

The Lyapunov equation is a scalar, non-negative representation of the backlog of a queue within the current time slot t [36], which is defined as

$$L(\Theta(t)) \triangleq \frac{1}{2} Q(t)^2, \quad (4)$$

where $\Theta(t)$ is defined as a vector to measure $Q(t)$, i.e., $\Theta(t) \triangleq Q(t)$.

In Lyapunov theorem, Lyapunov drift is adopted to optimize the queue stability [36]. Lyapunov drift is defined as the growth volume of a queue backlog between adjacent time slots, i.e.,

$$\Delta(\Theta(t)) \triangleq L(\Theta(t+1)) - L(\Theta(t)), \quad (5)$$

In this paper, we consider optimizing the queue stability while optimizing the utility function of expected accuracy, thus we add the utility function within the current slot, i.e., $U(n(t))$, to both sides of Eq. (5) to obtain the optimization objective, i.e., drift plus-penalty term, which is written as

$$P_2 : \max : \Delta(\Theta(t)) + V \cdot U(n(t)), \quad (6)$$

$$s.t. \quad \lim_{T \rightarrow \infty} \frac{1}{T} \sum_{t=0}^{T-1} Q(t) \leq Q_{max}, \quad (7)$$

where V is a non-negative trade-off parameter to make the tradeoff between the utility function and the Lyapunov drift.

In this paper, $\Delta(\Theta(t))$ is affected by $\lambda(t)$ and $\mu(t)$, next we will further derive the relationships between $\Delta(\Theta(t))$ and $\lambda(t)$, $\mu(t)$ to relax this optimization problem.

We first derive $Q(t)^2$ to determine $L(\Theta(t))$ in Eq. (4). According to Eq. (1), if $Q(t) + \lambda(t) - \mu(t) \geq 0$, then $Q(t+1) = Q(t) + \lambda(t) - \mu(t)$, thus we have

$$Q(t+1)^2 = (Q(t) + \lambda(t) - \mu(t))^2. \quad (8)$$

Otherwise, if $Q(t) + \lambda(t) - \mu(t) < 0$, then $Q(t+1) = 0 > Q(t) + \lambda(t) - \mu(t)$, so

$$Q(t+1)^2 = 0 < (Q(t) + \lambda(t) - \mu(t))^2. \quad (9)$$

Combining Eq. (8) and Eq. (9), we have

$$Q(t+1)^2 \leq (Q(t) + \lambda(t) - \mu(t))^2. \quad (10)$$

Substituting Eq. (10) into Eq. (4), we have

$$\begin{aligned} L(\Theta(t+1)) &= \frac{1}{2}Q(t+1)^2 \\ &\leq \frac{1}{2}Q(t)^2 + \frac{1}{2}(\lambda(t) - \mu(t))^2 + Q(t)(\lambda(t) - \mu(t)). \end{aligned} \quad (11)$$

Substituting Eq. (4) and Eq. (11) in to Eq. (5), we have

$$\begin{aligned} \Delta(\Theta(t)) &= \frac{1}{2}Q(t+1)^2 - \frac{1}{2}Q(t)^2 \\ &\leq \frac{1}{2}(\lambda(t) - \mu(t))^2 + Q(t)(\lambda(t) - \mu(t)) \\ &\leq B + Q(t)(\lambda(t) - \mu(t)), \end{aligned} \quad (12)$$

where the $\frac{1}{2}(\lambda(t) - \mu(t))^2$ term is positive and can not reflect the varying direction of $\lambda(t) - \mu(t)$, it can be upper bounded by a constant B [36].

Substituting Eq. (12) in to Eq. (6) we have

$$\begin{aligned} \Delta(\Theta(t)) + V \cdot U(n(t)) \\ \leq B + V \cdot U(n(t)) + Q(t)(\lambda(t) - \mu(t)). \end{aligned} \quad (13)$$

From Eq. (13), to relax the optimization problem P_2 in Eq. (6), one can consider the following

optimization problem:

$$P_3 : \max : V \cdot U(n(t)) + Q(t)(\lambda(t) - \mu(t)), \quad (14)$$

$$s.t. \quad \lim_{T \rightarrow \infty} \frac{1}{T} \sum_{t=0}^{T-1} Q(t) \leq Q_{max}. \quad (15)$$

We consider each selected vehicle transmits the same data size to the edge server, thus the amount of data arriving the edge server is related to the number of selected vehicles $n(t)$. Let $\lambda(n(t))$ be the amount of data arriving the edge server when the number of selected vehicles is $n(t)$, which can be calculated as

$$\lambda(n(t)) = C_n \times n(t), \quad (16)$$

where C_n is the transmitted data size for each selected vehicle in each time slot. In this case, the optimization objective of problem P_3 can be expressed as

$$\begin{aligned} n^*(t) \leftarrow \\ \arg \max_{n(t) \in \mathbf{X}} \{V \cdot U(n(t)) + Q(t) \cdot [\lambda(n(t)) - \mu(t)]\}, \end{aligned} \quad (17)$$

where $n^*(t)$ is the optimal number of selected vehicles in time slot t , \mathbf{X} is the set of the numbers of the vehicles that can be selected ($\mathbf{X} = \{0, 1, 2, \dots, K\}$), V is the trade-off factor between accuracy and queue-backlog. Since the edge server returns the training result to the vehicles only when the communication channel state is good enough and the wireless channel condition is random in each time slot, thus $\mu(t)$ is a random value.

As mentioned above, the target to estimate the optimal number of selected vehicles is formulated as finding the optimal $n^*(t)$ to maximize the optimization objective Eq. (17) under the constraint Eq. (15).

V. VEHICLE SELECTION SCHEME

In this section, we propose a vehicle selection scheme to select vehicles. Specifically, in each time slot t , each vehicle in the coverage of the edge server calculates the resource statuses including remaining data amount, communication quality, remaining energy and survivability, and then transmits its resource statuses to the edge server. Afterwards, the edge server selects vehicles according to its backlog of the cache queue and the resource statuses of vehicles. Next,

we will first introduce how vehicles calculate the resource statuses, then introduce the proposed algorithm for selecting vehicles.

A. Resource statuses

The resource statuses include remaining data amount, communication quality, remaining energy and survivability.

1) *Remaining data amount*: This type of resource indicates the amount of data carried by the vehicle k in time slot t , which is denoted as $C_d^k(t)$. It assumed that each vehicle could know its remaining data amount in real-time.

2) *Communication quality*: According to [14], the communication quality of each vehicle k in each slot t is mainly affected by the receiver receiving power and noise, which can be calculated as

$$C_{com}^k(t) = [P^k(t) - L^k(t)] \times Noise^k(t), \quad (18)$$

where $P^k(t)$ is the transmitting power of vehicle k in time slot t in dB , $Noise^k(t)$ is a value to measure the noise over the channel for vehicle k in time slot t and $L^k(t)$ is the corresponding power of path loss for vehicle k in time slot t .

In this paper, we consider the international telecommunication union-radiocommunication sector (ITU-R) path loss model, thus $L^k(t)$ in Eq. (18) is calculated as [37]

$$L^k(t) = 20 \lg [f + f_d^k(t)] + 10N \lg [dist^k(t)] - 28, \quad (19)$$

where f is the carrier frequency, $dist^k(t)$ is the distance from vehicle k to the edge server in time slot t , N is the path loss exponent, $f_d^k(t)$ is the Doppler frequency of vehicle k in time slot t [38], which can be calculated as

$$f_d^k(t) = \frac{v^k}{m^k(t)} \cos \theta^k(t), \quad (20)$$

where v^k is the speed of vehicle k , $\theta^k(t)$ is the angle between the driving direction of vehicle k in time slot t and the direction of radio wave incidence, and $m^k(t)$ is the radio wave propagation distance of vehicle k in time slot t , which can be calculated as

$$m^k(t) = \sqrt{(h)^2 + (dist^k(t))^2}, \quad (21)$$

where h is the edge server height.

In Eq. (18), v^k is generated by a truncated Gaussian distribution with the probability density function shown as follows [39]:

$$f(v^k) = \begin{cases} \frac{e^{-\frac{1}{2\sigma^2}(v^k-\mu)^2}}{\sqrt{2\pi\sigma^2}(\operatorname{erf}(\frac{v_{\max}-\mu}{\sigma\sqrt{2}}) - \operatorname{erf}(\frac{v_{\min}-\mu}{\sigma\sqrt{2}}))}, & v_{\min} \leq v^k \leq v_{\max}, \\ 0 & \text{otherwise.} \end{cases} \quad (22)$$

where σ^2 is the variance of v^k , μ is the mean of v^k , $\operatorname{erf}(\frac{v^k-\mu}{\sigma\sqrt{2}})$ is the Gauss error function of v^k under the variance σ^2 and mean μ , v_{\min} and v_{\max} are the minimum and maximum speed limit of each vehicle, respectively, thus v^k can be determined under the given σ^2 , μ , v_{\min} and v_{\max} .

Moreover, we consider that vehicles adopt wireless Transmission Control Protocol/Internet Protocol (TCP/IP) to transmit data and the transmission keeps steady state in each slot, thus $P^k(t)$ in Eq. (18) can be calculated as [40]

$$P^k(t) = \left[\frac{r^k(t)}{\alpha} \right]^2, \quad (23)$$

where α is a value to reflect the state of vehicular connection and $r^k(t)$ is the transmission rate of vehicle k in time slot t , which can be calculated as [41]

$$r^k(t) = \delta^2 a^k(t), \quad (24)$$

where δ^2 is the variance of the estimated signal strength, which is a value in the range of $[3, 10]dB^2$, $a^k(t)$ is the correlation coefficient of shadow fading model for vehicle k in time slot t , which can be calculated as [41]

$$a^k(t) = \varepsilon_k(t)^{v^k/dist^k(t)}, \quad (25)$$

where $\varepsilon_k(t)$ is the correlation between vehicle k and the edge server, which can be obtained according to the shadow fading model in [41].

Thus, given h , α , δ^2 , f , N and v^k , each vehicle k can calculate the communication quality in time slot t , i.e., $C_{com}^k(t)$, according to Eqs. (18)- (25).

3) *Remaining energy*: Since the power consumption that vehicles download the training model from the edge server is small enough, it is negligible as compared to the power consumption that vehicles transmit data in the uplink [35]. In this case, the remaining energy of vehicle k in time slot t , denoted as $C_E^k(t)$ can be calculated as the difference between the remaining energy of vehicle k in time slot $t - 1$ and the energy consumption caused by transmission in time slot t , denoted as $E_{tran}^k(t)$, thus $C_E^k(t)$ can be expressed as

$$C_E^k(t) = C_E^k(t - 1) - E_{tran}^k(t). \quad (26)$$

We consider each vehicle transmits the same amount of data to edge server in each slot, thus the energy consumption caused by transmission for vehicle k in time slot t is calculated as [35]

$$E_{tran}^k(t) = \frac{C_n \sqrt{P^k(t)}}{\alpha}, \quad (27)$$

where $P^k(t)$ can be calculated according to Eqs. (22)- (24) under the given parameters α , δ^2 and v^k .

Thus, given C_n , α and the energy of vehicle k in the initial time slot t_0 , i.e., $C_E^k(t_0)$, each vehicle k can calculate the remaining energy in each time slot t according to Eqs. (26) and (27).

4) *Survivability*: The survivability of vehicle k in time slot t , denoted as $C_S^k(t)$, is the time duration within the coverage of an edge server for vehicle k in time slot t , which is reduced by a unit time after each time slot, thus we have

$$C_S^k(t) = C_S^k(t - 1) - t. \quad (28)$$

In the initial time slot t_0 , the survivability of vehicle k can be calculated as

$$C_{sur}^k(t_0) = (D - d^k)/v^k, \quad (29)$$

where D is the coverage range of an edge server, d^k is the initial position of vehicle k .

Thus, given D , d^k and v^k , each vehicle k can calculate the survivability in each time slot t according to Eqs. (28) and (29).

After each vehicle calculates its resource statuses, it will transmit the resource statuses to the edge server for vehicle selection.

Algorithm 1: Solution algorithm

Input: C_n
Output: $A(t)$

- 1 **initialize** $N_t = W_t = \emptyset$
- 2 $Q(t) \leftarrow 0$;
- 3 $n^*(t) \leftarrow 0$;
- 4 $n(t) \leftarrow 0$;
- 5 **for** each time slot t **do**
- 6 The edge server receives $C_d^k(t)$, $C_{com}^k(t)$, $C_E^k(t)$ and $C_S^k(t)$ from each vehicle k ;
- 7 **for** each $n(t) = 0, 1, \dots, K$ ($n(t) \in \mathbf{X}$) **do**
- 8 **if** $0 \leq Q(t-1) + \lambda(n(t)) \leq Q_{max}$ **then**
- 9 $Q^* \leftarrow -\infty$;
- 10 $Q \leftarrow V \cdot U(n(t)) + Q(t) \cdot [\lambda(n(t)) - \mu(t)]$;
- 11 $Q^* \leftarrow Q$;
- 12 **else if** $Q(t-1) + \lambda(n(t)) > Q_{max}$ **then**
- 13 $n^*(t) \leftarrow n(t) - 1$;
- 14 **break**
- 15 **for** each vehicle $k = 1, 2, \dots, K$ **do**
- 16 **if** $C_S^k(t)$ **and** $C_E^k(t) \neq 0$ **then**
- 17 $w^k(t) = \frac{C_d^k(t) \cdot C_{com}^k(t)}{C_E^k(t) \cdot C_S^k(t)}$
- 18 **else**
- 19 $w^k(t) \leftarrow 0$
- 20 $W_t = W_t \cup w^k(t)$
- 21 Sort W_t in descending order;
- 22 **for** each $i = 1, 2, \dots, n^*(t)$ ($W_t[i] \in W_t$) **do**
- 23 $N_t = N_t \cup W_t[i]$
- 24 **for** each vehicle $k \in N_t$ **do**
- 25 vehicle upload data C_n
- 26 **Training data;**
- 27 output training accuracy $A(t)$;
- 28 $Q(t+1) \leftarrow \max\{Q(t) + \lambda(t) - \mu(t), 0\}$

B. Vehicle selection

In this subsection, we will propose an algorithm to select vehicles in each time slot. Specifically, the edge server first estimates the number of selected vehicles based on the backlog of the current buffer queue to satisfy the queue without overflowing and then estimates which vehicles are selected based on the priority of each vehicle, which is calculated according to the vehicle's resource statuses, to ensure that a larger amount of data involved in training. The input of the

algorithm is the transmitted data size for each vehicle C_n . The output of the algorithm is the training accuracy A . The pseudocode of the algorithm is illustrated in Algorithm 1. Next, we will describe the algorithm in detail.

Let N_t be the set of the selected vehicles' number in time slot t , W_t be the set of the priorities of all vehicles in time slot t . We set the initial parameters at the beginning of the algorithm. Specifically, N_t and W_t are set to be empty, $Q(t)$, $n^*(t)$ and $n(t)$ are set to 0 (lines 1-4). Next, vehicles will be selected in each time slot t .

In each time slot t , the edge server first receives $C_d^k(t)$, $C_{com}^k(t)$, $C_E^k(t)$ and $C_S^k(t)$ from each vehicle k , then it estimates the optimal number of selected vehicles through iteration. As mentioned in Section IV the target is finding the optimal $n^*(t)$ to maximize the optimization objective Eq. (17) under the constraint Eq. (15). For each iteration, if the backlog of the queue after data arrive at the queue does not exceed the maximum length of queue size, i.e., $0 \leq Q(t-1) + \lambda(n(t)) \leq Q_{max}$, the maximum value of the optimization objective Q^* is set as the negative infinity, then value of the optimization objective Q is calculated according to Eq. (17), then Q^* is set as Q and $n(t)$ is increased by one to start the next iteration. Otherwise, if $Q(t-1) + \lambda(n(t)) > Q_{max}$, $n^*(t)$ is set as $n(t) - 1$ and the iteration is terminated. Thus, $n^*(t)$ can be determined (lines 6-14).

Then the edge server determines which vehicles should be selected. Specifically, the edge server first calculates the priority of each vehicle k based on its resource statuses. The priority is defined according to the events in the system, which are described as follows. In the system, if vehicles with a small remaining data amount are selected, some vehicles with a large remaining data amount may have no chance to update all amount of the data. Moreover, vehicles would transmit a large amount of data when the communication quality is good. In addition, since the vehicles with small remaining energy and survivability would have no chance to be selected within a short time, they should be selected with high priority. Therefore, if $C_S^k(t)$ or $C_E^k(t)$ is not 0, the priority of vehicle k is calculated as

$$w^k(t) = \frac{C_d^k(t) \cdot C_{com}^k(t)}{C_E^k(t) \cdot C_S^k(t)}. \quad (30)$$

Otherwise, $w^k(t)$ is 0. Then the calculated priorities of all vehicles are stored in W_t , thus $W_t = \{w^1(t), w^2(t), \dots, w^K(t)\}$ (lines 15-20). Then the edge server sorts the priorities in W_t in descending order (line 21).

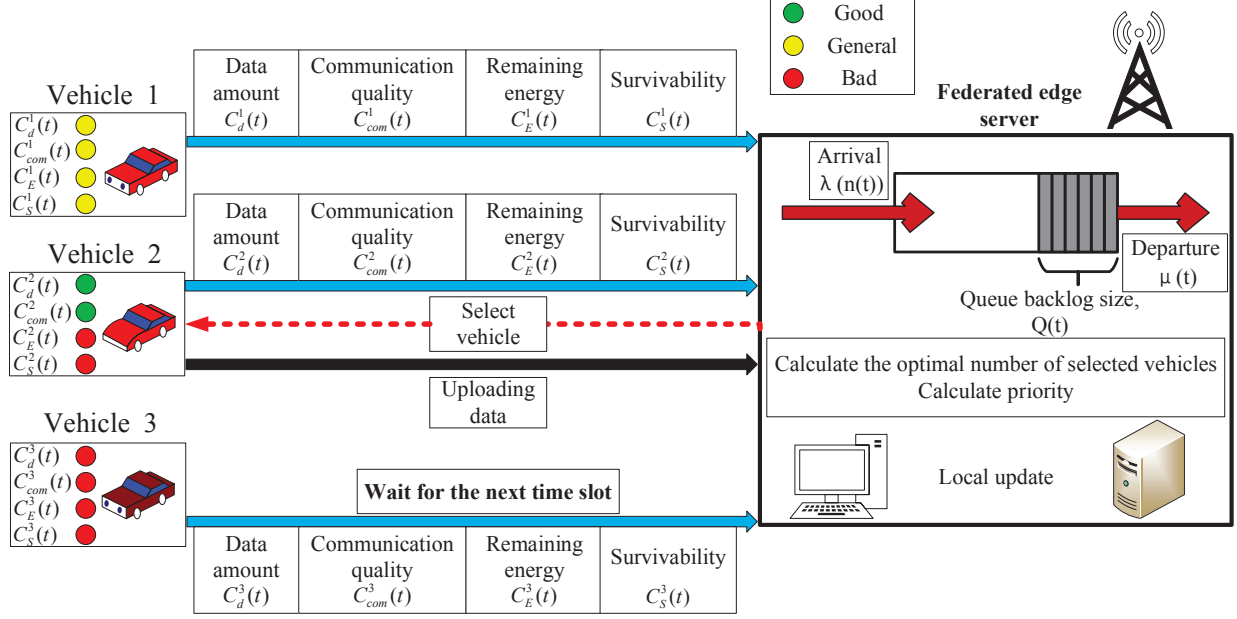


Fig. 4: The process that edge server selects vehicles.

Afterwards, the edge server stores the vehicles' number in N_t for the vehicles with the $n^*(t)$ largest priorities in W_t , which is corresponding to lines 22-23, where $W_t[i]$ is the vehicle's number corresponding to the i th priority in W_t . Then, the edge server selects the vehicles whose numbers are stored in N_t to upload their data (lines 24-25). After receiving the data of selected vehicles, the edge server uses a two-dimensional convolutional neural network to train a local model and output the training accuracy $A(t)$ (lines 26-27). Finally, the edge server updates the queue backlog according to Eq. (1) and starts to select vehicles and calculate the training accuracy in the next slot time (line 28).

The process that edge server selects vehicles is illustrated in Figure 4 for easy understanding, where three vehicles driving in the coverage of the considered edge server. In Figure 4, vehicle 2 is selected with high priority due to its good resource statuses, and vehicle 1 is selected with low priority due to its general resource statuses, while the resource statuses of vehicle 3 are bad, thus vehicle 3 is not selected and should wait for the next time slot.

VI. SIMULATION RESULTS AND ANALYSIS

In this section, we have demonstrated the performance of the scheme through extensive simulation experiments. The simulations are trained based on the publicly available MINST dataset. We assume that there are nine edge servers in the network, each of which is equipped

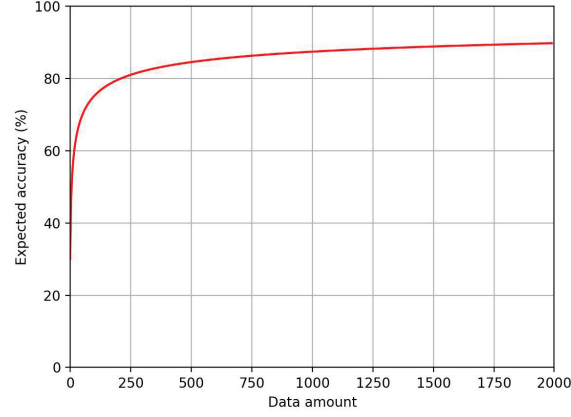


Fig. 5: Expected accuracy.

TABLE II: Related parameters values

Parameter	Value	Parameter	Value
K	100	Q_{max}	2000MB
D	1000m	R	500m
V	10^{10}	h	50m
f	2.5GHz	Noise	0 – 1dB
N	3	α	5.6×10^6
δ^2	7.5dB	C_n	10MB
σ^2	0.7	μ	15m/s
v_{max}	16.4m/s	μ	13.6m/s

with a cache queue, and our simulation results are obtained by averaging the results within the nine edge servers. The initial time slot t_0 is 0. The energy of vehicle k in the initial time slot t_0 is a random value between 50 and 100. The duration of each time slot is 50ms. We assume that there are 100 vehicles in each edge server and each vehicle carries 1000 data. The selected vehicles send 10 data to the edge server in each time slot. Each data is an image sample with 1 MB size. The parameters used in the simulation are listed in Table II. The expected accuracy $U(n(t))$ is modeled by the learning curve [42], as shown in Figure 5.

To evaluate our proposed vehicle selection scheme, we compared it with three other vehicle selection schemes, i.e.,

Maximum selection scheme: The edge server receives data from all vehicles in each time slot.

Static selection scheme: The edge server randomly selects the same number of vehicles in each time slot. In the simulation, 5 vehicles are selected randomly to transmit data in each time slot.

Random selection scheme: The number of selected vehicles is estimated in the same way as our proposed scheme; however, it selects vehicles randomly without considering different vehicles’

resource statuses.

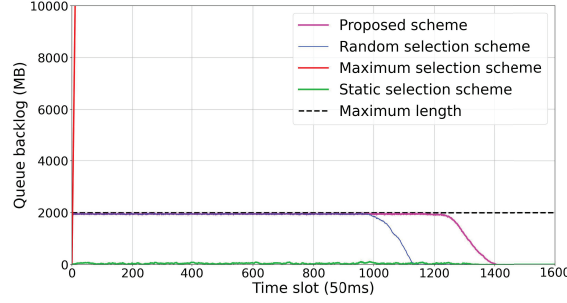


Fig. 6: Queue backlog.

Figure 6 compares the queue backlog under different selection schemes. The black dashed line in the figure is the maximum queue length Q_{max} . It can be seen that the queue backlog rises rapidly and exceeds Q_{max} when the maximum selection scheme is adopted. This is because that the maximum selection scheme selects all the vehicles to upload data in each time slot, which causes that the queue of the edge server becomes unstable due to overflow. When the static selection scheme is adopted, the queue backlog is much smaller than Q_{max} . This is because that the static selection scheme selects a small number of vehicles to upload data in each time slot which incurs a very low utilization of the cache queue. The queue backlog under both our proposed scheme and the random selection scheme almost keeps Q_{max} before time slot 1000. After that the queue backlog under the random selection scheme gradually decreases, but the queue backlog under our proposed selection scheme still keeps the Q_{max} and then decreases after time slot 1250, which verifies the obvious advantages of our proposed scheme. This is because that both the random selection scheme and our proposed scheme employ the same method to choose the optimal number of vehicles to enable the backlog of the cache queue keeps Q_{max} . However, the random selection scheme randomly selects vehicles without considering their resource statuses, which results in some vehicles become unavailable more early than our scheme due to the lack of remaining energy and survivability, thus the edge serve cannot collect enough data to maintain the backlog of the queue at Q_{max} ,

Figure 7 compares the total number of selected vehicles under different selection schemes. The total number of selected vehicles in our proposed scheme is 6426, while the total number of selected vehicles in the random selection scheme is 5210. This is because that our scheme can

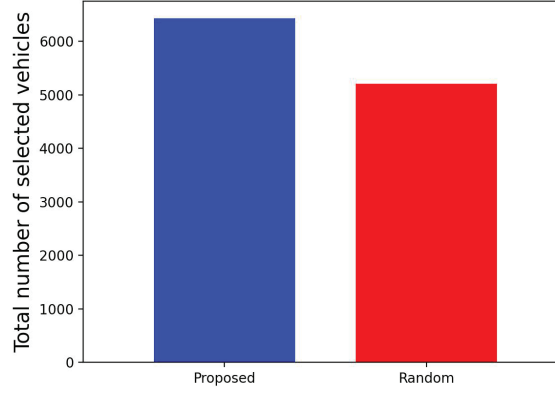


Fig. 7: The total number of selected vehicles.

select more vehicles than the random selection scheme during the training due to the consideration of vehicles' resource statuses.

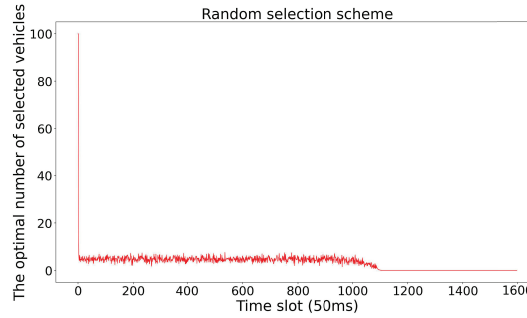


Fig. 8: The optimal number of selected vehicles for random selection scheme.

Figures 8 and 9 compare the optimal number of selected vehicles in each time slot under different selection schemes. It can be seen that our proposed scheme and the random selection scheme select a similar optimal number of selected vehicles before time slot 1100. However, the optimal number of selected under the random selection scheme is decreased to 0 when the time slot is 1100, while the optimal number of selected under the proposed scheme is not decreased to 0 until time slot 1350. This is because that the random selection scheme does not consider different vehicles' resource statuses and randomly selects vehicles, but our proposed scheme selects vehicles based on their resource statuses, which prolongs the time that the available vehicles exist in the network, thus it can select the optimal number of vehicles for a longer time

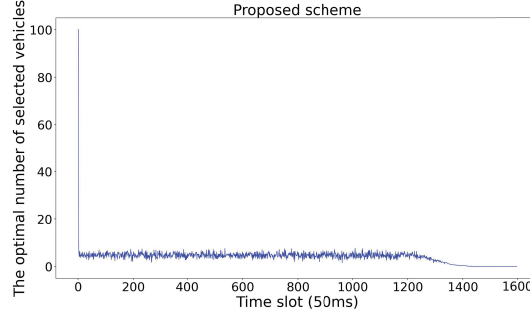


Fig. 9: The optimal number of selected vehicles for our proposed scheme.

duration.

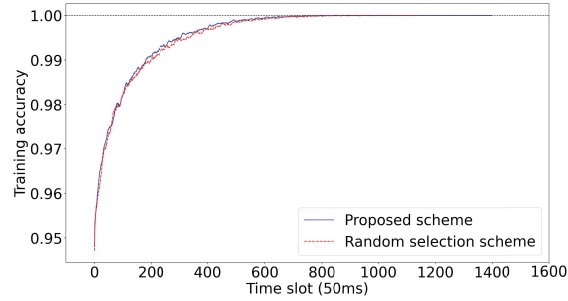


Fig. 10: Training accuracy.

Figure 10 compares the training accuracy under different selection schemes. It can be seen that the training accuracy under our proposed scheme and the random selection scheme overlaps at the beginning of training. This is because that our proposed scheme and the random selection scheme estimate the optimal number of selected vehicles in each time slot in the same way, thus the number of vehicles involved in training is similar for the two schemes at the beginning. After some times of training, the training accuracy under our proposed scheme is higher than that under the random selection scheme. This is because that our proposed scheme selects vehicles according to their resource statuses and thus the number of selected vehicles under our proposed scheme is larger than that under the random selection scheme, which causes the data involved in the training under our scheme is larger than that under the random select scheme and resulting in a higher training accurate. After the time slot 600, the training accuracy under both our proposed scheme and the random selection scheme gets close to 1. In addition, the training for the random selection scheme stops in time slot 1100, while the training for our proposed scheme would not

stop until the time slot reaches 1400. This is because that there are no available vehicles for the random selection scheme in time slot 1150. In contrast, the available vehicles continue exist for our proposed scheme until time slot 1400.

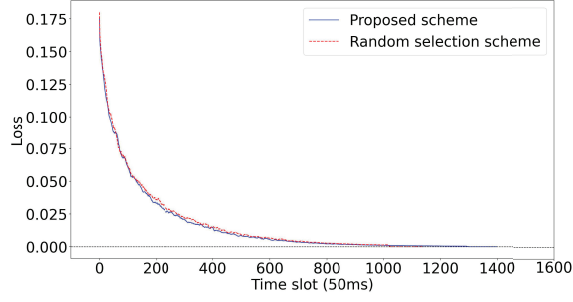


Fig. 11: Training loss.

Figure 11 compares the training loss under different selection schemes. In the beginning, our proposed scheme and the random selection scheme have almost the same training loss due to the similar number of vehicles involved in the training. However, because the number of vehicles selected by our proposed scheme is larger than that of the random selection scheme in the subsequent time slots, thus the model is more adequately trained and the loss value of our proposed scheme is lower than that of the random selection scheme. Finally, after a certain number of time slots, the training loss of both our proposed scheme and the random selection scheme gradually decreases to zero, but the random selection scheme ends in time slot 1150, while our proposed scheme lasts until time slot 1400.

VII. CONCLUSION

In this paper, we considered a federated edge learning system for vehicular networks and proposed a new vehicle selection scheme for each edge server, which not only ensures the stability of the edge server's cache queue but also improves the learning model accuracy where more vehicular statuses, including remaining data amount, communication quality, remaining energy and survivability are taken into account. Simulation results demonstrated that our proposed scheme can significantly improve learning accuracy while ensuring queueing stability as compared to other baseline algorithms.

REFERENCES

- [1] Vivienne Sze, Yu-Hsin Chen, Tien-Ju Yang, and Joel S. Emer. Efficient processing of deep neural networks: A tutorial and survey. *Proceedings of the IEEE*, 105(12):2295–2329, 2017.
- [2] Ning Fei, Yi Zhuang, Jingjing Gu, Jiannong Cao, and Liang Yang. Privacy-preserving relative location based services for mobile users. *China Communications*, 12(5):152–161, 2015.
- [3] Youngbin Im, Carlee Joe-Wong, Sangtae Ha, Soumya Sen, Ted “Taekyoung” Kwon, and Mung Chiang. Amuse: Empowering users for cost-aware offloading with throughput-delay tradeoffs. *IEEE Transactions on Mobile Computing*, 15(5):1062–1076, 2016.
- [4] Lei Yang, Jiannong Cao, Hui Cheng, and Yusheng Ji. Multi-user computation partitioning for latency sensitive mobile cloud applications. *IEEE Transactions on Computers*, 64(8):2253–2266, 2015.
- [5] Qiong Wu, Hongmei Ge, Pingyi Fan, Jiangzhou Wang, Qiang Fan, and Zhengquan Li. Time-dependent performance analysis of the 802.11p-based platooning communications under disturbance. *IEEE Transactions on Vehicular Technology*, 69(12):15760–15773, 2020.
- [6] Qiong Wu, Yu Zhao, and Qiang Fan. Time-dependent performance modeling for platooning communications at intersection. *IEEE Internet of Things Journal*, pages 1–1, 2022.
- [7] H. B. McMahan, E. Moore, D. Ramage, S. Hampson, and Bay Arcas. Communication-efficient learning of deep networks from decentralized data. 2016.
- [8] Jakub Konen, B. McMahan, and D. Ramage. Federated optimization: distributed optimization beyond the datacenter. *Mathematics*, 2015.
- [9] Siqi Luo, Xu Chen, Qiong Wu, Zhi Zhou, and Shuai Yu. Hfel: Joint edge association and resource allocation for cost-efficient hierarchical federated edge learning. *IEEE Transactions on Wireless Communications*, 19(10):6535–6548, 2020.
- [10] Qiong Wu, Ziyang Wan, Qiang Fan, Pingyi Fan, and Jiangzhou Wang. Velocity-adaptive access scheme for mec-assisted platooning networks: Access fairness via data freshness. *IEEE Internet of Things Journal*, 9(6):4229–4244, 2022.
- [11] K. Bonawitz, H. Eichner, W. Grieskamp, D. Huba, A. Ingerman, V. Ivanov, C. Kiddon, Jakub Konen, S. Mazzocchi, and H. B. McMahan. Towards federated learning at scale: System design. 2019.
- [12] Qunsong Zeng, Yuqing Du, and Kaibin Huang. Wirelessly powered federated edge learning: Optimal tradeoffs between convergence and power transfer. *IEEE Transactions on Wireless Communications*, 21(1):680–695, 2022.
- [13] Zhongming Ji, Li Chen, Nan Zhao, Yunfei Chen, Guo Wei, and F. Richard Yu. Computation offloading for edge-assisted federated learning. *IEEE Transactions on Vehicular Technology*, 70(9):9330–9344, 2021.
- [14] Joohyung Jeon, Soohyun Park, Minseok Choi, Joongheon Kim, Young-Bin Kwon, and Sungrae Cho. Optimal user selection for high-performance and stabilized energy-efficient federated learning platforms. *Electronics*, 9(9), 2020.
- [15] Miao Du, Kun Wang, Zhuoqun Xia, and Yan Zhang. Differential privacy preserving of training model in wireless big data with edge computing. *IEEE Transactions on Big Data*, 6(2):283–295, 2020.
- [16] Jinke Ren, Guanding Yu, and Guangyao Ding. Accelerating dnn training in wireless federated edge learning systems. *IEEE Journal on Selected Areas in Communications*, 39(1):219–232, 2021.
- [17] Mohammad Mohammadi Amiri, Tolga M. Duman, Deniz Gündüz, Sanjeev R. Kulkarni, and H. Vincent Poor. Blind federated edge learning. *IEEE Transactions on Wireless Communications*, 20(8):5129–5143, 2021.
- [18] Guangxu Zhu, Yong Wang, and Kaibin Huang. Broadband analog aggregation for low-latency federated edge learning. *IEEE Transactions on Wireless Communications*, 19(1):491–506, 2020.
- [19] Hang Liu, Xiaojun Yuan, and Ying-Jun Angela Zhang. Csit-free model aggregation for federated edge learning via reconfigurable intelligent surface. *IEEE Wireless Communications Letters*, 10(11):2440–2444, 2021.

- [20] Afaf Taïk, Zoubeir Mlika, and Soumaya Cherkaoui. Data-aware device scheduling for federated edge learning. *IEEE Transactions on Cognitive Communications and Networking*, 8(1):408–421, 2022.
- [21] Xiaopeng Mo and Jie Xu. Energy-efficient federated edge learning with joint communication and computation design. *Journal of Communications and Information Networks*, 6(2):110–124, 2021.
- [22] Guangxu Zhu, Yuqing Du, Deniz Gündüz, and Kaibin Huang. One-bit over-the-air aggregation for communication-efficient federated edge learning: Design and convergence analysis. *IEEE Transactions on Wireless Communications*, 20(3):2120–2135, 2021.
- [23] Jinke Ren, Yinghui He, Dingzhu Wen, Guanding Yu, Kaibin Huang, and Dongning Guo. Scheduling for cellular federated edge learning with importance and channel awareness. *IEEE Transactions on Wireless Communications*, 19(11):7690–7703, 2020.
- [24] Tian Wang, Yan Liu, Xi Zheng, Hong-Ning Dai, Weijia Jia, and Mande Xie. Edge-based communication optimization for distributed federated learning. *IEEE Transactions on Network Science and Engineering*, pages 1–1, 2021.
- [25] Xi Lin, Jun Wu, Jianhua Li, Xi Zheng, and Gaolei Li. Friend-as-learner: Socially-driven trustworthy and efficient wireless federated edge learning. *IEEE Transactions on Mobile Computing*, pages 1–1, 2021.
- [26] Abdullatif Mohammed Albaseer, Mohamed Abdallah, Ala Al-Fuqaha, and Aiman Erbad. Fine-grained data selection for improved energy efficiency of federated edge learning. *IEEE Transactions on Network Science and Engineering*, pages 1–1, 2021.
- [27] Yinghui He, Jinke Ren, Guanding Yu, and Jiantao Yuan. Importance-aware data selection and resource allocation in federated edge learning system. *IEEE Transactions on Vehicular Technology*, 69(11):13593–13605, 2020.
- [28] Liqun Su and Vincent K. N. Lau. Data and channel-adaptive sensor scheduling for federated edge learning via over-the-air gradient aggregation. *IEEE Internet of Things Journal*, 9(3):1640–1654, 2022.
- [29] Yuxuan Sun, Sheng Zhou, Zhisheng Niu, and Deniz Gündüz. Dynamic scheduling for over-the-air federated edge learning with energy constraints. *IEEE Journal on Selected Areas in Communications*, 40(1):227–242, 2022.
- [30] Shengli Liu, Guanding Yu, Rui Yin, Jiantao Yuan, Lei Shen, and Chonghe Liu. Joint model pruning and device selection for communication-efficient federated edge learning. *IEEE Transactions on Communications*, 70(1):231–244, 2022.
- [31] Tianyi Zhou, Xuehua Li, Chunyu Pan, Mingyu Zhou, and Yuanyuan Yao. Multi-server federated edge learning for low power consumption wireless resource allocation based on user qoe. *Journal of Communications and Networks*, 23(6):463–472, 2021.
- [32] Xiaowen Cao, Guangxu Zhu, Jie Xu, Zhiqin Wang, and Shuguang Cui. Optimized power control design for over-the-air federated edge learning. *IEEE Journal on Selected Areas in Communications*, 40(1):342–358, 2022.
- [33] Dian Fan, Xiaojun Yuan, and Ying-Jun Angela Zhang. Temporal-structure-assisted gradient aggregation for over-the-air federated edge learning. *IEEE Journal on Selected Areas in Communications*, 39(12):3757–3771, 2021.
- [34] Naram Mhaisen, Alaa Awad Abdellatif, Amr Mohamed, Aiman Erbad, and Mohsen Guizani. Optimal user-edge assignment in hierarchical federated learning based on statistical properties and network topology constraints. *IEEE Transactions on Network Science and Engineering*, 9(1):55–66, 2022.
- [35] Huizi Xiao, Jun Zhao, Qingqi Pei, Jie Feng, Lei Liu, and Weisong Shi. Vehicle selection and resource optimization for federated learning in vehicular edge computing. *IEEE Transactions on Intelligent Transportation Systems*, pages 1–15, 2021.
- [36] Michael Neely. *Stochastic Network Optimization with Application to Communication and Queueing Systems*. 2010.
- [37] Guan-Yi Liu, Tsung-Yu Chang, Yung-Chun Chiang, Po-Chiang Lin, and Jeich Mar. Path loss measurements of indoor lte system for the internet of things. *Applied Sciences*, 7(6), 2017.

- [38] Hongbiao Zhu, Qiong Wu, Xiao-Jun Wu, Qiang Fan, Pingyi Fan, and Jiangzhou Wang. Decentralized power allocation for mimo-noma vehicular edge computing based on deep reinforcement learning. *IEEE Internet of Things Journal*, pages 1–1, 2021.
- [39] Yousef AlNagar, Sameh Hosny, and Amr A. El-Sherif. Towards mobility-aware proactive caching for vehicular ad hoc networks. In *2019 IEEE Wireless Communications and Networking Conference Workshop (WCNCW)*, pages 1–6, 2019.
- [40] Mohammad Shojafar, Nicola Cordeschi, Danilo Amendola, and Enzo Baccarelli. Energy-saving adaptive computing and traffic engineering for real-time-service data centers. In *2015 IEEE International Conference on Communication Workshop (ICCW)*, pages 1800–1806, 2015.
- [41] M. Gudmundson. Correlation model for shadow fading in mobile radio systems. *Electronics Letters*, 27(23):P.2145–2146, 1991.
- [42] Rosa L Figueroa, Qing Zeng-Treitler, Sasikiran Kandula, and Long H Ngo. Predicting sample size required for classification performance. *Bmc Med Inform Decis Mak*, 12(1):8, 2012.