

BERT4Loc: BERT for Location - POI Recommender System

Syed Raza Bashir

Department of Computer Science
Toronto Metropolitan (formerly Ryerson) University
Toronto, Canada
syedraza.bashir@ryerson.ca

Vojislav Mistic

Department of Computer Science
Toronto Metropolitan (formerly Ryerson) University
Toronto, Canada
vmistic@ryerson.ca

Abstract— Recommending points of interest is a difficult problem that requires precise location information to be extracted from a location-based social media platform. Another challenging and critical problem for such a location-aware recommendation system is modelling users' preferences based on their historical behaviors. We propose a location-aware recommender system based on Bidirectional Encoder Representations from Transformers for the purpose of providing users with location-based recommendations. The proposed model incorporates location data and user preferences. When compared to predicting the next item of interest (location) at each position in a sequence, our model can provide the user with more relevant results. Extensive experiments on a benchmark dataset demonstrate that our model consistently outperforms a variety of state-of-the-art sequential models.

Keywords—location, point-of-interest, BERT, transformer, deep neural network.

I. INTRODUCTION

The era of mobile networks is rapidly approaching owing to the rapid expansion of mobile communication and the internet. As smart terminals such as mobile phones and iPads have become increasingly popular, determining the geographic location of users has become much easier. Location-based mobile social networks (LBSN) are fast gaining popularity, with well-known sites such as Foursquare¹ and Gowalla². Users can check-in at any time and from any location on major social networking sites, as well as rate or comment on Point of interest (POI). The user can also create their social network, where they can exchange POI with others that have similar interests to their own. On the other hand, the amount of information and the number of users on the mobile internet has been expanding exponentially, and the conflict between the limited network resources and the increasing network needs of users has been increasingly apparent. To determine how to accurately and efficiently extract users' behavioural characteristics, analyze their interests and needs, and to make personalized POI recommendations, we need to explore algorithms that can accurately capture users' characteristics.

The POI recommendation system based on LBSN is more challenging than the standard recommendation algorithm. This is because POI recommendations include a range of contextual data such as the user's check-in time, social network, POI category information, geographical location, and so on. In addition, the users' interests also change over time and from place to place. Furthermore, because the fraction of POIs visited by users is generally quite limited, data sparsity – namely, absence of sufficient data points in a dataset [1] – is a huge problem. To provide personalised POI recommendations to users, we must properly integrate the hotspots and model the data collected from them.

This paper presents a POI recommendation model based on Bidirectional Encoder Representations from Transformers (BERT) [2]. BERT is a Natural Language Processing (NLP) model proposed by researchers at Google Research in 2018. It has achieved state-of-the-art accuracy on many NLP problems such as general language understanding, classification, summarization, translation and related tasks [3].

Recently, the deep neural network-based models have demonstrated state-of-the-art success in many Artificial Intelligence (AI) applications, such as health science, news, entertainment and so. The Transformer-based models are the latest deep learning models that adopts the mechanism of self-attention [4], differentially weighting the significance of each part of the input data. In this paper, we propose a novel deep learning approach for recommending POIs to the users, by leveraging the BERT model [5] to understand POI's information and relevance. We adapt the masked language modelling (MLM) and next sentence prediction tasks from the natural language context to the location-aware context. We choose to work with BERT because it is a Transformer-based model that is trained to predict “masked” items (e.g., POIs in our research work) from a user's history. BERT can also handle sequential data and time-ordered user sequences with high accuracy. Sequential modeling helps us to predict what action the user will perform next, based on his past preferences.

The steps of our work can be summarized as (1) We construct the user's history in the form of a time-sorted list of POIs; (2) we replace some of those POIs with a token [MASK]

¹ <https://foursquare.com/>

² <https://snap.stanford.edu/data/loc-gowalla.html>

using the Masked Language Modeling (MLM) task; (3) then, we train our model to a POI dataset such as Yelp³ to predict the correct values of the masked POIs. By doing this, our model not only learns the useful representations for each POI, it also models the important patterns that exist between different POIs. As our recommendation model is based on the BERT model, we name it as BERT4Loc (Bidirectional Encoder Representations from Transformers for Location). The following are the paper's primary contributions:

- 1) We propose BERT4Loc to capture users' sequential interactions and to make full use of location information to recommend POIs to users.
- 2) We use the Bayesian Personalized Ranking (BPR) [6] function during the training task. BPR is a pairwise personalized ranking loss that is derived from the maximum posterior estimator. By using BPR, we optimize the training task in the pair-wise way, which maximizes the difference between the positive and negative pairs. BPR assumes that the user prefers the positive item over all other non-observed (negative) items.
- 3) We test BERT4Loc on a real-world dataset, and the results shows that our model outperforms state-of-the-art locations-aware recommender systems.

The rest of the paper is organized as follows: Section II describes related work. Section III presents the proposed methodology and Section IV describes the experimental setup. Section V discusses the results and analysis. Finally, Section VI concludes the paper.

II. RELATED WORK

This section covers some state-of-the-art social recommender systems.

Social recommendation models are recommender systems that target the social media domain [7] such as Facebook, Instagram, Twitter. In essence, social recommender systems are based on the assumption that the users who share behavioural preferences are more likely to form connections with each other. SocialMF [8] is a social recommender system that learns the users' preferences using the basic matrix decomposition model and then builds the profile by using the information of user's friends. SoReg [9] method is another social recommender that solves the SocialMF overfitting problem. Additionally, SoReg profiles a user to ensure that he or she has distinct social influences on his or her friends, rather than just requiring them to conform to the preferences of all their friends. TrustSVD [10], another social recommender system, models the implicit behavioural data and social relationship of users. By incorporating implicit information about the user's network, this model brings the user's feature representation closer to actual application scenarios.

In 2016, Google proposed the Wide&Deep [11] approach, which used deep learning to model user-item interactions, which has arisen a lot of interest in the recommendation systems among the research community. This model has inspired several other models, including DeepFM [12], Deep & Cross [13], NFM (Neural Factorization Machines) [14], AFM (Attentional Factorization Machines) [15], DIN (Deep Interest Network) [16], and others. Deep learning-based recommender systems can

also model the sequential relationships among users and items. Sequential recommender systems [17] also model the real-life interactions between users' actions before and after they have consumed an item. For example, in a location recommendation station, when a person visits a place, it is more appropriate to recommend other POIs that are nearby and related to the user's current and past visited POIs.

As the science of natural language processing progressed, so did the sequential recommendation model. From the initial Markov Chain [18], through the following Recurrent Neural Network (RNN), Convolutional Neural Network (CNN) model, and now the popular Transformer [5][4], there has been a lot of progress. The SASRec [19] sequence recommendation model is based on the self-attention mechanism [4] which is used to model past user behaviour and retrieve more useful information from a given data that can be used for top-k recommendations also. On top of the WDL (Wide and Deep Learning Network), [20] developed the Behavior Sequence Transformer (BST) [21] model which model followed the popular Embedding and Multi-Layer Perceptron (MLP) paradigm, wherein the previous click item and related features were first embedded into a low-dimensional vector and then entered the MLP. The most significant distinction between BST and WDL is the addition of a Transformer layer, which learns to better represent the items the user has clicked on by capturing the underlying sequential signals that were captured previously. Currently, BST is being used in the Rank stage of Taobao recommendation [21], where it provides recommendation services to hundreds of millions of consumers on a daily basis. BERT4Rec [16], another Transformer-based recommender, interprets the sequence of user action as if it were a text sequence. However, this model lacks the user modeling and contextual information.

In this work, we use the BERT model for the POI recommendations. We include more item (POI) information, and we also include more user's features including their social relationships. Our model is trained on a real-world dataset and can be used in real-time for POI recommendations.

III. METHODOLOGY

We formalize the problem and introduce our training data and training objectives in this section.

A. Problem Definition

We treat the problem of recommending POI item to a user based on him/her previous sequence of interactions with the POI items.

Let $\mathcal{U} = \{u_1, u_2, \dots, u_{|\mathcal{U}|}\}$ be a set of users, $\mathcal{V} = \{v_1, v_2, \dots, v_{|\mathcal{V}|}\}$ set of items and the list of interactions of user $u \in \mathcal{U}$ with $\mathcal{S}_u = \{v_1^u, v_2^u, \dots, v_{n_u}^u\}$, where user u has interacted with item $v_t^u \in \mathcal{V}$ at the relative time step t . We denote every item $v \in \mathcal{V}$ with a set of keywords $\mathcal{K}_v = \{k_1, k_2, \dots, k_{|\mathcal{K}_v|}\}$ describing each item v . We refer to set \mathcal{K} as the side (metadata) information related to the item. Given the history \mathcal{S}_u with the additional meta information $\mathcal{K}_{v_t^u}$ for every $v_t^u \in \mathcal{S}_u$, the POI recommendation task is to predict the next item $v_{n_u+1}^u$ in the sequence of user's interaction.

³ <https://www.yelp.com/dataset>

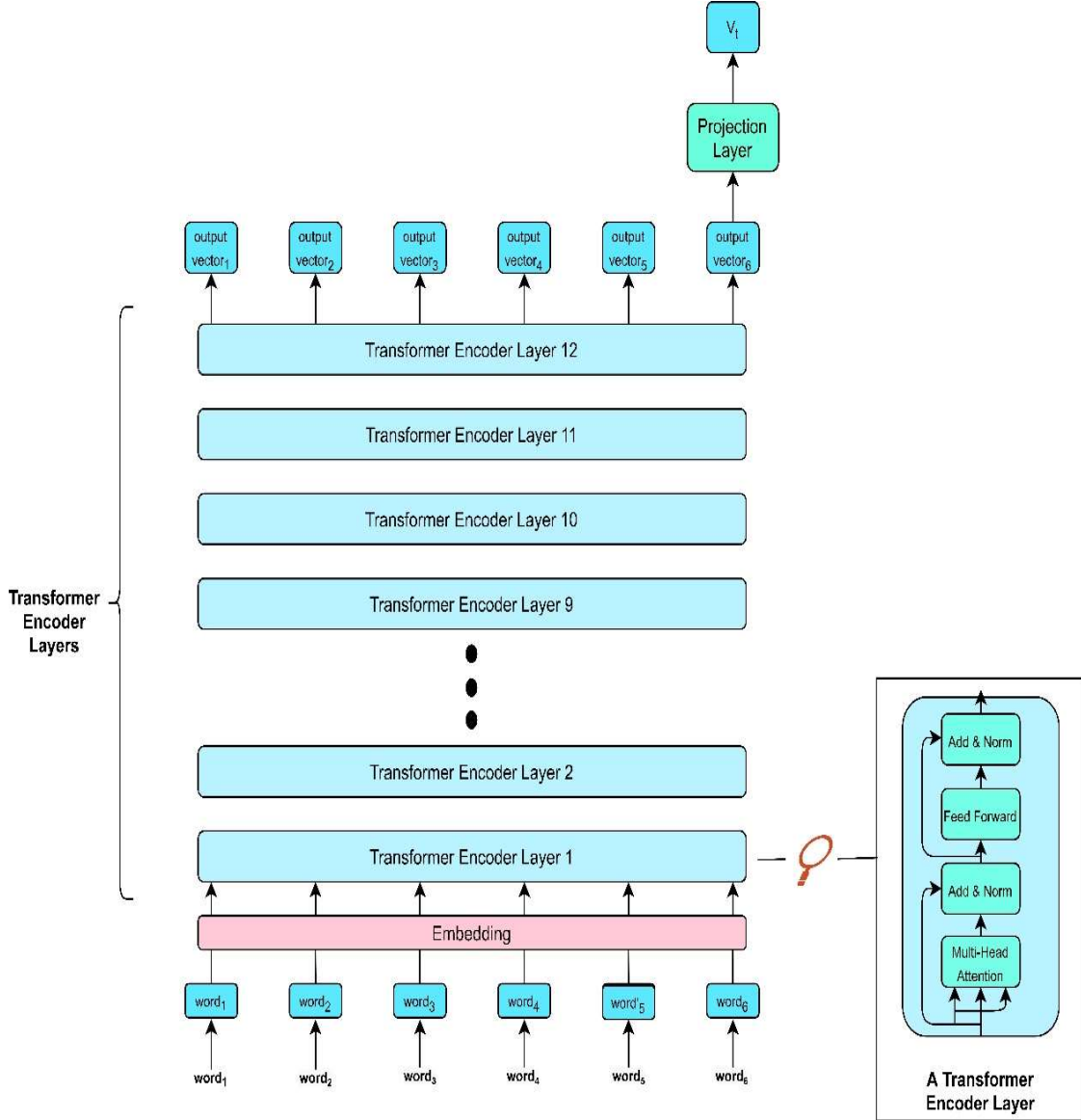


Fig. 1: BERT4Loc Architecture

We take inspiration from the idea of the deep bidirectional self-attention model BERT, which is used for language modeling, to the sequential recommendation task. The modified model for BERT4Loc is shown in Fig. 1, which consists of three different layers, which are discussed next:

- 1) *Embedding layer*: This layer learns a representation of the inputs, which is the POI (business) ID and the associated side information (e.g., business category). The output of embedding layer is fed to the next layer Transformer layer.
- 2) *Transformer layer*: This layer consists of \mathcal{L} layers of Transformer blocks, we use 12 layers and 12 attention heads. Each transformer takes in a list of token embeddings and produces the same number of embeddings on the output (with feature values changed after transformation). The output of final Transformer block goes to the projection layer.

- 3) *Projection layer*: This layer projects the learned hidden representation by the previous layer to the item space for prediction using a softmax layer. We use the Cloze [22] task for training, where the model has to predict randomly masked items in the interaction sequence. The goal is to predict the item that is masked.

To include the side information, which is the descriptions of items as an side information, we make the following two modifications in the original BERT4Rec model.

There are two different embeddings in the BERT4Rec model: (i) an embedding $E_V \in \mathbb{R}^{|V| \times d}$ of the POI (item) identifier and (ii) an additional embedding $E_P \in \mathbb{R}^{\mathcal{N} \times d}$ for the position of the items in the sequence for the Transformer blocks, where \mathcal{N} is the input sequence length. The input to the Transformer layer is the sum of item embedding e_t and the positional embedding p_t for every sequence step t , which can

be denoted as $\mathbf{h}_t^0 = \mathbf{e}_t + \mathbf{p}_t$. In this work, we add an additional embedding \mathbf{h}_t of the keywords \mathcal{K}_{v_t} of item v_t , which represents the side information as summand: $\mathbf{h}_t^0 = \mathbf{e}_t + \mathbf{p}_t + \mathbf{h}_t$. To perform these steps, we merge all keywords of item v_t into a super keyword $K_{v_t}^{u*}$ and then embeds this using $E_{\mathcal{K}^*} \in \mathbb{R}^{|\mathcal{K}^*| \times d}$, where \mathcal{K}^* is the set of all possible keyword combinations. Then we encode the categories as a multi-hot vector, which is scaled to the embedding size d using a linear layer. The keyword descriptions are masked accordingly while training and evaluation.

The last hidden state of the \mathcal{L} -th Transformer layer $\mathbf{h}_t^{\mathcal{L}}$ of the masked item v_t at time step t is used as a linear layer with the GELU as the activation function. This projection layer is final part of the model to decide which item to recommend.

B. Model Training

In the training process, we use binary cross-entropy to calculate the loss. We predict users' preference scores on POI items and recommend top-scoring POI items in the prediction process. We use a sampled-based ranking [23], [24], where each positive item is paired with X sampled negative items in uniform distribution. We chose the 100 sampled negative items in uniform distribution based on a preliminary experiment.

IV. EXPERIMENTAL SETUP

In this section, we elaborate the experiment setup.

A. Data Set

In this paper, we used the Yelp Dataset⁴, which can be found on Yelp website. The dataset contains 1.6M reviews and 500K tips by 366K users for 61K businesses; 481K business attributes, such as hours, parking availability, ambience; and check-ins for each of the 61K businesses were gathered over time via a social network of 366K people for a total of 2.9M social edges. Precisely, it includes the data of 61184 businesses, 1569264 reviews and 366715 users. We used the following information from the dataset, as shown below:

```
{ 'type': 'review',
  'business id': (encrypted business or location id),
  'user id': (encrypted user id),
  'stars': (1-5 star rating),
  'text': (review text),
  'date': (date, formatted like '2016-05-30'),
  'votes': (vote type: funny, useful, cool): (count) }
```

We convert all numeric ratings or the presence of a review to implicit feedback of 1 in this work (i.e., the user interacted with the item). Following that, we group the interaction records by users and construct the interaction sequence for each user by sorting the interaction records by timestamps.

We also perform some analysis on our data, which is shown below in Fig. 2. It shows the number of businesses listed in different cities around the world. So, our dataset is covering a wide range of business places.

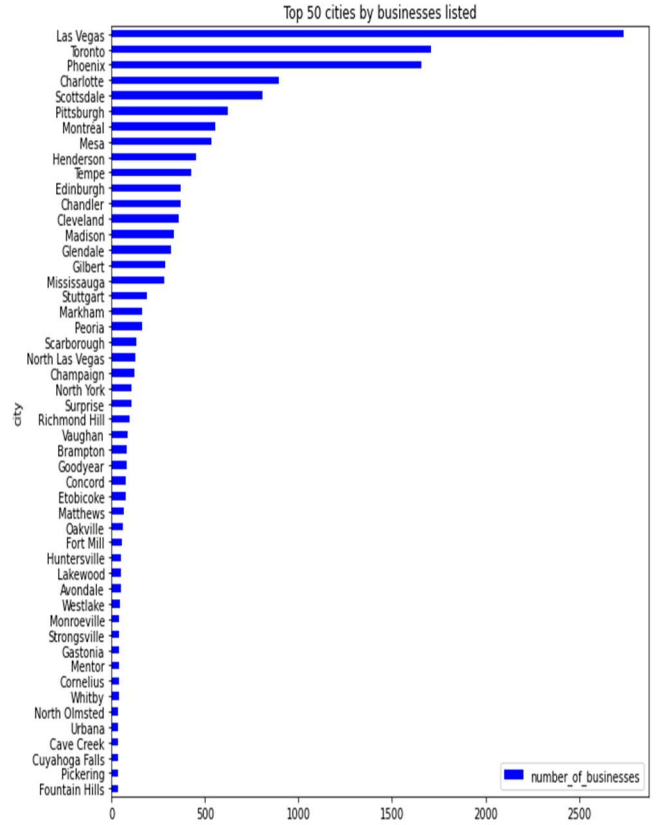


Fig. 2: No. of businesses listed in different cities around the world

Since reviews is an important piece of information in our work, so we also analyze the data to find cities with most reviews and best ratings for their businesses and it is shown in Fig. 3.

city	review_count	stars
Las Vegas	161325.0	3.710267
Phoenix	58722.0	3.657419
Toronto	42528.0	3.475424
Scottsdale	26709.0	3.933251
Charlotte	25480.0	3.554627
Pittsburgh	18290.0	3.602564
Henderson	16665.0	3.808628
Tempe	15605.0	3.754717
Mesa	12372.0	3.635514
Chandler	11016.0	3.843243

Fig. 3: Cities with most reviews and best ratings

⁴ <https://www.yelp.com/dataset>

V. RESULTS AND ANALYSIS

A. Overall Results

The comparison between our model and all the baselines is shown in Table I (bold is the best score).

TABLE I: PERFORMANCE OF ALL MODELS

Model	top@k	Precision	Recall	F1 - score	HR	NDCG
BERT4Loc (Proposed model)	10	0.32	0.35	0.33	0.82	0.32
	20	0.30	0.45	0.36	0.91	0.41
	50	0.30	0.61	0.40	0.92	0.51
MultiVAE	10	0.28	0.27	0.27	0.63	0.33
	20	0.23	0.39	0.29	0.78	0.32
	50	0.18	0.48	0.27	0.87	0.33
BERT4REC	10	0.34	0.25	0.28	0.25	0.12
	20	0.32	0.42	0.36	0.42	0.27
	50	0.22	0.48	0.30	0.56	0.30
RepeatNet	10	0.26	0.13	0.17	0.20	0.18
	20	0.21	0.24	0.23	0.23	0.20
	50	0.18	0.41	0.25	0.34	0.24
SASRecF	10	0.22	0.14	0.17	0.12	0.12
	20	0.20	0.18	0.19	0.16	0.15
	50	0.19	0.22	0.21	0.22	0.16
ENMF	10	0.12	0.14	0.13	0.20	0.17
	20	0.11	0.19	0.14	0.19	0.18
	50	0.10	0.20	0.14	0.24	0.20

Overall, we see in Table I that our proposed model has the best performance. This is shown by the highest recall, F1-score, HR and NDCG scores among all the baselines. Our model's precision is also quite close to the BERT4Rec precision, which is the highest. However, the recall, F1-score, HR and NDCG of our model is best among all the models.

Among the baselines, the BERT4Loc performs the best. BERT4Loc is a sequential recommender system that has shown good performance in recommendation scenarios. However, our model outperforms BERT4Loc, most likely because our model considers rich user-item features. The BERT4Loc, on the other hand, is intended to input a few user-item features without taking into account rich contextual features. Though we give the same input features to all baselines, the ability of a model (like our model) to accommodate rich contextual features by default, increases its chances of providing better recommendations.

Then comes the performance of MultiVAE, RepeatNet, SASRecF and ENMF in the same order. MultiVAE is a collaborative filtering (CF) system and a non-linear probabilistic model. Based on CF approach, it can focus on the personalized recommendations, which identifies similarities between users/items to serve relevant recommendations.

According to our results, sequential recommenders i.e., SASRecF, and RepeatNet all have low-to-moderate accuracy. These models are based on session-based recommender systems [30]. Therefore, these models focus mostly on session-based tasks and do not consider the entire sequential history,

$$Recall@k = \frac{1}{|U|} \sum_{u \in U} \frac{|\hat{R}(u) \cap R(u)|}{|R(u)|} \quad (2)$$

Hit-Ratio (HR) is a way of calculating how many ‘hits’ are in a k sized list of ranked items. If there is at least one item that falls in the ground-truth set, it is called a hit. HR is defined in Equation (3).

$$HR@k = \frac{1}{|U|} \sum_{u \in U} \delta(\hat{R}(u) \cap R(u) \neq \emptyset) \quad (3)$$

Where $\delta(\cdot)$ is an indicator function, $\delta(\cdot) = 1$ if it is a hit and 0 otherwise. \emptyset denotes the empty set.

Normalized Discounted Cumulative Gain (NDCG) is a measure of ranking quality, where positions are discounted logarithmically. It accounts for the position of the hit by assigning higher scores to hits at top ranks. It is defined as in Equation (4).

$$NDCG@k = \frac{1}{|U|} \sum_{u \in U} \left(\frac{1}{\sum_{i=1}^{\min(|R(u)|, k)} \frac{1}{\log_2(i+1)}} \sum_{i=1}^k \delta(i \in R(u)) \frac{1}{\log_2(i+1)} \right) \quad (4)$$

where $\delta(\cdot)$ is an indicator function. We consider the values of top @k, where k is 10, 20 and 50.

C. Baselines

We have compared our models with the following baselines:

BERT4Rec [25]: Sequential Recommendation with Bidirectional Encoder Representations from Transformer, which employs the deep bidirectional self-attention to model user behavior sequences. We use Bayesian Personalized Ranking (BPR) (Rendle et al. 2012) as the loss function and maximize the difference between positive item and negative item.

MultiVAE [26]: Variational Autoencoders for Collaborative Filtering extends the variational autoencoders (VAEs) to collaborative filtering for implicit feedback. This model is a by default a non-sampling model so we also did not use any negative sampling in this method. We simply use the cross-entropy loss for this method as the loss function type.

ENMF [27]: Efficient Neural Matrix Factorization without Sampling for Recommendation is based on a Matrix Factorization architecture that learns from the whole training data to make recommendations. we use the cross-entropy as the loss function for this model.

SASRecF [28]: Feature-level Deeper Self-Attention Network for Sequential Recommendation that integrates heterogeneous features of items into feature sequences with different weights through an attention mechanism. We choose the BPR as the loss function.

RepeatNet [29]: Repeat Aware Neural Recommendation Machine for Session-based Recommendation that uses an encoder-decoder architecture to address repeat consumption in the session-based recommendation task. We choose the BPR as the loss function.

which is required to provide more personalized recommendations.

ENMF, another CF filtering method, exhibits low to average accuracy in these results. This suggests that we should probably extend such a model to include more contexts, sequential information, or other recommendation models in order to provide better recommendations to users.

The superiority of our model is attributed to its design that has the following distinctive attributes: 1) it considers the side information from the POI items in the item encoder; 2) it considers the contexts in the user model to better capture the sequential correlation of a user’s POI history and 3) our model is based on sequential recommenders; it implicitly considers both the short and long-term interests of users.

B. Effectiveness of different Evaluation Modes

We also test the effectiveness of different evaluation modes in this experiment. This experiment aims to see how effective various evaluation modes are and recommend the most viable option given our current experimental setup. We try the following modes of evaluation:

Full ranking: evaluating the model on all set of items.

Uniform X (uni-X): uniformly sample X negative items for each positive item in testing set, and evaluate the model on these positive items with their sampled negative items;

Popularity X (pop-X): sample X negative items for each positive item in testing set based on item popularity evaluate the model on these positive items with their sampled negative items.

The results for these evaluation modes are shown in Table II. In our initial experiments, we also try different values of uni-X and pop-X and find the 100 to be a better value for both X. To provide a high-level summary of different evaluation models. we take the average of top @k (10, 20 and 50) to show the precision, recall, HR, NDCG and F1 scores.

TABLE II: PERFORMANCE OF BERT4LOC USING DIFFERENT EVALUATION MODES

	Recall	Precision	HR	NDCG	F1
Uni-100	0.438	0.303	0.864	0.419	0.358
Pop-100	0.400	0.157	0.810	0.350	0.225
Full	0.412	0.167	0.832	0.361	0.237

Table II shows that the uni-100 has the highest accuracy scores. The pop-100 evaluation mode considers the 100 negative items for each positive item in the testing set based on item popularity, due to which some random recommendations are produced, and we see some lower accuracy scores. The model with full evaluation mode shows good accuracy after the uni-100 variant. Given the dataset size and computational resources, we find using the negative sampling technique (uni-X and pop-X) better than using the full evaluation mode.

C. Effects of the Length of the Recommendation List

We assess the recommendation accuracy for the top-k (k = [10, 100]) in Figure 2 and find that the model’s accuracy improves as the k value increases. However, after a certain point (after k=50), the accuracy of the recommendations begins to

decrease. This is because there may not be enough relevant items after a certain threshold of recommendations.

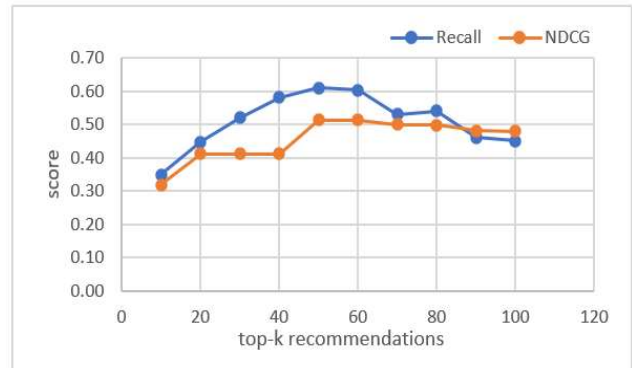


Fig. 6: Effects of Recommendation List Length on Performance

VI. CONCLUSION

The BERT architecture has been extremely successful in terms of language comprehension. We introduce a BERT for location-aware recommendations in this paper. Our model is built on top of the BERT architecture, which includes a user encoder, a POI item encoder, and a task for preference prediction and recommendation. We treat the problem of recommending POIs to a user as a sequential problem, with the task of predicting the user’s next POI of interest. Extensive experimental results on a real-world dataset demonstrate that our model outperforms established benchmarks.

Numerous possibilities remain to be explored. We need to evaluate our model using additional datasets. A worthwhile direction is to incorporate rich POI features into the model, such as those related to the location’s category. Another interesting direction for future work would be to incorporate more information into the user encoder of the model to enable explicit user modelling when users are logged in multiple times.

REFERENCES

- [1] M. Grčar, D. Mladenič, B. Fortuna, and M. Grobelnik, “Data Sparsity Issues in the Collaborative Filtering Framework,” in *Advances in Web Mining and Web Usage Analysis*, 2006, pp. 58–76.
- [2] J. Devlin, M. W. Chang, K. Lee, and K. Toutanova, “BERT: Pre-training of Deep Bidirectional Transformers for Language Understanding,” *NAACL HLT 2019 - 2019 Conf. North Am. Chapter Assoc. Comput. Linguist. Hum. Lang. Technol. - Proc. Conf.*, vol. 1, pp. 4171–4186, Oct. 2018, Accessed: Jan. 23, 2022. [Online]. Available: <https://arxiv.org/abs/1810.04805v2>.
- [3] S. Rendle, “Factorization machines,” *Proc. - IEEE Int. Conf. Data Mining, ICDM*, pp. 995–1000, 2010, doi: 10.1109/ICDM.2010.127.
- [4] A. Vaswani *et al.*, “Attention Is All You Need.”
- [5] J. Devlin, M.-W. Chang, K. Lee, and K. Toutanova, “Bert: Pre-training of deep bidirectional transformers for language understanding,” *arXiv Prepr. arXiv1810.04805*, 2018.
- [6] S. Rendle, C. Freudenthaler, Z. Gantner, and L. Schmidt-Thieme, “BPR: Bayesian personalized ranking from implicit feedback,” *arXiv Prepr. arXiv1205.2618*, 2012.
- [7] I. Guy, “Social recommender systems,” in *Recommender Systems Handbook, Second Edition*, Springer, 2015, pp. 511–543.
- [8] M. Jamali and M. Ester, “A Matrix Factorization Technique with Trust Propagation for Recommendation in Social Networks,” in *Proceedings of the Fourth ACM Conference on Recommender Systems*, 2010, pp. 135–142, doi: 10.1145/1864708.1864736.
- [9] H. Ma, D. Zhou, C. Liu, M. R. Lyu, and I. King, “Recommender Systems with Social Regularization,” in *Proceedings of the Fourth*

ACM International Conference on Web Search and Data Mining, 2011, pp. 287–296, doi: 10.1145/1935826.1935877.

- [10] G. Guo, J. Zhang, and N. Yorke-Smith, “TrustSVD: Collaborative filtering with both the explicit and implicit influence of user trust and of item ratings,” *Proc. Natl. Conf. Artif. Intell.*, vol. 1, pp. 123–129, 2015.
- [11] A. Karatzoglou and B. Hidasi, “Wide & Deep Learning for Recommender Systems,” *RecSys 2017 - Proc. 11th ACM Conf. Recomm. Syst.*, pp. 396–397, 2017, doi: 10.1145/3109859.3109933.
- [12] H. Guo, R. Tang, Y. Ye, Z. Li, and X. He, “DeepFM: A Factorization-Machine based Neural Network for CTR Prediction.”
- [13] R. Wang, B. Fu, G. Fu, and M. Wang, “Deep & Cross Network for Ad Click Predictions,” 2017.
- [14] X. He and T.-S. Chua, “Neural Factorization Machines for Sparse Predictive Analytics *,” doi: 10.1145/3077136.3080777.
- [15] J. Xiao, H. Ye, X. He, H. Zhang, F. Wu, and T.-S. Chua, “Attentional Factorization Machines: Learning the Weight of Feature Interactions via Attention Networks *,” Accessed: Jan. 23, 2022. [Online]. Available: <https://github>.
- [16] Y. Feng *et al.*, “Deep interest network for click-through rate prediction,” *IJCAI Int. Jt. Conf. Artif. Intell.*, vol. 2019-Augus, pp. 2301–2307, 2019, doi: 10.24963/ijcai.2019/319.
- [17] M. Quadrona, P. Cremonesi, and D. Jannach, “Sequence-aware recommender systems,” *ACM Comput. Surv.*, vol. 51, no. 4, pp. 1–36, 2018.
- [18] B. Hidasi, A. Karatzoglou, L. Baltrunas, and D. Tikk, “SESSION-BASED RECOMMENDATIONS WITH RECURRENT NEURAL NETWORKS.”
- [19] W.-C. Kang and J. U. McAuley San Diego, “Self-Attentive Sequential Recommendation.”
- [20] Q. Chen, H. Zhao, W. Li, P. Huang, and W. Ou, “Behavior Sequence Transformer for E-Commerce Recommendation in Alibaba,” 2019, doi: 10.1145/3326937.3341261.
- [21] Q. Chen, H. Zhao, W. Li, P. Huang, and W. Ou, “Behavior Sequence Transformer for E-commerce Recommendation in Alibaba,” Accessed: Jan. 23, 2022. [Online]. Available: <https://www.taobao.com/>.
- [22] X. Wu, T. Zhang, L. Zang, J. Han, and S. Hu, ““ Mask and Infill”: Applying Masked Language Model to Sentiment Transfer,” *arXiv Prepr. arXiv1908.08039*, 2019.
- [23] D. Carraro and D. Bridge, “Debiased offline evaluation of recommender systems: A weighted-sampling approach,” in *Proceedings of the 35th Annual ACM Symposium on Applied Computing*, 2020, pp. 1435–1442.
- [24] W. Krichene and S. Rendle, “On Sampled Metrics for Item Recommendation,” *Proc. ACM SIGKDD Int. Conf. Knowl. Discov. Data Min.*, pp. 1748–1757, 2020, doi: 10.1145/3394486.3403226.
- [25] F. Sun *et al.*, “BERT4Rec: Sequential Recommendation with Bidirectional Encoder Representations from Transformer,” in *Proceedings of the 28th ACM International Conference on Information and Knowledge Management*, 2019, pp. 1441–1450, doi: 10.1145/3357384.3357895.
- [26] D. Liang, R. G. Krishnan, M. D. Hoffman, and T. Jebara, “Variational autoencoders for collaborative filtering,” in *Proceedings of the 2018 World Wide Web Conference*, 2018, pp. 689–698.
- [27] C. Chen, M. Zhang, Y. Zhang, Y. Liu, and S. Ma, “Efficient neural matrix factorization without sampling for recommendation,” *ACM Trans. Inf. Syst.*, vol. 38, no. 2, pp. 1–28, 2020.
- [28] T. Zhang *et al.*, “Feature-level deeper self-attention network for sequential recommendation,” in *IJCAI International Joint Conference on Artificial Intelligence*, 2019, vol. 2019-Augus, pp. 4320–4326, doi: 10.24963/ijcai.2019/600.
- [29] P. Ren, Z. Chen, J. Li, Z. Ren, J. Ma, and M. De Rijke, “Repeatnet: A repeat aware neural recommendation machine for session-based recommendation,” in *Proceedings of the AAAI Conference on Artificial Intelligence*, 2019, vol. 33, no. 01, pp. 4806–4813.
- [30] S. Wang, L. Cao, Y. Wang, Q. Z. Sheng, M. A. Orgun, and D. Lian, “A survey on session-based recommender systems,” *ACM Comput. Surv.*, vol. 54, no. 7, pp. 1–38, 2021.