

HiKonv: Maximizing the Throughput of Quantized Convolution With Novel Bit-wise Management and Computation

Yao Chen, Junhao Pan, Xinheng Liu, Jinjun Xiong, and Deming Chen, *Fellow, IEEE*

Abstract—Quantization for Convolutional Neural Network (CNN) has shown significant progress with the intention of reducing the cost of computation and storage with low-bitwidth data representations. There are, however, no systematic studies on how an existing full-bitwidth processing unit, such as ALU in CPUs and DSP in FPGAs, can be better utilized to deliver significantly higher computation throughput for convolution under various quantized bitwidths. In this study, we propose HiKonv, a unified solution that maximizes the throughput of convolution on a given underlying processing unit with low-bitwidth quantized data inputs through novel bit-wise management and parallel computation. We establish theoretical framework and performance models using a full-bitwidth multiplier for highly parallelized low-bitwidth convolution, and demonstrate new breakthroughs for high-performance computing in this critical domain. For example, a single 32-bit processing unit in CPU can deliver 128 binarized convolution operations (multiplications and additions), 13 4-bit convolution operations or 5 8-bit convolution operations with a single multiplication instruction, and a single 27×18 multiplier in the FPGA DSP core can deliver 60, 8 or 2 convolution operations with 1, 4 or 8-bit inputs in one clock cycle. We demonstrate the effectiveness of HiKonv on CPU and FPGA for both convolutional layers and a complete DNN model. On CPU, HiKonv outperforms the baseline implementation with 1 to 8-bit inputs and provides up to $7.6 \times$ and $1.4 \times$ performance improvements for 1-bit and 8-bit data inputs for 1-D convolution. For 2-D convolutional layer, HiKonv performs $2.74 \times$ and $3.19 \times$ over the baseline implementation for 4-bit signed and unsigned data inputs. HiKonv also provides over $2 \times$ latency improvement for a complete DNN model on both Intel and ARM CPUs. On FPGA, HiKonv solution enables a single DSP to process the same convolution operations that require multiple DSPs in conventional convolution method with a shorter processing latency. For binarized input, each DSP with HiKonv is equivalent up to 76.6 LUTs. Compared to the DAC-SDC 2020 champion model for FPGA, HiKonv achieves a $2.37 \times$ throughput improvement and $2.61 \times$ DSP efficiency improvement, respectively.

Index Terms—Quantization, convolution neural network, high throughput, bit-wise management, FPGA, DSP, multiplier.

1 INTRODUCTION

QUANTIZATION is a technique commonly used in the deployment of Deep Neural Network (DNN) models to reduce both memory consumption and execution time [1], [2], [3], [4], [5], [6]. It is typically done by approximating high-precision floating point numbers to low-bitwidth integers or fixed-point numbers. This is particularly important for modern DNN models, as many of them employ convolutional layers, which contain intensive multiplication and accumulation (MAC) operations [5], [6], [7], [8], [9]. Therefore, many novel quantization methods have been proposed in the literature to reduce the precision of weights, activations, and even gradients for DNNs while retaining high model accuracy [2], [3], [6], [8], [10].

However, the current deployment of quantized DNNs is not ideal, as there is no general support for quantized MACs without changing the underlying hardware [11], [12], [13],

[14], [15], [16]. Most hardware units have a high-bitwidth (such as 32 or 64 bits) MAC for either floating point numbers or integers [17], [18]. When they are used for quantized MACs, most of the bitwidths are left underutilized, wasting precious computing resources [18], [19], [20], [21]. Even with the 8-bit multi-data processing of the Advanced Vector Extensions (AVX) support in X86_64 architecture, processing a single 4-bit multiplication would still occupy the 8-bit data width with the remaining 4 bits simply wasted [18]. Waste becomes even more severe when either processing lower bitwidth (such as binary and ternary) data or utilizing a hardware unit with higher built-in bitwidths.

Reconfigurable hardware, such as FPGA, can alleviate some of the waste because of its bit-level flexibility for configuration, but it exhibits similar drawbacks, especially for FPGAs with high-precision digital signal processing (DSP) units [8], [17], [22], [23], [24], [25]. Without careful bit-wise management of inputs and outputs, deploying quantized DNNs on FPGAs with the given DSPs still wastes a lot of their computation capacity [7], [19], [20], [24].

In addition, there is no exploration of the relation of the low-level computing pattern of existing MAC or multiplication units to the target operation, which constrains further improvement of the processing performance. In this paper, we propose a novel solution, HiKonv, that maximizes the efficiency of the existing multiplication units when conducting convolution operation with quantized inputs, thus

- Yao Chen is with the Advanced Digital Sciences Center, Singapore, University of Illinois at Urbana-Champaign.
- Junhao Pan and Xinheng Liu are with the Department of Electrical and Computer Engineering, University of Illinois at Urbana-Champaign, Urbana, IL, USA.
- Jinjun Xiong is with the School of Engineering and Applied Sciences, University at Buffalo, Buffalo, NY, USA.
- Deming Chen is with the Department of Electrical and Computer Engineering, University of Illinois at Urbana-Champaign, Urbana, IL, USA.

Manuscript received Jul 14, 2022.

improving the throughput of quantized convolution on the arithmetic unit and reducing the end-to-end DNN computation latency. The major contributions of our HiKonv solution are as follows:

- We first show theoretically that HiKonv’s bit-wise management is universal, and it adopts a single high-bitwidth multiplier for multiple quantized convolutions in a single multiplication operation. This technique can be applied to arbitrarily quantized bitwidths with a given high-bitwidth multiplier unit.
- We then extend it to support arbitrary length of 1-D and 2-D convolutions with the corresponding bit management and computation.
- We build the theoretical analysis model that is used to explore the optimal design configurations with the given quantization bitwidths and the arithmetic unit.
- We provide two sets of implementations of HiKonv on general purpose processor and FPGA DSP, respectively, with different design considerations.
- Our experimental results further validate the general applicability of HiKonv, the effectiveness of the analytical model, and the performance improvement of our implementations. For example, our CPU-based implementation of HiKonv achieves up to $2.4\times$ and $2.03\times$ latency improvement for a 4-bit quantized DNN model on X86_64 CPU and ARM processor, respectively. The latency of our FPGA based implementation of the DNN model outperforms the state-of-the-art implementation by $2.37\times$.

Because of its generality, we believe that HiKonv opens up a new venue for further improving the hardware efficiency of DNN based inferences. It not only improves the throughput and latency for existing quantized DNN models on existing hardware, but also offers new opportunities for designing new hardware-friendly quantized DNN models or co-designing both the hardware and quantized DNN models [5], [26], [27], [28].

The rest of the paper is organized as follows. Section 2 surveys existing solutions for the processing of quantized convolutions. Section 3 introduces the preliminary information of our HiKonv solution, while Section 4 presents the theoretical deduction of the HiKonv solution together with the detailed throughput analysis for optimal design configuration. Section 5 shows the implementations of HiKonv on general-purpose processors and FPGAs with different design considerations. Section 6 presents the evaluation results. Finally, Section 7 concludes this paper.

2 RELATED WORKS

The existing solutions for quantized convolution processing rely on the quantized multiply and accumulation support of the underlying processing units. These solutions can be classified into two categories: 1) solutions with dedicated hardware architecture for quantized/low-precision arithmetic and 2) solutions that rely on optimized software library to utilize the existing processing units more efficiently, as shown in Table 1. Note that although modern General Purpose Processors (GPP) equipped with SIMD floating point processing units can also support certain low-bitwidth data processing, they belong to the software library

category because the processing units can also be used for other general arithmetic operations, i.e., AVX2 in X86_64 CPUs and SSE in ARM processors. To support generality, in this work, we will only focus on the main computing structure such as the Arithmetic and Logic unit (ALU) or the multiplier in the CPU or FPGA DSP instead of dedicated accelerator architecture.

2.1 Low-precision architecture

Because the bitwidth of the operations in DNNs can be reduced without compromising the model’s accuracy, low-precision processing units are popular choices for modern machine learning accelerators [2], [3], [8], [21], [33], [34], [35]. Numerous DNN accelerators build their own computation units aligned with the precision of the data inputs and benefit from the flexible data control down to a single bit.

Tensor Processing Units (TPUs) introduce 16-bit *bfloats* [36] instead of the 32-bit float32 data type, to achieve higher performance for TPU chips. Similarly, both modern datacenter GPUs and mobile GPUs start to support INT8 and INT4 for more efficient DNN inferences.

Bit Fusion [11] and BitBlade [12] propose novel architectures for dynamic bitwidth for data input with the granularity of 2 bits. They are constructed with an array of 2-bit \times 2-bit processing units that are dynamically fused to match the bitwidth of the individual DNN layers. BitBlade also has more advanced shift-add logic that saves significant silicon area [12].

Loom [15] adopts bit-serial multiplications to achieve the flexibility to support different bitwidths. However, the transpose computation, which converts input features into bit streams by packing bits with the same bit position into a word, must be performed before the bit-serial multiplication. The computation for transposing input features accounts for a significant amount of overhead in area and power consumption. To mitigate the overhead, Loom transposes the output features instead of the input features and then sends the transposed output features to inputs of the following layer. However, it still requires pre-processing of input features for the first layer.

Stripes [29] supports variable bitwidths for activations only, and variable precision configurations are supported for weights only in UNPU [14]. Both works adopt unique multipliers that partially support the bit-serial processing of one of the inputs for the multiplier as the core microarchitecture unit.

T-DLA [8] and FP-BNN [30] train the model with ternary and binary weights and carry out the convolution computation with dedicated LUT-based processing units in FPGAs, which would save DSP resources. However, T-DLA only supports ternary data type as inputs and FP-BNN requires retraining of the models to suit for the bitwidth requirement. Both of them are dedicated to certain bitwidths and not general for other bitwidth inputs.

2.2 Optimized software library

There are methods that pack/insert shorter bitwidth inputs into longer words and attempt to use the existing high-bitwidth computation units to improve the processing efficiency for quantized inputs [18], [19], [20], [31], [32], [37].

Table 1: Solutions for quantized data processing.

Category	Work	Method	Supported Bitwidth	Platform
Low-precision architecture	Bit Fusion [11]	2-bit×2-bit multiplier	(1-16)-bit	ASIC
	BitBlade [12]	2-bit×2-bit multiplier	(1-16)-bit	ASIC
	Loom [15]	bit serial multiplier	(1-16)-bit	ASIC
	Stripes [29]	partial serial MAC	(1-16)-bit	ASIC
	TDAL [8]	Ternary unit for multiplication	Ternary	FPGA
	FP-BNN [30]	XOR and shift adder replace MAC	Binary	FPGA
Optimized software library	UNPU [14]	LUT-based bit serial PE	(1-16)-bit	ASIC
	Clover [18]	Adoption of AVX2	4, 8,16,32	X86_64
	CMSIS-NN [31]	Efficient conversion to 16-bit	(1-16)-bit	ARM cortex-M
	PULP-NN [32]	Efficient instructions	INT1, 2, 4, 8	PULP RISC-V
	Xilinx-INT8 [20]	input data packing	≤ 8	FPGA DSP
	Xilinx-INT4 [19]	input data packing	≤ 4	FPGA DSP

These solutions are designed as software libraries to fully utilize the existing hardware units such as ALU and Floating Point Unit (FPU) in the X86_64 CPUs or ARM CPUs, etc. Here we consider the methods that do not involve the change of the existing hardware.

A library called *Clover* [18] adopts the AVX support of X86_64 architecture and further extends it with an optimized 4-bit data container that reduces the memory access overhead. It simply adopts the 8-bit channel supported by the AVX architecture to process 4-bit data, with an online 4-bit to 8-bit extension. Although performance of the system is improved the speed up is constrained by the number of the supported channels by the AVX architecture.

CMSIS-NN [31] is a set of software kernels for the execution of neural networks (NNs) on the ARM cortex-M CPUs, where the 16-bit single instruction multiple data (SIMD) MAC unit is used to process the low-bitwidth input data with a low-bitwidth to 16-bit conversion, i.e., 8-bit to 16-bit conversion. As the underlying MAC units only support 16-bit data inputs, all data with bitwidth lower than 16 is converted to 16-bit. Similar to *Clover*, the performance gain comes from efficient bitwidth conversion and full utilization of the 16-bit MAC channels.

PULP-NN [32] is a software library specifically designed for GAP-8 [38] processors. Each such processor contains 8 RISC-V cores with special DSP extensions. The execution of PULP-NN requires unique bit-wise operations, i.e., low bitwidth data unpacking, data quantization instructions, etc., that are supported by the processor. It supports sub-word size data to reduce the memory access cost and fully utilize the SIMD instructions to process data in parallel. It shows great efficiency due to the special instruction set which also limits its flexibility.

XILINX INT4 and INT8 [19], [20] support specifically for 4-bit and 8-bit processing on Xilinx FPGAs. They can be easily extended to process lower bitwidths than 4 and 8 by bitwidth extension. Particularly, both methods adopt existing 28×17 DSP units and pack the low-bitwidth data to the input ports to process two or four multiplication operations simultaneously, which improves the processing efficiency of the DSP. Although these solutions require the data to be either packed before sending to the DSP or use dedicated logic paths to pack the data during runtime, they use existing DSP units, and the solutions can be simply wrapped as High Level Synthesis (HLS) libraries, so these are considered as software solutions.

2.3 Motivation

Developing dedicated hardware solutions requires long design cycles and also loses the flexibility to handle changing data types if the accelerator’s data path is fixed to a specific bitwidth. Software solutions on existing structures improve processing efficiency for quantized operations only by fully utilizing memory bandwidth or increasing the concurrency by a small factor, e.g., 2 or 4 [19], [20]. Furthermore, none of the existing solutions takes into account the internal relation between multiplication and convolution and the potential to further improve the throughput of quantized convolutions. There are no theoretical studies to guide the flexible management of low-bitwidth convolution computations. Our work, HiKonv, fills these existing gaps and provides theoretical guidance for the best computational efficiency and throughput on either existing hardware architecture or on new bit-efficient processing units for flexible low-bitwidth convolution computation.

3 PRELIMINARY

Before we present our proposed HiKonv solution, we first review 1) input slicing for concurrency improvement and 2) the detailed operation and element indexing of a 1-D convolution.

3.1 Input-Slicing for Concurrency Improvement

Comparing to simply expanding the low-bitwidth data to a higher bitwidth alternative, typically 16 or 32 bits, the input slicing is a novel method used by current hardware units to process multiple low-bitwidth inputs concurrently [19], [20]. Particularly, the large input bitwidth is split into different pieces, each of which is called a slice to hold a low-bitwidth data. By taking advantage of the shift-addition of the intermediate results in a multiplication, input slicing uses the available bitwidth space to hold a number of data slices to improve the parallelism while still preserving the correct output. An example of INT4 optimization for the Xilinx DSP48E2 unit is shown in Figure 1, in which each of the inputs contains two slices [19].

The internal shift-add operation of the intermediate results in the large bitwidth multiplication enables four multiplications of data slices simultaneously. Since an $\text{INT4} \times \text{UINT4}$ multiplication generates a result that needs at least an 8-bit space, guard bits are added during the packing of the low-bitwidth data to guarantee the correctness of the result. Here, we define the term *guard bit* as the filling 1s

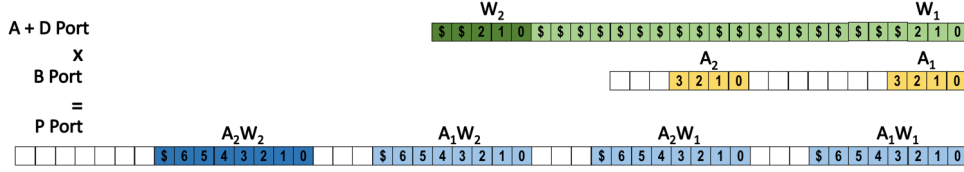


Figure 1: INT4 optimization on DSP48E2 [19].

or 0s between the packed data in the multiplicand for the purpose of preventing the overflow of the multiplication. The multiplication with the sliced inputs is represented as:

$$\begin{aligned} & (A_2 \cdot 2^{11} + A_1) \cdot (W_2 \cdot 2^{22} + W_1) \\ & = A_2 W_2 \cdot 2^{33} + A_1 W_2 \cdot 2^{22} + A_2 W_1 \cdot 2^{11} + A_1 W_1 \end{aligned} \quad (1)$$

The output of Equation 1 is the concatenation of four multiplication results with zeros between them due to the guard bits. This process accomplishes four multiplications in one operation cycle with a large bitwidth multiplier.

3.2 1-D Convolution

The conventional 1-D discrete convolution between an N -element sequence f and a K -element kernel g is denoted as $F_{N,K}(f, g)$. Here, we define the infinite-length sequence h as the zero extension of f with the index range of $(-\infty, \infty)$, as shown in Equation 2. The 1-D convolution is represented in Equation 3. Meanwhile, y is the output with $N+K-1$ non-zero elements.

$$h[n] = \begin{cases} f[n] & , 0 \leq n < N \\ 0 & , n < 0 \text{ or } n \geq N \end{cases} \quad (2)$$

$$y[m] = (h * g)[m] = \sum_{k=0}^{K-1} h[m-k]g[k] \quad (3)$$

Alternatively, y can be represented as an $(N+K-1)$ -element sequence with Equation 4. Each of the $y[m]$ involves a sequence of multiplication and addition operations.

$$y[m] = \sum_{k+n=m} h[n]g[k] \quad (4)$$

We can derive the total number of effective operations with respect to the multiplications and the accumulations in each $F_{N,K}(f, g)$ convolution. For multiplication, there are a total of K times of N product terms summed up to form the intermediate results, so the total number of multiplications performed in the 1-D convolution is $N \times K$. Meanwhile, the $N + K - 1$ set of product terms are summed up to form one element in the output sequence. By excluding zero products, we conclude that the total operation number in one $F_{N,K}(f, g)$ convolution in Equation 5.

$$\begin{aligned} \# \text{ of Ops} &= \# \text{ of Multiplications} + \# \text{ of Accumulations} \\ &= N \times K + (N \times K - (N + K - 1)) \\ &= N \times K + (N - 1)(K - 1) \end{aligned} \quad (5)$$

4 MULTIPLIER FOR CONVOLUTION

There are two observations from the input slicing and 1-D convolution:

- First, input slicing creates a set of multiplications and accumulations within the operation of a single large bitwidth multiplication.

- Second, 1-D convolution is constructed with multiplications and accumulations of a set of contiguous data from two different data sequences.

Inspired by these two observations, we further extend input slicing with a novel bit-wise management and generalize the solution for using a given hardware unit to process the maximum amount of low-bitwidth convolution operations concurrently. Furthermore, we provide theoretical guarantees for our solution.

First, we define the variables related to our exploration. As shown in Figure 2, we assume a given high-precision hardware unit that can multiply Bit_A -bit integer input A with Bit_B -bit integer input B and generate the product $Prod$. The bitwidths of A and B define the computation capability of the hardware unit, or more specifically, the multiplier, and thus determine the design setting of HiKonv specific to this unit. Convolution input f and kernel g are the two sequences of low-bitwidth integer values quantized to p and q bits, respectively. Note here, Figure 2 is for the case where all elements of the sequences f and g are unsigned integers to ease the presentation of the HiKonv solution, and later we will show the generality of HiKonv for both signed and unsigned values as inputs.

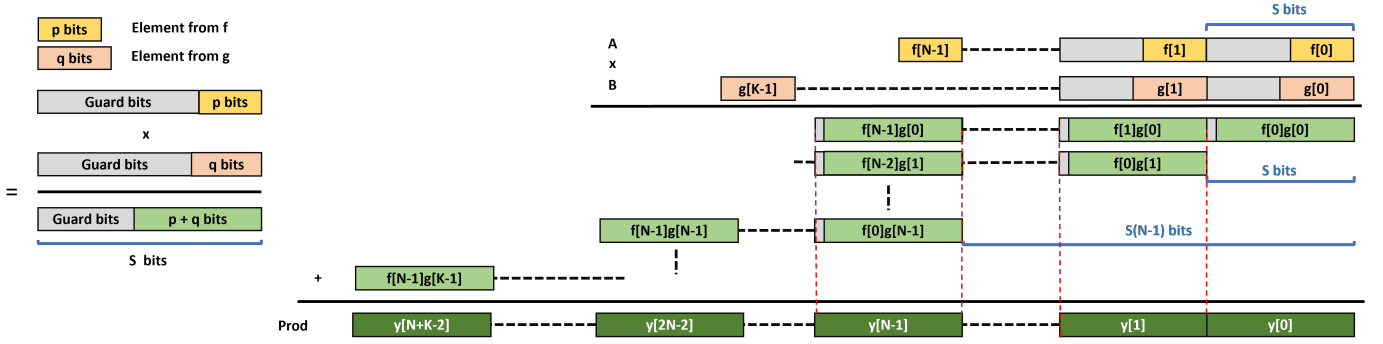
To determine how to load A and B with multiple convolution operands from f and g and perform the convolution between these operands, we define an additional variable S to be the size of a slice of input for both A and B as demonstrated on the left in Figure 2. The lower bits of each slice contain one element from f or g . To simplify the problem, we assume that N and K are the maximum numbers of elements from f and g that fit into A and B , respectively. Hence, the polynomial representations of A and B are:

$$\begin{aligned} A &= \sum_{n=0}^{N-1} f[n] \cdot 2^{S \cdot n} \\ B &= \sum_{k=0}^{K-1} g[k] \cdot 2^{S \cdot k} \end{aligned} \quad (6)$$

Although the intermediate results of the multiplication are invisible to us, we assume that the processing unit takes the most ideal way for the multiplication of two inputs, as shown in Figure 2. The entire multiplication is treated as the multiplication of slices in A with the corresponding slices in B followed by shifting the product left by S bits and accumulating the shifted result to the previous result. There are always $N \times K$ products between elements from f and g that are calculated and accumulated to form the output.

4.1 From Multiplication To Convolution

To use the product $Prod = A \times B$, we need to segment the output into an effective format for convolution. In order to segment the intermediate results, we extend the guard bits G_b definition that is introduced in [19]. The guard bits are

Figure 2: Binary view of the ideal process of $Prod = A \times B$.

not only to prevent overlaps between the effective product of two adjacent intermediate partial products but also to support the segmentation of the partial accumulations of vertically stacked outputs. Its length varies according to the maximum number of multiplication terms $f[n] \cdot g[k]$ that are summed together. For a single multiplier, with A and B as inputs, a maximum of $\min(K, N)$ terms are summed together for each output segment. Therefore, to ensure the correctness of the final results, each slice should be capable to hold both the guard bits and the bits of the p -bit and q -bit inputs for the production, respectively.

Theorem 1. Assuming a multiplier, with given A and B input multiplicands constructed from the N -element sequence f and the K -element sequence g , where f and g are quantized to p and q bits, respectively, with the guard bits G_b , we can obtain $N+K-1$ segments from the product $Prod = A \times B$ which are all short partial convolutions in the form of 1-D convolution.

Proof. Considering the guard bits, we can obtain:

$$S = \begin{cases} q + G_b, & p = 1, q \geq 1 \\ p + G_b, & q = 1, p \geq 1 \\ p + q + G_b, & \text{otherwise} \end{cases} \quad (7)$$

$$p + (N - 1)S \leq Bit_A \quad (8)$$

$$q + (K - 1)S \leq Bit_B \quad (9)$$

Thus, we represent the $A \times B$ multiplication with K intermediate stages. The intermediate stages are shifted left by S bits for every stage, and the effective vertical accumulation of the partial products in the segments from all the stages stacked together are aligned in S bits segment, as shown in Figure 2. Then, the multiplication is represented as:

$$\begin{aligned} Prod = A \times B &= \left(\sum_{n=0}^{N-1} f[n] \cdot 2^{S \cdot n} \right) \cdot \left(\sum_{k=0}^{K-1} g[k] \cdot 2^{S \cdot k} \right) \\ &= \sum_{m=0}^{N+K-2} \left(\sum_{n+k=m} (f[n] \cdot 2^{S \cdot n} \cdot g[k] \cdot 2^{S \cdot k}) \right) \\ &= \sum_{m=0}^{N+K-2} \left(\sum_{n+k=m} (f[n] \cdot g[k]) \cdot 2^{S \cdot m} \right) \end{aligned} \quad (10)$$

Different from general multiplications, convolution consists of a sequence of multiplications and accumulations. Referring to the form of the 1D convolution in Equation 4, the result of $Prod$ can be represented as:

$$Prod = \sum_{m=0}^{N+K-2} y[m] \cdot 2^{S \cdot m} \quad (11)$$

where intermediate accumulations form a 1-D convolution of two sequences in each of the output segments, and the total number of convolution segments is $N + K - 1$. We can easily deduce that the same procedure also works for signed data inputs. However, because of the impact of sign extension in two's complementary representation during input packing, each of the values in the slices in A and B needs to consider the sign bit of the value packed to its right side. Due to the same reason, $y[m]$ in each segment can only be obtained by considering the sign bit from the previous segment. Both the packing and output split are detailed in Section 5. \square

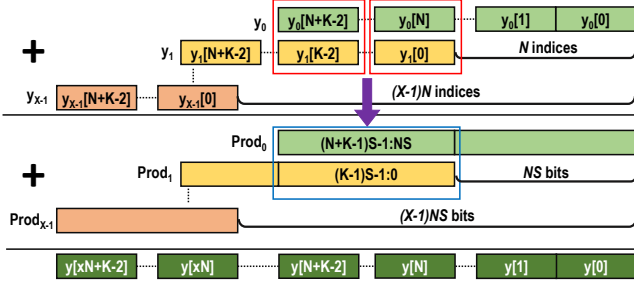
With the equations above, we can obtain a minimum guard bits value as $G_b = \lceil \log_2 \min(K, N) \rceil$, to ensure that the properly accumulated partial products will not overflow. According to the above, we can use a high-bitwidth multiplier to process two integers A and B to form $N + K - 1$ convolutions of low-bitwidth sequences.

4.2 1-D Convolution Extension

Now we have presented an efficient algorithm to use the multiplication unit on a hardware platform to perform the $F_{N,K}$ 1-D convolution. However, the size of N is limited by the bitwidth of the hardware multiplier, whereas most real-world applications have much larger input sizes. Moreover, the $F_{N,K}$ 1-D convolution is often used as a unit building block for other larger-scale convolution operations. Thus, we design a new algorithm to use the $F_{N,K}$ 1-D convolution to complete arbitrarily large size 1-D convolutions and any arbitrary convolutions. As shown in Figure 2, the order of the elements for these intermediate production is controlled by the order of the elements packed into the slices in A and B ; it allows us to devise different accumulation methods to provide flexibility to construct different convolutions beyond the partial convolution on a single multiplier.

Regarding $F_{N,K}$ as a basic operation, we extend it to the $F_{X \cdot N, K}$ convolution of a longer sequence by summing up the elements in output sequences of different $F_{N,K}$ convolutions.

Theorem 2. The output sequence $y = F_{X \cdot N, K}$ of a 1-D convolution between an $(X \cdot N)$ -element sequence f and a K -element filter g can be represented as the sum of index-shifted

Figure 3: Computation of $F_{X,N,K}$ 1-D convolution

output sequences $y_x = F_{N,K}(f_x, g)$, as shown in Equation 14. Here, $f_x = f[xN:(x+1)N-1]$ ($x \in [0, X-1]$).

Proof. Following Equation 2, we extend f and f_x sequences into zero extension sequences h and h_x . Then h is represented as the sum of the index-shifted sequence h_x :

$$h[n] = \sum_{x=0}^{X-1} h_x[n - xN] \quad (12)$$

According to Equation 3, the convolution output y is calculated with:

$$\begin{aligned} y[n] &= \sum_{k=0}^{K-1} h[n-k]g[k] \\ &= \sum_{k=0}^{K-1} \left(\sum_{x=0}^{X-1} h_x[n-xN-k] \right) g[k] \\ &= \sum_{x=0}^{X-1} \left(\sum_{k=0}^{K-1} h_x[n-xN-k]g[k] \right) \end{aligned} \quad (13)$$

Given that $y_x[n] = \sum_{k=0}^{K-1} h_x[n-k]g[k]$, we can represent the sequence y as the sum of the index-shifted y_x sequences.

$$y[n] = \sum_{x=0}^{X-1} y_x[n - xN] \quad (14)$$

□

Equation 14 reveals that the extended $F_{X,N,K}$ 1-D convolution is computed by a shift-accumulation pattern with $F_{N,K}$ base operation results. Figure 3 demonstrates how the elements in different y_x are summed up to the elements in y . Each computed y_x sequence is shifted xN indices and then summed up to form the element of y , which is marked by the red and blue square. In such a case, the guard bit of $G_b = \lceil \log_2 K \rceil$ is also adjusted with additional bits to prevent the partial results from overflow.

4.3 DNN Convolution Extension

Commonly, the convolution layer in DNN computes a feature map array $I[C_i][H_i][W_i]$ and a kernel array $W[C_o][C_i][K][K]$ for an output feature map array $O[C_o][H_o][W_o]$ (assuming $H_i = H_o + K - 1$ and $W_i = W_o + K - 1$) which can be represented as:

$$\begin{aligned} O[c_o][h][w] &= \\ & \sum_{c_i=0}^{C_i-1} \sum_{k_h=0}^{K-1} \sum_{k_w=0}^{K-1} I[c_i][h+k_h][w+k_w]W[c_o][c_i][k_h][k_w] \end{aligned} \quad (15)$$

With the inherent convolution computation pattern, we can compute a DNN convolution layer with $F_{N,K}$ 1-D convolution as the base operation, as shown in Theorem 3.

Theorem 3. For a DNN convolution, the output feature map can be computed using the $F_{X,N,K}$ 1-D convolution with the following equation:

$$O[c_o][h][w] = \sum_{c_i=0}^{C_i-1} \sum_{k_h=0}^{K-1} y_{c_i,c_o,h,k_h}[w+K-1] \quad (16)$$

Here, the term y_{c_i,c_o,h,k_h} is a 1-D convolution result with $X = \lceil \frac{W_i}{N} \rceil - 1$:

$$y_{c_i,c_o,h,k_h} = F_{X,N,K}(f, g) \quad (17)$$

where f and g are defined as:

$$\begin{aligned} f[w] &= \begin{cases} I[c_i][h+k_h][w], & 0 \leq h < H_i, 0 \leq i < W_i \\ 0, & \text{otherwise} \end{cases} \\ g &= W[c_o][c_i][k_h][K-1:0] \end{aligned} \quad (18)$$

Proof. For abbreviation, we denote the sequence y_{c_i,c_o,h,k_h} as y' . According to the definition of the 1-D convolution, the sequence y' can be computed using the following equation:

$$\begin{aligned} y'[n] &= \sum_{k=0}^{K-1} f[n-k]g[k] \\ &= \sum_{k=0}^{K-1} I[c_i][h+k_h][n-k]W[c_o][c_i][k_h][K-1-k] \\ &= \sum_{k=0}^{K-1} I[c_i][h+k_h][n+k-K+1]W[c_o][c_i][k_h][k] \end{aligned} \quad (19)$$

Then, we have

$$y_{c_i,c_o,h,k_h}[n+K-1] = \sum_{k=0}^{K-1} I[c_i][h+k_h][n+k]W[c_o][c_i][k_h][k] \quad (20)$$

With Equation 20, Equation 15 could be represented as:

$$\begin{aligned} O[c_o][h][w] &= \\ & \sum_{c_i=0}^{C_i-1} \sum_{k_h=0}^{K-1} \sum_{k_w=0}^{K-1} I[c_i][h+k_h][w+k_w]W[c_o][c_i][k_h][k_w] \\ &= \sum_{c_i=0}^{C_i-1} \sum_{k_h=0}^{K-1} \left(\sum_{k=0}^{K-1} I[c_i][h+k_h][w+k]W[c_o][c_i][k_h][k] \right) \\ &= \sum_{c_i=0}^{C_i-1} \sum_{k_h=0}^{K-1} y_{c_i,c_o,h,k_h}[w+K-1] \end{aligned} \quad (21)$$

□

A convolution layer in DNN has multiple input and output channels, which require accumulation of channel-wise features to form the final output. By grouping the $F_{N,K}$ output sequences with different c_i but the same c_o, h, k_h , and x indices and accumulating the corresponding product $Prod$, we can perform the channel-wise accumulation of the feature maps. In this case, the required number of guard bits is $G_b = \lceil \log_2(M \cdot \min(K, N)) \rceil$ for the accumulation of M feature maps along the input channel in a convolution.

4.4 Throughput Exploration

For each set of quantized convolution for p, q bits input data, and a multiplier configuration with Bit_A and Bit_B

Algorithm 1 Optimal Throughput Search

```

1:  $Max_N = (Bit_A - p)/(p + q) + 1, Opt_K = 0$ 
2:  $Max_K = (Bit_B - q)/(p + q) + 1, Opt_N = 0$ 
3:  $Max_{ops} = 0$ 
4: for  $k = 1, k < Max_K, k++$  do
5:   for  $n = 1, n < Max_N, n++$  do
6:      $Cond_1 = p + (n - 1)(p + q + G_b) \leq Bit_A$ 
7:      $Cond_2 = q + (k - 1)(p + q + G_b) \leq Bit_B$ 
8:      $Cur_{ops} = n \times k + (n - 1) \times (k - 1)$ 
9:     if  $Cond_1 \& Cond_2 \& Cur_{ops} > Max_{ops}$  then
10:        $Opt_N = n, Opt_K = k, Max_{ops} = Cur_{ops}$ 
11:     end if
12:   end for
13: end for
14: Return  $Opt_N, Opt_K, Max_{ops}$ 

```

inputs, we can derive the N, K pairs that achieve the maximum number of equivalent operations performed by each multiplication within the constraints specified by Equations 8 and 9. In order to maximize the effective number of operations for HiKonv, we formulate it as a discrete optimization problem as follows.

Maximize:

$$ops = N \times K + (N - 1) \times (K - 1) \quad (22)$$

Subject to:

$$\begin{aligned} 0 < N \\ 0 < K \\ p + (N - 1)(p + q + G_b) &\leq Bit_A \\ q + (K - 1)(p + q + G_b) &\leq Bit_B \end{aligned} \quad (23)$$

Where in the different convolution conditions, we have different guard bits constraints:

$$G_b = \begin{cases} \lceil \log_2 \min(K, N) \rceil, & \text{Single multiplier;} \\ \lceil \log_2 K \rceil, & \text{1-D convolution;} \\ \lceil \log_2 (M \cdot \min(K, N)) \rceil, & \text{DNN convolution.} \end{cases} \quad (24)$$

Then we solve this optimization problem with a straightforward search algorithm by iterating all possible pairs of N, K to find the optimal configuration, as shown in Algorithm 1. After the search, the optimal configuration of N, K with the maximum operations performed with a single multiplier is obtained.

Figure 4 shows two examples of multipliers with different bitwidth configurations. For a given high bitwidth processing unit, the maximum supported throughput (multiplication and addition) of a given processing unit varies with N and K which are determined by the values of p and q . For example, when the input bitwidths of a multiplier are 27 and 18 bits, respectively (Figure 4a), according to Equation 7, 8, and 9 and the required guard bits, we could obtain $S = 4, N = 9, K = 4$ when p and q are both 1-bit binary values. The maximum supported throughput of this specific multiplier is equivalent to 60 ops per cycle, which are 36 multiplications and 24 additions that are required for computing the convolution if all the computation is carried out in a conventional way following the 1-D convolution algorithm without HiKonv. Here, with HiKonv, one multiplication of high bitwidth multiplier with our specific slicing/packing solution is equivalent to it. In addition, when p and q are both 4 bits, the multiplier provides 8 equivalent operations per cycle (6 multiplication and 2 addition). In Figure 4, we show the configurations for p and

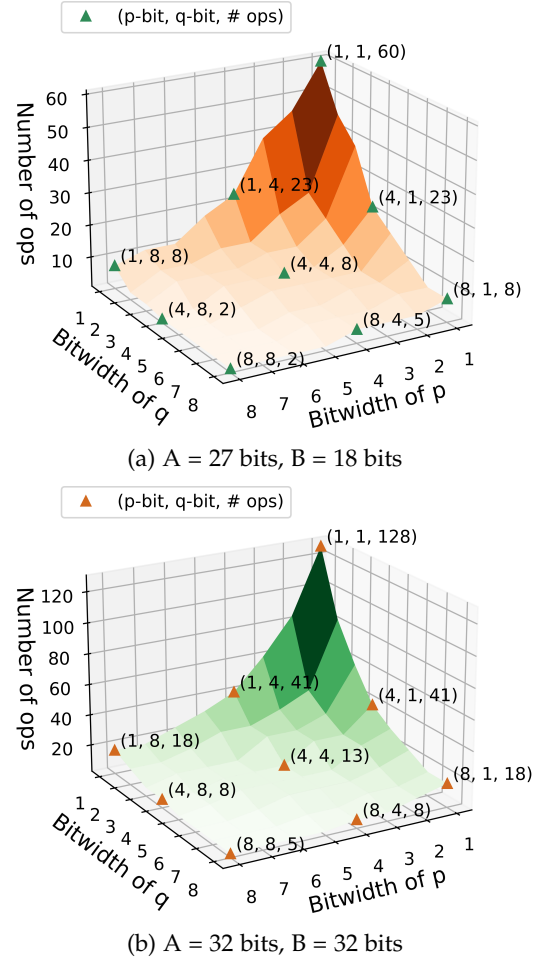


Figure 4: Throughput of processing units with different bitwidth settings.

q from 1-bit to 8-bit, which are the common bitwidths of low-precision quantization. The principle generally applies to all bitwidths. When the inputs for the multiplier are both 32 bits, these values are further increased to 128 ops per cycle and 13 ops per cycle for 1-bit and 4-bit p and q , as shown in Figure 4b. For the 1-D and DNN convolution layer, we only need to change the G_b constraint in the searching algorithm and proceed with the straight forward search to obtain the optimal values.

5 PLATFORM ORIENTED IMPLEMENTATIONS

HiKonv differs from conventional input slicing methods [19], [20] with a more comprehensive bit-wise management of the input data and a more efficient use of the outputs. To implement HiKonv on the existing computing platforms including GPP and FPGA, the overall processes included are abstracted as *input packing*, *large bitwidth multiplication* and *output split*. Regarding to Equation 6, packing the input is equivalent to extending a low-bitwidth data to a higher bitwidth and then performing accumulation of multiple extended data. However, the two's complementary representation in modern computing systems performs sign extension when a low-bitwidth data is extended to a larger bitwidth space. Therefore, in the form of binary representation, the low-bitwidth input that has been packed into the

Algorithm 2 1-D HiKonv with single multiplier on GPP

```

1: for  $n = 0, n < N, n++$  do                                ▷ Pre-packing
2:    $A = A + f[n] \ll (s * n)$ 
3: end for
4:
5:  $prev = A * B$                                              ▷ Prologue, multiplication
6:
7: for  $c = N, c < M + N, c++$  do
8:   for  $n = 0, n < N, n++$  do                                ▷ Input packing
9:      $A = A + f[c+n] \ll (s * n)$ 
10:  end for
11:
12:   $this = A * B$                                              ▷ multiplication
13:   $y = prev \ll (s * (N-1)) + this \ll s$                     ▷ Alignment
14:
15:  for  $n = 0, n < N, n++$  do                                ▷ Output splitting
16:     $output[c-n] = (y \gg (s * (N-n-1))) \& (2^{s-1})$ 
17:    //  $carried\_sign = y \gg (s * (N-n-1) - 1)$ 
18:    //  $output[c-n] = output[c-n] + carried\_sign$ 
19:  end for                                                 ▷ Signed HiKonv: Check for the sign bit
20: end for
21: Return  $output$ 

```

left segment is a combination of the low-bitwidth data itself with the sign extension of the data in the segment to the right of it.

Same as the input packing, extraction of $y[m]$ from the *Prod* can not be simply processed with bit-wise segmentation because the previous segment's sign is continuously added to the current segment. More specifically, for $y[m+1]$, if $y[m]$ is a negative value, its sign extension stands for -1 , which in turn makes the $y[m+1] = y[m] - 1$. The sign of the segments must be considered to extract the correct value of $y[m]$.

Comparing to the multiplication operation, the above packing and split operations have different architectural preferences due to the unique bit-wise operations, such as adopting shift registers or using unique hardware logic for efficient processing. In this section, we provide the detailed implementations regarding to the architectural characteristics of the general purpose processors and reconfigurable platforms.

5.1 HiKonv on General Purpose Processors

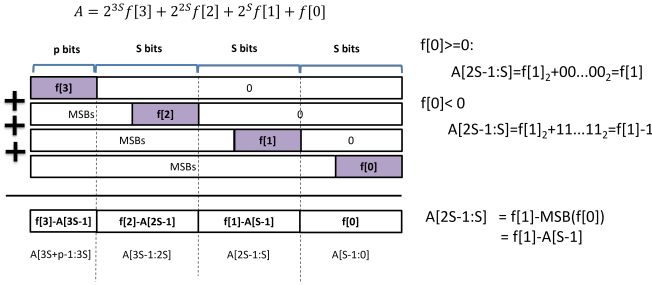
We provide two versions of the HiKonv implementation on general purpose processors including both Intel X86_64 CPUs and ARM processors. Modern CPUs are usually 64-bit processors that are equipped with 32-bit integer multipliers. With such an architecture, a 32-bit multiplication is performed with 32-bit registers as operands while 64-bit is constructed using two 32-bit registers. The 64-bit product is stored into two 32-bit registers: the upper half in one and the lower half in the other. A 64-bit multiplication is done in the same way except that the registers are 64-bit registers. Thus, without loss of generality, we use 32-bit multiplication for our HiKonv implementations.

5.1.1 Basic HiKonv Operations

HiKonv supports operations between positive and negative integer inputs. Meanwhile, most activations and weights in many modern neural networks can be trained to only positive numbers. It is beneficial to utilize an unsigned version of HiKonv as the implementation is simpler than the signed

HiKonv which requires sign checking in both input packing and output split (detailed in the following subsections). Due to the different implementation requirement, we provide two sets of HiKonv implementations, which are HiKonv implementation that only supports unsigned input and the HiKonv implementation that supports signed inputs, on general purpose processors. The unsigned HiKonv implementation only operates with positive integer inputs, and the signed HiKonv implementation supports both positive and negative inputs. The overall implementations of the three main processes are shown in Algorithm 2. Except the major *input packing*, *multiplication* and *output split*, there are additional operations named as *Pre-packing* and *Alignment* due to the efficient shifting and store-and-accumulate operations on the ALU in GPPs. We briefly explain each step in the following.

- 1) *Input data packing* According to Equation 10, we can construct the large bitwidth inputs with shift-add operations. For an input vector with N segments, we need $N - 1$ shift-add operations to pack the input data properly. To pack an input, $f[n]$ needs to be shifted by $s \times n$ bits to the left and then accumulates to the input bit-vector. Packing the other input to multiplier follows the same procedure. In the context of computing convolutional neural network, the features need to be packed during the runtime, whereas the weights can be pre-packed, enabling further optimization opportunities. This step is the same for both the signed and the unsigned implementations of HiKonv.
- 2) *Intermediate product shifting* We adopt the horizontal stacking strategy discussed in Section 4. As seen in Figure 2, the output of one block depends on the multiplication results from both the present and the previous iterations. The multiplication operation is inherently multiply-accumulate between the two outputs; however, the two results need to be aligned and accumulated to produce the output correctly in an output segment. Considering the limited length of the shift registers in GPPs, we shift the partial result from the previous iteration to the right and the partial result from the current iteration to the left by the appropriate number of bits, respectively. Once they are properly aligned, we add them together to construct the complete result for this iteration and extract the bits for the output.
- 3) *Output data splitting* This step differs between the signed and unsigned implementations, as shown in Algorithm 2. Due to the sign extension in GPP platforms, dealing with signed values requires checking the sign bits in different segments, where we take an additional step to check the sign of the preceding output. As seen in Equation 27, the most effective way is to shift the output and check the sign bit immediately preceding the current output segment. If the sign equals to one, indicating that the segment to the right is a negative number, we need to compensate and adjust the current output. In the unsigned version of HiKonv, since all numbers are positive, there is no need to perform the sign bit checking.

Figure 5: Input packing for signed integer f sequence.

5.1.2 1-D Convolutions with HiKonv

For 1-D convolution, the baseline implementation has nested loops of two levels. The outer loop scans through the input sequence, whereas the inner loop scans through the kernel sequence. In the implementation of 1-D convolution with HiKonv, we only need one loop to compute the convolution, as demonstrated by Algorithm 2. We need a prologue to perform the first multiplication operation and set up the convolution iterations. In each of the iterations, it performs the basic three-stage HiKonv, including input data packing, intermediate product shifting, and output data splitting. There is only one multiplication in each loop; number of bits to shift and bit-masks can be pre-calculated and pre-defined offline based on Algorithm 1.

5.1.3 2-D Convolutions with HiKonv

We implement the DNN layer by embedding the 1-D convolution in the six-level nested loops that scan the input channel, output channel, output height, output width, kernel height, and kernel width according to Theorem 3. The order of the nested loop does not have an impact on the functionality. In order to fit the 1-D convolution algorithm into the context of 2-D convolution, we arrange the order of the loops in such a way that we first compute the partial results of each row and then accumulate them in the channel dimension. HiKonv supports even higher dimensional convolution with a similar approach.

5.2 HiKonv on Reconfigurable Hardware

Reconfigurable hardware provides a finer granularity control of the data path down to a single bit. We take advantage of the flexibility in both input data packing and output split with a small amount of additional logic resource to further improve the effectiveness of the required operations. Particularly, we target the Xilinx FPGA platforms which provide DSP48E2 resource that contains a 27×18 bits multiplier [19].

5.2.1 Basic HiKonv operations on single DSP

To deploy HiKonv on a single FPGA DSP, we first explore the optimal N , K and S values with Algorithm 1 based on the target bitwidth of the inputs, and configure the hardware unit with these parameters.

1) *Input data packing* Since the packing of the elements is equivalent to performing a long bitwidth shift add operation, if f and g are all unsigned integers, we can construct A and B with bit-wise assignments to the corresponding segment with a simple zero extension:

$$\begin{aligned} A[S(n+1)-1:Sn] &= f[n] \\ B[S(k+1)-1:Sk] &= g[k] \end{aligned} \quad (25)$$

When f and g contain signed integers, instead of performing an extension-shift-addition operation, we simplify the logic to check the sign bit of the low bitwidth data before packing into the slices. As shown in Figure 5, taking the second S -bit segment as an instance, in two's complement expression, if $f[0]$ is positive, the MSB is 0, and the sign extension part is all zero. On the other hand, if $f[0]$ is negative, the sign extension part is all 1 in the binary expression and represents -1 in the two's complement representation. To take advantage of the bit flexibility of FPGA devices, we still perform a bit-wise assignment of the input data to the slice but with an online checking of the sign value in the previous segment. Equation 26 shows the packing formula for the signed integers from f and g .

$$\begin{aligned} A[S(n+1)-1:Sn] &= \begin{cases} f[0] & , n = 0 \\ f[n]-A[Sn-1] & , n > 0 \end{cases} \\ B[S(k+1)-1:Sk] &= \begin{cases} g[0] & , k = 0 \\ g[k]-B[Sk-1] & , k > 0 \end{cases} \end{aligned} \quad (26)$$

In such condition, when packing $f[1]$ into the second S -bit segment we can decrement 1 from $f[1]$ to obtain the value in that slice. To simplify the logic, there only requires a simple 1-bit decremter before the concatenation of the changed values to form the entire multiplicand; whether enabling this 1-bit decremter is based on the sign bit from the previous segment, as shown as the *Packing Decrementers* in Figure 7. Note here, due to the pre-adder in the Xilinx DSP48E2 module, resource for one of the *Packing Decrementers* can be saved with this pre-adder but it is omitted here to simplify the presentation. The packing process works recursively for all the slices. This approach saves the resource from using large bitwidth shift registers and adders and in return only involving a small decremter and single bit Boolean logic.

- 2) *Large bitwidth production* The production is done with the adoption of the multiplier in the FPGA DSP, noted as *DSP multiplier* in Figure 7; the packed weight sequence and feature sequence are directly provided to the 27-bit and 18-bit input data ports of the multiplier. The output is obtained in a single clock cycle with a pipeline depth of 1. In this way, with a single multiplication, multiple low-bitwidth multiplications and additions are performed.
- 3) *Output split* Output split is a reversed process of packing the data into slices. The final output of the production is formed by multiple $y[m]$ values. Each of the current S -bit segmentation carries on the impact of the sign bit from the S -bit segmentation to the right of it, except for the very right segmentation, as shown in Equation 27. Due to the two's complement representation of the values in modern computing systems, the sign extension mechanism extends the sign value of current $y[m]$ to the MSB of the final output, so the value of each $y[m]$ is a function of the current value in the current segmentation with the sign value in the previous segmentation, as shown in the Equation 27. Similarly, the implementation of Equation 27 adopts a simple incremter as the input packing instead of using a shift-and-add module that

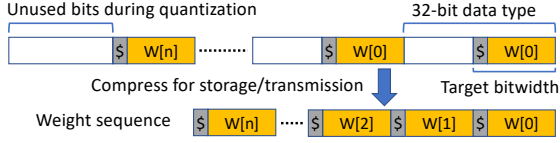


Figure 6: Weight compression.

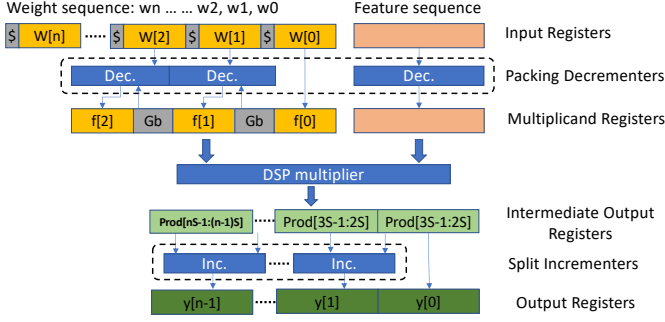


Figure 7: Micro-architecture of a single DSP convolver.

requires more logic resources.

$$y[m] = \begin{cases} Prod[S-1:0], & m = 0 \\ Prod[S(m+1)-1:Sm] + Prod[Sm-1], & m > 0 \end{cases} \quad (27)$$

5.2.2 Single convolver architecture

For quantized convolution in DNNs, weight data can be compressed prior to inference by discarding the unused bits during quantization [2], [3], [8], as shown in Figure 6. The compressed weights reduce the memory access overhead by a fraction of the reduced bits and also simplify the data transfer logic to save the hardware resources. For example, compressing the weights quantized to 4 bits reduces memory to 1/8 compared to the original 32 bits data type for storage. The same compression can also be applied to the feature data during runtime. Both weight and feature data can be extracted at runtime from the compact weight sequence and feature sequence and packed into the slices of the multiplier's inputs without affecting throughput. With the integration of the input data pack and the output split, the microarchitecture of a new convolver that is mainly built with FPGA DSPs is shown in Figure 7.

A certain number of elements of the compressed weight sequence and the feature sequence are first buffered in *Input Registers*, and then passed to *Packing Decrementer* which is constructed with multiple decrementers, as discussed in the previous section. The two inputs to the multiplier are then packed as multiplicands and passed to the multiplier of the DSP on the FPGA chip. The number of decrementers is based on the previously explored N and K with Algorithm 1. The decrementers provide the packed values in a single clock cycle, and $Prod$ is obtained after one clock cycle from the DSP and passed to the incrementer logic to obtain the final output.

With this architecture, we obtain $N + K - 1$ partial convolutions from $N \times K$ segments of intermediate results from a single multiplier to process signed input data. While for unsigned data processing, the *Packing Decrementers* and *Split Incrementers* can all be reduced, which in return occupies less logic resource.

5.2.3 1-D & DNN layer Convolution Architecture

The HiKonv 1-D convolution on FPGA is based on Equation 14. Different from the single DSP convolver, the guard bits here need to be adjusted to $G_b = \lceil \log_2 K \rceil$ so that the partial additions do not overflow. After the adjustment of the guard bits, a single convolver is recursively used to process the input and weight sequences. It requires an additional register to temporarily store the output result of current multiplication to continuously construct new convolution outputs by shifting the stored data and adding it with the new output from the DSP multiplier, as shown in Figure 8.

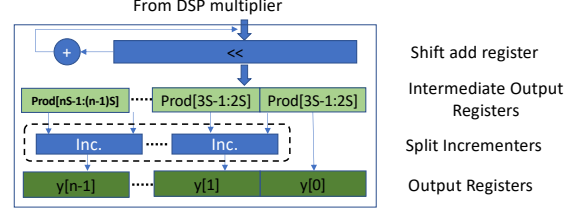


Figure 8: FPGA HiKonv 1-D convolution output processing.

However, for a convolutional layer in a DNN, a single output involves data from multiple input features even after the input channels are tiled; based on the Equation 21, we first change the guard bits to $G_b = \lceil \log_2 (M \cdot \min(K, N)) \rceil$ so the S -bit slice is enough to hold the accumulation results from M feature maps. This also enables us to perform the addition operation between the different input channels before *Split Incrementers* to further reduce the number of 1-bit incrementer to save resources, as shown in Figure 9.

6 EVALUATIONS

HiKonv is a general technique that can be adopted for both the GPP and reconfigurable hardware platform. We demonstrate its efficacy on both platforms with the proposed designs in Section 5.

6.1 HiKonv on GPPs

To demonstrate the generality of our proposed HiKonv solution, we test the implementations for GPP on Intel desktop CPU platform, Intel mobile CPU platform and ARM platforms. Specifically, the implementations are evaluated

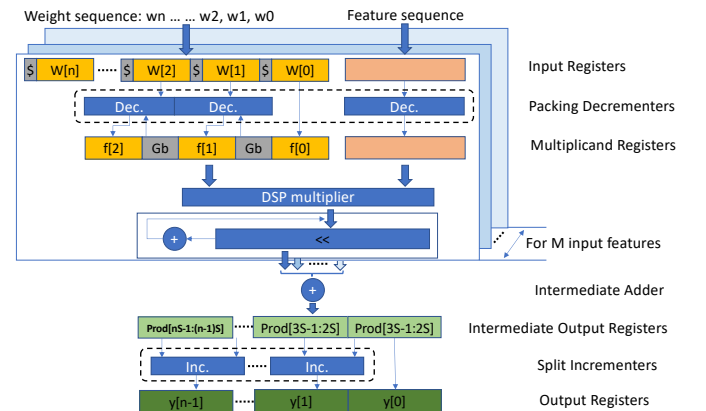


Figure 9: FPGA HiKonv 2-D convolution.

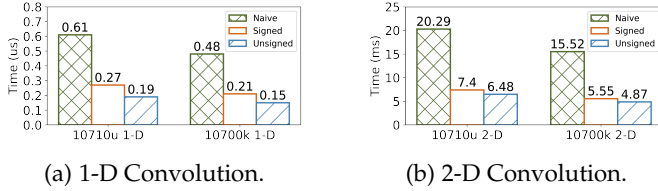


Figure 10: Evaluation with 4-bit layers on X86_64 CPUs.

on the Intel Core i7-10700K CPU, the i7-10710U CPU and the Raspberry PI 3B + platform with an ARM cortex A53 processor, respectively.

6.1.1 Conv layer evaluation

We first measure the performance of both the 1-D convolution and a 2-D DNN convolution layer.

For quantified analyses, we randomly generate feature and kernel vectors to evaluate the performance of the 1-D convolution. For the 2-D DNN layer, we pick the final layer of UltraNet [39], which is the champion model for the DACSDC contest 2020 and randomly generate feature and kernel sequences. Since modern CPUs are equipped with 32-bit multipliers, without loss of generality, we use $A = B = 32$ bits as the multiplication bitwidth and pack $p = q = 4$ -bit unsigned values in each of the operands. According to Theorem 2, we obtain $N = 3, K = 3, G_b = 2$ and $S = 10$ bits. Figures 10a and 10b show the 1-D and 2-D convolution latency results on the Intel platforms, respectively. Both are compared to the baseline implementation with nested loops without our HiKonv solution, noted as “Naive” in the figure. The implementations to support signed and unsigned values are slightly different from each other, and we evaluate both of them, noted as Signed and Unsigned in the figure. CPU hardware lacks bitwise management capability, and dealing with signed values can cause overhead from intricate bit operations. HiKonv-enabled convolution implementations with signed integer support perform at least $2.26\times$ faster than the naive ones and reach $3.21\times$ faster for only unsigned support. For 2-D convolutions, HiKonv performs $2.74\times$ for signed data input and achieves $3.19\times$ speed-up for unsigned implementation compared to naive implementation. The implementations that only support unsigned integer input is always faster because there are no sign bit checking during output data split.

The same performance improvement has been observed on the ARM processor, as shown in Figure 11a and Figure 11b. Compared to naive implementation on ARM processor, the speedups for signed and unsigned data input reach $2.21\times$ and $3.06\times$ for 1-D convolution and $2.75\times$ and $2.98\times$ for 2-D convolution. Although all results are magnitude slower than the implementations on Intel X86_64 CPUs, the speedups are only slightly reduced due to the constrained cache size and memory access capability on ARM processor.

We further test the performance with low-precision bitwidths from 1 to 8 bits. Assuming $p = q$, we calculate the corresponding N, K , and G_b and pack the quantized values into 32 bits accordingly. Figure 12a and Figure 12b show the result of the 1-D convolution with the same setting as before for both X86_64 CPUs and ARM processor. It is clear that when the bitwidth of the processed data is reduced,

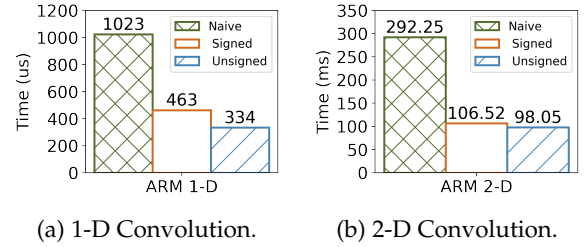
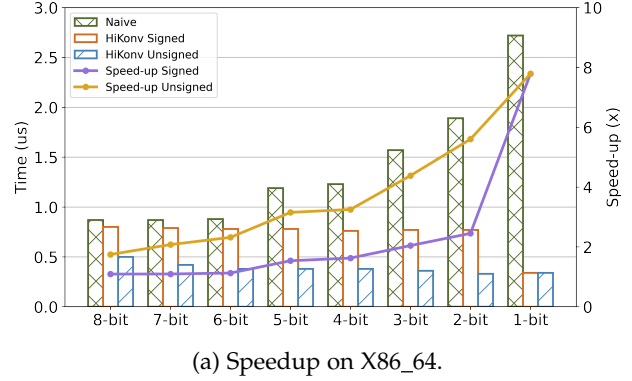
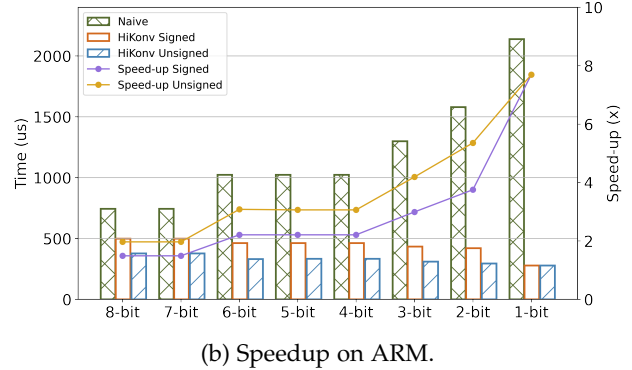


Figure 11: Evaluation with 4-bit layers on ARM.



(a) Speedup on X86_64.



(b) Speedup on ARM.

Figure 12: Speedup for different bitwidth.

the performance of our HiKonv solution increases because of the increased number of slices. When the bitwidth is 1 bit, HiKonv solution provides a $7.6\times$ performance improvement on the X86_64 platform. The same trends are maintained for the evaluations on the ARM processor, which demonstrate the generality of our HiKonv solution.

6.1.2 Complete model evaluation

To demonstrate the performance of HiKonv in the DNN context, we implement the entire UltraNet with convolution layers based on the HiKonv solution to evaluate on GPPs. In this experiment, we also perform the calculations in integers for both naive and HiKonv implementations to be consistent with the previous experiments and ensure a fair comparison.

The latency results of each layer and the entire model for a 4-bit Ultranet model on the X86_64 CPU and ARM processor are graphed in Figure 13. The speedup gained from HiKonv optimization is consistently over $2\times$, $2.4\times$ for Intel CPU and $2.03\times$ for ARM processor. Compared to the naive implementations, HiKonv convolutions are approximately three times faster, these layer evaluations also include the overhead of packing the kernel on-the-fly for HiKonv implementations and heavier memory access due

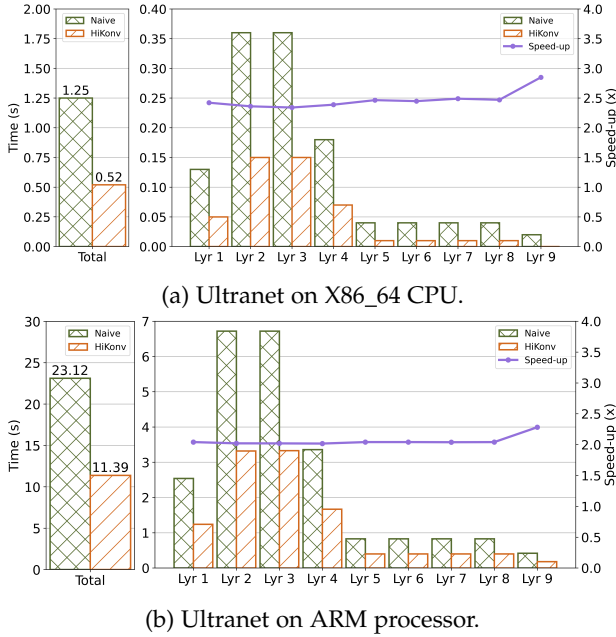


Figure 13: 4-bit Ultranet full model evaluation.

to the large amount of intermediate feature data. Moreover, one “layer” in the figure includes convolution layers, activation layers, and pooling layers. HiKonv only accelerates convolutions operations; thus, activation and pooling layers are not optimized by HiKonv. The layer-wise performance on the ARM processor is worse than the same layers on the X86_64 CPU due to the smaller cache size and lower performance of the ALU in ARM. Nevertheless, the overall result still demonstrates the effectiveness of HiKonv in a convolutional neural network. Although the other operations that are not optimized by HiKonv somewhat lessen the speedup compared to theoretical values, the benefit of HiKonv are evidently significant.

6.2 Reconfigurable Hardware

We choose the Xilinx Ultra96 MPSoC platform to conduct the evaluation of our implementation. It is equipped with 360 DSP48E2 units and a quad-core ARM processor. We use HLS for architecture design with C++ as the input language. The HiKonv convolution is implemented in the programmable logic as accelerators for convolutions.

6.2.1 Single DSP convolver

We first evaluate the convolution with a single DSP from the FPGA. We configure the single DSP convolver to process kernel and feature with HiKonv in different bitwidths, noted as HiKonv convolver. We adopt the High Level Synthesis (HLS) design method to implement the solutions on FPGA. We also configure a “two for-loop” based module to provide the same convolution output as our HiKonv convolver, and apply loop unrolling to guarantee the design is optimized. The design configured to use DSP resource but without adopting HiKonv solution is noted as Conv-DSP. We also configure the convolver without adopting HiKonv and DSP resource, noted as Conv-LUT. The DSP and LUT resource utilization data are shown in Table 2 together with the processing latency of the generated hardware module counted in clock cycles.

Clearly, comparing to the conventional convolvers with DSPs, HiKonv solution uses a single DSP but performs the same amount of computation, where the conventional convolvers cost multiple DSPs. HiKonv convolver occupies slightly more LUTs than conventional convolver when customized for 6-bit inputs, because the *Packing Decrementer* and *Split Incrementer* consume more LUTs; however, when the bitwidth is reduced, the HiKonv convolvers cost even less LUTs than the conventional convolvers. HiKonv-based convolvers always provide shorter processing latency since the multiplication and addition operations all happen in the single large-bitwidth multiplication without the loop for accumulation as in normal convolution. The comparison with Conv-LUT further shows the reduced LUT resource with the effective use of DSP. The saving of LUT becomes more significant when the input bitwidth is smaller.

6.2.2 Binary convolution layer

We then evaluate the extreme case of quantized convolution, which is binary neural networks (BNN). A convolutional layer in a BNN takes the binary inputs for both feature maps and kernel weights, processes the convolution between them, and generates the outputs. Note that the outputs may not be binary due to the channel-wise accumulation. We first implement a binary convolution layer with 4-bit outputs without using the DSP resources, denoted as BNN-LUT; we then configure a binary computation module with our HiKonv solution, denoted as BNN-HiKonv. In comparison, we evaluate the resource utilization of these two designs under the same concurrency and the same clock frequency setting, as shown in Table 3.

Clearly, compared to BNN-LUT, the LUT usage of BNN-HiKonv is reduced. However, the throughput for each DSP reduces when the concurrency increases because there is more vertical stacking and it takes more guard bits when the concurrency increases. The equivalent number of LUTs replaced by one DSP (LUT/DSP) varies from 43.7 to 76.6 due to the accumulation logic in the convolution operation. HiKonv creates opportunities to leverage DSPs for high-throughput BNN (or other low-bitwidth models) convolution computations that would help map a larger BNN with high concurrency into the same FPGA. It can also potentially increase the design’s clock frequency since DSPs can run at a higher frequency than LUTs.

6.2.3 Complete model evaluation

We apply our HiKonv solution to the entire UltraNet model [39] on the Xilinx Ultra96 MPSoC FPGA. The weight and activation of this model are quantized to 4-bit. We execute all the convolution layers on the programmable logic and the other layers on the ARM processor on the FPGA platform. We follow the same layer architecture and system architecture as the original UltraNet design and only change the computation for convolution with our HiKonv solution. Besides using DSPs, we also use small adders and shifters constructed by LUTs, taking advantage of the flexible configuration features of the FPGA.

In addition to resource utilization, we also measure the throughput in frame-per-second (fps) and calculate the DSP efficiency in terms of Giga-operations-per-second-per-DSP (Gops/DSP) for comparison as shown in Table 4. All the

Table 2: Resource consumption of unit convolver.

	P6Q6			P4Q4			P2Q2		
	HiKonv	Conv-DSP	Conv-LUT	HiKonv	Conv-DSP	Conv-LUT	HiKonv	Conv-DSP	Conv-LUT
DSP	1	2	0	1	4	0	1	10	0
LUT	76	51	141	133	189	328	182	332	540
Cycle	2	2	2	2	3	3	2	6	6

Table 3: Comparison of Resource util. of binary convolution

# of Concurrent MACs		336	576	960	1536	3072
BNN-LUT	LUT	3371	4987	7764	12078	23607
	DSP	16	32	64	128	256
BNN-HiKonv	DSP Thro.	21	18	15	12	12
	LUT/DSP	43.7	76.6	68.7	65.4	55.8

testing data is first loaded into the DDR to leverage the full capacity of the accelerators in our evaluations.

Table 4: UltraNet resource and performance.

	LUT	DSP	fps	DSP Eff. (Gops/DSP)
UltraNet	4.3k	360	248	0.289
UltraNet-HiKonv	4.8k	327	401/588	0.514/0.753

UltraNet-HiKonv uses more LUT resources than the original implementation due to the shifting and adding logic; however, it reduces the DSP utilization thanks to the dramatic improvements of the efficiency and the throughput of the DSPs. The original implementation of the UltraNet uses one DSP for two 4-bit MACs that is natively supported by the synthesis tool. It only achieves 248 fps with a 0.289 Gops/DSP efficiency. With our HiKonv solution, the on-board implementation of UltraNet achieves 401 fps with a 0.514 Gops/DSP DSP efficiency. This significant improvement is achieved under the constraint that the software execution on the ARM core is not fast enough to feed the input data to the FPGA accelerator to process, even with our best software optimization of multi-threading and data buffering. If this ARM core bottleneck is removed, the UltraNet-HiKonv accelerator can reach an even higher performance of 588 fps with the DSP efficiency of 0.753 Gops/DSP.

7 CONCLUSION AND DISCUSSION

In this paper, we present HiKonv, a general technique with theoretical guarantees for using a single multiplier unit to process multiple low-bitwidth convolution operations in parallel for significantly higher computation throughput with flexible bitwidths. It is able to support convolutions in DNNs and achieves the highest possible throughput for quantized convolution with novel bitwise management and computation. As a demonstration of its general applicability and benefits, we show that HiKonv has achieved $3.17\times$ throughput improvement on CPU and $2.37\times$ and $2.61\times$ throughput and DSP efficiency improvements for the DAC-SDC 2020 champion model on FPGA. HiKonv suits for both software and hardware optimizations and provides new opportunities for future hardware designs for efficient DNN processing.

ACKNOWLEDGMENT

This work is supported in part by the IBM-Illinois Center for Cognitive Computing Systems Research (C3SR), the National Research Foundation, Prime Minister's Office,

Singapore under its Campus for Research Excellence and Technological Enterprise (CREATE) programme, and Xilinx Adaptive Compute Cluster at University of Illinois at Urbana-Champaign.

REFERENCES

- [1] A. Gholami, S. Kim, Z. Dong, Z. Yao, M. W. Mahoney, and K. Keutzer, "A Survey of Quantization Methods for Efficient Neural Network Inference," *CoRR*, vol. abs/2103.13630, 2021.
- [2] C. Gong, T. Li, Y. Lu, C. Hao, X. Zhang, D. Chen, and Y. Chen, " μ L2Q: An Ultra-Low Loss Quantization Method for DNN Compression," in *Proceedings of the International Joint Conference on Neural Networks*. IEEE, 2019, pp. 1–8.
- [3] C. Gong, Y. Chen, Y. Lu, T. Li, C. Hao, and D. Chen, "VecQ: Minimal Loss DNN Model Compression With Vectorized Weight Quantization," *IEEE Transactions on Computers*, vol. 70, no. 5, pp. 696–710, 2021.
- [4] X. Zhang, H. Lu, C. Hao, J. Li, B. Cheng, Y. Li, K. Rupnow, J. Xiong, T. Huang, H. Shi, W.-M. Hwu, and D. Chen, "SkyNet: a Hardware-Efficient Method for Object Detection and Tracking on Embedded Systems," in *Proceedings of Machine Learning and Systems (MLSys)*, 2020.
- [5] X. Zhang, J. Wang, C. Zhu, Y. Lin, J. Xiong, W.-m. Hwu, and D. Chen, "DNNBuilder: An Automated Tool for Building High-Performance DNN Hardware Accelerators for FPGAs," in *Proceedings of the International Conference on Computer-Aided Design*, 2018.
- [6] C. Hao, X. Zhang, Y. Li, S. Huang, J. Xiong, K. Rupnow, W.-m. Hwu, and D. Chen, "FPGA/DNN Co-Design: An Efficient Design Methodology for IoT Intelligence on the Edge," in *Proceedings of the 56th Annual Design Automation Conference*, 2019.
- [7] Y. Chen, J. He, X. Zhang, C. Hao, and D. Chen, "Cloud-DNN: An Open Framework for Mapping DNN Models to Cloud FPGAs," in *Proceedings of the 2019 ACM/SIGDA International Symposium on Field-Programmable Gate Arrays*, 2019.
- [8] Y. Chen, K. Zhang, C. Gong, C. Hao, X. Zhang, T. Li, and D. Chen, "T-DLA: An Open-source Deep Learning Accelerator for Ternarized DNN Models on Embedded FPGA," in *Proceedings of 2019 IEEE Computer Society Annual Symposium on VLSI (ISVLSI)*, 2019, pp. 13–18.
- [9] Y. Li, X. Zhang, and D. Chen, "CSRNet: Dilated convolutional neural networks for understanding the highly congested scenes," in *2018 IEEE/CVF Conference on Computer Vision and Pattern Recognition*, 2018, pp. 1091–1100.
- [10] S. Zhou, Z. Ni, X. Zhou, H. Wen, Y. Wu, and Y. Zou, "DoReFa-Net: Training Low Bitwidth Convolutional Neural Networks with Low Bitwidth Gradients," *CoRR*, vol. abs/1606.06160, 2016.
- [11] H. Sharma, J. Park, N. Suda, L. Lai, B. Chau, V. Chandra, and H. Esmaeilzadeh, "Bit Fusion: Bit-Level Dynamically Composable Architecture for Accelerating Deep Neural Networks," in *Proceedings of the 45th Annual International Symposium on Computer Architecture*, ser. ISCA '18, 2018, p. 764–775.
- [12] S. Ryu, H. Kim, W. Yi, and J.-J. Kim, "BitBlade: Area and Energy-Efficient Precision-Scalable Neural Network Accelerator with Bitwise Summation," in *Proceedings of the 56th Annual Design Automation Conference 2019*, 2019.
- [13] D. Shin, J. Lee, J. Lee, J. Lee, and H.-J. Yoo, "DNPU: An Energy-Efficient Deep-Learning Processor with Heterogeneous Multi-Core Architecture," *IEEE Micro*, vol. 38, no. 5, pp. 85–93, 2018.
- [14] J. Lee, C. Kim, S. Kang, D. Shin, S. Kim, and H.-J. Yoo, "UNPU: An Energy-Efficient Deep Neural Network Accelerator With Fully Variable Weight Bit Precision," *IEEE Journal of Solid-State Circuits*, vol. 54, no. 1, pp. 173–185, 2019.
- [15] S. Sharify, A. D. Lascorz, K. Siu, P. Judd, and A. Moshovos, "Loom: Exploiting Weight and Activation Precisions to Accelerate Convolutional Neural Networks," in *Proceedings of the 55th Annual Design Automation Conference*, ser. DAC '18, 2018.

- [16] S. Rasoulnezhad, H. Zhou, L. Wang, and P. H. Leong, "PIR-DSP: An FPGA DSP Block Architecture for Multi-precision Deep Neural Networks," in *2019 IEEE 27th Annual International Symposium on Field-Programmable Custom Computing Machines (FCCM)*, 2019.
- [17] X. Zhang, A. Ramachandran, C. Zhuge, D. He, W. Zuo, Z. Cheng, K. Rupnow, and D. Chen, "Machine Learning on FPGAs to Face the IoT Revolution," in *Proceedings of IEEE/ACM International Conference on Computer-Aided Design*, 2017.
- [18] A. Stojanov, T. M. Smith, D. Alistarh, and M. Püschel, "Fast Quantized Arithmetic on x86: Trading Compute for Data Movement," in *2018 IEEE International Workshop on Signal Processing Systems (SiPS)*, 2018, pp. 349–354.
- [19] "Convolutional Neural Network with INT4 Optimization on Xilinx Devices," https://www.xilinx.com/support/documentation/white_papers/wp521-4bit-optimization.pdf, accessed: 2020-06-24.
- [20] "Deep Learning with INT8 Optimization on Xilinx Devices," https://www.xilinx.com/support/documentation/white_papers/wp486-deep-learning-int8.pdf, accessed: 2017-04-24.
- [21] P. Ganesh, Y. Chen, X. Lou, M. A. Khan, Y. Yang, H. Sajjad, P. Nakov, D. Chen, and M. Winslett, "Compressing Large-Scale Transformer-Based Models: A Case Study on BERT," *Transactions of the Association for Computational Linguistics*, vol. 9, pp. 1061–1080, 09 2021.
- [22] D. Chen, J. Cong, S. Gurumani, W.-m. Hwu, K. Rupnow, and Z. Zhang, "Platform Choices and Design Demands for IoT Platforms: Cost, Power, and Performance Tradeoffs," *IET Cyber-Physical Systems: Theory & Applications*, vol. 1, no. 1, pp. 70–77, 2016.
- [23] S. Liu, A. Papakonstantinou, H. Wang, and D. Chen, "Real-time object tracking system on FPGAs," in *2011 Symposium on Application Accelerators in High-Performance Computing*, 2011, pp. 1–7.
- [24] Y. Chen, S. T. Gurumani, Y. Liang, G. Li, D. Guo, K. Rupnow, and D. Chen, "FCUDA-NoC: A scalable and efficient network-on-chip implementation for the CUDA-to-FPGA flow," *IEEE Transactions on Very Large Scale Integration (VLSI) Systems*, vol. 24, no. 6, pp. 2220–2233, 2016.
- [25] D. Chen, J. Cong, S. T. Gurumani, W. mei W. Hwu, K. Rupnow, and Z. Zhang, "Platform choices and design demands for IoT platforms: cost, power, and performance tradeoffs," *IET Cyber-Phys. Syst.: Theory & Appl.*, vol. 1, pp. 70–77, 2016.
- [26] Y. Li, C. Hao, X. Zhang, X. Liu, Y. Chen, J. Xiong, W.-m. Hwu, and D. Chen, "EDD: Efficient differentiable dnn architecture and implementation co-search for embedded ai solutions," in *2020 57th ACM/IEEE Design Automation Conference (DAC)*, 2020, pp. 1–6.
- [27] C. Hao, X. Zhang, Y. Li, S. Huang, J. Xiong, K. Rupnow, W. mei W. Hwu, and D. Chen, "FPGA/DNN co-design: An efficient design methodology for 1ot intelligence on the edge," *2019 56th ACM/IEEE Design Automation Conference (DAC)*, pp. 1–6, 2019.
- [28] C. Hao and D. Chen, "Deep neural network model and FPGA accelerator co-design: Opportunities and challenges," in *2018 14th IEEE International Conference on Solid-State and Integrated Circuit Technology (ICSICT)*, 2018, pp. 1–4.
- [29] P. Judd, J. Albericio, T. Hetherington, T. M. Aamodt, and A. Moshovos, "Stripes: Bit-serial deep neural network computing," in *2016 49th Annual IEEE/ACM International Symposium on Microarchitecture (MICRO)*, 2016, pp. 1–12.
- [30] S. Liang, S. Yin, L. Liu, W. Luk, and S. Wei, "FP-BNN: Binarized neural network on FPGA," *Neurocomputing*, vol. 275, pp. 1072–1086, 2018. [Online]. Available: <https://www.sciencedirect.com/science/article/pii/S0925231217315655>
- [31] L. Lai, N. Suda, and V. Chandra, "CMSIS-NN: Efficient Neural Network Kernels for Arm Cortex-M CPUs," *CoRR*, vol. abs/1801.06601, 2018.
- [32] A. Garofalo, M. Rusci, F. Conti, D. Rossi, and L. Benini, "PULP-NN: Accelerating Quantized Neural Networks on Parallel Ultra-Low-Power RISC-V Processors," *CoRR*, vol. abs/1908.11263, 2019.
- [33] C. He, A. Papakonstantinou, and D. Chen, "A novel soc architecture on FPGA for ultra fast face detection," in *2009 IEEE International Conference on Computer Design*, 2009, pp. 412–418.
- [34] A. Reuther, P. Michaleas, M. Jones, V. Gadepally, S. Samsi, and J. Kepner, "Survey of Machine Learning Accelerators," in *2020 IEEE High Performance Extreme Computing Conference (HPEC)*, 2020, pp. 1–12.
- [35] C. Zhuge, X. Liu, X. Zhang, S. K. Gummadi, J. Xiong, and D. Chen, "Face recognition with hybrid efficient convolution algorithms on FPGAs," *Proceedings of the 2018 on Great Lakes Symposium on VLSI*, 2018.
- [36] S. Wang and P. Kanwar, "BFloat16: The secret to high performance on Cloud TPUs," *Google Cloud Blog*, 2019.
- [37] G. Ottavi, A. Garofalo, G. Tagliavini, F. Conti, L. Benini, and D. Rossi, "A Mixed-Precision RISC-V Processor for Extreme-Edge DNN Inference," in *2020 IEEE Computer Society Annual Symposium on VLSI (ISVLSI)*, 2020, pp. 512–517.
- [38] E. Flamand, D. Rossi, F. Conti, I. Loi, A. Pullini, F. Rotenberg, and L. Benini, "GAP-8: A RISC-V SoC for AI at the Edge of the IoT," in *2018 IEEE 29th International Conference on Application-specific Systems, Architectures and Processors (ASAP)*, 2018, pp. 1–4.
- [39] K. Zhang, J. Guo, B. Song, W. Zhang, and Z. Bao, "UltraNet: A FPGA-based Object Detection for the DAC-SDC 2020," https://github.com/heheda365/ultra_net, 2020.



Yao Chen received the B.S. and Ph.D. degree from Nankai University, Tianjin, China in 2010 and 2016, respectively. He is currently a Senior Research Scientist in the Advanced Digital Sciences Center, Singapore, University of Illinois at Urbana-Champaign. He also serves as the Coordinator for Hardware and Data Analytics research groups. His current research interests include high-performance reconfigurable computing, high-level synthesis, machine learning and high performance computing.



Junhao Pan received the B.S. degree and is a Ph. D. candidate with the ECE Department, University of Illinois at Urbana-Champaign. His research focuses on deep learning accelerator design, hardware-software co-design, and Internet-of-Things applications.



Xinheng Liu receives his B.S. and Ph.D degree from University of Illinois Urbana-Champaign in 2015 and 2022 respectively. His research interests include high-level synthesis, high-performance computing architecture and domain-specific accelerator design for machine-learning applications.



Jinjun Xiong Jinjun Xiong received his B.S. and M.S. degrees from Tsinghua University, Beijing, China, in 1998 and 2000, respectively, M.S. degree from University of Wisconsin, Madison in 2002, and Ph.D. degree from University of California, Los Angeles, in 2006. He is currently Empire Innovation Professor with the Department of Computer Science and Engineering at University at Buffalo. Prior to that, he was a Senior Researcher and Program Director for AI and Hybrid Clouds Systems at the IBM Thomas J. Watson Research Center, Yorktown Heights, New York, USA. His current research interests are on across-stack AI systems research, which include AI applications, algorithms, tooling, and computer architectures. Many of his research results have been adopted in industrial products and tools. His publication won eight Best Paper Awards and eight Nominations for Best Paper Awards from international conferences.



Deming Chen received the B.S. degree in computer science from the University of Pittsburgh, PA, USA, in 1995, and the M.S. and Ph.D. degrees in computer science from the University of California at Los Angeles, in 2001 and 2005, respectively. He is the Abel Bliss Endowed Professor with the ECE Department, University of Illinois at Urbana-Champaign. Dr. Chen is an IEEE Fellow, an ACM Distinguished Speaker, and the Editor-in-Chief of ACM Transactions on Reconfigurable Technology and Systems (TRETS). His current research interests include system-level and high-level synthesis, machine learning, GPU and reconfigurable computing, computational genomics, and hardware security.