

# Long Short-Term Preference Modeling for Continuous-Time Sequential Recommendation

Huixuan Chi<sup>1\*</sup>, Hao Xu<sup>2\*</sup>, Hao Fu<sup>2</sup>, Mengya Liu<sup>3</sup>, Mengdi Zhang<sup>2</sup>, Yuji Yang<sup>2</sup>, Qinfen Hao<sup>1†</sup>, Wei Wu<sup>2</sup>

<sup>1</sup>Institute of Computing Technology, Chinese Academy of Sciences, Beijing, China

<sup>2</sup>Meituan Inc, Beijing, China

<sup>3</sup>University of Southampton, Southampton, UK

chihuixuan21s@ict.ac.cn, kingsleyhsul@gmail.com, haofuch@outlook.com, Mengya.Liu@soton.ac.uk  
mdzhangmd@gmail.com, yangyujijyj@gmail.com, haoqinfen@ict.ac.cn, wuwei19850318@gmail.com

## Abstract

Modeling the evolution of user preference is essential in recommender systems. Recently, dynamic graph-based methods have been studied and achieved SOTA for recommendation, majority of which focus on user’s stable long-term preference. However, in real-world scenario, user’s short-term preference evolves over time dynamically. Although there exists sequential methods that attempt to capture it, how to model the evolution of short-term preference with dynamic graph-based methods has not been well-addressed yet. In particular: 1) existing methods do not explicitly encode and capture the evolution of short-term preference as sequential methods do; 2) simply using last few interactions is not enough for modeling the changing trend. In this paper, we propose Long Short-Term Preference Modeling for Continuous-Time Sequential Recommendation (**LSTSR**) to capture the evolution of short-term preference under dynamic graph. Specifically, we explicitly encode short-term preference and optimize it via memory mechanism, which has three key operations: *Message*, *Aggregate* and *Update*. Our memory mechanism can not only store one-hop information, but also trigger with new interactions online. Extensive experiments conducted on five public datasets show that **LSTSR** consistently outperforms many state-of-the-art recommendation methods across various lines.<sup>1</sup>

## Introduction

Recommender systems have been widely deployed in many online services, such as e-commerce, online review and videos (Zhou et al. 2018; An et al. 2019). In sequential recommendation scenario with implicit feedback, modeling the evolution of user preference becomes one of the most essential tasks (Kang and McAuley 2018; Chang et al. 2021).

Recently, some dynamic graph-based methods (Kumar, Zhang, and Leskovec 2019; Fan et al. 2021; Zhang et al. 2022) for user preference modeling have been studied and achieved state-of-the-art performance by taking both graph structures and timestamps into consideration. For example, TGSRec (Fan et al. 2021) unify sequential patterns and dynamic collaborative signals to improve the quality of recommendation. Despite their superior performance, most of

the current methods focus more on user’s long-term preference, which can be regarded as user’s general/overall preference and remain stable for a long time. However, in real-world recommender systems, user preference keeps evolving, which leads to preference drifting phenomenon (Zhou et al. 2019; Chang et al. 2021; Zheng et al. 2022) and can be regarded as user’s short-term preference.

There exists some works for modeling fast-changing short-term preference in traditional sequential recommendation. They could be roughly summarized into two categories: one attempts to capture short-term preference from user’s last few interacted items (Li et al. 2017; Liu et al. 2018; Wu et al. 2019; Kang and McAuley 2018); the other applies time series methods, such as LSTM (Graves 2012) and GRU (Chung et al. 2014), to capture the evolution of short-term preference from long sequential user behavior data (Zhou et al. 2019; Yu et al. 2019; Zheng et al. 2022).

Although these sequential methods could achieve satisfactory results, how to model short-term preference with dynamic graph-based methods has not been well-addressed yet: (1) The existing dynamic graph-based methods attempt to model user’s preference with continuous-time embedding and dynamic collaborative signals, which assume that user’s preference evolves smoothly as dynamic graph evolves. Thus, these methods do not explicitly encode and capture the evolution of user’s short-term preference as sequential methods do. (2) Each short-term preference has its own evolution track and one behavior of a user may depend on the behavior that takes long time ago (Zhou et al. 2019). Simply using last few interactions is not enough for modeling the changing trend of short-term preference. Furthermore, both user’s long-term and short-term preferences are of great importance for recommendation (Liu et al. 2018), but existing dynamic graph-based methods do not combine these two types of preferences well.

Based on all these observations, we propose Long Short-Term Preference Modeling for Continuous-Time Sequential Recommendation (**LSTSR**) to enhance user’s short-term preference in user-item dynamic graph. Our method consists of four components: (1) Dynamic Graph Construction that constructs CTDG from history user interaction. (2) Long Short-Term Embedding Layer that explicitly encodes timestamp, long-term and short-term preference with memory mechanism. (3) Dynamic Collaborative Transformer that

\*These authors contributed equally.

†Corresponding author.

<sup>1</sup>Our source code will be publicly released.

constructs dynamic embeddings and use DSACF to capture dynamic collaborative signals. (4) Recommendation and Optimization that calculate affinity scores and BPR loss. Specifically, in order to capture the evolution of user’s dynamic short-term preference, we explicitly encode short-term preference and propose memory mechanism to optimize it. Inspired by existing memory network (Chen et al. 2018; Pi et al. 2019) and message passing mechanism, our memory mechanism has three key operations: *Message*, *Aggregate* and *Update*. Firstly, we construct messages according to user/item short-term embedding and continuous-time embedding. Note that such messages take both collaborative signals and time interval information into consideration. Secondly, we aggregate messages from neighbors to obtain information of current preference. Thirdly, we adopt time series method, such as LSTM and GRU, to update short-term embedding with current preference information, thus capturing the evolution of dynamic short-term preference. Our memory mechanism has two distinct advantages: (1) it stores one-hop information during message passing process; (2) it can be triggered with new interactions even after training. In sum, we make the following contributions:

- We highlight the evolution of dynamic short-term preference, and take the pioneer of capturing it in dynamic graph-based methods.
- We propose **LSTSR** to capture the evolution of short-term preference under dynamic graph. The short-term embeddings that represents such evolution are explicitly encoded and optimized by our proposed memory mechanism.
- We conduct extensive experiments on five public recommendation datasets. Experiments show that our **LSTSR** achieves significant gains over many state-of-the-art baselines from various lines. Further analysis demonstrates the great importance of memory mechanism proposed by our method.

## Preliminaries

In this section, we define concepts used in our method.

**Continuous-Time Dynamic Graph.** A continuous-time dynamic graph (CTDG) is defined as  $\mathcal{G} = \{\mathcal{U}, \mathcal{I}, \mathcal{E}, \mathcal{X}\}$ , where  $\mathcal{U} = \{u_1, u_2, \dots, u_n\}$  is the user node set,  $\mathcal{I} = \{i_1, i_2, \dots, i_r\}$  is the item node set,  $(u_j, i_o, t_q) \in \mathcal{E}$  represents an interaction between user  $u_j$  and item  $i_o$  at timestamp  $t_q$ .  $\mathcal{X} = \{\mathbf{x}_{j,o}(t_q) | (u_j, i_o, t_q) \in \mathcal{E}\}$  denotes the features of the interactions, which can be optional.  $\mathcal{T} = \{t_1, \dots, t_p, t_q, \dots\}$  is the timestamp set.

**Dynamic Neighbor Sampling.** Given a user  $u_j$  at  $t_q$ , its neighbors generated by dynamic neighbor sampling are defined as  $\mathcal{N}_{u_j}(t_q) = \{i_k | (u_j, i_k, t_p) \in \mathcal{E}, t_p < t_q\}$ . To ensure timeliness, we always sample the most recent  $\epsilon$  items for  $u_j$  before  $t_q$ , i.e.,  $|\mathcal{N}_{u_j}(t_q)| = \epsilon$ .

**Continuous-Time Sequential Recommendation.** In this paper, we follow the definition of continuous-time sequential recommendation by (Fan et al. 2021), in which the input and output can be written as:

**Input:** user set  $\mathcal{U}$ , item set  $\mathcal{I}$ , CTDG, timestamp set  $\mathcal{T}_u$ .

**Output:** A continuous-time sequential recommendation that estimates the probability that a user with CTDG will generate a ranking list of items at  $t_c \in \mathcal{T}_u$ .

## Proposed Method

We now present the proposed **LSTSR** method, which is illustrated in Figure 1. There are four components in the architecture: (1) Dynamic Graph Construction: constructs CTDG from history user interaction. (2) Long Short-Term Embedding Layer: encodes timestamp as vector, long-term preference as global embedding, and updates short-term embedding by memory mechanism. The memory mechanism is continuous time-aware so that the impact of recent interactions can be adaptively determined. (3) Dynamic Collaborative Transformer: constructs dynamic embeddings and use DSACF to capture dynamic collaborative signals. (4) Recommendation and Optimization: takes user and item representation as input, and outputs a ranked list of items for a given user at a given timestamp.

### Dynamic Graph Construction

We attempt to construct a CTDG from history user behavior, which can be represented by an chronologically ordered list for user  $u_j$ :  $\zeta_{u_j} = \{(i_1, t_1), \dots, (i_k, t_p), (i_o, t_q), \dots\}$ . When the user  $u_j$  acts on item  $i_o$  at  $t_q$  in  $\zeta_{u_j}$ , an edge  $(u_j, i_o, t_q) \in \mathcal{E}$  is established. The edge feature  $\mathbf{x}_{j,o}(t_q) \in \mathbb{R}^{d_e}$  normally contains information about current interaction, which is determined by dataset. Note that one user can interact with a specific item at any timestamp even many times, which means CTDG is more dense than static graphs.

### Long Short-Term Embedding Layer

We encode three types of embeddings in this paper. The continuous-time embedding module embeds timestamps into vectors. The long-term embedding serves as a global representation of user/item, while the short-term embedding captures the dynamic evolution of user/item with memory mechanism.

**Continuous-Time Embedding.** We define the dynamic kernel function (Xu et al. 2020; Fan et al. 2021) to generate continuous-time embeddings of  $t_q$  and  $t_p$  as:

$$\phi(t_q, t_p) = \Phi(t_q) \cdot \Phi(t_p) \in \mathbb{R}^{d_t} \quad (1)$$

where  $\Phi(t) : t \rightarrow \mathbb{R}^{d_t}$  is a function mapping based on Bochner’s Theorem (Loomis 2013). In our method, the function can be formulated as:

$$\Phi(t) := \sqrt{\frac{1}{d}} [\cos(w_1 t), \sin(w_1 t), \dots, \cos(w_d t), \sin(w_d t)] \quad (2)$$

where  $\mathbf{w} = (w_1, \dots, w_d) \in \mathbb{R}^{d_t}$  denote learnable parameters, which are initialized to uniform distribution. Note that other parameterized functions can also be applied, such as timestamp projection:  $\phi_\Delta(t_q, t_p) = \mathbf{w}(t_q - t_p)$ , where  $\mathbf{w}$  are learnable parameters.

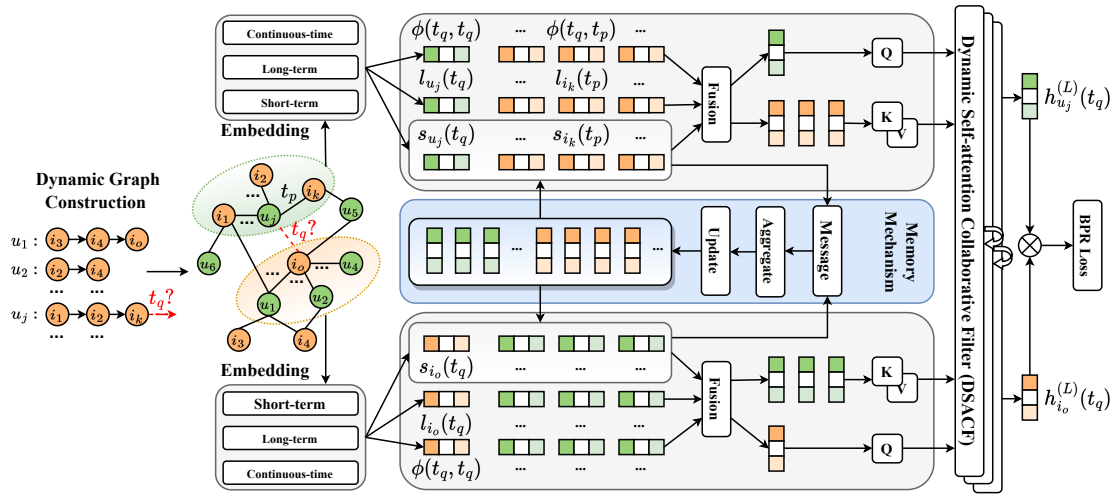


Figure 1: The method of **LSTR**. The CTDG is constructed from history user behavior, and the dynamic neighbor sampling is used to generate  $\epsilon$  neighbors for  $u_j$  and  $i_o$ , respectively. To obtain final dynamic embedding  $h_{u_j}^{(L)}(t_q)$  and  $h_{i_o}^{(L)}(t_q)$ , we first generate continuous-time embeddings, long-term embeddings, and enhance short-term embeddings with memory mechanism. Then, we fuse these embeddings to generate query, key, value for DSACF. Finally, we calculate the score between  $u_j$  and  $i_o$  at  $t_q$  and use BPR loss for topk recommendation.

**Long Short-Term User/Item Embedding.** Firstly, for long-term embedding, a user (item) node is parameterized by a vector  $l_{u_j}(t_q)$  ( $l_{i_o}(t_q)$ )  $\in \mathbb{R}^d$ , where we initialize node by indexing an embedding table for user  $u_j$  (item  $i_o$ ) with ID embedding:

$$l_{u_j}(t_q) = W_l \cdot \mathbf{a}_j, \quad (l_{i_o}(t_q) = W_l \cdot \mathbf{a}_o) \quad (3)$$

where  $W_l \in \mathbb{R}^{d \times (n+r)}$  is a linear transformation matrix shared by all users and items.  $\mathbf{a}_j$  ( $\mathbf{a}_o$ )  $\in \mathbb{R}^{(n+r)}$  are one-hot ID embeddings. As for long-term embedding for users and items, it functions as node features and is optimized by gradient descent.

Then, for short-term embedding, a user (item) is parameterized by a vector  $s_{u_j}(t_q)$  ( $s_{i_o}(t_q)$ )  $\in \mathbb{R}^d$ , which is initialized to all-zero vectors, and optimized by memory mechanism.

**Memory Mechanism.** We propose memory mechanism to model the dynamic evolution of short-term preference over time. Owing to memory mechanism, **LSTR** has the capability to memorize the compressed node history. The memory mechanism, which is updated if a node has new interactions (even after training), has three major operations: *Message*, *Aggregate* and *Update*. In the following, we take user  $u_j$  at  $t_q$  as an example, while item  $i_o$  has similar operations.

**Message.** Since dynamic collaborative signals and time interval information are essential in recommendation scenarios, we combine user/item short-term embeddings and continuous-time embedding to construct the messages. For each user  $u_j$  at timestamp  $t_p$ , we can compute the message from its neighbor  $i_k \in \mathcal{N}_{u_j}(t_q)$  as:

$$\mathbf{m}_{u_j \leftarrow i_k}(t_p) = [s_{u_j}(t_q^-) \parallel s_{i_k}(t_p^-) \parallel \mathbf{x}_{j,k}(t_p)] \phi(t_q, t_p) \quad (4)$$

where  $\parallel$  is the concatenate operation.  $s_{u_j}(t_q^-)$  and  $s_{i_k}(t_p^-)$  represent the latest states of short-term embeddings for  $u_j$

and  $i_k$  right before  $t_q$  and  $t_p$ , respectively.  $\phi(t_q, t_p)$  represents continuous-time embeddings.

**Aggregate.** In this stage, we aggregate the messages from the neighbors of  $u_j$  at timestamp  $t_q$  to obtain current preference information. The aggregation operation can be formulated as:

$$\bar{\mathbf{m}}_{u_j}(t_q) = \text{Agg} \{ \mathbf{m}_{u_j \leftarrow i_k}(t_p), i_k \in \mathcal{N}_{u_j}(t_q) \} \quad (5)$$

where  $\text{Agg}\{\cdot\}$  is an aggregation function. While multiple choices can be considered for implementing aggregation function, for example, mean or attention. In our method, we use last time aggregation, which selects the message from the last interaction before  $t_q$ . The motivation is that user's preference may evolve dynamically, therefore, the most recent message might be more valuable than other messages.

**Update.** Finally, to capture the evolution of dynamic short-term preference, we update short-term embedding  $s_{u_j}(t_q)$  based on  $\bar{\mathbf{m}}_{u_j}(t_q)$  and  $s_{u_j}(t_q^-)$ :

$$s_{u_j}(t_q) = f(\bar{\mathbf{m}}_{u_j}(t_q), s_{u_j}(t_q^-)) \quad (6)$$

The update function  $f(\cdot)$  can be a time series function, such as RNN (Medsker and Jain 2001), LSTM (Graves 2012), GRU (Chung et al. 2014), etc. In this paper, we implement  $f(\cdot)$  as GRU. Analogously, we can obtain the embedding  $s_{i_k}(t_q)$  for item  $i_k$  by the above three operations.

To summarize, the reason that memory mechanism boosts the performance lies in its message passing process of updating short-term embeddings for users and items. Since message passing process in memory mechanism has already stored 1-hop messages, **LSTR** only needs one layer to achieve good results. (Our method actually aggregates the information of 2-order neighbors.)

## Dynamic Collaborative Transformer (DCT)

Next, we present dynamic collaborative transformer (DCT) layer, which contains two component: (1) dynamic embed-

ding construction (2) dynamic self-attention collaborative filter (DSACF). In the following, we take the calculation of final dynamic embedding for  $u_j$  at  $t_q$  as an example.

**Dynamic Embedding Construction.** We construct the dynamic embedding  $\mathbf{z}_{u_j}^{(\ell)}(t_q)$  for user  $u_j$  at  $t_q$  of the  $\ell$ -th DCT layer as the combination of long short-term information and continuous-time embeddings:

$$\mathbf{z}_{u_j}^{(\ell)}(t_q) = \mathbf{h}_{u_j}^{(\ell)}(t_q) \parallel \phi(t_q, t_q) \quad (7)$$

where  $\ell = \{0, \dots, L-1\}$  denotes the layer of DCT.  $\phi(t_q, t_q)$  denotes continuous-time embedding.  $\mathbf{h}_{u_j}^{(\ell)}(t_q)$  is the long short-term information for  $u_j$  at  $t_q$ . Note that when  $\ell = 0$ , it is the first DCT layer. The long short-term information  $\mathbf{h}_{u_j}^{(0)}(t_q) = \mathbf{s}_{u_j}(t_q) + \mathbf{l}_{u_j}(t_q)$ , i.e., the summation of long-term and short-term embeddings. When  $\ell > 0$ , the long short-term information is generated from the previous DCT layer.

Different from user  $u_j$ , the dynamic embedding for its neighbor  $i_k \in \mathcal{N}_{u_j}(t_q)$  at  $t_p$  contains edge features  $\mathbf{x}_{j,k}(t_p)$ , which can be formulated as:

$$\mathbf{z}_{i_k}^{(\ell)}(t_p) = \mathbf{h}_{i_k}^{(\ell)}(t_p) \parallel \mathbf{x}_{j,k}(t_p) \parallel \phi(t_q, t_p) \quad (8)$$

Again, note that when  $\ell = 0$ ,  $\mathbf{h}_{i_k}^{(0)}(t_p) = \mathbf{s}_{i_k}(t_p) + \mathbf{l}_{i_k}(t_p)$ . When  $\ell > 0$ , the long short-term information is output from the previous DCT layer.

**Dynamic Self-attention Collaborative Filter (DSACF).** Next, we build upon the masked self-attention architecture (Vaswani et al. 2017) in order to capture dynamic collaborative signal. We compute the weighted summation of the information from all sampled items as:

$$\mathbf{z}_{\mathcal{N}_{u_j}}^{(\ell)}(t_q) = \sum_{i_k \in \mathcal{N}_{u_j}(t_q)} \alpha_{j,k}(t_p) \cdot \mathbf{W}_v^{(\ell)} \cdot \mathbf{z}_{i_k}^{(\ell)}(t_p) \quad (9)$$

where  $\alpha_{j,k}(t_p)$  denotes the weights of the interaction and  $\mathbf{W}_v^{(\ell)} \in \mathbb{R}^{d \times (d+d_t+d_e)}$  is the linear transformation matrix. The attention weights  $\alpha_{j,k}(t_p)$  can be formulated as follows:

$$\alpha_{j,k}(t_p) = \frac{\exp(\beta_{j,k}(t_p))}{\sum_{i_{k'} \in \mathcal{N}_{u_j}(t_q)} \exp(\beta_{j,k'}(t_p))} \quad (10)$$

where  $\beta_{j,k}(t_p)$  represents the raw attention weights, which can be calculated as:

$$\beta_{j,k}(t_p) = \frac{1}{\sqrt{d+d_t}} \left( \mathbf{W}_k^{(\ell)} \cdot \mathbf{z}_{i_k}^{(\ell)}(t_p) \right)^T \left( \mathbf{W}_q^{(\ell)} \cdot \mathbf{z}_{u_j}^{(\ell)}(t_q) \right) \quad (11)$$

where  $\mathbf{W}_k^{(\ell)} \in \mathbb{R}^{d \times (d+d_t+d_e)}$  and  $\mathbf{W}_q^{(\ell)} \in \mathbb{R}^{d \times (d+d_t)}$  are both linear transformation matrices. Finally, we combine  $\mathbf{z}_{\mathcal{N}_{u_j}}^{(\ell)}(t_q)$  and the input dynamic embedding at current DCT layer, then forward it to a FFN (Sazli 2006) layer:

$$\mathbf{h}_{u_j}^{(\ell+1)}(t_q) = \text{FFN} \left( \mathbf{z}_{\mathcal{N}_{u_j}}^{(\ell)}(t_q) \parallel \mathbf{z}_{u_j}^{(\ell)}(t_q) \right) \quad (12)$$

As for  $(u_j, i_o, t_q)$ , in the last layer  $L-1$ , we can obtain the final dynamic embedding  $\mathbf{h}_{u_j}^{(L)}(t_q)$  for  $u_j$  at  $t_q$ .

Analogously,  $\mathbf{h}_{i_o}^{(L)}(t_q)$  for item  $i_o$  can also be calculated by DCT. In addition, we employ multi-head mechanism to our **LSTSR**, which not only stabilize the learning process of self-attention, but also be beneficial to performance for continuous-time sequential recommendation.

## Recommendation and Optimization

**Prediction Layer.** For each  $(u_j, i_o, t_q)$ , we can calculate the prediction score as:

$$\mathbf{y}_{j,o}(t_q) = \text{FFN} \left( \mathbf{h}_{u_j}^{(L)}(t_q) \parallel \mathbf{h}_{i_o}^{(L)}(t_q) \right) \quad (13)$$

where  $\mathbf{y}_{j,o}(t_q)$  denotes the affinity score between user  $u_j$  and item  $i_o$  at  $t_q$ . Note that other operations can also be used, such as hadamard product (Horn 1990). The affinity score is used to calculate the ranking list of items for each user, while items with high scores will be recommended for user at the top.

**Loss Function.** We use the pairwise BPR loss (Rendle et al. 2012) to learn the parameters. BPR loss has been widely used in recommender systems and assumes that the positive interactions should be assigned higher affinity scores than the negative ones. The objective function is as follows:

$$\mathcal{L} = \sum_{u_j} \sum_{(u_j, i_o, i_{o'}, t_q) \in \mathcal{O}} -\ln \sigma(\mathbf{y}_{j,o}(t_q) - \mathbf{y}_{j,o'}(t_q)) + \lambda \|\Theta\|_2^2 \quad (14)$$

where  $\mathcal{O} = \{(u_j, i_o, i_{o'}, t_q) | (u_j, i_o, t_q) \in \mathcal{E}, (u_j, i_{o'}, t_q) \notin \mathcal{E}\}$  denotes the pairwise training data;  $\sigma(\cdot)$  is the sigmoid function;  $\Theta$  represents the weights of long-term embeddings, and  $\lambda$  controls the  $L_2$  regularization strength to prevent overfitting.

## Experiment

In this section, we perform experiments on five public datasets to demonstrate the effectiveness of **LSTSR**. The experiment analysis answers the following Research Questions (RQs):

- **RQ1:** How does **LSTSR** perform as compared with state-of-the-art methods in continuous-time sequential recommendation task?
- **RQ2:** Dose **LSTSR** capture users' long-term and short-term preference effectively?
- **RQ3:** How do different modules affect the performance of **LSTSR**?
- **RQ4:** Does **LSTSR** have efficient training and inference process?

## Datasets

We conduct our experiments on five datasets, which are publicly accessible and cover various domain and sparsity. The datasets<sup>2</sup> of Wikipedia and Reddit are released by JODIE (Kumar, Zhang, and Leskovec 2019): (1) Wikipedia dataset contains one month of user-edit interactions on Wikipedia pages. (2) Reddit dataset contains one month of user-post

<sup>2</sup><http://snap.stanford.edu/jodie>

interactions in Sub-Reddit. We also use Amazon review dataset<sup>3</sup> (McAuley et al. 2015), which contains product reviews and metadata from Amazon. We choose two subsets, i.e., Software, Musical Instruments, and Luxury Beauty for experiments. The statistical information is shown in Table 1.

For each dataset, in main experiment, we chronologically split it into train/validation/test at 80%/10%/10% ratio. Moreover, to verify the effectiveness of long short-term preference modeling, we set up more data partitioning schemes. We create interaction sequences of varying length for training. We take the latest 25%, 50%, 75%, and 100% interactions of the full training set, respectively. The validation set and test set are the same as in main experiment.

Table 1: Statistics of datasets. Density indicates the graph density (Anderson, Butts, and Carley 1999).

Dataset	Wikipedia	Reddit	Software	Instruments	Beauty
#Users	8,227	10,000	1,827	1,430	3,819
#Items	1,000	984	803	900	1,581
#Instances	157,474	672,447	12,805	10,261	34,278
#Edge features	172	172	—	—	—
Density	0.36%	1.11%	0.37%	0.37%	0.23%

## Baselines

To demonstrate the effectiveness, we compare our **LSTSR** with the existing three categories of seven state-of-the-art methods:

- **General recommendation methods:** In this part, we compare with **NGCF** (Wang et al. 2019) and **LightGCN** (He et al. 2020), which are the state-of-the-art graph-based methods in general recommendation. For fair comparison, we extend NGCF to an edge feature-aware version  $\text{NGCF}^\dagger$ , in which the edge features are added into its message propagation. Note that LightGCN is not extended as the above, as it does not have a weight matrix.
- **Sequential recommendation methods:** In this part, we compare with **SASRec** (Kang and McAuley 2018), **TiSASRec** (Li, Wang, and McAuley 2020) and **TGSRec** (Fan et al. 2021), which are the state-of-the-art sequential recommendation methods. Similar to NGCF, we also extend them into the edge feature-aware version:  $\text{SASRec}^\dagger$ ,  $\text{TiSASRec}^\dagger$  and  $\text{TGSRec}^\dagger$ .
- **Dynamic graph embedding methods:** In this part, we compare with **JODIE** (Kumar, Zhang, and Leskovec 2019) and **DyREP** (Trivedi et al. 2019), which are the state-of-the-art dynamic graph embedding methods.

## Experimental Details

**Evaluation Setting.** To evaluate the quality of recommended items, we adopt two metrics (He et al. 2017; Hsieh et al. 2017):  $\text{Recall@K}$ ,  $\text{NDCG@K}$ . We set  $K$  in  $\{10, 20\}$  for a comprehensive comparison. We report the average and standard deviation of results over 10 independent runs. For each interaction  $(u_j, i_o, t_q)$  in validation/test sets, we treat items that  $u_j$  has not interacted with before  $t_q$  as

negative items. In order to accelerate the evaluation, we sample 500 negative items for evaluation instead of full set of negative items in Wikipedia, Reddit and Instruments.

**Parameter Settings.** We implement our **LSTSR** method with PyTorch (Paszke et al. 2019) in a NVIDIA Tesla V100 GPU (32GB). In Amazon, we fixed the time embedding size, long and short-term embedding sizes to 172, while in Instruments, it is fixed to 128. We optimize all methods with the Adam optimizer, where the batch size is fixed at 200. We tune the learning rate in  $\{10^{-3}, 10^{-4}, 10^{-5}\}$ , search the  $L_2$  regularization coefficient from  $\{10^{-1}, 3 \times 10^{-1}, 10^{-2}, 10^{-3}\}$ . We also search for number of layers in  $\{1, 2, 3\}$ , and number of heads in  $\{2, 4\}$ . We use the xavier\_uniform initializer (Glorot and Bengio 2010) to initialize the method parameters.

## Comparison with Baselines (RQ1)

We compare the performance of baseline methods with **LSTSR**. The results (Table 2) indicate that:

- Our method **LSTSR** yields the best performance on almost all the datasets. In particular, **LSTSR** improves over the strongest baselines *w.r.t.*  $\text{NDCG@10}$  by 25.31%, 5.26%, 71.87%, 14.46% and 50.18% in five datasets, respectively. Several factors together contribute to the superiority of **LSTSR**: (1) **LSTSR** explicitly models long short-term preference. (2) Memory mechanism enhances short-term preference modeling. (3) Dynamic Collaborative Filter Modeling captures dynamic collaborative signals.
- Compared to TGSRec, our **LSTSR** enhances short-term preference by memory mechanism, thus leading to high performance in Wikipedia and Reddit datasets. In addition, LightGCN and TiSASRec performs well in Software and Instruments, respectively. This emphasizes the importance of collaborative signals in recommender systems. We also observe that our **LSTSR** has a higher improvement in  $\text{NDCG@K}$  and  $\text{MRR}$  metrics, which indicates that our method performs better in ranking.

## Long Short-term Preferences (RQ2)

**Effect of different training data proportions.** In a real-world recommender system, the length of interaction history available for training models may vary. Longer history provides richer information of dynamic patterns than shorter one, but introduces increased noise too. Thus, whether to effectively model the user’s long short-term preference in a short timespan is a significant issue. We study how **LSTSR** improves the recommendation for those users with different training data proportions.

As shown in Figure 2, we can observe that: (1) all baselines have poor performance in capturing users’ long short-term preference when the timespan is short due to data sparsity. However, our method still keeps the excellent performance of  $\text{NDCG@10}$  in 0.8076 and 0.7552 on Wikipedia and Reddit with shortest timespan, respectively. Since **LSTSR** models the short-term interest explicitly and saves the compressed history of the node information in

<sup>3</sup><http://jmcauley.ucsd.edu/data/amazon>

<sup>4</sup>More details will be released in our code.

Table 2: The mean and standard deviation over 10 different runs on five datasets. Underline means the best baseline, **bold** means the best performance. The Improv. indicates the improvement of **LSTSR** compared with the best baseline. † means the method uses its edge feature-aware version in Wikipedia and Reddit dataset.

Datasets	Metrics	NGCF†	LightGCN	SASRec†	TiSASRec†	JODIE	DyREP	TGSRec†	<b>LSTSR</b>	Improv.
Wikipedia	Recall@10	0.0292±0.0036	0.0262±0.0041	0.5319±0.0184	0.5350±0.0156	0.4589±0.0219	0.5707±0.0156	0.7488±0.0052	<b>0.8602</b> ±0.0028	+0.1114
	Recall@20	0.0438±0.0069	0.0394±0.0061	0.5920±0.0157	0.5991±0.0119	0.5532±0.0206	0.6294±0.0139	0.8012±0.0051	<b>0.8859</b> ±0.0027	+0.0847
	NDCG@10	0.0340±0.0046	0.0304±0.0035	0.3694±0.0097	0.3717±0.0066	0.3333±0.0206	0.4791±0.0131	0.6420±0.0055	<b>0.8045</b> ±0.0034	+0.1625
	NDCG@20	0.0413±0.0055	0.0370±0.0039	0.3847±0.0088	0.3880±0.0052	0.3568±0.0191	0.4937±0.0129	0.6551±0.0054	<b>0.8109</b> ±0.0031	+0.1558
Reddit	Recall@10	0.0221±0.0006	0.0218±0.0004	0.7699±0.0021	0.7700±0.0009	0.3053±0.0405	0.7656±0.0044	0.8005±0.0035	<b>0.8306</b> ±0.0023	+0.0301
	Recall@20	0.0331±0.0005	0.0324±0.0006	0.8282±0.0023	0.8287±0.0014	0.3910±0.0483	0.8188±0.0036	0.8439±0.0031	<b>0.8697</b> ±0.0021	+0.0258
	NDCG@10	0.0500±0.0010	0.0487±0.0009	0.6123±0.0023	0.6109±0.0019	0.2126±0.0324	0.6524±0.0061	0.7164±0.0049	<b>0.7552</b> ±0.0028	+0.0388
	NDCG@20	0.0608±0.0009	0.0592±0.0013	0.6271±0.0022	0.6258±0.0020	0.2339±0.0340	0.6657±0.0058	0.7273±0.0048	<b>0.7650</b> ±0.0027	+0.0377
Software	Recall@10	0.0882±0.0091	0.1204±0.0101	0.0446±0.0019	0.0452±0.0052	0.0943±0.0304	0.0729±0.0148	0.0541±0.0093	<b>0.1591</b> ±0.0144	+0.0387
	Recall@20	0.1391±0.0133	0.1785±0.0091	0.0782±0.0043	0.0763±0.0051	0.1578±0.0320	0.1284±0.0281	0.0775±0.0074	<b>0.2334</b> ±0.0172	+0.0549
	NDCG@10	0.0415±0.0027	0.0554±0.0032	0.0209±0.0019	0.0215±0.0026	0.0538±0.0220	0.0425±0.0066	0.0263±0.0041	<b>0.0935</b> ±0.0044	+0.0059
	NDCG@20	0.0523±0.0043	0.0683±0.0034	0.0293±0.0018	0.0293±0.0018	0.0696±0.0194	0.0563±0.0093	0.0321±0.0037	<b>0.1120</b> ±0.0039	+0.0424
Instruments	Recall@10	0.0498±0.0070	0.0484±0.0036	0.0738±0.0044	<b>0.0781</b> ±0.0040	0.0463±0.0109	0.0419±0.0029	0.0604±0.0102	0.0776±0.0097	-
	Recall@20	0.0797±0.0099	0.0769±0.0057	0.1212±0.0073	0.1329±0.0043	0.0855±0.0104	0.0831±0.0132	0.0962±0.0086	<b>0.1384</b> ±0.0062	+0.0055
	NDCG@10	0.0188±0.0019	0.0197±0.0018	0.0362±0.0019	0.0408±0.0022	0.0229±0.0053	0.0219±0.0008	0.0351±0.0044	<b>0.0467</b> ±0.0041	+0.0059
	NDCG@20	0.0243±0.0023	0.0254±0.0021	0.0481±0.0024	0.0545±0.0008	0.0327±0.0050	0.0323±0.0030	0.0441±0.0035	<b>0.0620</b> ±0.0027	+0.0075
Beauty	Recall@10	0.0493±0.0034	0.0548±0.0025	0.0440±0.0109	0.0442±0.0181	0.0890±0.0054	0.0519±0.0041	0.0546±0.0086	<b>0.1343</b> ±0.0156	+0.0453
	Recall@20	0.0725±0.0046	0.0770±0.0019	0.0745±0.0156	0.0734±0.0227	0.1219±0.0074	0.0840±0.0042	0.0860±0.0091	<b>0.1852</b> ±0.0292	+0.0633
	NDCG@10	0.0209±0.0011	0.0222±0.0010	0.0218±0.0051	0.0230±0.0100	0.0544±0.0018	0.0319±0.0033	0.0315±0.0055	<b>0.0817</b> ±0.0069	+0.0273
	NDCG@20	0.0253±0.0016	0.0265±0.0012	0.0295±0.0063	0.0303±0.0112	0.0627±0.0021	0.0399±0.0033	0.0394±0.0053	<b>0.0946</b> ±0.0096	+0.0319

memory, it can achieve good performance for users with a short timespan. (2) As the timespan increases, all methods’ performance improves. Our method **LSTSR** is consistently superior to other methods across two datasets. Meanwhile, TGSRec also get good performance improves. Since our method and TGSRec adopt continuous-time embedding and dynamic collaborative filter methods, they can learn good performance for users.

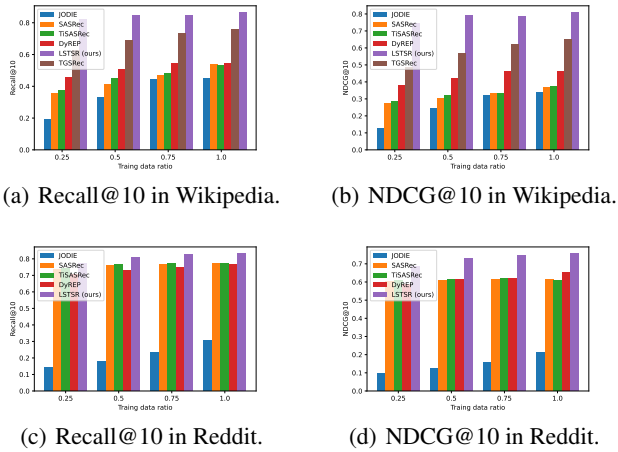


Figure 2: Long-term and short-term results with different training data proportions on Wikipedia and Reddit. Result of TGSRec on Reddit dataset is omitted due to long running time ( $\geq 7$  days).

**Case study for LSTSR.** In this part, we randomly selected two users (i.e. 320 and 416) from Wikipedia dataset, as well as their items they interacted. Figure 3 shows the visualization of training set and predictions over timestamps by user and its relevant items. We find that: (1) there is a certain periodicity in the training set for users, i.e., users regularly interact with certain items. (2) in the test set, our **LSTSR**

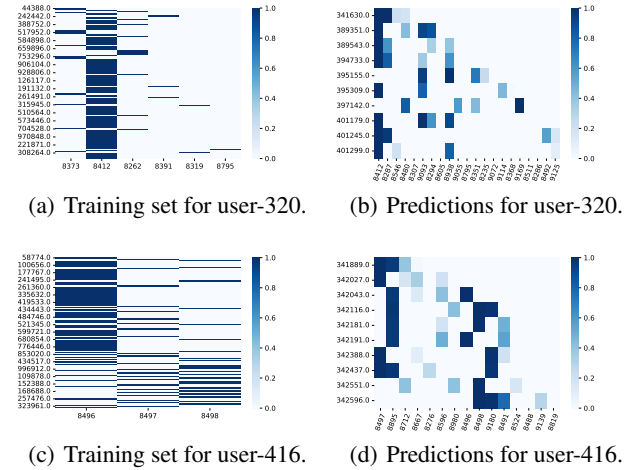


Figure 3: Case study for specific users with visualization. The horizontal axis and vertical axis represent chronological timestamps and items respectively. (a) and (c) represent the training set for specific users, while (b) and (d) represent the prediction results of our **LSTSR**.

captures this periodic pattern well, thanks to both long short-term preference modeling and memory mechanism.

### Ablation Study (RQ3)

We consider different model variants of **LSTSR** from several perspectives and analyze their effects: (1) **LSTSR**-no-short, which removes short-term embeddings and memory mechanism; (2) **LSTSR**-sum, which replaces self-attention architecture with summation operation in DSACF; (3) **LSTSR**-position, which replaces continuous-time encoding with position encoding; (4) **LSTSR**-mean, which replaces the last time aggregation with mean aggregation in memory mechanism; (5) **LSTSR**-2l, which sets the number

of layers to 2.

We can observe that the full version of our developed **LSTSR** achieves the best performance in all cases. As shown in Table 3, we further summarize the conclusions: (1) memory mechanism significantly boost the performance of **LSTSR**. For example, the performance *w.r.t* Recall@10 improves from 0.7232 to 0.8635. (2) continuous-time embedding and DSACF plays a pivotal role in **LSTSR**, capturing dynamic evolution information and collaborative signal. (3) one layer of our method is enough to capture long short-term preference, this is because the effect of more layers is not obvious.

Table 3: Results of Ablation Study on Wikipedia. ↓ indicates a performance drop greater than 10%.

Method	Recall@K		NDCG@K		MRR
	K=10	K=20	K=10	K=20	
<b>LSTSR-no-short</b>	0.7232↓	0.7608↓	0.6682↓	0.6775↓	0.6558↓
<b>LSTSR-sum</b>	0.7824	0.8211	0.6920	0.7017	0.6686
<b>LSTSR-position</b>	0.8099	0.8458	0.7389	0.7479	0.7210
<b>LSTSR-mean</b>	0.8592	0.8833	0.8043	0.8103	0.7898
<b>LSTSR</b>	<b>0.8635</b>	<b>0.8887</b>	<b>0.8076</b>	<b>0.8139</b>	<b>0.7930</b>
<b>LSTSR-2l</b>	<b>0.8671</b>	<b>0.8893</b>	<b>0.8197</b>	<b>0.8252</b>	<b>0.8073</b>

### Efficiency of LSTSR (RQ4)

In continuous-time sequential recommendation task, inference (validation/test) is the bottleneck of the performance, because graph-based representation of all candidate items is re-computed for everything at different timestamps. As shown in Figure 4, in Wikipedia, training TGSRec requires 52x more time than inference, while that of our **LSTSR** is 23x. In addition, similar observations can be drawn on Reddit. We compare the running time of **LSTSR** with TGSRec, which focus on continuous-time sequential recommendation task. As shown in Figure 4, **LSTSR** can achieve near 5x and 10x speedup than TGSRec in training and inference, respectively. The reason is that we adopt memory mechanism, which represents the node’s history in a compressed format and maintains one-hop information. Therefore, one layer is enough. Furthermore, our dynamic neighbor sampling and last time aggregation also save a lot of time.

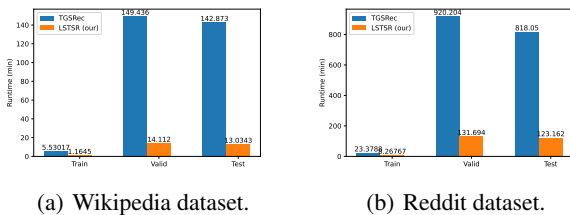


Figure 4: Comparison with TGSRec and **LSTSR** of the runtime (in minutes) per epoch (train, validation, and test) on Wikipedia and Reddit.

## Related Work

### Sequential Recommendation Methods

There exists some works for modeling fast-changing short-term preference in sequential recommendation, which could be roughly summarized into two categories.

One line of research attempts to capture short-term preference from user’s last few interacted items. NARM (Li et al. 2017) and STAMP (Liu et al. 2018) models user preference with two separate encoders, where the local encoder can select recent interacted items to capture short-term preference. SR-GNN (Wu et al. 2019) also follows the same idea. SAS-Rec (Kang and McAuley 2018) and TiSASRec (Li, Wang, and McAuley 2020) adopts self-attention mechanism in history user behavior to adaptively capture short-term preference.

Another line of research applies time series methods to capture the evolution of dynamic short-term preference from history user behavior. For example, GRU4Rec (Hidasi et al. 2016), DIEN (Zhou et al. 2019) and SLi-Rec (Yu et al. 2019) applies RNN (Medsker and Jain 2001), GRU (Chung et al. 2014) and LSTM (Graves 2012), respectively.

### Dynamic Graph-based Methods

Dynamic graph neural networks have been widely studied in many tasks, such as future interaction prediction and dynamic link prediction (Skarding, Gabrys, and Musial 2021). For example, in future interaction prediction, JODIE (Kumar, Zhang, and Leskovec 2019) uses RNN to capture user-item evolution; in dynamic link prediction, DyREP (Trivedi et al. 2019), TGAT (Xu et al. 2020) and TGN (Rossi et al. 2020) propose variance dynamic networks. Recently, some dynamic graph-based methods for user preference modeling have been studied and achieved state-of-the-art performance by taking both graph structures and timestamps into consideration. TGSRec (Fan et al. 2021) and DGSR (Zhang et al. 2022) unify sequential patterns and dynamic collaborative signals to capture the evolution of user-item interactions. These methods assume that user preference evolve smoothly and focus more on user’s general/overall preference, which remains stable for a long time.

## Conclusion

In this paper, we propose **LSTSR** to capture the evolution of short-term preference for continuous-time sequential recommendation task. Based on existing dynamic graph-based methods, a novel memory mechanism is proposed to explicitly encode and update user’s dynamic short-term preference. Extensive experiment results show that our method captures the changing trend of short-term preference, and significantly outperforms various state-of-the-art recommendation models. Lastly, we will further study how to model user preference with long and noisy history behaviors better and streaming it for online industrial scenarios.

## Acknowledgments

No acknowledgement.

## References

An, M.; Wu, F.; Wu, C.; Zhang, K.; Liu, Z.; and Xie, X. 2019. Neural news recommendation with long-and short-term user representations. In *Proceedings of the 57th Annual Meeting of the Association for Computational Linguistics*, 336–345.

- Anderson, B. S.; Butts, C.; and Carley, K. 1999. The interaction of size and density with graph-level indices. *Social networks* 21(3):239–267.
- Chang, J.; Gao, C.; Zheng, Y.; Hui, Y.; Niu, Y.; Song, Y.; Jin, D.; and Li, Y. 2021. Sequential Recommendation with Graph Neural Networks. In *Proceedings of the 44th International ACM SIGIR Conference on Research and Development in Information Retrieval*, 378–387. Virtual Event Canada: ACM.
- Chen, X.; Xu, H.; Zhang, Y.; Tang, J.; Cao, Y.; Qin, Z.; and Zha, H. 2018. Sequential recommendation with user memory networks. In *Proceedings of the eleventh ACM international conference on web search and data mining*, 108–116.
- Chung, J.; Gulcehre, C.; Cho, K.; and Bengio, Y. 2014. Empirical evaluation of gated recurrent neural networks on sequence modeling. *arXiv preprint arXiv:1412.3555*.
- Fan, Z.; Liu, Z.; Zhang, J.; Xiong, Y.; Zheng, L.; and Yu, P. S. 2021. Continuous-Time Sequential Recommendation with Temporal Graph Collaborative Transformer. In *Proceedings of the 30th ACM International Conference on Information & Knowledge Management*. New York, NY, USA: Association for Computing Machinery. 433–442.
- Glorot, X., and Bengio, Y. 2010. Understanding the difficulty of training deep feedforward neural networks. In *Proceedings of the thirteenth international conference on artificial intelligence and statistics*, 249–256. JMLR Workshop and Conference Proceedings.
- Graves, A. 2012. Long short-term memory. *Supervised sequence labelling with recurrent neural networks* 37–45.
- He, X.; Liao, L.; Zhang, H.; Nie, L.; Hu, X.; and Chua, T.-S. 2017. Neural collaborative filtering. In *Proceedings of the 26th international conference on world wide web*, 173–182.
- He, X.; Deng, K.; Wang, X.; Li, Y.; Zhang, Y.; and Wang, M. 2020. Lightgcn: Simplifying and powering graph convolution network for recommendation. In *Proceedings of the 43rd International ACM SIGIR Conference on Research and Development in Information Retrieval*, 639–648.
- Hidasi, B.; Karatzoglou, A.; Baltrunas, L.; and Tikk, D. 2016. Session-based Recommendations with Recurrent Neural Networks. In Bengio, Y., and LeCun, Y., eds., *4th International Conference on Learning Representations, ICLR 2016, San Juan, Puerto Rico, May 2-4, 2016, Conference Track Proceedings*.
- Horn, R. A. 1990. The hadamard product. In *Proc. Symp. Appl. Math.*, volume 40, 87–169.
- Hsieh, C.-K.; Yang, L.; Cui, Y.; Lin, T.-Y.; Belongie, S.; and Estrin, D. 2017. Collaborative metric learning. In *Proceedings of the 26th international conference on world wide web*, 193–201.
- Kang, W.-C., and McAuley, J. 2018. Self-Attentive Sequential Recommendation. In *2018 IEEE International Conference on Data Mining (ICDM)*, 197–206.
- Kumar, S.; Zhang, X.; and Leskovec, J. 2019. Predicting Dynamic Embedding Trajectory in Temporal Interaction Networks. In *Proceedings of the 25th ACM SIGKDD International Conference on Knowledge Discovery & Data Mining*, 1269–1278. Anchorage AK USA: ACM.
- Li, J.; Ren, P.; Chen, Z.; Ren, Z.; Lian, T.; and Ma, J. 2017. Neural attentive session-based recommendation. In *Proceedings of the 2017 ACM on Conference on Information and Knowledge Management*, 1419–1428.
- Li, J.; Wang, Y.; and McAuley, J. 2020. Time Interval Aware Self-Attention for Sequential Recommendation. In *Proceedings of the 13th International Conference on Web Search and Data Mining*, 322–330. Houston TX USA: ACM.
- Liu, Q.; Zeng, Y.; Mokhosi, R.; and Zhang, H. 2018. STAMP: Short-Term Attention/Memory Priority Model for Session-based Recommendation. In *Proceedings of the 24th ACM SIGKDD International Conference on Knowledge Discovery & Data Mining*, 1831–1839. London United Kingdom: ACM.
- Loomis, L. H. 2013. *Introduction to abstract harmonic analysis*. Courier Corporation.
- McAuley, J.; Targett, C.; Shi, Q.; and Van Den Hengel, A. 2015. Image-based recommendations on styles and substitutes. In *Proceedings of the 38th international ACM SIGIR conference on research and development in information retrieval*, 43–52.
- Medsker, L. R., and Jain, L. 2001. Recurrent neural networks. *Design and Applications* 5:64–67.
- Paszke, A.; Gross, S.; Massa, F.; Lerer, A.; Bradbury, J.; Chanan, G.; Killeen, T.; Lin, Z.; Gimelshein, N.; Antiga, L.; et al. 2019. Pytorch: An imperative style, high-performance deep learning library. *Advances in neural information processing systems* 32.
- Pi, Q.; Bian, W.; Zhou, G.; Zhu, X.; and Gai, K. 2019. Practice on long sequential user behavior modeling for click-through rate prediction. In *Proceedings of the 25th ACM SIGKDD International Conference on Knowledge Discovery & Data Mining*, 2671–2679.
- Rendle, S.; Freudenthaler, C.; Gantner, Z.; and Schmidt-Thieme, L. 2012. Bpr: Bayesian personalized ranking from implicit feedback. *arXiv preprint arXiv:1205.2618*.
- Rossi, E.; Chamberlain, B.; Frasca, F.; Eynard, D.; Monti, F.; and Bronstein, M. 2020. Temporal Graph Networks for Deep Learning on Dynamic Graphs. *arXiv:2006.10637 [cs, stat]*.
- Sazli, M. H. 2006. A brief review of feed-forward neural networks. *Communications Faculty of Sciences University of Ankara Series A2-A3 Physical Sciences and Engineering* 50(01).
- Skarding, J.; Gabrys, B.; and Musial, K. 2021. Foundations and Modeling of Dynamic Networks Using Dynamic Graph Neural Networks: A Survey. *IEEE Access* 9:79143–79168.
- Trivedi, R.; Farajtabar, M.; Biswal, P.; and Zha, H. 2019. Dyrep: Learning representations over dynamic graphs. In *International Conference on Learning Representations*.
- Vaswani, A.; Shazeer, N.; Parmar, N.; Uszkoreit, J.; Jones, L.; Gomez, A. N.; Kaiser, Ł.; and Polosukhin, I. 2017. Attention is all you need. *Advances in neural information processing systems* 30.



- Wang, X.; He, X.; Wang, M.; Feng, F.; and Chua, T.-S. 2019. Neural Graph Collaborative Filtering. *Proceedings of the 42nd International ACM SIGIR Conference on Research and Development in Information Retrieval* 165–174.
- Wu, S.; Tang, Y.; Zhu, Y.; Wang, L.; Xie, X.; and Tan, T. 2019. Session-based Recommendation with Graph Neural Networks. *AAAI* 33:346–353.
- Xu, D.; Ruan, C.; Korpeoglu, E.; Kumar, S.; and Achan, K. 2020. Inductive representation learning on temporal graphs. In *International Conference on Learning Representations*.
- Yu, Z.; Lian, J.; Mahmood, A.; Liu, G.; and Xie, X. 2019. Adaptive User Modeling with Long and Short-Term Preferences for Personalized Recommendation. In *Proceedings of the Twenty-Eighth International Joint Conference on Artificial Intelligence*, 4213–4219. Macao, China: International Joint Conferences on Artificial Intelligence Organization.
- Zhang, M.; Wu, S.; Yu, X.; Liu, Q.; and Wang, L. 2022. Dynamic graph neural networks for sequential recommendation. *IEEE Transactions on Knowledge and Data Engineering*.
- Zheng, Y.; Gao, C.; Chang, J.; Niu, Y.; Song, Y.; Jin, D.; and Li, Y. 2022. Disentangling long and short-term interests for recommendation. In *Proceedings of the ACM Web Conference 2022*, 2256–2267.
- Zhou, G.; Zhu, X.; Song, C.; Fan, Y.; Zhu, H.; Ma, X.; Yan, Y.; Jin, J.; Li, H.; and Gai, K. 2018. Deep interest network for click-through rate prediction. In *Proceedings of the 24th ACM SIGKDD international conference on knowledge discovery & data mining*, 1059–1068.
- Zhou, G.; Mou, N.; Fan, Y.; Pi, Q.; Bian, W.; Zhou, C.; Zhu, X.; and Gai, K. 2019. Deep Interest Evolution Network for Click-Through Rate Prediction. *AAAI* 33:5941–5948.