

ERC-20R and ERC-721R: Reversible Transactions on Ethereum

Kaili Wang
kkwang22@stanford.edu

Qinchen Wang
qinchenw@stanford.edu

Dan Boneh
dabo@cs.stanford.edu

August 2, 2022

Abstract

Blockchains are meant to be persistent: posted transactions are immutable and cannot be changed. When a theft takes place, there are limited options for reversing the disputed transaction, and this has led to significant losses in the blockchain ecosystem.

In this paper we propose reversible versions of ERC-20 and ERC-721, the most widely used token standards. With these new standards, a transaction is eligible for reversal for a short period of time after it has been posted on chain. After the dispute period has elapsed, the transaction can no longer be reversed. Within the short dispute period, a sender can request to reverse a transaction by convincing a decentralized set of judges to first freeze the disputed assets, and then later convincing them to reverse the transaction.

Supporting reversibility in the context of ERC-20 and ERC-721 raises many interesting technical challenges. This paper explores these challenges and proposes a design as well as a [reference implementation](#) for our ERC-20R and ERC-721R, the reversible versions of ERC-20 and ERC-721. Our goal is to initiate a deeper conversation about reversibility in the hope of reducing some of the losses in the blockchain ecosystem.

1 Introduction

Since their inception, cryptocurrencies have been plagued by thefts and accidental losses [20]. Victims include end users [7], DAOs [14], bridges [12, 11, 19], and exchanges [1, 8, 16, 17]. Usually, the stolen assets are first transferred from the victim’s address to an address controlled by the attacker. From there the assets are laundered by transferring them to other addresses and eventually to an offramp. In a few cases, the assets are seized at the offramp [4].

The annual losses can be quite high. In 2020, \$7.8 billion was stolen, and in 2021 that amount doubled to \$14 billion [5, 15]. A recent well publicized attack on the Ronin bridge resulted in a theft of over \$600 million [12]. The attacker was able to transfer ETH and USDC from the Ronin contract on Ethereum to an address controlled by the attacker. From there, some of the funds were moved to the Tornado mixer [13] to make them harder to trace. Other bridges have experienced similar thefts [11, 19].

In many of these attacks, the assets stolen were held in ERC-20 contracts. Similarly, NFTs held in ERC-721 and ERC-1155 contracts have also seen an uptick in thefts. In 2021 alone, \$10 million were stolen in NFTs using phishing and other scams [5].

These attacks were often discovered soon after the theft took place. Had there been a way to reverse the offending transaction(s) – as in traditional finance – the damage could have been greatly reduced.

Beyond theft, there are other cases where transaction finality has worked against us. For example, when funds are accidentally sent to the wrong address due to a transcription error. In May 2022, a Cosmos-based blockchain JUNO passed a proposal to move \$36 million USD to a specific address, which turned out to contain a typo [10]. The funds were subsequently lost. The funds could have been recovered had there been a way to reverse that transaction.

Reversible transactions. In a 2018 tweet, Vitalik Buterin wrote that

Someone should come along and issue an ERC20 called “Reversible Ether” that is 1:1 backed by ether but has a DAO that can revert transfers within N days.

Nowadays, this can be applied to any ERC-20 token, not just wrapped ETH, as well as to NFTs.

Enabling reversible transactions is not easy and introduces many fascinating technical challenges. The main contribution of this paper is to explore how to support reversibility within the ERC-20 and ERC-721 framework. We propose two new standards that allow transaction reversal within a limited time window, say four days. We call these standards ERC-20R and ERC-721R for the reversible versions of ERC-20 and ERC-721, respectively.

We envision the following high-level workflow for reversing a posted transaction (see Figure 1):

- *Request freeze.* The victim posts a freeze request to a governance contract, along with the relevant evidence, and some stake.
- *Freeze assets.* A decentralized set of judges decides to accept or reject the request. If accepted, the judges instruct an on-chain governance contract to call the *freeze* function on the impacted ERC-20R or ERC-721R contract. Subsequently, the assets in question are frozen and

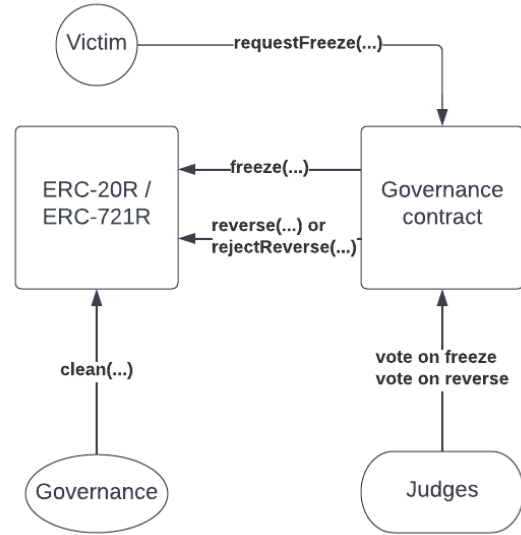


Figure 1: The process for reversing a transaction.

can no longer be transferred. For NFTs, this is a simple matter of freezing the disputed NFT. For ERC-20 tokens this is more complicated, as we explain below. We discuss the operation of the governance contract, and the selection of judges, in Section 3. We envision the freeze process being relatively quick, taking the judges at most one or two days to make a decision.

- *Trial.* Both sides can then present evidence to the decentralized set of judges. Eventually the judges reach a decision, at which point they instruct the governance contract to call either the *reverse* or *rejectReverse* functions on the impacted ERC-20R or ERC-721R contract. The *reverse* function reverses the disputed transaction. The *rejectReverse* releases the freeze on the disputed assets. The trial may be lengthy, possibly taking several weeks or months.

This simplistic design can create opportunities for

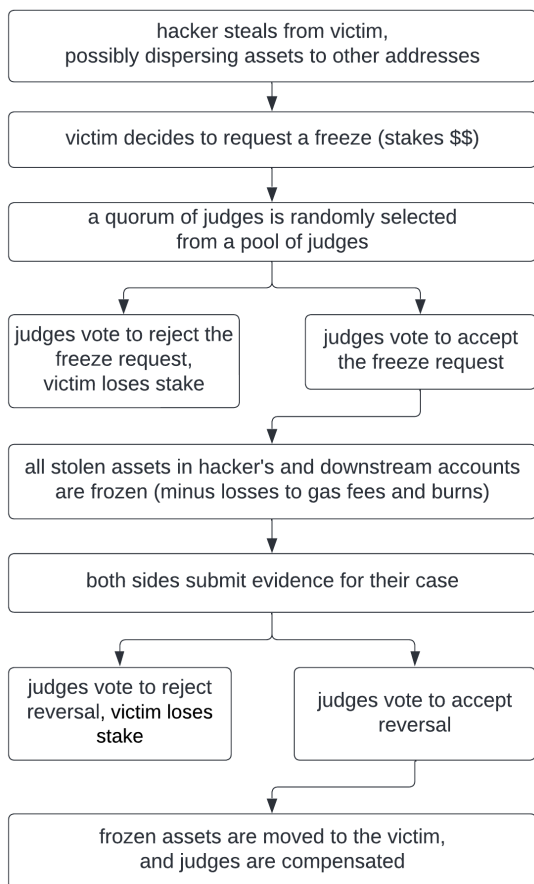


Figure 2: Overview of reversal process

an attacker to freeze the assets of an honest user, and possibly even to reverse honest transactions. A more complete workflow is presented in Figure 2. We present the details and discuss the security of the scheme in Section 3.

Locating the stolen assets. By the time the victim submits a freeze request, the attacker may have already moved the stolen assets through multiple accounts. In fact, the attacker can monitor the mempool, and move the assets as soon as it sees a request to

freeze the stolen assets. In the case of an NFT, the attacker may have sold the stolen NFT to an unsuspecting honest user. In the case of an ERC-20 token, the attacker may have divided the stolen funds across multiple accounts; it may have exchanged a portion of the funds for another ERC-20 token using an on-chain honest exchange; or it may have sent the funds to a mixer such as Tornado. The new reversible standards must properly handle all these cases.

In case of a dispute over an ERC-721 NFT, the freeze is applied to the current holder of the NFT: either the original attacker, or an honest user who purchased the stolen NFT from the attacker. If the judges decide that a theft took place, then the ERC-721R contract sends the NFT back to the pre-theft owner. The current owner of the NFT loses the NFT. This policy is consistent with tort law in many countries, but of course, other policies can be implemented if desired.

In case of a dispute over stolen ERC-20 tokens things are more complicated. By the time the freeze is executed, the funds may have been dispersed across many downstream accounts, some honest and some dishonest. In Section 2 we present an example algorithm that assigns fractional responsibility to each of the downstream accounts that received a portion of the stolen funds. The partial freeze is then applied to these accounts. Implementing this freeze strategy requires the ERC-20 contract to maintain a transaction log during the dispute window so that the *freeze* function can trace the funds when it is called by the governance contract. If the judges decide that a theft took place, the ERC-20R contract moves the frozen tokens from the obligated accounts to the pre-theft account. We discuss this in more detail in Section 2.

Implementation. We provide a reference implementation of these new standards. Our Solidity implementation is split into two parts: (i) the main ERC-20R and ERC-721R contracts that keep track of all the bal-

ances and transactions, and (ii) a governance contract that selects judges and gathers votes. Our ERC-20R and ERC-721R implementations are extensions of the OpenZeppelin non-reversible contracts.

The new API functions in the ERC-20R and ERC-721R contracts are *freeze*, *reverse*, *rejectReverse*, and *clean*. Let us describe this API in more detail:

- *freeze()*: calculates the amounts to freeze on the attacker's address as well as potential downstream addresses, and freezes those amounts. For ERC-20R it returns a *claimID* that points to an on-chain list of (account,amount) pairs. The list identifies all the accounts that contain frozen assets associated with the complaint, and the amount frozen in each. For ERC-721R it returns a boolean success flag. The inner workings of the *freeze* function is explained in Section 2.
- *reverse()*: sends all frozen assets associated with the claimed theft back to the original owner. For ERC-20R, takes as argument a valid *claimID*. For ERC-721R, takes in arguments (*tokenId*, *index*) where *index* identifies the transaction being reversed.
- *rejectReverse()*: unfreezes all amounts associated with the claim. For ERC-20R, takes as argument a *claimID*; for ERC-721R, takes as argument a *tokenId*.
- *clean()*: These contracts store some transaction data on chain. The *clean* function removes on-chain information for transactions whose dispute window has elapsed. For ERC-20R, takes in an array of addresses and an epoch; for ERC-721R, takes in a list of token IDs. The data structure that is being updated is explained in Section 2.1.

The *freeze*, *reverse* and *rejectReverse* functions can only be called by the governance contract. Anyone can call the *clean* function.

1.1 Related Work

In the fall of 2018, one of the co-creators of the ERC-20 standard proposed the concept of a *reversible ICO*, where investors would be able to get a refund amount inversely proportional to how recently they invested [18]. Although this safeguards against a single token being a scam at launch, it does not protect against malicious transactions.

Eigenmann [9] drafted a contract for a reversible token that extends the ERC-20 standard. It used an escrow method, where the escrow period was 30 days, during which the sender could recall the money at any time. This is problematic because Bob could pay Alice for a service, and then reverse the payment 28 days later, after Alice completed the service. In our proposal, Bob would need to present sufficient evidence to a set of qualified judges for a transaction to be reversed. This requires more on-chain data to ensure that the correct transfers are being reversed.

The *Reversecoin* project from 2015 launched as a layer 1 blockchain [6]. It introduced a timeout period between transaction initiation and confirmation. Each account has an offline key pair that enables the owner to either reverse a transaction or immediately confirm it. This may not prevent many of the modern hacks: the attacker would either steal the confirmation key, or trick the user into using the confirmation key to confirm a malicious transaction.

Binance USD (BUSD), issued by Paxos, supports a centralised capability to freeze and remove assets, as stated [here \(link\)](#):

Paxos also has the ability to create and burn BUSD tokens at will, as well as freeze and remove funds from people who exhibit nefarious or illicit activity.

The same holds for *USD Coin* issued by Circle. In these centralized systems, the operator acts as a centralized judge that can reverse transactions.

2 The transaction reversal process

In this section we describe the details of the ERC-20R and ERC-721R process of reverting a transaction. We describe the data structures and algorithms needed to track the funds that will be frozen and later sent back to the victim, if the victim prevails.

2.1 Freezing assets

After a theft from an ERC-20R or an ERC-721R contract, the victim posts an on-chain freeze request to the governance contract. The request includes the offending transaction ID, a link to evidence that an unauthorized transfer took place, and some stake. If the judges are convinced by the evidence (see Section 3) then they instruct the governance contract to call the *freeze* function on the relevant ERC-20R or ERC-721R contract. Once the assets are frozen, any attempt to transfer them will fail. If the judges are unconvinced, they instruct the governance contract to reject the request, and the victim loses the stake.

In this section we explain what happens when the governance contract calls the *freeze* function on the relevant ERC-20R or ERC-721R contract.

2.1.1 An ERC-721R freeze

The *freeze* function on an ERC-721R contract is quite simple. First, we add two structures to the contract:

```
mapping(uint256 => bool ) _frozen;
mapping(uint256 => Queue) _owners;
```

The `_frozen` structure indicates if a particular `tokenID` is frozen. If `_frozen[tokenID]` is true then the asset is frozen, and cannot be transferred.

The `_owners` structure keeps track of the recent list of owners for the asset identified by `tokenID`. On every transfer, a pair (*newOwner*, *blockNumber*) is appended to the queue at `_owners[tokenID]` to record that at this block number, the new owner of

`tokenID` became *newOwner*. Thus, this `_owners` structure looks as:

$$\begin{cases} tokenID_0 \rightarrow [(owner_0, bn_0), (owner_1, bn_1), \dots] \\ tokenID_1 \rightarrow [(owner_0, bn_0), (owner_1, bn_1), \dots] \\ tokenID_2 \rightarrow [(owner_0, bn_0), (owner_1, bn_1), \dots] \\ \dots \end{cases}$$

where for each *tokenID* we have $bn_0 \leq bn_1 \leq \dots$

The governance contract freezes an asset by calling `freeze(tokenID, index)`

where `index` points to an entry in the queue `_owners[tokenID]`. The function first verifies that the disputed transfer took place within the dispute window by using the `blockNumber` at position `index+1` in the queue `_owners[tokenID]`. The function also ensures that the asset is not already frozen. If the checks succeed, the function sets `_frozen[tokenID]` to true, indicating that the token is frozen. That's it. Doing these checks on-chain ensures that even malicious judges cannot reverse a transaction outside of the dispute window.

Note that if at a later time the contract is asked to revert the disputed transfer, the contract simply transfers `tokenID` to the address written at position `index` in the queue `_owners[tokenID]`. This was the owner before the disputed transaction.

Calling the *clean* function on this contract with a list of token IDs removes data from the `_owners` structure that is no longer needed. This removes transfers that can no longer be reverted because the dispute window has elapsed. It is done to save on chain storage. Note that a frozen `tokenID` cannot be cleaned until it becomes unfrozen; this preserves the data needed to reverse a disputed transaction, if needed.

2.1.2 An ERC-20R freeze

The freeze function on an ERC-20 contract is much more complicated. The problem is that the tokens

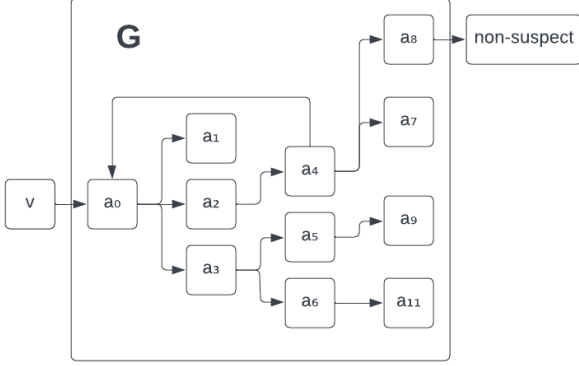


Figure 3: Example graph G of suspect addresses.

might have been transferred to many other accounts between the time of the theft and the freeze request.

Figure 3 shows a transaction from a victim address v to an attacker address a_0 . Subsequent transfers from a_0 that took place after the disputed transaction, but prior to a freeze request, are indicated as directed edges in the graph. All these downstream addresses may hold stolen funds that may need to be frozen.

Another complication is that tokens can be burned and simply vanish from the system. For example, in a stablecoin contract that is collateralized by a fiat currency, the account a_8 may choose to redeem its coins for fiat currency, at which point the coins at a_8 are burned. Consequently, there might not be sufficient assets to freeze at address a_8 , and the stolen funds are permanently lost. We discuss this issue further in Section 4.

Yet another complication is that a single address, say address a_1 , might own funds obtained from multiple thefts. When the funds are frozen, the system needs to remember the amount frozen for each reversion request, and if a reversion request is approved, only the funds associated with that request should be taken out of account a_1 .

If there are multiple freeze events on a single ac-

count, the frozen amount is cumulative. In particular, if account a has a total of s frozen coins, then the ERC-20R contract will reject any transfer that causes the balance of account a to drop below s .

Calculating suspect addresses. Let us begin by describing a specific strategy for calculating the amount to freeze on each account in the graph G from Figure 3. Accounts that are subject to a freeze are called *suspect* addresses. Our freeze algorithm will chase the stolen funds across the transaction graph and freeze funds across suspected addresses. We propose two principles for choosing the suspect addresses in G :

- the set of suspect addresses in G should be as small as possible, and
- the set of suspect addresses should be as close as possible to a_0 in the graph G .

Before we describe the detailed algorithm, let us first see some examples. Suppose that s coins are stolen from the victim and transferred to account a_0 at time t_0 . At time $t_1 > t_0$ the ERC-20R contract receives a request to freeze that transaction.

If at time t_1 the balance at a_0 is s or more, then s coins will be frozen at a_0 and the process concludes.

However, suppose that at some time $t_0 < t' < t_1$ a transaction transfers $s/4$ coins from a_0 to a_1 and an additional $s/4$ coins from a_0 to a_2 . The remaining balance at a_0 is $s/2$ and no subsequent transactions apply to a_0 . Then at the freeze time, time t_1 , the entire $s/2$ balance at a_0 will be frozen. Moreover, if the balance at a_1 and a_2 is at least $(s/4)$, then $(s/4)$ coins will be frozen at each of those accounts. Now that a total of s coins has been frozen, the process terminates. Note that a_1 or a_2 might be the addresses of an honest exchange or a mixing service, in which case a portion of the coin's liquidity pool at the exchange or mix will become frozen.

These examples suggest that the freeze process is a recursive process that freezes the maximum amount

possible at every step. If the balance at the current node is insufficient, then the obligation is passed to the descendants of that node. The process terminates once s coins are frozen, or once there are no more descendants to process.

We stress that the freezing algorithm in its entirety runs in a *single* transaction. This ensures that account balances cannot change while the freeze process is executing.

The algorithm. Suppose that the freeze function is called at block t_1 to freeze a transaction that transferred s coins from address v to address a_0 at block t_0 . To describe the freeze algorithm, we use the following notation:

- $toFreeze(a)$ is the number of coins that will be frozen at address a . The algorithm will set

$$toFreeze(a_0) := \min(s, Bal(a_0)), \quad (1)$$

where for an address a , we let $Bal(a)$ be the available balance at a at block t_1 . This $Bal(a)$ is calculated as the balance at a at the beginning of the freeze transaction minus the amount of coins already frozen at a at that time, possibly due to a prior dispute. Thus (1) will freeze the maximum amount possible at a_0 .

- $transf(a \rightarrow b)$ is the amount of coins transferred from address a to b between the disputed transaction at block t_0 and the freeze transaction at block t_1 .
- $burnedAt(a)$ is set to the amount of coins burned at address a between the disputed transaction and the freeze transaction.

The algorithm processes the graph in a depth-first fashion, starting at a_0 . It is implemented in the function $CalcFreeze$ shown in Figure 4. This function is

```

CalcFreeze( $a, \tau$ ):    // freeze  $\tau$  coins at  $a$ 
1:   $B' := Bal(a) - toFreeze(a)$ 
    // the amount available to freeze at  $a$ 
2:   $f := \min(\tau, B')$     // amount to freeze
3:   $toFreeze(a) += f$ 
4:   $\tau' := \tau - f$     // the amount left to freeze
5:   $\ell := \min(\tau', burnedAt(a))$ 
    // amount lost due to burn at  $a$ 
6:   $\tau'' := \tau' - \ell, \quad burnedAt(a) -= \ell$ 
7:  if  $\tau'' \leq 0$ : return
8:   $out(a) := \sum_{b: edge(a \rightarrow b)} transf(a \rightarrow b)$ 
9:  for each outgoing edge ( $a \rightarrow b$ ):
10:     CalcFreeze( $b, \tau'' \cdot \frac{transf(a \rightarrow b)}{out(a)}$ )

```

Figure 4: The freeze algorithm

initially called as $CalcFreeze(a_0, s)$. We assume that at the start of the algorithm $toFreeze(a) = 0$ for all a .

The algorithm attempts to freeze the maximal amount possible at a_0 and at its direct descendants. Line (4) calculates the amount left to freeze. The next two lines subtract the amount burnt at address a , since that amount is permanently lost and cannot be frozen. Line (8) calculates the total number of coins transferred from account a . In Line (9) the algorithm loops over all outgoing edges, and recursively tries to freeze funds at downstream accounts. An address a can be visited more than once during this process due to cycles in the graph, or due to multiple transfers into a from other suspect addresses. Finally, Line (10) obligates address b and its descendants to their share of the theft.

Once this algorithm completes, the contract will add the quantity $toFreeze(a)$ to the number of coins

frozen at address a (recall that a might already have frozen coins due to a prior dispute). This means that a subsequent transfer out of address a will fail if it causes the balance of a to drop below the cumulative frozen amount.

Implementing the algorithm. The ERC-20R contract needs to maintain enough state to support the freeze process. We introduce a new Solidity data structure called `_spenditures` that serves two functions: (i) when asked to freeze a transaction, the contract needs to verify that the transaction took place within the dispute window, and (ii) for an address a , the contract needs to identify all downstream addresses that received funds from a after the disputed transaction took place.

The new Solidity data structure called `_spenditures` is illustrated in Figure 5.

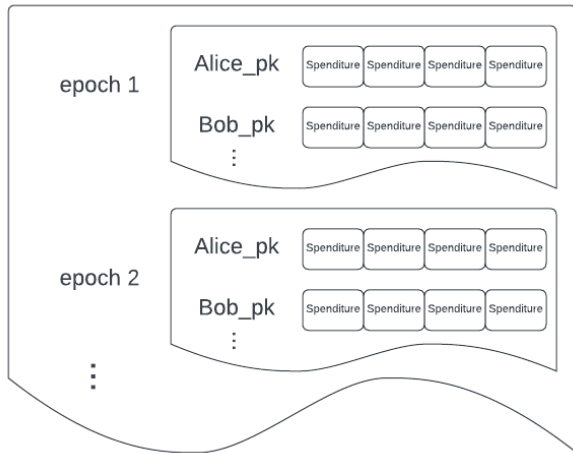


Figure 5: Spenditures nested map.

We refer to each sequence of Δ blocks as an epoch (e.g., $\Delta = 1000$). For each epoch, the `_spenditures` data structure lists all the transactions that took place during that epoch for each source address (Alice and Bob in the figure). Each Spenditure entry in Figure 5

contains the triple $(to, amount, blockNumber)$. Every time the contract processes a transfer request, it appends a Spenditure entry at the appropriate array in the `_spenditures` structure. Similarly, a burn transaction causes a Spenditure triple to be added where the `to` field is null.

The freeze function takes in arguments

$(epoch, from, index)$,

where *epoch* identifies the epoch in which the disputed transaction took place, *from* identifies the payer, and *index* identifies the specific Spenditure in the data structure. The *index* argument is provided by the governance contract by running an off-chain search over the `_spenditures` structure.

The freeze function checks that the requested transaction is within the dispute window, and if so, runs the freeze algorithm using the `_spenditures` data structure to determine the edges of the graph G from Figure 3. The final calculated freeze amounts per address are frozen. In addition, all these freeze amounts are recorded in a secondary array called `_claims` that is indexed by newly generated 256-bit *ClaimID*. This `_claims` array is used to transfer the correct amount from every suspect address to the victim, in case the victim prevails in trial. The freeze function returns the *ClaimID* that indicates how to reverse the transaction.

The clean function. To minimize on-chain storage, our ERC-20R includes a `clean` function that takes in an epoch and an array of addresses. The function deletes all array entries in `_spenditures` with the specified epoch and sender addresses for epochs for which the dispute window has elapsed. Anyone can call the `clean` function and free up on-chain storage that is no longer needed.

2.2 Reversing a transaction

Once the trial over a disputed transaction concludes, the governance contract will call the *rejectReverse*

function or the *Reverse* function on the ERC-20R or ERC-721R contract.

- An ERC-20R reversal takes as input a *ClaimID* which is an index into the `_claims` array. The entry indicates the obligation of each suspect account in the disputed transfer. The function transfers the specified amount from each suspect account to the original owner, and clears the freezes.
- An ERC-721R reversal takes as input *TokenID* and an *index* into `_owners` array. This indicates the owner prior to the disputed transaction. The asset is then transferred to the original owner, and the asset is unfrozen.

3 The Arbitration Process

We now turn to the governance process where judges examine the evidence on a disputed transaction and decide if the transaction should be reversed. Some of the key issues in designing this process are: (i) how judges are selected, (ii) how judges are compensated, and (iii) how to discourage misbehaving judges, such as judges who take bribes or make bad decisions on disputed transactions.

This process is orchestrated by a governance contract. A single governance contract can govern many 20R and 721R contracts. Judges vote on cases by either using an on chain or off chain voting system. Once enough votes on a case are collected, the governance contract calls the appropriate function on the 20R or 721R contract to either execute the reversal or dismiss the case. To ensure that judges make independent decisions, it is important that votes remain secret until sufficiently many votes are cast. This could be done, for example, using some flavor of a commit-and-reveal voting scheme, or any other semi-private voting scheme.

3.1 Selecting judges

We envision a large pool of available judges who will be compensated for their work. When a freeze request is submitted, the governance contract selects a *random and unpredictable* quorum of n judges from the pool. The value of n can be fixed, say $n = 12$, or it can increase with the size of the disputed transaction, so that deciding on a large transaction requires more judges. This random selection is best implemented using a randomness beacon [2]. This quorum of judges decides whether to approve the freeze request, and later decides whether to approve or reject the reversal request.

Who can join the pool of judges and preside over cases? One can envision a process that requires a real world identity, a requirement for qualifications, and a statement of conflicts, much like real-world judge selection. We will leave the details of how to admit applicants into the pool of judges to future policy discussions of the exact mechanism.

3.2 Compensating judges

Every freeze request to the governance contract is accompanied by some stake from the party requesting the freeze. This stake can be used to compensate judges for their work. We state the following principle in deciding how to compensate judges: When judges submit their vote on a freeze request or on a reversal decision, they are compensated for their work. However, *the compensation amount is independent of their voting decision.*

If judges approve a freeze request, then the claimant's staked amount, minus fees, remains locked in the governance contract. If later the claimant loses the trial, the staked amount can compensate the "hacker" for their effort. If the claimant wins the trial, they could get back their excess stake. Importantly, if the judges reject the initial freeze request,

then the claimant’s staked amount minus the judges’ fixed fees, should be burned.

Priority fees. While victims must provide a minimal stake along with a freeze request, they can optionally provide additional stake if they so choose. This extra “tip” from the victim could potentially indicate the priority of the case. Judges could rule on cases by priority rather than by chronological order. The tip could either be burned, or given to the prevailing party, or some combination of the two.

3.3 Discouraging judicial misbehavior

A judge might fail to vote in a timely manner, or they might frequently vote with the extreme minority, potentially indicating an issue with their decision making. In either case, the governance contract could remove such a judge from the pool.

A more interesting question is how to prevent bribery, where a party bribes judges to vote in its favor. There are several technical solutions that could help partially mitigate this issue. One approach is to use a secrecy-preserving process for selecting the quorum of judges to preside over a case: a selected judge will learn that they were selected, but on their own they will not know who the other judges are, nor will they be able to prove to anyone that they were selected. Once all the selected judges vote, the set is revealed along with a proof that the correct set voted. The mechanism to implement this is related to protocols for single secret leader election (SSLE) [3].

4 Discussion and Future Work

Token burns. Consider a contract that supports token burns, such as a fiat-backed stablecoin or a wrapped asset. The contract could choose to only process a burn request for tokens for which the dispute window

has elapsed. This will prevent losses due to burns, but at the cost of introducing a delay in the system.

Reversibility is viral. An exchange that processes a swap of one 20R token for another 20R token is safe to do so without delay: if one side of the transaction is later claimed to have come from stolen funds, the exchange can initiate a reversal on the other side of the transaction. However, exchanging a 20R token for a non-reversible ERC-20 token is more dangerous. The exchange might only approve such a swap after the dispute window has elapsed on the 20R side of the transaction. This introduces a delay when swapping a reversible token for a non-reversible one. Thus, once some key tokens become reversible, other tokens are incentivized to do the same to eliminate this delay. In other words, reversibility is viral.

Grouping disputes. Often, a transaction that sends coins from address A_1 to address A_2 is accompanied by a transaction of another good from A_2 to A_1 . For example, A_1 might send some DAI to A_2 , and in exchange A_2 sends an NFT to A_1 . Suppose that both DAI and the NFT implement the new reversible standards. Then, if A_1 asks to reverse the DAI transaction, A_2 will likely ask to reverse the NFT transaction. Both claims could be grouped into a single claim that can be ruled on by the same quorum of judges.

Appeals. Future work may consider an appeals process, in which the party who loses the trial can request another group of judges to rule on the disputed transaction. We do not explore this here.

Partial reversal. In some real-world scenarios, judges might decide on a partial reversal, where part of the funds go back to the owner, and part stay with the recipient. While we focused on complete reversals, the API can support partial reversals.

5 Conclusion

In this paper, we propose extensions to ERC-20 and ERC-721 for a short time window when a transaction can be reversed. If adopted widely, these standards can protect the blockchain community from large financial losses. We hope that this paper will promote more discussion of this topic and the open problems that it raises: how to qualify judges for the pool and how to mitigate misbehaving judges.

Acknowledgments. This work was partially funded by NSF, the Simons Foundation, NTT Research, and UBRI.

References

- [1] Sarah Ahmed. Bitgrail hack - one of the largest crypto hacks in history. [link](#), 2022.
- [2] The beacon chain. [link](#), 2018.
- [3] Dan Boneh, Saba Eskandarian, Lucjan Hanzlik, and Nicola Greco. Single secret leader election. In *Proceedings of the 2nd ACM Conference on Advances in Financial Technologies*, page 12–24, 2020.
- [4] Ed Caesar. How a young couple failed to launder billions of dollars in stolen bitcoin. [link](#), 2022.
- [5] Chainalysis. The 2022 crypto crime report. [link](#), 2022.
- [6] Obulapathi N Challa. Reversecoin: Worlds first cryptocurrency with reversible transactions. [link](#), 2014.
- [7] Vishal Chawla. Uniswap liquidity provider hacked for \$8 million in phishing attack. [link](#), 2022.
- [8] Evelyn Cheng. Japanese cryptocurrency exchange loses more than \$500 million to hackers. [link](#), 2018.
- [9] Dean Eigenmann. Reversible token. [link](#), 2018.
- [10] Sam Kessler. Typo moves \$36M in seized JUNO tokens to wrong wallet. [link](#), 2022.
- [11] Olga Kharif, Sidhartha Shukla, and Bloomberg. Hackers just stole \$100 million in crypto from harmony’s horizon bridge. [link](#), June 2022.
- [12] Ronin’s Newsletter. Community alert: Ronin validators compromised. [link](#), 2022.
- [13] Muyao Shen. Hacker moves crypto stolen from ronin breach to help cover its tracks. [link](#), 2022.
- [14] Cryptopedia Staff. What was The DAO? [link](#), 2022.
- [15] Smiljanic Stasha. Cryptocurrency hacking statistics: Facts on hacking crypto. [link](#), Feb. 2022.
- [16] Chainalysis Team. The kucoin hack: What we know so far and how the hackers are using DeFi protocols to launder stolen funds. [link](#), 2020.
- [17] Jordan Tuwiner. What was the Mt. Gox hack? [link](#), 2022.
- [18] Fabian Vogelsteller. rICO — the reversible ICO. *Medium*, 2020.
- [19] Wikipedia contributors. Poly network exploit — Wikipedia, the free encyclopedia. [link](#), 2022. [Online; accessed July-2022].
- [20] Florian Zandt. Infographic: The biggest crypto heists. [link](#), 2022.