

Renting Edge Computing Resources for Service Hosting

Aadesh Madnaik, Sharayu Moharir, and Nikhil Karamchandani

Indian Institute of Technology Bombay, Mumbai, India
aadesh.madnaik@gmail.com
{sharayum,nikhilk}@ee.iitb.ac.in

Abstract. We consider the setting where a service is hosted on a third-party edge server deployed close to the users and a cloud server at a greater distance from the users. Due to the proximity of the edge servers to the users, requests can be served at the edge with low latency. However, as the computation resources at the edge are limited, some requests must be routed to the cloud for service and incur high latency. The system's overall performance depends on the rent cost incurred to use the edge server, the latency experienced by the users, and the cost incurred to change the amount of edge computation resources rented over time. The algorithmic challenge is to determine the amount of edge computation power to rent over time. We propose a deterministic online policy and characterize its performance for adversarial and stochastic i.i.d. request arrival processes. We also characterize a fundamental bound on the performance of any deterministic online policy. Further, we compare the performance of our policy with suitably modified versions of existing policies to conclude that our policy is robust to temporal changes in the intensity of request arrivals.

Keywords: Service hosting · edge computing · competitive ratio.

1 Introduction

Software as a Service (SaaS) instances like search engines, online shopping platforms, navigation services, and Video-on-Demand services have recently gained popularity. Low latency in responding to user requests/queries is essential for most of these services. This necessitates the use of edge resources in a paradigm known as edge-computing [24], i.e., storage and computation power close to the resource-constrained users, to serve user queries. Due to limited computation resources at the edge, such services are often also deployed on cloud servers which can serve requests that cannot be served at the edge, albeit with more latency given the distance between the cloud servers and the users. Ultimately, introducing edge-computing platforms facilitates low network latency coupled with higher computational capabilities. For instance, consider a scenario where a child goes missing in an urban setting [25]. While cameras are widely used for security, it is challenging to leverage the information as a whole because of

privacy and data traffic issues. In the edge computing paradigm, a workaround would be to push a request to search for the child to a certain subset of devices, thereby making the process faster and more efficient than cloud computing. Several other avenues of edge computing exist in the forms of cloud offloading, AR/VR-based infotainment, autonomous robotics, Industry 4.0 and the Internet of Things (IoT). Several industry leaders offer services for edge resources, e.g., Amazon Web Services [3], Oracle Cloud Infrastructure [14] and IBM with 5G technology [13].

This work considers a system with cloud servers and third-party-owned edge servers. Edge resources, i.e., storage and computation power, can be rented via short-term contracts to host services. Storage resources are needed to store the code, databases, and libraries for the service and computation resources are required to compute responses to user queries. As edge servers are limited in computational capabilities, there is a cap on the number of concurrent requests that can be served at the edge [26]. The amount of edge computational resources rented for the service governs the number of user requests that can be served simultaneously at the edge. We focus on a service that is hosted both on the cloud and edge servers, and the amount of edge computational resources rented can be changed over time based on various factors, including the user request traffic and the cost of renting edge computation resources. Service providers provision for elasticity in the quantity of edge resources rented, and the clients can exploit this based on the number of request arrivals [18]. The total cost incurred by the system is modelled as the sum of the rent cost incurred to use edge resources, the cost incurred due to high latency in serving requests that have to be routed to the cloud, and the switching cost incurred every time the amount of edge computation resource rented is changed [30]. The algorithmic challenge in this work is to determine the amount of edge computation resources to rent over time in the setting where the request arrival sequence is revealed causally with the goal of minimizing the overall cost incurred.

1.1 Our Contributions

We propose a deterministic online policy called Better-Late-than-Never (BLTN) inspired by the RetroRenting policy proposed in [21] and analyze its performance for adversarial and, i.i.d. stochastic request arrival patterns. In addition to this, we also characterize fundamental limits on the performance of any deterministic online policy for adversarial arrivals in terms of competitive ratio against the optimal-offline policy. Further, we compare the performance of BLTN with a suitably modified version of the widely studied Follow the Perturbed Leader (FTPL) policy [5, 19] via simulations. Our results show that while the performance of BLTN and FTPL is comparable for i.i.d. stochastic arrivals, for arrival processes with time-varying intensity, e.g., a Gilbert-Elliot-like model, BLTN significantly outperforms FTPL. The key reason for this is that BLTN puts extra emphasis on recent arrival patterns of making decisions, while FTPL uses the entire request arrival history to make decisions. For all settings under consideration, the simulations demonstrate that BLTN differs little in performance from

the optimal online policy despite not having information about the incoming request arrival process.

1.2 Related Work

There has been a sharp increase in mobile application latency and bandwidth requirements, particularly when coupled with time-critical domains such as autonomous robotics and the Internet of Things (IoT). These changes have ushered in the advent of the edge computing paradigm away from the conventional remote servers, as discussed in the surveys [1, 16, 23]. The surveys alongside several academic works elaborate on and model the dynamics of such systems. We briefly discuss some relevant literary works.

Representations of the problem considered in [6, 26] model the decision making of which services to cache and which tasks to offload as a mixed-integer non-linear optimization problem. In these cases, the problem is NP-hard. Similarly, [8] models the problem as a graph colouring problem and solves it using parallel Gibbs sampling. While these works try to solve a one-shot cost-minimization problem, in this work we consider the dynamic nature of decision-making based on the input request sequence.

Another model considered in [28] for service hosting focused on the joint optimization of service hosting decision and pricing is a two-stage interactive game between a base-station that provides pricing for edge servers and user equipment which decides whether to offload the task. In another game-theoretic setup, [15, 29] delve into the economic aspects of edge caching involving interactions amongst different stakeholders. Some heuristic algorithms have been employed in the works [2, 10]. Their approach for the problem is through resource constraint in the latency from the view-point of the edge-cloud infrastructure and not the application provider.

Stochastic models of the system have been considered in [9, 17, 27]. While [9, 27] assume that the underlying requests follow a Poisson process, [9, 17] do not make any prior assumptions regarding the same. [9, 17], through Contextual Combinatorial Multiarmed Bandits aim to use a learning-based approach to make decisions. [27] formulates the service migration problem as a Markov decision process (MDP) to design optimal service migration policies. These models do not provide any worst-case guarantees for the algorithm, simply average guarantees. In our work, we aim to provide both performance guarantees which are crucial to sensitive applications with large variations in the arrival patterns.

Closest to our work, [20–22] consider the setting where a service is always hosted at the cloud and consider the algorithmic task of determining when to host the service at the edge server as a function of the arrival process and various system parameters. The key difference between our work and [20–22] is that, in [20–22], once the service is hosted at the edge, the amount of edge computation resources available for use by the service is either fixed or effectively unlimited. Our model allows us to choose the level of computation resources to rent which is a feature available in popular third-party storage/computation resource providers like AWS and Microsoft Azure. Another critical difference

between our model and the [20–22] is the fact that we consider the setting where a non-zero switch cost is incurred every time we change the level of computation resource rented. Contrary to this, in [20–22], switch cost is unidirectional, i.e., a switch cost is incurred only when a service is not hosted at the edge in a time-slot and has to be fetched from the cloud servers to host on the edge server. Due to this, the algorithms proposed in [20–22] and their performance analyses do not directly extend to our setting. Other works on the service hosting problem include [31]. At a high level, our work is related to the rich body of work on caching [4, 5, 7, 19].

2 Setting

We study a system consisting of a cloud server and a third-party-owned edge server. We focus on the problem of efficiently using edge resources from the perspective of a specific service provider. This service is hosted both at the edge and on the cloud server. Each user query/request is routed either to the edge or the cloud and the answer to the query is computed at that server and communicated back to the user, thus necessitating computation power both at the edge and at the cloud servers. We consider a time-slotted setting where the amount of edge computation power rented by the service provider can be changed over time via short-term contracts.

Request arrival process: We consider adversarial and stochastic arrivals. Under the adversarial setting, we make no structural assumptions on the number of requests arriving over time. For our analytical results for stochastic arrivals, we consider the setting where arrivals are i.i.d. over time.

Assumption 1 (*i.i.d. stochastic arrivals*) Let X_t be the number of requests arriving in time-slot t . Then, for all t , $\mathbb{P}(X_t = x) = p_x$ for $x = 0, 1, 2, \dots$.

In the Gilbert-Elliot-like Model, we make the following assumption:

Assumption 2 (*Gilbert-Elliot (GE) Model*) Using [11] as a basis, we consider an arrival process governed by a two-state Markov chain, A_H and A_L . Transitions from state $A_H \rightarrow A_L$ and from state $A_L \rightarrow A_H$ occur with probabilities p_{HL} and p_{LH} . The state transition diagram has been described in 1. We refer to the two states as the high state and the low state. Under the GE model, if the Markov chain is in the high state, the requests arrive as $\text{Poisson}(\lambda_H)$, and they are $\text{Poisson}(\lambda_L)$ otherwise.

Sequence of events in each time-slot: We first have request arrivals. These requests are served by the edge server subject to constraints due to limited computation power at the edge. The remaining requests, if any, are forwarded to the cloud server for service. The system then makes a decision on how much edge computation power to rent for the next time-slot.

The algorithmic challenge is to determine how much edge computation power to rent over time. Let \mathcal{P} be a candidate policy that determines the amount of computation power rented by the service provider over time.

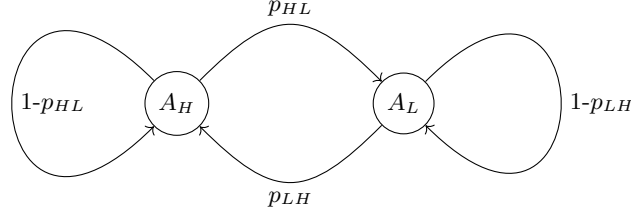


Fig. 1: Gilbert-Elliot Model as a Markov Chain

2.1 Cost Model and Constraints

We build on the assumptions in [20–22]. Under policy \mathcal{P} , the service provider incurs three types of costs.

- *Rent cost* ($C_{R,t}^{\mathcal{P}}$): The service provider can choose one of two possible levels of edge computation power to rent in each time-slot, referred to as high (H) and low (L). The rent cost incurred per time-slot for levels H and L are denoted by c_H and $c_L (< c_H)$ respectively.
- *Service cost* ($C_{S,t}^{\mathcal{P}}$): This is the cost incurred due to the latency in service user requests. Given the proximity of the edge servers and the users, no service cost is incurred for requests served at the edge. A cost of one unit is levied on each request forwarded to the cloud server. The highest number of requests that can be served at the edge at edge computation power levels H and L are denoted by κ_H and $\kappa_L (< \kappa_H)$ respectively.
- *Switch cost* ($C_{W,t}^{\mathcal{P}}$): Switching from edge computation power level H to L and L to H results in a switch cost of W_{HL} and W_{LH} units respectively.

The number of requests that can be served by the edge server in a time-slot is limited to κ_H for state S_H and κ_L for state S_L in \mathbb{Z}^+ , where \mathbb{Z}^+ is the set of all positive integers. Let $r_t \in \{H, L\}$ denote the edge computation power rented during time-slot t and X_t denote the number of request arrivals in time-slot t . It follows that

$$C_t^{\mathcal{P}} = C_{R,t}^{\mathcal{P}} + C_{S,t}^{\mathcal{P}} + C_{W,t}^{\mathcal{P}}, \quad (1)$$

$$\text{where, } C_{R,t}^{\mathcal{P}} = \begin{cases} c_H & \text{if } r_t = H \\ c_L & \text{if } r_t = L \end{cases}$$

$$C_{S,t}^{\mathcal{P}} = \begin{cases} X_t - \min\{X_t, \kappa_H\} & \text{if } r_t = H \\ X_t - \min\{X_t, \kappa_L\} & \text{if } r_t = L \end{cases}$$

$$C_{W,t}^{\mathcal{P}} = \begin{cases} W_{HL} & \text{if } r_{t-1} = H \text{ and } r_t = L \\ W_{LH} & \text{if } r_{t-1} = L \text{ and } r_t = H \\ 0 & \text{otherwise.} \end{cases}$$

Remark 1. We limit our discussion to the case where $\kappa_H - \kappa_L > c_H - c_L$. If $\kappa_H - \kappa_L \leq c_H - c_L$, the optimal policy is to always use computation level L .

2.2 Performance metrics

We use the following metrics for adversarial and stochastic request arrivals.

For adversarial arrivals, we compare the performance of a policy \mathcal{P} with the performance of the optimal offline policy (OPT-OFF) which knows the entire arrival sequence a priori. The performance of policy \mathcal{P} is characterized by its competitive ratio $\rho^{\mathcal{P}}$ defined as

$$\rho^{\mathcal{P}} = \sup_{a \in \mathcal{A}} \frac{C^{\mathcal{P}}(a)}{C^{\text{OPT-OFF}}(a)}, \quad (2)$$

where \mathcal{A} is the set of all possible finite request arrival sequences, and $C^{\mathcal{P}}(a)$ and $C^{\text{OPT-OFF}}(a)$ are the total costs of service for the request arrival sequence a under the policy \mathcal{P} and the optimal offline policy respectively.

For i.i.d. stochastic arrivals, we compare the performances of a policy \mathcal{P} with the optimal online policy (OPT-ON) which might know the statistics of the arrival process, but does not know the sample path. The performance metric $\sigma_T^{\mathcal{P}}$ is defined as the ratio of the expected cost incurred by policy \mathcal{P} in T time-slots to that of the optimal online policy in the same time interval. Formally,

$$\sigma^{\mathcal{P}}(T) = \frac{\mathbb{E} \left[\sum_{t=1}^T C_t^{\mathcal{P}} \right]}{\mathbb{E} \left[\sum_{t=1}^T C_t^{\text{OPT-ON}} \right]}, \quad (3)$$

where $C_t^{\mathcal{P}}$ is as defined in (1).

Goal: The goal is to design online policies with provable performance guarantees for both adversarial and stochastic arrivals.

3 Policies

In our analysis, we focus the discussion towards *online* policies. At each time-slot, a singular decision must be made determining whether to switch states.

3.1 Better Late than Never (BLTN)

The BLTN policy is inspired by the RetroRenting policy proposed in [21]. BLTN is a deterministic policy that uses recent arrival patterns to evaluate decisions by checking if it made the correct choice in hindsight. Let $t_{\text{switch}} < t$ be the most recent time when the state was changed from $H \rightarrow L$ or $L \rightarrow H$ under BLTN. The policy searches for a time-slot τ such that $t_{\text{switch}} < \tau < t$, and the total cost incurred is lower if the state is switched in time-slot $\tau - 1$ and switched back in time-slot t than the cost incurred if the state is not changed during time-slots $\tau - 1$ to t . If there exists such a time τ , BLTN switches the state in time-slot t .

Consider a scenario where the state in time slot t is S_H . Let $t_{\text{switch}} < t$ be the time when the server had last changed state to S_L under BLTN. Let H_i and L_i denote cost incurred in time slot i where H_i and L_i are evaluated for $r_i = r_{i-1} = H$ and L respectively. Analytically, the decision to switch to state S_L is made if the algorithm can find a time τ such that

$$W_{LH} + W_{HL} + \sum_{t_{\text{switch}} \leq i < \tau} H_i + \sum_{\tau \leq j \leq t} L_j < \sum_{t_{\text{switch}} \leq i \leq t} H_i$$

which simplifies to $W_{LH} + W_{HL} < \sum_{i=\tau}^t (H_i - L_i)$. (4)

A similar analytical condition can be made for the decision to switch from S_L to state S_H . The decision is made if the algorithm can find a time-slot τ such that

$$W_{LH} + W_{HL} < \sum_{i=\tau}^t (L_i - H_i). \quad (5)$$

A naive implementation of the algorithm has been constructed in the Appendix.

While a naive implementation of the BLTN policy can have $\mathcal{O}(T)$ space and time complexity, using techniques proposed in [21], the time and computational complexity can be reduced to $\mathcal{O}(1)$ as shown through Algorithm 1.

3.2 Follow The Perturbed Leader (FTPL)

FTPL [5,19] is a randomized policy. In time-slot t , it compares suitably perturbed versions of the cost incurred from time 1 to t under two static decisions, i.e., state L from time 1 to t and state H from time 1 to t . The state of the system is then set to the one which has the lower perturbed cost.

The variation of the perturbation $\mathcal{N}(0, \sqrt{t})$ increases as \sqrt{t} , while the total difference in cost scaled linearly with time. This implies that the FTPL policy, over time, chooses to remain static in the state with the least cost.

As an illustration for BLTN, we consider a sample sequence of arrivals. Let r_t be the state sequence with time index t . We consider the case where $W_{LH} = W_{HL} = 275$, $c_H = 600$, $c_L = 400$, $\kappa_H = 700$, $\kappa_L = 300$ and a request sequence

Number of requests:	900	900	900	900	900	900	200	200	200	200	200
Time-slot index:	1	2	3	4	5	6	7	8	9	10	11

Initially, we consider the edge server to be in state S_L . We observe that the optimal state to serve 900 incoming requests is S_H . While hosting under the BLTN policy, the first switch to state S_H occurs in the time-slot 3, thus $r_4 = H$ and $r_{1,2,3} = L$. The cost incurred in the case where the state is S_L till $t = 3$ is $\sum_{l=1}^3 (x_l - \kappa_L)^+ + (3 - 1 + 1) \times c_L = 3000$, while the cost incurred in state S_H is $\sum_{l=1}^3 (x_l - \kappa_H)^+ + (3 - 1 + 1) \times c_H = 2400$. The difference in the cost equates

Algorithm 1: Better Late than Never (BLTN)

```

1 Input: Sum of switch costs  $W$  units, maximum number of our service requests
   served by edge server ( $\kappa_H$  and  $\kappa_L$ ), rent cost:  $c_H$  and  $c_L$ , number of requests:
    $x_t, \underline{x}_t^H = \min\{x_t, \kappa_H\}, \underline{x}_t^L = \min\{x_t, \kappa_L\}, t > 0$ 
2 Output: Service hosting strategy  $r_{t+1} \in \{H, L\}, t > 0$ 
3 Initialize: Service hosting variable  $r_1 = 0, \Delta(0) = 0$ 
4 for each time-slot  $t$  do
5    $\Delta(t-1) = \Delta(t)$ 
6   if  $r_t = H$  then
7      $\Delta(t) = \max\{0, \Delta(t-1) + \underline{x}_t^L - \underline{x}_t^H + c_H - c_L\}$ 
8     if  $\Delta(t) > W$  then
9        $t_{\text{switch}} = t$ 
10       $\Delta(t) = 0$ 
11      return  $r_{t+1} = L$ 
12    else
13      return  $r_{t+1} = H$ 
14    end
15  else if  $r_t = L$  then
16     $\Delta(t) = \max\{0, \Delta(t-1) + \underline{x}_t^H - \underline{x}_t^L + c_L - c_H\}$ 
17    if  $\Delta(t) > W$  then
18       $t_{\text{switch}} = t$ 
19       $\Delta(t) = 0$ 
20      return  $r_{t+1} = H$ 
21    else
22      return  $r_{t+1} = L$ 
23    end
24  end
25 end

```

Algorithm 2: Follow the Perturbed Leader (FTPL)

```

1 Input: Switch costs  $W_{HL}$  and  $W_{LH}$  units, maximum number of our service
   requests served by edge server ( $\kappa_H$  and  $\kappa_L$ ), rent cost:  $c_H$  and  $c_L$ , number of
   requests:  $x_t, \underline{x}_t^H = \min\{x_t, \kappa_H\}, \underline{x}_t^L = \min\{x_t, \kappa_L\}, t > 0$ , Gaussian
   distribution with mean  $\mu$  and variance  $\sigma$ :  $\mathcal{N}(\mu, \sigma)$ 
2 Output: Service hosting strategy  $r_{t+1} \in \{H, L\}, t > 0$ 
3 Initialize: Service hosting variable  $r_1 = 0, \Delta(0) = 0$ 
4 for each time-slot  $t$  do
5    $\Delta(t-1) = \Delta(t)$ 
6    $\Delta(t) = \Delta(t-1) + \underline{x}_t^L - \underline{x}_t^H + \Delta c$ 
7   if  $\Delta(t) + \gamma \mathcal{N}(0, \sqrt{t}) > 0$  then
8     return  $r_{t+1} = L$ 
9   else
10    return  $r_{t+1} = H$ 
11  end
12 end

```

600 > $W = 550$, and that is the first time the condition 5 is satisfied. t_{switch} is updated to 3, and $r_4 = H$.

From time-slot 4 onward, BLTN hosts in state S_H up to time-slot 8. We set $\tau = 6 > t_{switch}$ and evaluate the condition 4. Setting $t = 8, \tau = 6$, we have $\sum_{l=6}^8 ((x_l - \kappa_H)^+ - (x_l - \kappa_L)^+) + (8 - 6 + 1) \times (c_H - c_L) = 600 \geq W = 550$. This is the first time-slot since 3 that the condition is satisfied, thus $r_8 = H, r_9, \dots = L$ till the next time BLTN decides to switch.

4 Main Results and Discussion

Our first theorem characterizes the performance of BLTN for adversarial arrivals by giving a worst-case guarantee on the performance of the BLTN policy against the optimal offline policy. We also characterize a lower bound performance of any deterministic online policy.

Theorem 1. *Let $\Delta\kappa = \kappa_H - \kappa_L$, $\Delta c = c_H - c_L$, $W = W_{LH} + W_{HL}$. If $\Delta\kappa > \Delta c$ then,*

$$(a) \rho^{BLTN} \leq \left(1 + \frac{2W + \Delta\kappa}{W \left(1 + \frac{c_H}{\Delta\kappa - \Delta c} + \frac{c_L}{\Delta c} \right)} \right),$$

$$(b) \rho^{\mathcal{P}} \geq \min \left\{ \frac{\Delta\kappa + c_L}{c_H}, \frac{c_H}{c_L}, \frac{\Delta\kappa + c_L + c_H + W}{c_H + c_L + W} \right\}, \text{ for any deterministic policy } \mathcal{P}.$$

Theorem 1 provides a worst-case guarantee on the performance of the BLTN policy against the optimal offline policy. Unlike the BLTN policy, the optimal offline policy has complete information of the entire arrival sequence beforehand. We note that the competitive ratio of BLTN improves as the sum of switch costs ($W_{LH} + W_{HL}$) increases. Also, the competitive ratio of BLTN increases linearly with the difference of the caps on requests served at the edge, $\Delta\kappa$. Supplementing it, we have Theorem 1 (b) which shows that the competitive ratio of *any* deterministic online policy increases linearly with $\Delta\kappa$. While Theorem 1 (a) provides a worst-case guarantee for the BLTN policy, it must be noted that through subsequent simulations, the performance of BLTN is substantially closer to the optimal offline policy.

Next we summarize the performance of the BLTN policy for i.i.d. stochastic arrivals (Assumption 1, Section 2).

This lemma gives a bound on the expected difference between the costs incurred in a time-slot by the BLTN policy and the optimal online policy. We use the functions $f(\cdot), g(\cdot)$ which are defined in the Appendix. The functions $f(\cdot), g(\cdot)$ are formulated using Hoeffding's inequality to bound the probability of certain events. We use the functions $f(\cdot), g(\cdot)$ for the sake of compactness.

Lemma 1. *Let $\Delta_t^{\mathcal{P}} = \mathbb{E}[C_t^{\mathcal{P}} - C_t^{OPT-ON}]$, $\mu_H = \mathbb{E}[X_{t,H}]$, $\mu_L = \mathbb{E}[X_{t,L}]$, $\Delta\mu = \mu_H - \mu_L$, $\Delta\kappa = \kappa_H - \kappa_L$, and $\Delta c = c_H - c_L$.*

$$\begin{aligned}
f(\Delta\kappa, \lambda, W, \Delta\mu, \Delta c) &= (W + \Delta\mu - \Delta c) \times \left(2 \left\lceil \frac{\lambda W}{\Delta\mu - \Delta c} \right\rceil \frac{\exp\left(-2 \frac{(\Delta\mu - \Delta c)^2 \frac{W}{\Delta c}}{(\Delta\kappa)^2}\right)}{1 - \exp\left(-2 \frac{(\Delta\mu - \Delta c)^2}{(\Delta\kappa)^2}\right)} \right. \\
&\quad \left. + \exp\left(-2 \frac{(\lambda - 1)^2 W (\Delta\mu - \Delta c)}{\lambda (\Delta\kappa)^2}\right) \right), \text{ and} \\
g(\Delta\kappa, \lambda, W, \Delta\mu, \Delta c) &= (\Delta c - \Delta\mu + W) \times \left(\exp\left(-2 \frac{(\lambda - 1)^2 (\Delta c - \Delta\mu) W}{\lambda (\Delta\kappa)^2}\right) \right. \\
&\quad \left. + 2 \left\lceil \frac{\lambda W}{\Delta c - \Delta\mu} \right\rceil \frac{\exp\left(-2 \frac{(\Delta c - \Delta\mu)^2 \frac{W}{\Delta c}}{(\Delta\kappa)^2}\right)}{1 - \exp\left(-2 \frac{(\Delta c - \Delta\mu)^2}{(\Delta\kappa)^2}\right)} \right).
\end{aligned}$$

Then, under Assumption 1,

– Case $\Delta\mu > \Delta c$:

$$\Delta_t^{BLTN}(\lambda) \leq \begin{cases} W + \Delta\mu - \Delta c, & t \leq \left\lceil \frac{\lambda W}{\Delta\mu - \Delta c} \right\rceil \\ f(\Delta\kappa, \lambda, W, \Delta\mu, \Delta c), & t > \left\lceil \frac{\lambda W}{\Delta\mu - \Delta c} \right\rceil \end{cases}.$$

– Case $\Delta\mu < \Delta c$:

$$\Delta_t^{BLTN}(\lambda) \leq \begin{cases} W + \Delta c - \Delta\mu, & t \leq \left\lceil \frac{\lambda W}{\Delta c - \Delta\mu} \right\rceil \\ g(\Delta\kappa, \lambda, W, \Delta\mu, \Delta c), & t > \left\lceil \frac{\lambda W}{\Delta c - \Delta\mu} \right\rceil \end{cases}.$$

We can conclude that for large enough t , the difference between the cost incurred by BLTN and the optimal online policy in time-slot t , decays exponentially with W and $|\Delta\mu - \Delta c|$.

Theorem 2 gives an upper bound on the ratio of the expected cost incurred under BLTN and the optimal online policy in a setting where request arrivals are stochastic. In the statement of this theorem, we used the functions f and g which are defined in Lemma 1.

Theorem 2. Let $\nu = \mathbb{E}[X_t]$, $\mu_H = \mathbb{E}[X_{t,H}]$, and $\mu_L = \mathbb{E}[X_{t,L}]$. Let the rent cost per time-slot be c_H or c_L depending on the states S_H or S_L respectively. Define $\Delta\mu = \mu_H - \mu_L$, $\Delta\kappa = \kappa_H - \kappa_L$, $\Delta c = c_H - c_L$. Recall the definition of σ_T^P given in (3).

– Case $\Delta\mu > \Delta c$: For the function f defined in Lemma 1,

$$\sigma^{BLTN}(T) \leq \min_{\lambda > 1} \left(1 + \frac{\left\lceil \frac{\lambda W}{\Delta\mu - \Delta c} \right\rceil (W + \Delta\mu - \Delta c)}{T(\nu - \mu_H + c_H)} + \frac{\left(T - \left\lceil \frac{\lambda W}{\Delta\mu - \Delta c} \right\rceil\right) f(\Delta\kappa, \lambda, W, \Delta\mu, \Delta c)}{T(\nu - \mu_H + c_H)} \right),$$

– Case $\Delta\mu < \Delta c$: For the function g defined in Lemma 1,

$$\sigma^{BLTN}(T) \leq \min_{\lambda > 1} \left(1 + \frac{\left\lceil \frac{\lambda W}{\Delta c - \Delta\mu} \right\rceil (W + \Delta c - \Delta\mu)}{T(\nu - \mu_L + c_L)} + \frac{\left(T - \left\lceil \frac{\lambda W}{\Delta c - \Delta\mu} \right\rceil\right) g(\Delta\kappa, \lambda, W, \Delta\mu, \Delta c)}{T(\nu - \mu_L + c_L)} \right).$$

We observe that the bounds in Lemma 1 worsen with an increase in $\Delta\kappa$. It must be noted that this is a bound obtained using Hoeffding's inequality which does not assume any specific i.i.d. process (Chernoff bound presents a stronger

inequality here). For generic cases, the performance of BLTN does not worsen with an increase in $\Delta\kappa$ as shown via simulations in the next section.

For large values of T , the bound on the ratio of total expected costs reduces exponentially with the sum of switch costs W . The performance guarantees obtained for BLTN in this section show that BLTN performs well in both the general and the i.i.d. stochastic settings without making any assumptions on the request arrival process.

5 Simulations

Since our analytical results only provide bounds on the BLTN policy, we now compare the performance of BLTN, FTPL, and the optimal online policy which uses the knowledge of the statistics of the arrival process to make decisions via simulations. Recall that both BLTN and FTPL do not know the statistics of the arrival process.

Unless stated otherwise, the parameter values in the simulations are as follows: $c_L = 300$; $\Delta c = 300$; $k_L = 400$; $\Delta\kappa = 400$; $W_{HL} = W_{LH} = 300$. For the GE model, the transition probability from either state of the two-state Markov chain is 0.01. In Algorithm 2, we set $\gamma = 500$, through empirical observations of overall performance. All the simulations have been averaged over the same set of 50 random seeds over 10,000 time-slots. The captions highlight the arrival sequence model - Assumption 1 (i.i.d. Poisson) or Assumption 2 (GE).

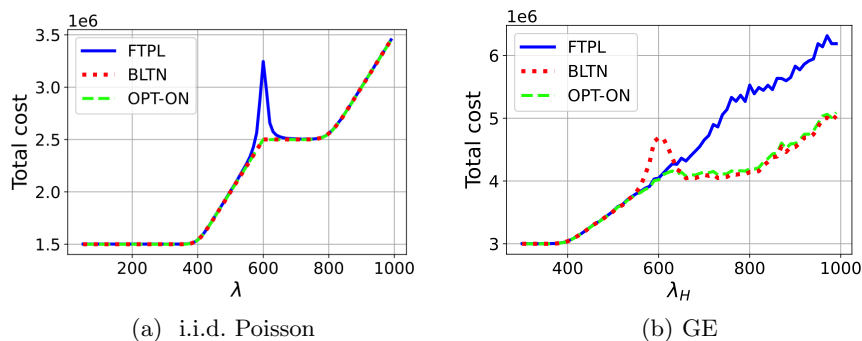


Fig. 2: Performance of various policies as a function of the request arrival rate. For the GE model, we fix $\lambda_L = 300$ and vary λ_H .

In Figure 2, we see that for i.i.d. Poisson arrivals, the performance of BLTN matches that of FTPL for most of the λ values considered except around $\lambda = 600$. At this value of λ , the expected cost incurred at levels L and H is very close and as a result, the switch cost incurred by FTPL is high, thus leading to poor performance. We note that for the GE model, BLTN outperforms FTPL for a large range of λ_H . The superior performance of BLTN is a consequence of the

fact that unlike FTPL, BLTN puts added emphasis on recent arrival patterns when making decisions. The same trend follows in Figure 3.

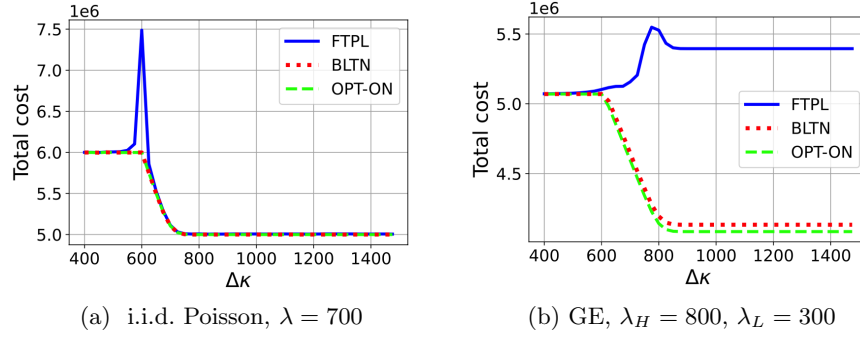


Fig. 3: Performance of various policies as a function of $\Delta\kappa$

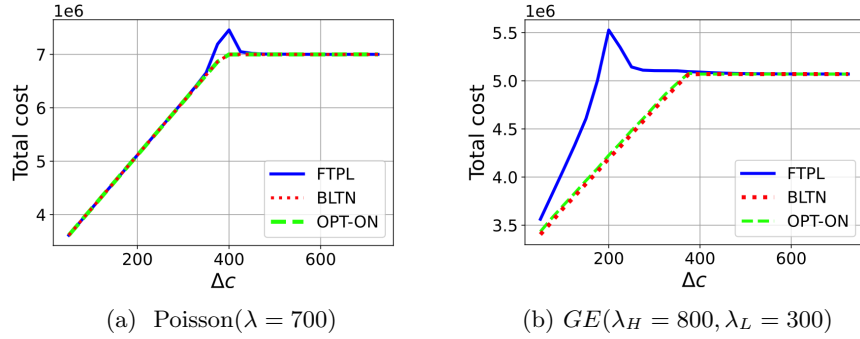


Fig. 4: Performance of various policies as a function of difference in rent costs Δc

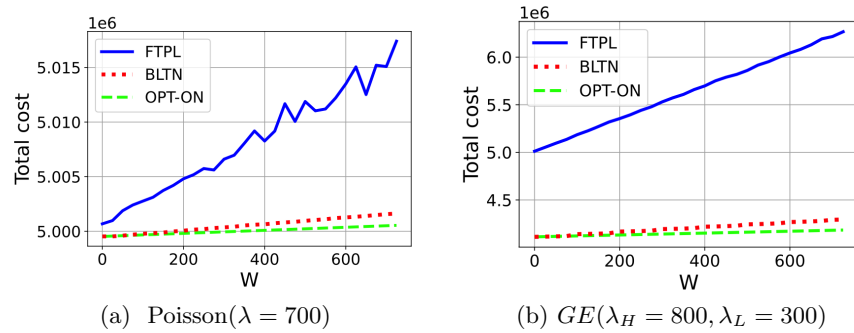


Fig. 5: Performance of various policies as a function of switch costs, $W = W_{HL} = W_{LH}$

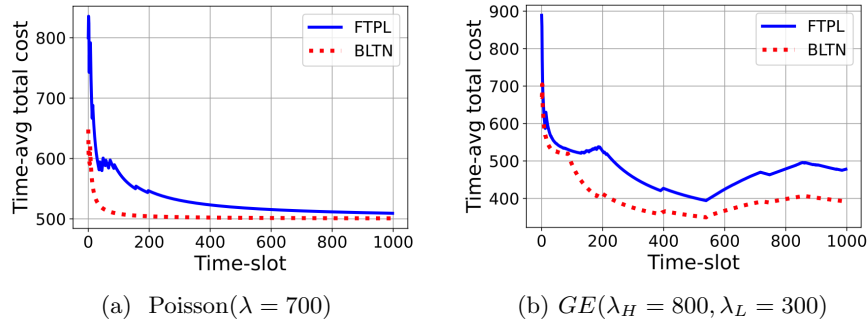


Fig. 6: Time averaged total cost

In Figure 2, we see that for i.i.d. Poisson arrivals, the performance of BLTN matches that of FTPL for most of the λ values considered except around $\lambda = 600$. At this value of λ , the expected cost incurred at levels L and H is very close and as a result, the switch cost incurred by FTPL is high, thus leading to poor performance. We note that for the GE model, BLTN outperforms FTPL for a large range of λ_H . The superior performance of BLTN is a consequence of the fact that unlike FTPL, BLTN puts added emphasis on recent arrival patterns when making decisions. The same trend follows in Figure 3.

Through Theorems 1 and 2, it is suggested that the bounds worsen as $\Delta\kappa$ increases. However, under Assumption 1, there is significant difference in performance only when $\Delta\kappa = \Delta c$, and under Assumption 2, there is significant difference whenever $\Delta\kappa > \Delta c$.

In arrival sequences characterized by Assumption 2, usually BLTN performs better owing to its ability to draw conclusions from history. FTPL fails to account for switching costs and so, is sub-optimal.

6 Proof Outlines

In this section we outline the proofs of the results discussed in Section 4. The proof details are discussed in the Appendix.

6.1 Proof Outline for Theorem 1 (a)

The time axis is partitioned into ‘frames’. Frame i for $i \in \mathbb{Z}^+$ begins when OPT-OFF switches the state of the edge-server for the $2i^{\text{th}}$ time. The time interval before the first frame is denoted as Frame 0.

In figure 7, the downward arrows represent switches to state S_H , upward arrows indicate switches to state S_L . We designate red and black arrows to the BLTN and OPT-OFF policies respectively. The state of the system under policies OPT-OFF and BLTN have been indicated using the two bars below the time axis. The solid red and solid black portions represent the intervals during which BLTN and OPT-OFF host the service in state S_H respectively.

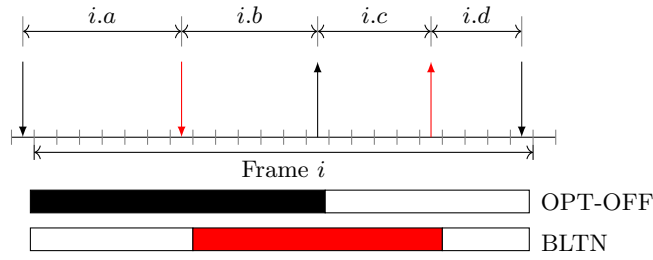


Fig. 7: Figure representing switching by OPT-OFF and BLTN in the i^{th} frame.

We use the properties of BLTN and OPT-OFF to show that each frame has the following structure (Figure 7):

- BLTN switches state back and forth exactly once.
- BLTN starts in state S_L .
- The switch to S_H by BLTN in Frame i is before OPT-OFF switches to state S_L in Frame i .
- The switch to S_L by BLTN in Frame i is after OPT-OFF switches to S_L in Frame i .

We note that both BLTN and OPT-OFF switch exactly once back and forth in a frame and therefore, the total switch cost under BLTN and OPT-OFF is identical for both policies.

From Lemma 5 of the Appendix, we have that after switching to state S_H , OPT-OFF hosts the service for at least $\frac{W}{\Delta\kappa - \Delta c}$ time-slots. Similarly, after switching to S_L , OPT-OFF hosts the service for at least $\frac{W}{\Delta c}$ (Lemma 6) time-slots.

Across subframes $i.b$ and $i.d$, the rent and service costs are the same for both the policies. However, the differences between the cumulative service and rent costs incurred by BLTN and OPT-OFF in subframes $i.a$ and $i.c$ are capped by $W + \Delta\kappa - \Delta c$ and $W + \Delta c$ respectively. Also, the total switch cost under both policies in a frame is the same. Using these results, we have that the total cost incurred by BLTN and OPT-OFF in a frame differs by at most $2W + \Delta\kappa$.

In case of the last frame, if OPT-OFF switches the service, the analysis is the same as that of the previous frame. Otherwise, we bound the ratio of the cost incurred by BLTN and cost incurred by OPT-OFF in the frame.

Combining the results for individual frames obtained earlier, the final result follows.

6.2 Proof Outline for Theorem 1 (b)

All deterministic online policies can be partitioned into two subsets. A policy that hosts the service in S_H during the first time-slot is in the first subset. All other policies are in the second subset.

In either of the subset, for each policy we construct an arrival sequence and calculate the ratio of the cost of the deterministic online policy and an alternative policy. Following from the definition, this quantity is a lower-bound on the competitive ratio of the deterministic policy.

6.3 Proof Outline for Theorem 2

Through Lemma 15 of the Appendix, we identify a lower bound on the cost per time-slot incurred by any online policy.

First, we consider the case where $\Delta\mu > \Delta c$. Through Hoeffding’s inequality [12], we upper bound the probability of the state being S_L during time-slot t under BLTN. Conditioned on being in state S_H and not switching to S_L in time-slot t , the expected cumulative cost incurred by BLTN is at the most $c_H + \mathbb{E}[X_t - \min\{X_t, \kappa_H\}]$ and is upper bounded by $W + c_L + \mathbb{E}[X_t - \min\{X_t, \kappa_L\}]$ otherwise. The result follows.

Next, we consider the case where $\Delta\mu < \Delta c$. We upper bound the probability of the service being hosted in state S_H in time-slot t under BLTN through Hoeffding’s inequality [12]. Similarly, the result then follows by the fact that the expected total cost incurred by BLTN is no more than $c_L + \mathbb{E}[X_t - \min\{X_t, \kappa_L\}]$ and at the most $W + c_H + \mathbb{E}[X_t - \min\{X_t, \kappa_H\}]$ otherwise, conditioned on being in state S_L and not switched to S_H in time-slot t .

7 Conclusion

We consider the problem of renting edge computing resources for serving customer requests at the edge. We propose an online policy called Better-Late-Than-Never (BLTN) and provide performance guarantees for adversarial and stochastic request arrivals. Further, we compare the performance of BLTN with the widely studied FTPL policy. We conclude that BLTN outperforms FTPL for most settings considered, especially when the statistics of the arrival process are time-varying. The main reason for this is that BLTN makes decisions based on recent request arrival patterns while FTPL uses the entire request arrival history to make decisions.

References

1. Abbas, N., Zhang, Y., Taherkordi, A., Skeie, T.: Mobile edge computing: A survey. *IEEE Internet of Things Journal* **5**(1), 450–465 (2018). <https://doi.org/10.1109/JIOT.2017.2750180>
2. Ascigil, O., Tasiopoulos, A., Phan, T.K., Sourlas, V., Psaras, I., Pavlou, G.: Resource provisioning and allocation in function-as-a-service edge-clouds. *IEEE Transactions on Services Computing* (2021)
3. AWS: (2022), <https://aws.amazon.com>
4. Belady, L.A.: A study of replacement algorithms for a virtual-storage computer. *IBM Systems journal* **5**(2), 78–101 (1966)
5. Bhattacharjee, R., Banerjee, S., Sinha, A.: Fundamental limits on the regret of online network-caching. *Proceedings of the ACM on Measurement and Analysis of Computing Systems* **4**(2), 1–31 (2020)
6. Bi, S., Huang, L., Zhang, Y.J.A.: Joint optimization of service caching placement and computation offloading in mobile edge computing system. *arXiv preprint arXiv:1906.00711* (2019)

7. Borst, S., Gupta, V., Walid, A.: Distributed caching algorithms for content distribution networks. In: 2010 Proceedings IEEE INFOCOM. pp. 1–9. IEEE (2010)
8. Chen, L., Xu, J.: Collaborative service caching for edge computing in dense small cell networks. arXiv preprint arXiv:1709.08662 (2017)
9. Chen, L., Xu, J.: Budget-constrained edge service provisioning with demand estimation via bandit learning. arXiv preprint arXiv:1903.09080 (2019)
10. Choi, H., Yu, H., Lee, E.: Latency-classification-based deadline-aware task offloading algorithm in mobile edge computing environments. *Applied Sciences* **9**(21), 4696 (2019)
11. Gilbert, E.N.: Capacity of a burst-noise channel. *The Bell System Technical Journal* **39**(5), 1253–1265 (1960). <https://doi.org/10.1002/j.1538-7305.1960.tb03959.x>
12. Hoeffding, W.: Probability inequalities for sums of bounded random variables. In: *The Collected Works of Wassily Hoeffding*, pp. 409–426. Springer (1994)
13. IBM: (2022), <https://www.ibm.com/cloud/edge-computing>
14. Infrastructure, O.C.: (2022), <https://www.oracle.com/a/ocom/docs/cloud/edge-services-100.pdf>
15. Jiang, C., Gao, L., Wang, T., Luo, J., Hou, F.: On economic viability of mobile edge caching. In: ICC 2020-2020 IEEE International Conference on Communications (ICC). pp. 1–6. IEEE (2020)
16. Luo, Q., Hu, S., Li, C., Li, G., Shi, W.: Resource scheduling in edge computing: A survey. *IEEE Communications Surveys & Tutorials* **23**(4), 2131–2165 (2021). <https://doi.org/10.1109/COMST.2021.3106401>
17. Miao, Y., Hao, Y., Chen, M., Gharavi, H., Hwang, K.: Intelligent task caching in edge cloud via bandit learning. *IEEE Transactions on Network Science and Engineering* **8**(1), 625–637 (2020)
18. Mouradian, C., Naboulsi, D., Yangui, S., Glitho, R.H., Morrow, M.J., Polakos, P.A.: A comprehensive survey on fog computing: State-of-the-art and research challenges. *IEEE Communications Surveys & Tutorials* **20**(1), 416–464 (2017)
19. Mukhopadhyay, S., Sinha, A.: Online caching with optimal switching regret. In: 2021 IEEE International Symposium on Information Theory (ISIT). pp. 1546–1551. IEEE (2021)
20. Narayana, V.C.L., Agarwala, M., Karamchandani, N., Moharir, S.: Online partial service hosting at the edge. In: 2021 International Conference on Computer Communications and Networks (ICCCN). pp. 1–9. IEEE (2021)
21. Narayana, V.C.L., Moharir, S., Karamchandani, N.: On renting edge resources for service hosting. *ACM Transactions on Modeling and Performance Evaluation of Computing Systems* **6**(2), 1–30 (2021)
22. Prakash, R.S., Karamchandani, N., Kavitha, V., Moharir, S.: Partial service caching at the edge. In: 2020 18th International Symposium on Modeling and Optimization in Mobile, Ad Hoc, and Wireless Networks (WiOPT). pp. 1–8. IEEE (2020)
23. Puliafito, C., Mingozzi, E., Longo, F., Puliafito, A., Rana, O.: Fog computing for the internet of things: A survey. *ACM Trans. Internet Technol.* **19**(2), 18:1–18:41 (Apr 2019). <https://doi.org/10.1145/3301443>, <http://doi.acm.org/10.1145/3301443>
24. Satyanarayanan, M.: The emergence of edge computing. *Computer* **50**(1), 30–39 (2017)
25. Shi, W., Cao, J., Zhang, Q., Li, Y., Xu, L.: Edge computing: Vision and challenges. *IEEE Internet of Things Journal* **3**(5), 637–646 (2016). <https://doi.org/10.1109/JIOT.2016.2579198>

26. Tran, T.X., Chan, K., Pompili, D.: Costa: Cost-aware service caching and task offloading assignment in mobile-edge computing. In: 2019 16th Annual IEEE International Conference on Sensing, Communication, and Networking (SECON). pp. 1–9. IEEE (2019)
27. Wang, S., Urgaonkar, R., Zafer, M., He, T., Chan, K., Leung, K.K.: Dynamic service migration in mobile edge computing based on markov decision process. *IEEE/ACM Transactions on Networking* **27**(3), 1272–1288 (2019). <https://doi.org/10.1109/TNET.2019.2916577>
28. Yan, J., Bi, S., Duan, L., Zhang, Y.J.A.: Pricing-driven service caching and task offloading in mobile edge computing. *IEEE Transactions on Wireless Communications* (2021)
29. Zeng, F., Chen, Y., Yao, L., Wu, J.: A novel reputation incentive mechanism and game theory analysis for service caching in software-defined vehicle edge computing. *Peer-to-Peer Networking and Applications* pp. 1–15 (2020)
30. Zhang, M., Zheng, Z., Shroff, N.B.: An online algorithm for power-proportional data centers with switching cost. In: 2018 IEEE Conference on Decision and Control (CDC). pp. 6025–6032 (2018). <https://doi.org/10.1109/CDC.2018.8619443>
31. Zhao, T., Hou, I.H., Wang, S., Chan, K.: Red/led: An asymptotically optimal and scalable online algorithm for service caching at the edge. *IEEE Journal on Selected Areas in Communications* **36**(8), 1857–1870 (2018)

Appendix

7.1 BLTN Naive Algorithm

Algorithm 3: Better Late Than Never (BLTN)

```

1 Input: Sum of switch costs  $W$  units, maximum number of our service requests
   served by edge server in states  $S_H$  and  $S_L$  as  $\kappa_H$  and  $\kappa_L$ , rent costs  $c_H$  and
    $c_L$ , request arrival sequence:  $\{x_l\}_{l=0}^t, t > 0$ 
2 Output: Service switching strategy  $r_{t+1}, t > 0$ 
3 Initialize: Service switching variable  $r_1 = L$ 
4 for each time-slot  $t$  do
5    $r_{t+1} = r_t$ 
6   if  $r_t = H$  then
7     for  $t_{switch} < \tau < t$  do
8       if
9          $\sum_{l=\tau}^t (x_l - \kappa_H)^+ + (t - \tau + 1) \times c_H \geq \sum_{l=\tau}^t (x_l - \kappa_L)^+ + (t - \tau + 1) \times c_L + W,$ 
10        then
11           $r_{t+1} = L, t_{switch} = t$ 
12          break
13        end
14      end
15    end
16  if  $r_t = L$  then
17    for  $t_{switch} < \tau < t$  do
18      if
19         $\sum_{l=\tau}^t (x_l - \kappa_L)^+ + (t - \tau + 1) \times c_L \geq \sum_{l=\tau}^t (x_l - \kappa_H)^+ + (t - \tau + 1) \times c_H + W,$ 
20        then
21           $r_{t+1} = H, t_{switch} = t$ 
22          break
23        end
24      end
25    end
26  end

```

7.2 Proof of Theorem 1(a)

The notation used in this subsection is given in Table 1.

We use the following lemmas to prove Theorem 1(a).

The following two lemmas give lower bounds of the difference in the number of requests served at the edge-server in the time interval between switching from $L \rightarrow H \rightarrow L$, and $H \rightarrow L \rightarrow H$ by OPT-OFF.

Symbol	Description
t	Time index
W_{HL}	Switch cost from H to L
W_{LH}	Switch cost from L to H
W	Sum of switching costs ($W_{HL} + W_{LH}$)
c_t	Rent cost per time-slot t
c_L	c_t in state S_L
c_H	c_t in state S_H
x_t	Request arrivals in time-slot t
$\underline{x}_{t,L}$	$\min\{x_t, \kappa_L\}$
$\underline{x}_{t,H}$	$\min\{x_t, \kappa_H\}$
$\delta_{t,L}$	$x_t - \underline{x}_{t,L}$
$\delta_{t,H}$	$x_t - \underline{x}_{t,H}$
$r^*(t)$	Indicator variable; H if the state is S_H by OPT-OFF during time-slot t and L otherwise
$r^{\text{BLTN}}(t)$	Indicator variable; H if the state is S_H by BLTN during time-slot t and L otherwise
η	Notation for a policy
$C^\eta(n, m)$	Total cost incurred by the policy η in the interval $[n, m]$
$C^{\text{OPT-OFF}}(n, m)$	Total cost incurred by the offline optimal policy in the interval $[n, m]$
Frame i	The interval between the i^{th} and the $(i + 1)^{\text{th}}$ switch to S_H by the offline optimal policy
$C^{\text{OPT-OFF}}(i)$	Total cost incurred by the offline optimal policy in Frame i
$C^{\text{BLTN}}(i)$	Total cost incurred by BLTN in Frame i

Table 1: Notation

Lemma 2. *If $r^*(n-1) = L$, $r^*(t) = H$ for $n \leq t \leq m$ and $r^*(m+1) = L$, then,*

$$\sum_{l=n}^m (\underline{x}_{l,H} - \underline{x}_{l,L}) \geq W + \sum_{l=n}^m (c_H - c_L).$$

Proof. The cost incurred by OPT-OFF in $n \leq t \leq m+1$ is $W + \sum_{l=n}^m c_H + c_L + \sum_{l=n}^m \delta_{l,H} + \delta_{m+1,L}$. We prove Lemma 2 by contradiction. Let us assume that $\sum_{l=n}^m (\underline{x}_{l,H} - \underline{x}_{l,L}) < W + \sum_{l=n}^m (c_H - c_L)$. We construct another policy η which behaves same as OPT-OFF except that $r_\eta(t) = L$ for $n \leq t \leq m+1$. The total cost incurred by η in $n \leq t \leq m+1$ is $\sum_{l=n}^{m+1} (x_l - \underline{x}_{l,L}) + \sum_{l=n}^{m+1} c_L$. It follows that $C^\eta(n, m+1) - C^{\text{OPT-OFF}}(n, m+1) = \sum_{l=n}^m (\underline{x}_{l,H} - \underline{x}_{l,L}) - W_{LH} - W_{HL} - \sum_{l=n}^m (c_H - c_L)$, which is negative by our assumption. This contradicts the definition of the OPT-OFF policy, thus proving the result.

Lemma 3. *If $r^*(n-1) = H$, $r^*(t) = L$ for $n \leq t \leq m$ and $r^*(m+1) = H$, then,*

$$\sum_{l=n}^m (\underline{x}_{l,H} - \underline{x}_{l,L}) + W \leq \sum_{l=n}^m (c_H - c_L).$$

Proof. The cost incurred by OPT-OFF in $n \leq t \leq m+1$ is $W + \sum_{l=n}^m c_L + c_H + \sum_{l=n}^m \delta_{l,L} + \delta_{m+1,H}$. We prove Lemma 3 by contradiction. Let us assume that $\sum_{l=n}^m (\underline{x}_{l,H} - \underline{x}_{l,L}) + W > \sum_{l=n}^m (c_H - c_L)$. We construct another policy η which behaves same as OPT-OFF except that $r_\eta(t) = H$ for $n \leq t \leq m$. The total cost incurred by η in $n \leq t \leq m+1$ is $\sum_{l=n}^{m+1} (x_l - \underline{x}_{l,H}) + \sum_{l=n}^{m+1} c_H$. It follows that $C^\eta(n, m+1) - C^{\text{OPT-OFF}}(n, m+1) = \sum_{l=n}^m (\underline{x}_{l,L} - \underline{x}_{l,H}) - W + \sum_{l=n}^m (c_H - c_L)$, which is negative by our assumption. This contradicts the definition of the OPT-OFF policy, thus proving the result.

The next lemma shows that if the difference in the number of requests that can be served by the edge server in the two states in a time-interval exceeds a certain value (which is a function of the length of that time-interval) and the state is S_L at the beginning of this time-interval, then OPT-OFF switches to state S_H the service at least once in the time-interval.

Lemma 4. *If $r^*(n-1) = L$, and $\sum_{l=n}^m (\underline{x}_{l,H} - \underline{x}_{l,L}) \geq W + \sum_{l=n}^m (c_H - c_L)$, then OPT-OFF switches the state to S_H at least once in the interval from time-slots n to m .*

Proof. We prove Lemma 4 by contradiction. We construct another policy η which behaves same as OPT-OFF except that $r_\eta(t) = H$ for $n \leq t \leq m$. The total cost

incurred by η in $n \leq t \leq m$ is $C^\eta(n, m) = W + \sum_{l=n}^m c_H + \sum_{l=n}^m \delta_{l,H}$. It follows that

$$C^\eta(n, m) - C^{\text{OPT-OFF}}(n, m) = W + \sum_{l=n}^m (c_H - c_L) - \sum_{l=n}^m (\underline{x}_{l,H} - \underline{x}_{l,L}),$$

which is negative.

Hence there exists at least one policy η which performs better than OPT-OFF. This contradicts the definition of the OPT-OFF policy, thus proving the result.

The next lemma provides a lower bound on the duration for which OPT-OFF hosts the service once it is fetched.

Lemma 5. *Once OPT-OFF switches to state H, the state is constant for at least $\frac{W}{(\kappa_H - \kappa_L) - (c_H - c_L)}$ slots.*

Proof. Suppose OPT-OFF switches to S_H at the end of the $(n-1)^{\text{th}}$ time-slot and switches to S_L at the end of time-slot $m > n$. From Lemma 2, $\sum_{l=n}^m (\underline{x}_{l,H} - \underline{x}_{l,L}) \geq W + \sum_{l=n}^m (c_H - c_L)$. Since $(\underline{x}_{l,H} - \underline{x}_{l,L}) \leq (m-n+1) \times (\kappa_H - \kappa_L)$ and $\sum_{l=n}^m (c_H - c_L) \geq (m-n+1) \times (c_H - c_L)$, $(m-n+1) \times (\kappa_H - \kappa_L) \geq W + (m-n+1) \times (c_H - c_L)$, i.e., $(m-n+1) \geq \frac{W}{(\kappa_H - \kappa_L) - (c_H - c_L)}$. This proves the result.

Lemma 6. *Once OPT-OFF switches to state L, the state is constant for at least $\frac{W}{(c_H - c_L)}$ slots.*

Proof. Suppose OPT-OFF switches to S_L at the end of the $(n-1)^{\text{th}}$ time-slot and switches to S_L at the end of time-slot $m > n$. From Lemma 3, $\sum_{l=n}^m (\underline{x}_{l,H} - \underline{x}_{l,L}) + W \leq \sum_{l=n}^m (c_H - c_L)$. Since $(\underline{x}_{l,H} - \underline{x}_{l,L}) \geq 0$ and $\sum_{l=n}^m (c_H - c_L) = (m-n+1) \times (c_H - c_L)$, $W \leq (m-n+1) \times (c_H - c_L)$, i.e., $(m-n+1) \geq \frac{W}{(c_H - c_L)}$. This proves the result.

The next lemma gives an upper bound on the difference in the number of requests that can be served by the edge server (between the two states subject to its computation power constraints) in a time-interval such that BLTN is in state S_L during the time-interval and fetches it in the last time-slot of the time-interval.

Lemma 7. *Let $r^{\text{BLTN}}(n-1) = H$, $r^{\text{BLTN}}(t) = L$ for $n \leq t \leq m$ and $r^{\text{BLTN}}(m+1) = H$.*

Then for any $n \leq n' < m$, $\sum_{l=n'}^m (\underline{x}_{l,H} - \underline{x}_{l,L}) < \sum_{l=n'}^{m-1} (c_H - c_L) + W + (\kappa_H - \kappa_L)$.

Proof. Given $r^{\text{BLTN}}(m) = L$ and $r^{\text{BLTN}}(m+1) = H$, then for any $n \leq n' < m$, $\sum_{l=n'}^{m-1} (\delta_{l,L} - \delta_{l,H}) < \sum_{l=n'}^{m-1} (c_H - c_L) + W$. By definition, $\sum_{l=n'}^m (\underline{x}_{l,H} - \underline{x}_{l,L}) = (\underline{x}_{l,H} - \underline{x}_{l,L}) + \underline{x}_{m,H} - \underline{x}_{m,L} < \sum_{l=n'}^{m-1} (c_H - c_L) + W + (\kappa_H - \kappa_L)$, thus proving the result.

Lemma 8. *Let $r^{\text{BLTN}}(n-1) = L$, $r^{\text{BLTN}}(t) = H$ for $n \leq t \leq m$ and $r^{\text{BLTN}}(m+1) = L$.*

Then for any $n \leq n' < m$, $\sum_{l=n'}^m (\underline{x}_{l,H} - \underline{x}_{l,L}) < \sum_{l=n'}^{m-1} (c_H - c_L) + W$.

Proof. Given $r^{\text{BLTN}}(m) = H$ and $r^{\text{BLTN}}(m+1) = L$, then for any $n \leq n' < m$, $\sum_{l=n'}^{m-1} (\delta_{l,H} - \delta_{l,L}) + \sum_{l=n'}^{m-1} (c_H - c_L) < W$. By definition, $\sum_{l=n'}^m (\underline{x}_{l,H} - \underline{x}_{l,L}) = (\underline{x}_{l,H} - \underline{x}_{l,L}) + \underline{x}_{m,H} - \underline{x}_{m,L} > \sum_{l=n'}^{m-1} (c_H - c_L) - W$, thus proving the result.

Consider the event where both BLTN and OPT-OFF have hosted in state S_H in a particular time-slot. The next lemma states that given this, OPT-OFF switches states to S_L before BLTN.

Lemma 9. *If $r^{\text{BLTN}}(n) = H$, $r^*(t) = H$ for $n \leq t \leq m$, and $r^*(m+1) = L$. Then, $r^{\text{BLTN}}(t) = H$ for $n+1 \leq t \leq m+1$.*

Proof. We prove this by contradiction. Let $\exists \tilde{m} < m$ such that $r^{\text{BLTN}}(\tilde{m}+1) = L$. Then, from Algorithm 3, there exists an integer $\tau > 0$ such that $\sum_{l=\tilde{m}-\tau+1}^{\tilde{m}} (\underline{x}_{l,H} - \underline{x}_{l,L}) < \sum_{l=\tilde{m}-\tau+1}^{\tilde{m}} (c_H - c_L) - W$. The cost incurred by OPT-OFF in the interval $\tilde{m} - \tau + 1$ to \tilde{m} is $\sum_{l=\tilde{m}-\tau+1}^{\tilde{m}} c_H + \sum_{l=\tilde{m}-\tau+1}^{\tilde{m}} \delta_{l,H}$.

Consider an alternative policy η for which $r_\eta(t) = 0$ for $\tilde{m} - \tau + 1 \leq t \leq \tilde{m}$, $r_\eta(\tilde{m} + 1) = 1$, and $r_\eta(t) = r^*(t)$ otherwise. It follows that $C^\eta - C^{\text{OPT-OFF}} = \sum_{l=\tilde{m}-\tau+1}^{\tilde{m}} (\underline{x}_{l,H} - \underline{x}_{l,L}) + W - \sum_{l=\tilde{m}-\tau+1}^{\tilde{m}} (c_H - c_L)$ which is negative by our assumption. This contradicts the definition of the OPT-OFF policy, thus proving the result.

Consider the case where both BLTN and OPT-OFF have hosted in state S_H in a particular time-slot. From the previous lemma, we know that, OPT-OFF switches states to S_L before BLTN. The next lemma gives a lower bound on the difference in the number of requests that can be served by the edge server in the interval which starts when OPT-OFF switches states to S_L from the edge server and ends when BLTN switches states to S_L from the edge server.

Lemma 10. *Let $r^*(n-1) = H$, $r^*(n) = L$, $r^{\text{BLTN}}(t) = H$ for $n-1 \leq t \leq m$ and $r^{\text{BLTN}}(m+1) = L$. Then for any $n \leq n' < m$, $\sum_{l=n'}^m (\underline{x}_{l,H} - \underline{x}_{l,L}) \geq \sum_{l=n'}^{m-1} (c_H - c_L) - W_{HL}$.*

Proof. Given $r^{\text{BLTN}}(m) = H$ and $r^{\text{BLTN}}(m+1) = L$, then for any $n \leq n' < m$, $\sum_{l=n'}^{m-1} (\underline{x}_{l,H} - \underline{x}_{l,L}) > \sum_{l=n'}^{m-1} \Delta c - W$. By definition, $\sum_{l=n'}^m (\underline{x}_{l,H} - \underline{x}_{l,L}) = \left(\sum_{l=n'}^{m-1} (\underline{x}_{l,H} - \underline{x}_{l,L}) \right) + (\underline{x}_{l,H} - \underline{x}_{l,L}) > \sum_{l=n'}^{m-1} \Delta c - W + 0$, thus proving the result.

Our next result states that BLTN does not switch states to S_H in the interval between a switch to S_L and the subsequent switch to S_H by OPT-OFF.

Lemma 11. *If $r^*(n-1) = H$, $r^*(t) = L$ for $n \leq t \leq m$, and $r^*(m+1) = H$, then BLTN does not switch to state H in time-slots $n, n+1, \dots, m-1$.*

Proof. We prove this by contradiction. Let BLTN switch states to S_H in time-slot t where $n \leq t \leq m-1$. Then from Algorithm 3, there exists an integer $\tau > 0$ such that $t - \tau \geq n$ and $\sum_{l=t-\tau+1}^t (\underline{x}_{l,H} - \underline{x}_{l,L}) \geq \sum_{l=t-\tau+1}^t (c_H - c_L) + W_{LH} + W_{HL}$. If this condition is true, by Lemma 4, OPT-OFF would have fetched the service at least once in the interval $t - \tau + 1$ and t for all $n \leq t \leq m-1$. Hence BLTN does not switch states to S_H between n and $m-1$.

The next lemma states that in the interval between a switch from $L \rightarrow H$ and subsequent switch from $H \rightarrow L$ by OPT-OFF, BLTN hosts the service for at least one time-slot.

Lemma 12. *If $r^*(n-1) = L$, $r^*(t) = H$ for $n \leq t \leq m$ and $r^*(m+1) = L$, then, for some $n < t \leq m$, $r^{BLTN}(t) = H$.*

Proof. We prove this by contradiction. Let $r^{BLTN}(t) = L$ for all $n \leq t \leq m$. Then by the definition of the BLTN policy, $\sum_{l=t-\tau+1}^t (\underline{x}_{l,H} - \underline{x}_{l,L}) < \sum_{l=t-\tau+1}^t (c_H - c_L) + W$ for any $\tau > 0$ and $\tau \leq t - n + 1$. If we choose $t = m$ then $\sum_{l=n}^m (\underline{x}_{l,H} - \underline{x}_{l,L}) < \sum_{l=n}^m (c_H - c_L) + W_{HL} + W_{LH}$, which is false from Lemma 2. This contradicts our assumption.

If both BLTN and OPT-OFF are in state S_H in a particular time-slot, from Lemma 9, we know that OPT-OFF switches states to S_L before BLTN. The next lemma states that BLTN switches states to S_L before the next time OPT-OFF switches to state S_H .

Lemma 13. *If $r^*(n-1) = H$, $r^*(t) = L$ for $n \leq t \leq m$, $r^*(m+1) = H$, and $r^{BLTN}(n-1) = H$, then, BLTN switches states to S_L by the end of time-slot m and $r^{BLTN}(m+1) = L$.*

Proof. We prove this by contradiction. Assume that BLTN does not switch states to S_L in any time slot t for all $n \leq t \leq m$. Then from the definition of the BLTN policy, $\sum_{l=t-\tau+1}^t (\underline{x}_{l,H} - \underline{x}_{l,L}) + W \geq \sum_{l=t-\tau+1}^t (c_H - c_L)$ for all τ such that $0 < \tau \leq t - n + 1$.

As a result, at $t = m$, $\sum_{l=n}^m (\underline{x}_{l,H} - \underline{x}_{l,L}) + W_{HL} + W_{LH} > \sum_{l=n}^m (c_H - c_L)$. Given this, it follows that OPT-OFF will not switch states to S_L at the end of time-slot $n-1$. This contradicts our assumption. By Lemma 11, BLTN does not switch states to S_H in the interval between switches from S_H to S_L and back by OPT-OFF. Therefore, $r^{BLTN}(m+1) = 0$.

To compare the costs incurred by BLTN and OPT-OFF we divide time into frames $[1, t_1 - 1], [t_1, t_2 - 1], [t_2, t_3 - 1], \dots$, where $t_i - 1$ is the time-slot in which OPT-OFF switches to state S_H for the i^{th} time for $i \in \{1, 2, \dots\}$. Our next result characterizes the sequence of events that occur in any such frame.

Lemma 14. Consider the interval $[t_i, t_{i+1} - 1]$ such that OPT-OFF switches the state to S_H at the end of time-slot $t_i - 1$ and switches the state to S_L again the end of time-slot $t_{i+1} - 1$. By definition, there exists $\tau \in [t_i, t_{i+1} - 2]$ such that OPT-OFF switches the state to S_L in time-slot τ . BLTN switches to S_H from S_L and back exactly once each in $[t_1, t_2 - 1]$. The switch to S_H by BLTN is in time-slot t_{LH}^{BLTN} such that $t_1 \leq t_{LH}^{\text{BLTN}} \leq \tau$ and the switch to S_L by BLTN is in time-slot t_{HL}^{BLTN} such that $\tau < t_{HL}^{\text{BLTN}} < t_2$ (Figure 8).

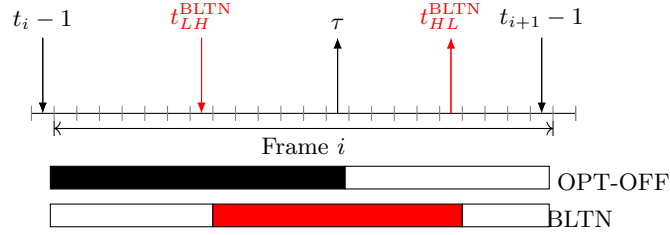


Fig. 8: Illustration of Lemma 14 showing switches between S_H and S_L by OPT-OFF and BLTN in the i^{th} frame. Downward arrows represent switch to S_H , upward arrows indicate switch to S_L . Black and red arrows correspond to the OPT-OFF and BLTN policy respectively. The two bars below the timeline indicate the state of the edge server under OPT-OFF and BLTN. The solid black and solid red portions represent the intervals during with OPT-OFF and BLTN host the service on the edge server respectively

Proof. Without loss of generality, we prove the result for $i = 1$. Since $r^*(t_1 - 1) = L$, $r^*(t) = H$ for $t_1 \leq t \leq \tau$ and $r^*(\tau) = L$ then by Lemma 12, $r^{\text{BLTN}}(t_{LH}^{\text{BLTN}}) = H$ for some $t_1 < t_{LH}^{\text{BLTN}} \leq \tau$. In addition, by Lemma 13, $r^{\text{BLTN}}(t_1) = L$. Therefore, BLTN the state to S_H at least once in the interval $[t_1, t_2 - 1]$. By Lemma 9, if $t_{LH}^{\text{BLTN}} < \tau$, since both BLTN and OPT-OFF stay in state S_H during time-slot $t_{LH}^{\text{BLTN}} + 1$, OPT-OFF switches to S_L before BLTN, therefore, once fetched, BLTN does not switch to S_L before time-slot $\tau + 1$, i.e., $r^{\text{BLTN}}(t) = H$ for $t_{LH}^{\text{BLTN}} + 1 \leq t \leq \tau + 1$. Since $r^*(\tau) = H$, $r^*(t) = L$ for $\tau + 1 \leq t \leq t_2 - 1$ and $r^*(t_2) = H$, then by Lemma 13, BLTN switches states to S_L in time-slot t_{HL}^{BLTN} such that $\tau < t_{HL}^{\text{BLTN}} \leq t_2 - 1$. In addition, once switched to S_L at $t_{HL}^{\text{BLTN}} \leq t_2 - 1$, BLTN does not switch to S_H again in the before time-slot t_2 by Lemma 11. This completes the proof.

Proof (of Theorem 1(a)). As mentioned above, to compare the costs incurred by BLTN and OPT-OFF we divide times into frames $[1, t_1 - 1]$, $[t_1, t_2 - 1]$, $[t_2, t_3 - 1]$, \dots , where $t_i - 1$ is the time-slot in which OPT-OFF downloads the service for the i^{th} time for $i \in \{1, 2, \dots, k\}$.

For convenience, we account for the switch costs incurred by OPT-OFF in time-slot t_i in the cost incurred by OPT-OFF in Frame i . Given this, the cost under BLTN and OPT-OFF is the same for $[1, t_1 - 1]$ (Frame 0) since both policies host the service in the same state.

Note that if the total number of switches made by OPT-OFF is less than $2k < \infty$, there are exactly $k + 1$ frames (including Frame 0). The $(k + 1)^{\text{th}}$ frame either has no switch by OPT-OFF to S_L or OPT-OFF switches to S_L and then never switches back.

We now focus on Frame i , such that $0 < i < k$, where $2k$ is the total number of switches made by OPT-OFF.

Note: $\Delta\kappa = \kappa_H - \kappa_L$, $\Delta c = c_H - c_L$

Without loss of generality, we focus on Frame 1. Recall the definitions of τ , t_{HL}^{BLTN} , and t_{LH}^{BLTN} from Lemma 14, also seen in Figure 8. By Lemma 14, we have that BLTN switches from S_H to S_L and back exactly once each in $[t_1, t_2 - 1]$ such that the switch to S_H by BLTN is in time-slot t_{LH}^{BLTN} such that $t_1 \leq t_{LH}^{\text{BLTN}} \leq \tau$ and the eviction by BLTN is in time-slot t_{HL}^{BLTN} such that $\tau < t_{HL}^{\text{BLTN}} < t_2$.

Both OPT-OFF and BLTN makes one pair of switches in the frame. Hence the difference in the switch costs is zero. We now focus on the service and rent cost incurred by the two policies.

$$\begin{aligned} \text{By Lemma 7, the difference in total cost} &= C^{\text{BLTN}} - C^{\text{OPT-OFF}} = \sum_{l=t_1}^{t_{LH}^{\text{BLTN}}} (\delta_{l,L} - \\ &\delta_{l,H}) + \sum_{l=t_1}^{t_{LH}^{\text{BLTN}}} (c_L - c_H) < \sum_{l=t_1}^{t_{LH}^{\text{BLTN}}-1} (c_H - c_L) + W + (\kappa_H - \kappa_L) + \sum_{l=t_1}^{t_{LH}^{\text{BLTN}}} (c_L - c_H) = \\ &W + \Delta\kappa - \Delta c. \end{aligned}$$

The service and rent cost incurred by OPT-OFF and BLTN in $[t_f^{\text{BLTN}} + 1, \tau]$ are equal.

$$\begin{aligned} \text{By Lemma 8, the difference of costs in } [\tau + 1, t_{HL}^{\text{BLTN}}] &\text{ is } C^{\text{BLTN}} - C^{\text{OPT-OFF}} = \\ &\sum_{l=\tau+1}^{t_{HL}^{\text{BLTN}}} (\delta_{l,H} - \delta_{l,L}) + \sum_{l=\tau+1}^{t_{HL}^{\text{BLTN}}} (c_H - c_L) < \sum_{l=\tau+1}^{t_{HL}^{\text{BLTN}}-1} (c_L - c_H) + W + \sum_{l=\tau+1}^{t_{HL}^{\text{BLTN}}} (c_H - c_L) = W + \Delta c. \end{aligned}$$

The service and rent cost incurred by OPT-OFF and BLTN in $[t_e^{\text{BLTN}} + 1, t_2 - 1]$ are equal.

Let $C^{\text{BLTN}}(i)$, $C^{\text{OPT-OFF}}(i)$ denote the costs incurred in the i^{th} frame by BLTN and OPT-OFF respectively. We therefore have that,

$$C^{\text{BLTN}}(i) - C^{\text{OPT-OFF}}(i) \leq 2W + \kappa_H - \kappa_L \quad (6)$$

By Lemma 5, once OPT-OFF switches to state H, it stays put for at least $\tau_H = \frac{W}{\Delta\kappa - \Delta c}$ slots. And by Lemma 6, once OPT-OFF switches to state L, it stays put for at least $\tau_L = \frac{W}{\Delta\kappa}$ slots. Therefore,

$$C^{\text{OPT-OFF}}(i) \geq W_{LH} + c_H\tau_H + W_{HL} + c_L\tau_L$$

From (6) and (7),

$$C^{\text{BLTN}}(i) \leq \left(1 + \frac{2W + \Delta\kappa}{W \left(1 + \frac{c_H}{\Delta\kappa - \Delta c} + \frac{c_L}{\Delta\kappa} \right)} \right) C^{\text{OPT-OFF}}(i). \quad (7)$$

Frames 1 to $k - 1$ have now been characterized completely.

For Frame k , which is the last frame, there are two possible cases, one where OPT-OFF switches states to S_L in Frame k , in which case the analysis for Frame k is identical to that of Frame 1, and the other when OPT-OFF does not switch states to S_L in Frame k . We now focus on the latter.

Given that OPT-OFF switches to state S_H the service in time-slot $t_k - 1$, there exists $m > t_k$ such that $\sum_{l=t_k}^m (\underline{x}_{l,H} - \underline{x}_{l,L}) \geq W + \sum_{l=t_k}^m (c_H - c_L)$. By Step 8 in Algorithm 3, BLTN switches to state S_H at the end of time-slot m . Let $\tau_k = m - t_k$. By Lemma 8, the difference in the number of requests that can be served by the edge server during these τ_k time-slots is at most $\sum_{l=n'}^{m-1} (c_H - c_L) + W$. Since BLTN is in state S_L during these τ_k time-slots, the rent cost incurred by BLTN is c_L per slot and the service cost incurred by BLTN is at most $W + \sum_{l=t_k}^{m-1} c_L + \kappa_L + \sum_{l=t_k}^m \delta_{l,L}$. OPT-OFF rents the edge server during these τ_k time-slots at cost $\sum_{l=t_k}^m c_H$ and the service cost incurred by OPT-OFF is $\sum_{l=t_k}^{m-1} \delta_{l,H}$. There is no difference between the cost of BLTN and OPT-OFF after the first τ_k slots in Frame k . It follows that

$$C^{\text{BLTN}}(k) - C^{\text{OPT-OFF}}(k) \leq 2W + \Delta\kappa. \quad (8)$$

From (7) and (8),

$$C^{\text{BLTN}}(k) \leq \left(1 + \frac{2W + \Delta\kappa}{W \left(1 + \frac{c_H}{\Delta\kappa - \Delta c} + \frac{c_L}{\Delta\kappa} \right)} \right) C^{\text{OPT-OFF}}(k). \quad (9)$$

Stitching together the results obtained for all frames, the result follows.

7.3 Proof of Theorem 1(b)

Proof. Let \mathcal{P} be a given deterministic online policy and $C^{\mathcal{P}}(a)$ be the cost incurred by this policy for the request sequence a .

We first consider the case where \mathcal{P} starts in state S_H .

We define $t^{(1)} \geq 1$ as the first time the policy \mathcal{P} switches to state S_H when there are κ_H arrivals in each of the first $t^{(1)}$ time-slots. As \mathcal{P} is a deterministic policy, the value of $t^{(1)}$ can be computed a-priori.

We define $t^{(2)} \geq 1$ as the first time the policy \mathcal{P} switches to state S_L when there are κ_L arrivals in each of the first $t^{(2)}$ time-slots. Similarly, as \mathcal{P} is a deterministic policy, the value of $t^{(2)}$ can be computed a-priori.

Consider the arrival process a with κ_H request arrivals each in the first $t^{(1)}$ time-slots and κ_L request arrivals each in the next $t^{(2)}$ time-slots.

Note: $\Delta\kappa = \kappa_H - \kappa_L$, $\Delta c = c_H - c_L$, $W = W$

It follows that $C^{\mathcal{P}}(a) = t^{(1)}(\Delta\kappa + c_L) + t^{(2)}c_H + W$.

Consider an alternative policy ALT which is in state S_H from time-slots 1 to $t^{(1)}$ and in state S_L from time-slots $t^{(1)} + 1$ to $t^{(1)} + t^{(2)}$. It follows that $C^{\text{ALT}}(a) = c_H t^{(1)} + c_L t^{(2)} + W$. By definition, $\rho^{\mathcal{P}} \geq \frac{(\Delta\kappa + c_L)t^{(1)} + c_H t^{(2)} + W}{c_H t^{(1)} + c_L t^{(2)} + W}$. Therefore,

$$\rho^{\mathcal{P}} \geq \min \left\{ \frac{\Delta\kappa + c_L}{c_H}, \frac{c_H}{c_L}, \frac{(\Delta\kappa + c_L) + c_H + W}{c_H + c_L + W} \right\}$$

7.4 Proof of Theorem 2

We use the following lemmas to prove Theorem 2.

Lemma 15. *Let X_t be the number of requests arriving in time-slot t , $\nu = \mathbb{E}[X_t]$, $\underline{X}_{t,H} = \min\{X_t, \kappa_H\}$ and $\mu_L = \mathbb{E}[\underline{X}_{t,L}]$, $\underline{X}_{t,L} = \min\{X_t, \kappa_L\}$ and $\mu_H = \mathbb{E}[\underline{X}_{t,H}]$. Let the rent cost per time-slot be c_H or c_L depending on the states S_H or S_L respectively. Under Assumption 1, let $\mathbb{E}[C_t^{OPT-ON}]$ be the cost per time-slot incurred by the OPT-ON policy. Then, $\mathbb{E}[C_t^{OPT-ON}] \geq \min\{c_H + \nu - \mu_H, c_L + \nu - \mu_L\}$.*

Proof. If the service is hosted in state S_H on the edge in time-slot t , the expected cost incurred is at least $\mathbb{E}[X_t - \min\{X(t), \kappa_H\} + c_H] = c_H + \nu - \mu_H$. Else, if the service is hosted in state S_L on the edge in time-slot t , the expected cost incurred is at least $\mathbb{E}[X_t - \min\{X(t), \kappa_L\} + c_L] = c_L + \nu - \mu_L$.

Lemma 16. *Let X_t be the number of requests arriving in time-slot t , $\underline{X}_{t,H} = \min\{X_t, \kappa_H\}$, $\mu_H = \mathbb{E}[\underline{X}_{t,H}]$, $\underline{X}_{t,L} = \min\{X_t, \kappa_L\}$ and $\mu_L = \mathbb{E}[\underline{X}_{t,L}]$. Let the rent cost per time-slot be c_H or c_L depending on the states S_H or S_L respectively. Define $\Delta \underline{X}_l = \underline{X}_{l,H} - \underline{X}_{l,L}$, $\Delta \mu = \mu_H - \mu_L$, $\Delta \kappa = \kappa_H - \kappa_L$, $\Delta c = c_H - c_L$, $Y_l = \Delta \underline{X}_l - \Delta c$, and $Y = \sum_{l=t-\tau+1}^t Y_l$ then Y satisfies, for $(\Delta c - \Delta \mu)\tau + W > 0$, $\mathbb{P}(Y \geq W) \leq \exp\left(-2 \frac{((\Delta c - \Delta \mu)\tau + W)^2}{\tau(\Delta \kappa)^2}\right)$, and for $(\Delta \mu - \Delta c)\tau + W > 0$, $\mathbb{P}(Y \leq \tau c - W) \leq \exp\left(-2 \frac{((\Delta \mu - \Delta c)\tau + W)^2}{\tau(\Delta \kappa)^2}\right)$.*

Proof. Using i.i.d. condition of $\{X_t\}_{t \geq 1}$, it follows that for $s > 0$, $\mathbb{E}[\exp(sY)] \leq \prod_{l=t-\tau+1}^t \mathbb{E}[\exp(sY_l)]$. Moreover, $Y_l \in [-\Delta c, \Delta \kappa - \Delta c]$. Then the result follows by Hoeffding's inequality.

Proof (of Lemma 1). We first consider the case when $\Delta \mu > \Delta c$. We define the following events

$$E_{t_1, t_2} : \sum_{l=t_1}^{t_2} \Delta \underline{X}_l \leq \sum_{l=t_1}^{t_2} \Delta c - W, \quad E^\tau = \bigcup_{t_1=1}^{\tau} E_{t_1, \tau}, \quad E_{t-1} = \bigcup_{\tau=t-\lceil \frac{\lambda W}{\Delta \mu - \Delta c} \rceil}^{t-1} E^\tau,$$

$$E_t = \bigcup_{\tau=t-\lceil \frac{\lambda W}{\Delta \mu - \Delta c} \rceil + 1}^t E^\tau, \quad F : \sum_{l=t-\lceil \frac{\lambda W}{\Delta \mu - \Delta c} \rceil}^{t-1} \Delta \underline{X}_l \geq \sum_{l=t-\lceil \frac{\lambda W}{\Delta \mu - \Delta c} \rceil}^{t-1} \Delta c + W.$$

By Lemma 16, it follows that $\mathbb{P}(E_{t_1, t_2}) \leq \exp\left(-2 \frac{(\Delta \mu - \Delta c)^2 (t_2 - t_1 + 1)}{(\Delta \kappa)^2}\right)$, and therefore,

$$\begin{aligned} \mathbb{P}(E^\tau) &\leq \sum_{t_1=1}^{\tau - \lceil \frac{W}{\Delta c} \rceil + 1} \exp\left(-2 \frac{(\Delta \mu - \Delta c)^2 (\tau - t_1 + 1)}{(\Delta \kappa)^2}\right) \\ &\leq \frac{\exp\left(-2 \frac{(\Delta \mu - \Delta c)^2 \frac{W}{\Delta c}}{(\Delta \kappa)^2}\right)}{1 - \exp\left(-2 \frac{(\Delta \mu - \Delta c)^2}{(\Delta \kappa)^2}\right)}. \end{aligned} \quad (10)$$

Using 10 and the union bound, $\mathbb{P}(E_{t-1})$ and $\mathbb{P}(E_t)$ are upper bounded by

$$\left\lceil \frac{\lambda W}{\Delta \mu - \Delta c} \right\rceil \frac{\exp\left(-2 \frac{(\Delta \mu - \Delta c)^2 \frac{W}{\Delta c}}{(\Delta \kappa)^2}\right)}{1 - \exp\left(-2 \frac{(\Delta \mu - \Delta c)^2}{(\Delta \kappa)^2}\right)}. \quad (11)$$

By Lemma 16,

$$\begin{aligned} \mathbb{P}(F^c) &\leq \exp\left(-2\frac{((\Delta\mu - \Delta c)\lceil \frac{\lambda W}{\Delta\mu - \Delta c} \rceil - W)^2}{\frac{\lambda W}{\Delta\mu - \Delta c}(\Delta\kappa)^2}\right) \\ &\leq \exp\left(-2\frac{(\lambda - 1)^2 W(\Delta\mu - \Delta c)}{\lambda(\Delta\kappa)^2}\right). \end{aligned} \quad (12)$$

By (11) and (12),

$$\begin{aligned} \mathbb{P}(E_t^c \cap E_{t-1}^c \cap F) &\geq 1 - 2\left\lceil \frac{\lambda W}{\Delta\mu - \Delta c} \right\rceil \frac{\exp\left(-2\frac{(\Delta\mu - \Delta c)^2 \frac{W}{\Delta c}}{(\Delta\kappa)^2}\right)}{1 - \exp\left(-2\frac{(\Delta\mu - \Delta c)^2}{(\Delta\kappa)^2}\right)} \\ &\quad - \exp\left(-2\frac{(\lambda - 1)^2 W(\Delta\mu - \Delta c)}{\lambda(\Delta\kappa)^2}\right). \end{aligned} \quad (13)$$

Consider the event $G = E_t^c \cap E_{t-1}^c \cap F$ and the following three cases.

Case 1: The service is hosted in state S_H during time-slot $t - \lceil \frac{\lambda W}{\Delta\mu - \Delta c} \rceil$: Conditioned on E_{t-1}^c , by the properties of the BLTN policy, the service is not switched to S_L in time-slots $t - \lceil \frac{\lambda W}{\Delta\mu - \Delta c} \rceil$ to $t - 1$. It follows that in this case, the service is hosted in state S_H during time-slot t .

Case 2: The service is hosted in state S_L during time-slot $t - \lceil \frac{\lambda W}{\Delta\mu - \Delta c} \rceil$ and the state is switched to S_H in time-slot $\tilde{\tau}$ such that $t - \lceil \frac{\lambda W}{\Delta\mu - \Delta c} \rceil + 1 \leq \tilde{\tau} \leq t - 2$: Conditioned on E_{t-1}^c , by the properties of the BLTN policy, the service is not switched to S_L in time-slots $\tilde{\tau} + 1$ to $t - 1$. It follows that in this case, the service is hosted in state S_H during time-slot t .

Case 3: The service is hosted in state S_L during time-slot $t - \lceil \frac{\lambda W}{\Delta\mu - \Delta c} \rceil$ and is not switched to S_H in time-slots $t - \lceil \frac{\lambda W}{\Delta\mu - \Delta c} \rceil + 1$ to $t - 2$: In this case, in time-slot $t - 1$, $t_{\text{evict}} \leq t - \lceil \frac{\lambda W}{\Delta\mu - \Delta c} \rceil$. Conditioned on F , by the properties of the BLTN policy, condition in Step 8 in Algorithm 3 is satisfied for $\tau = t - \lceil \frac{\lambda W}{\Delta\mu - \Delta c} \rceil$. It follows that in this case, the decision to switch states is made in time-slot $t - 1$ and therefore, the service is hosted in state S_H during time-slot t .

We thus conclude that conditioned on $G = E_{t-1}^c \cap F$, the service is hosted in state S_H during time-slot t . In addition, conditioned on E_t^c , the service is not switched in time-slot t . We now compute the expected cost incurred by the BLTN policy. By definition, $\mathbb{E}[C_t^{\text{BLTN}}] = \mathbb{E}[C_t^{\text{BLTN}}|G]\mathbb{P}(G) + \mathbb{E}[C_t^{\text{BLTN}}|G^c] \times \mathbb{P}(G^c)$.

Note that, $\mathbb{E}[C_t^{\text{BLTN}}|G] = c_H + \nu - \mu_H$, $\mathbb{E}[C_t^{\text{BLTN}}|G^c] \leq W + c_L + \nu - \mu_L$. Therefore,

$$\begin{aligned} \mathbb{E}[C_t^{\text{BLTN}}] &= c_H + \nu - \mu_H + (W + \Delta\mu - \Delta c)\mathbb{P}(G^c) \\ &\leq c_H + \nu - \mu_H + (W + \Delta\mu - \Delta c) \times \left(2\left\lceil \frac{\lambda W}{\Delta\mu - \Delta c} \right\rceil \frac{\exp\left(-2\frac{(\Delta\mu - \Delta c)^2 \frac{W}{\Delta c}}{\Delta\kappa^2}\right)}{1 - \exp\left(-2\frac{(\Delta\mu - \Delta c)^2}{(\Delta\kappa)^2}\right)} \right. \\ &\quad \left. + \exp\left(-2\frac{(\lambda - 1)^2 W(\Delta\mu - \Delta c)}{\lambda(\Delta\kappa)^2}\right)\right). \end{aligned} \quad (14)$$

We optimize over $\lambda > 1$ to get the tightest possible bound. By Lemma 15 and (14), we have the result for BLTN.

Next, we consider the case when $\Delta\mu < \Delta c$. We define the following events

$$\begin{aligned}
 F_{t_1, t_2} : \sum_{l=t_1}^{t_2} \Delta \underline{X}_l \geq \sum_{l=t_1}^{t_2} \Delta c + W, F^\tau = \bigcup_{t_1=1}^{\tau} F_{t_1, \tau}, F_{t-1} = \bigcup_{\tau=t-\lceil \frac{\lambda W}{\Delta c - \Delta \mu} \rceil}^{t-1} F^\tau, F_t = \\
 \bigcup_{\tau=t-\lceil \frac{\lambda W}{\Delta c - \Delta \mu} \rceil + 1}^t F^\tau, E : \sum_{l=t-\lceil \frac{\lambda W}{\Delta c - \Delta \mu} \rceil}^{t-1} \underline{X}_l + W < \sum_{l=t-\lceil \frac{\lambda W}{\Delta c - \Delta \mu} \rceil}^{t-1} \Delta c.
 \end{aligned}$$

By Lemma 16, it follows that $\mathbb{P}(F_{t_1, t_2}) \leq \exp\left(-2 \frac{(\Delta c - \Delta \mu)^2 (t_2 - t_1 + 1)}{(\Delta \kappa)^2}\right)$, and therefore,

$$\begin{aligned}
 \mathbb{P}(F^\tau) &\leq \sum_{t_1=1}^{\tau - \lceil \frac{W}{\Delta \kappa - \Delta c} \rceil + 1} \exp\left(-2 \frac{(\Delta c - \Delta \mu)^2 (\tau - t_1 + 1)}{(\Delta \kappa)^2}\right) \\
 &\leq \frac{\exp\left(-2 \frac{(\Delta c - \Delta \mu)^2 \frac{W}{\Delta \kappa - \Delta c}}{(\Delta \kappa)^2}\right)}{1 - \exp\left(-2 \frac{(\Delta c - \Delta \mu)^2}{(\Delta \kappa)^2}\right)}. \tag{15}
 \end{aligned}$$

Using (15) and the union bound, $\mathbb{P}(F_t)$ and $\mathbb{P}(F_{t-1})$ are upper bounded by

$$\left\lceil \frac{\lambda W}{\Delta c - \Delta \mu} \right\rceil \frac{\exp\left(-2 \frac{(\Delta c - \Delta \mu)^2 \frac{W}{\Delta \kappa - \Delta c}}{(\Delta \kappa)^2}\right)}{1 - \exp\left(-2 \frac{(\Delta c - \Delta \mu)^2}{(\Delta \kappa)^2}\right)}. \tag{16}$$

By Lemma 16,

$$\mathbb{P}(E^c) \leq \exp\left(-2 \frac{((\Delta c - \Delta \mu) \lceil \frac{\lambda W}{\Delta c - \Delta \mu} \rceil - W)^2}{\frac{\lambda W}{\Delta c - \Delta \mu} (\Delta \kappa)^2}\right) \leq \exp\left(-2 \frac{(\lambda - 1)^2 (\Delta c - \Delta \mu) W}{\lambda (\Delta \kappa)^2}\right). \tag{17}$$

By (16) and (17),

$$\begin{aligned}
 \mathbb{P}(F_t^c \cap F_{t-1}^c \cap E) &\geq 1 - \exp\left(-2 \frac{(\lambda - 1)^2 (\Delta c - \Delta \mu) W}{\lambda (\Delta \kappa)^2}\right) \\
 &\quad - 2 \left\lceil \frac{\lambda W}{\Delta c - \Delta \mu} \right\rceil \frac{\exp\left(-2 \frac{(\Delta c - \Delta \mu)^2 \frac{W}{\Delta \kappa - \Delta c}}{(\Delta \kappa)^2}\right)}{1 - \exp\left(-2 \frac{(\Delta c - \Delta \mu)^2}{(\Delta \kappa)^2}\right)}. \tag{18}
 \end{aligned}$$

Consider the event $G = F_t^c \cap F_{t-1}^c \cap E$ and the following three cases.

Case 1: The service is hosted in state S_L during time-slot $t - \lceil \frac{\lambda W}{\Delta c - \Delta \mu} \rceil$: Conditioned on F^c , by the properties of the BLTN policy, the service is not switched to S_H in time-slots $t - \lceil \frac{\lambda W}{\Delta c - \Delta \mu} \rceil$ to $t - 1$. It follows that in this case, the service is hosted in state S_L during time-slot t .

Case 2: The service is hosted in state S_H during time-slot $t - \lceil \frac{\lambda W}{\Delta c - \Delta \mu} \rceil$ and the state is switched to S_L in time-slot $\tilde{\tau}$ such that $t - \lceil \frac{\lambda W}{\Delta c - \Delta \mu} \rceil + 1 \leq \tilde{\tau} \leq t - 2$: Conditioned on F^c , by the properties of the BLTN policy, the state is not switched to S_H in time-slots $\tilde{\tau} + 1$ to $t - 1$. It follows that in this case, the service is hosted in state S_L during time-slot t .

Case 3: The service is hosted in state S_H during time-slot $t - \lceil \frac{\lambda W}{\Delta c - \Delta \mu} \rceil$ and the state is not switched to S_L in time-slots $t - \lceil \frac{\lambda W}{\Delta c - \Delta \mu} \rceil + 1$ to $t - 2$: In this case, in

time-slot $t-1$, $t_{\text{evict}} \leq t - \lceil \frac{\lambda W}{\Delta c - \Delta \mu} \rceil$. Conditioned on E , by the properties of the BLTN policy, condition in Step 16 in Algorithm 3 is satisfied for $\tau = t - \lceil \frac{\lambda W}{\Delta \mu - \Delta c} \rceil$. It follows that in this case, the decision to switch states is made in time-slot $t-1$ and therefore, the service is hosted in state S_L in time-slot t .

We thus conclude that conditioned on $F_{t-1}^c \cap E$, the service is hosted in state S_L during time-slot t . In addition, conditioned on F_t^c , the service is not switched to S_H in time-slot t . We now compute the expected cost incurred by the BLTN policy. By definition, $\mathbb{E}[C_t^{\text{BLTN}}] = \mathbb{E}[C_t^{\text{BLTN}}|G]\mathbb{P}(G) + \mathbb{E}[C_t^{\text{BLTN}}|G^c] \times \mathbb{P}(G^c)$.

Note that, $\mathbb{E}[C_t^{\text{BLTN}}|G] = \nu - \mu_L + c_L$, $\mathbb{E}[C_t^{\text{BLTN}}|G^c] \leq c_H + \nu - \mu_H + W$. Therefore,

$$\begin{aligned} \mathbb{E}[C_t^{\text{BLTN}}] &= \nu - \mu_L + c_L + (\Delta c - \Delta \mu + W)\mathbb{P}(G^c) \\ &\leq \nu - \mu_L + c_L + (\Delta c - \Delta \mu + W) \times \left(\exp\left(-2 \frac{(\lambda-1)^2(\Delta c - \Delta \mu)W}{\lambda(\Delta \kappa)^2}\right) \right. \\ &\quad \left. + 2 \left\lceil \frac{\lambda W}{\Delta c - \Delta \mu} \right\rceil \frac{\exp\left(-2 \frac{(\Delta c - \Delta \mu)^2 \frac{W}{\Delta \kappa - \Delta c}}{(\Delta \kappa)^2}\right)}{1 - \exp\left(-2 \frac{(\Delta c - \Delta \mu)^2}{\Delta \kappa^2}\right)} \right). \end{aligned} \quad (19)$$

We optimize over $\lambda > 1$ to get the tightest possible bound. By Lemma 15 and (19), we have the result for BLTN.