

Learning Based High-Level Decision Making for Abortable Overtaking in Autonomous Vehicles

Ehsan Malayjerdi, Gokhan Alcan, Eshagh Kargar,
Hatem Darweesh, Raivo Sell, Ville Kyrki *Senior Member, IEEE*

Abstract—Autonomous vehicles are a growing technology that aims to enhance safety, accessibility, efficiency, and convenience through autonomous maneuvers ranging from lane change to overtaking. Overtaking is one of the most challenging maneuvers for autonomous vehicles, and current techniques for autonomous overtaking are limited to simple situations. This paper studies how to increase safety in autonomous overtaking by allowing the maneuver to be aborted. We propose a decision-making process based on a deep Q-Network to determine if and when the overtaking maneuver needs to be aborted. The proposed algorithm is empirically evaluated in simulation with varying traffic situations, indicating that the proposed method improves safety during overtaking maneuvers. Furthermore, the approach is demonstrated in real-world experiments using the autonomous shuttle iseAuto.

Index Terms—Autonomous Vehicles, Abortable Overtaking, Decision Making, Deep Q Networks.

I. INTRODUCTION

AUTONOMOUS driving is becoming increasingly popular as a research topic, as the level of autonomy is moving from driver assistance to autonomous operation. Current autonomous vehicles (AV) aim to tackle an increasing complexity of maneuvers, including lane-following, lane-changing, merging, and overtaking [1], [2].

Overtaking is one of the hardest problems to solve as it is a highly risky maneuver and causes a lot of accidents [3]. During an overtaking maneuver, a driver needs to predict how a traffic situation develops over time in order to estimate whether a sufficient time window is available for overtaking. This is difficult also for human drivers, especially in complex or high-speed situations. Because of its inherent complexity, overtaking is influenced by a number of factors, including road and traffic conditions [4], and type of overtaking (flying overtaking, accelerative overtaking, or piggybacking) [5], [6].

Autonomous overtaking is usually considered from two perspectives, how to overtake (choice of trajectory) and when to overtake (decision making). The choice of overtaking trajectory is made using either simple heuristics (e.g. two lane changes) or with a local path planner. Planning algorithms

have been successfully applied to autonomous overtaking, but a few issues remain. In particular, it is challenging to ensure safety under incomplete information of factors including the current and especially future traffic situation, interactions with other road users (cars and pedestrians), weather conditions, traffic rules, and road quality [4], [7].

Due to the fact that the future is unpredictable, online reactive decision-making is beneficial in addition to planning. Decision-making in uncertain and dynamic traffic situations is a general challenge in autonomous driving [8], [9]. For overtaking, researchers have proposed a variety of approaches, including fuzzy logic [10], rule-based methods [11], and learning-based approaches [12]–[15]. However, the existing approaches are limited to relatively simple situations. For rule-based and fuzzy approaches this is usually explicit in that overtaking is only allowed in very limited situations, while for learning-based methods, current works have also considered simple scenarios evaluated in simulation. Furthermore, few existing works address the fact that after an overtaking maneuver has been initiated, new information may be gained, for example, an oncoming vehicle is detected during the maneuver, in which case the maneuver might need to be aborted.

We propose a learning-based high-level decision-making mechanism for autonomous overtaking, improving safety with aborting options in unsafe conditions. The main contributions of our work are:

- 1) A deep Q-Network (DQN) based high-level decision-making mechanism which provides safe operations with "Following", "Overtaking" and "Aborting" actions.
- 2) Compatible integration of learning-based decision-making with an existing path and trajectory planning using OpenPlanner.
- 3) Simulation studies for varying traffic conditions demonstrating that the proposed architecture improves safety by aborting the overtaking if needed.
- 4) Validation via implementation on the Tallinn University of Technology (Taltech) automated shuttle - iseAuto [16], [17] shows that the proposed method can be deployed in such systems without changing the existing path and trajectory planners.

The organization of this paper is as follows: After reviewing related work in Sec. II, the proposed architecture integrating learning-based high-level decision making and planning is described in Sec. III. Simulation experiments with statistical analysis and real-world implementation are presented

This work was supported by the Academy of Finland under Grants 328399 and 345661.

E. Malayjerdi and R. Sell are with Department of Mechanical and Industrial Engineering, Tallinn University of Technology, Tallinn, Estonia, firstname.lastname@taltech.ee.

G. Alcan, E. Kargar and V. Kyrki are with Department of Electrical Engineering and Automation, Aalto University, Helsinki, Finland, firstname.lastname@aalto.fi.

H. Darweesh is with Graduate School of Informatics, Nagoya University, Nagoya, Japan, hatem.darweesh@g.sp.m.is.nagoya-u.ac.jp.

in Sec. IV and discussed in Sec. V. Finally, we provide conclusive remarks in Sec. VI.

II. RELATED WORK

AVs compute overtaking trajectories through decision-making algorithms in their planning modules. In this module, the most efficient path for overtaking is selected by path planning, and then this path is used for driving with trajectory planning. Decision-making or behavior selector is extremely important and is considered to be the human brain [18]. Based on this decision, the automated vehicle will either overtake or abort the overtaking process.

In the field of path planning for overtaking in AVs, [19] proposed an optimized sigmoid-based path planning algorithm that guarantees a smooth, fast and safe overtaking maneuver. Despite good results in simulations and experiments, the overtaking method can handle simple overtaking scenarios. Bing Lu et al [20] proposed an adaptive potential field-based path planning for complex autonomous driving scenarios such as overtaking maneuvers. Although the proposed method demonstrates a robust and smooth overtaking performance, the method lacks a safety check, and the simulation was not reliable enough. A path planning method for autonomous overtaking based on creating a safe model by analyzing human drivers in path planning and using artificial potential field function proposed in [21]. The proposed approach is found to be effective in overtaking both static and moving obstacles. However, the overtaking scenario is simplified in this study.

The trajectory planning layer computes a safe, comfortable, and dynamically optimal trajectory from the vehicle's current position and configuration to the goal configuration [22]. Different studies focus on trajectory planning modules to solve the overtaking maneuver issues in AVs. A trajectory planning algorithm proposed by Shilp et al. [23] for AVs overtaking maneuvers on highways, in a combination of the potential field function and model prediction control. [24] proposed combining artificial potential fields and MPC to develop a trajectory planning controller for obstacle avoidance in high-speed overtaking. An optimized multi-objective trajectory planning for AVs is proposed in [25]. The particle filtering proposed in [26] solves the trajectory planning problem as a nonlinear non-Gaussian estimation. These methods have shown smooth and robust overtaking in simulation. Nevertheless, the simulation was not reliable enough, and there was no safety verification.

Many studies have been conducted to address the overtaking decision-making problem. A human-like decision-making platform based on Nash equilibrium and Stackelberg game theory for overtaking maneuvers in AVs proposed in [27]. However, despite showing a great ability to address the decision-making problem of AVs, it is limited by computation resources and its inability to handle complex scenarios. [28] proposes a fuzzy logic controller for overtaking maneuvers. The fuzzy controller in this method acts as a driver in overtaking situations. Although the proposed method achieved reasonable results in their three experiments, it may lack performance when the GPS (Global Positioning System) signal is lost or not reliable. A finite state machine as a high-level decision-making and

chance-constrained model predictive control as a trajectory planning is proposed in [11] to ensure safety, optimize efficiency, and passenger comfort in overtaking maneuvers. The proposed method has shown safe and comfortable overtaking performance in comparison with rule-based methods. In spite of this, the simulation did not provide adequate reliability, and the method did not provide safety verification.

Autonomous overtaking has also been addressed as a reinforcement learning problem. The proposed method in [29] addresses the training of overtaking decision-making policies by the Q-learning algorithm. Overtaking policies are determined by a Q-learning algorithm and evaluated in several traffic conditions based on two main indicators, the average velocity and the minimum distance between vehicles. This study was carried out without any experiments and merely based on a simple simulation that is insufficient as a verification testbed, although it has shown that it can generate appropriate policies under different traffic situations. A multi-objective approximate policy iteration (MO-API) algorithm to learn policies for overtaking maneuvers modeled by a Markov decision process with multiple goals developed in [30]. However, it is important to note that while simulations and experiments suggest that the proposed RL approach can determine the appropriate overtaking policies in different traffic conditions, the overtaking scenario takes place on the highway without any traffic appearing in the opposite direction. A Double Deep Q-learning (Double DQN) agent proposed in [31] to learn policies for overtaking decisions. As a result, with Double DQN as a learning method, continuous states can directly be used to learn a more precise policy without discretization, which is insufficient in this study since a simple simulation was used instead of experiments. A novel hierarchical reinforcement learning based on the semi-Markov decision process and motion primitives for overtaking is proposed in [32]. In this method, high-level decision-making is combined with low-level control by motion primitives. The proposed method has demonstrated precise control in overtaking maneuvers. However, the simulation was simple and lack of safety verification.

Several studies focused on integrated planner which is responsible for planning and decision making. OpenPlanner [33], [34] is an integrated open-source planner which based on a vector (road network) map, it generates global reference paths. Following this global path, the local planner calculates a local trajectory that is obstacle-free by using sampled roll-outs. Various factors, such as collisions, traffic rules, transitions, and distance from the center, are considered in selecting the safe trajectory. A behavior generator acts as a decision maker by calculating probability values for other vehicles' intentions and trajectories, and an intention estimator calculates probabilities for other vehicles' intentions and trajectories. Baidu Apollo [35] is an open-source integrated planner based on Apollo [36]. Safety, comfort, and scalability are considered in developing the proposed integrated planner.

However, none of the works above address the issue of aborting the maneuver, which has only been discussed in the literature from the planning perspective [37]. The work focuses on trajectory planning using model predictive control, while a hand-crafted finite state machine is used to choose whether the

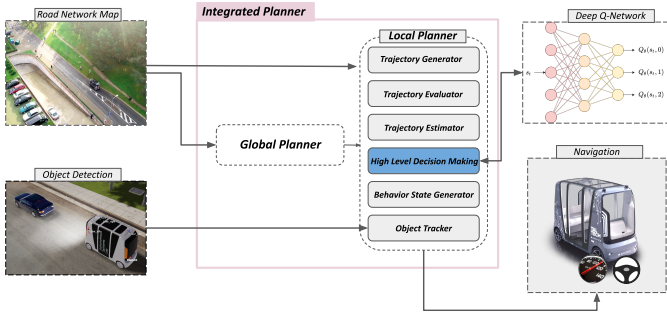


Fig. 1. Proposed learning based autonomous overtaking architecture

maneuver is aborted, which is the primary problem addressed in this work.

We believe that safety is a key issue in overtaking maneuvers that must be addressed in order to minimize risks. In this paper, a high-level decision-making algorithm based on open source integrated planner and reinforcement learning proposed in order to generate fast, smooth, safe, and reliable overtaking maneuvers in complex scenarios. Here we propose an experimental evaluation of the overtaking maneuver using an autonomous shuttle in an urban environment as opposed to previous literature that studied the maneuver only in simulation.

III. PROPOSED INTEGRATED ARCHITECTURE

Proposed method targets to replace the rule-based high-level decision-making mechanisms of integrated planners with a Reinforcement Learning Agent (RL-Agent) (Figure. 1). In the following subsections, learning-based decision-making of abortable overtaking and its integration into the local planner of an existing integrated planner will be detailed.

A. Learning Based Decision Making

High-level decision making block of the local planner is responsible to choose one of the three actions from *following*, *overtaking*, and *aborting* based on the road and traffic conditions. Those actions are then employed in the local planner by setting the following parameters appropriately:

- Velocity: The velocity of autonomous vehicle in meters per second (m/s)
- Acceleration : The autonomous Vehicles' ability to accelerate.
- Following Distance: The minimum distance between the autonomous vehicle and the vehicle in front is specified by this parameter.
- Avoiding Distance: To avoid an accident with a vehicle in front, a minimum distance must be maintained.
- Rollout Number: The number of potential routes generated by the local planner.
- Rollout Id: The selected rollout by local planner for trajectory planning.

The proposed high-level decision-making block was considered as a RL-Agent that seeks to find an optimal control

policy $\pi : S \rightarrow A$ defined from the state space (S) to action space (A) that maximizes the total expected future rewards

$$R(\pi) = \mathbb{E}_{\pi} \left(\sum_t \gamma^t r(s_t, a_t) \right) \quad (1)$$

where s_t and a_t are state and action at time t , r is the reward for s_t and a_t , and γ is the discount factor.

State-space involves the vectors of features such as velocities (both linear and angular) and lateral position of the ego vehicle, position and linear velocities of other cars represented in the ego vehicle frame. Action space includes three discrete actions (following, overtaking, and aborting), which trigger a different set of predefined parameters for the local planner as listed above.

The reward function was designed in such a way that the agent was rewarded at every step inversely proportional to its distance to the goal position determined by the global planner. The agent also gets a high reward once it finishes the episode in the correct lane. Additionally, accident cases are penalized with a huge negative reward and some small penalties were applied for frequent lane changing.

An optimal value function $Q^* : S \times A \rightarrow \mathbb{R}$ describing the expected cumulative rewards when starting from a given state and following the best policy is determined as

$$Q^*(s, a) = \max_{\pi} \mathbb{E} \left(\sum_{t=0} \gamma^t r(s_t, a_t) | s_0 = s, a_0 = a \right) \quad (2)$$

Once the optimal value function (Q^*) is obtained, the optimal policy (π^*) that outputs the best action for a given state can be found as

$$\pi^*(s) = \underset{a}{\operatorname{argmax}} Q^*(s, a) \quad (3)$$

In order to approximate the value function of continuous state-space and discrete action-space, Deep Q-Networks (DQNs) [38] were employed, where $Q(s, a; \theta)$ is a deep neural network (Figure. 2) and θ is the model parameters (weights and biases). DQN defines a second Q-network in exactly the same structure with parameters θ^- , updates them only for every C step with current parameters θ , and holds fixed between individual updates to stabilize the learning process. The loss function for Q-learning update at every iteration is

$$L(\theta) = \mathbb{E}_{(s, a, r, s') \sim U(D)} \left[\left(r + \gamma \max_{a'} Q(s', a'; \theta^-) - Q(s, a; \theta) \right)^2 \right] \quad (4)$$

where s' and a' are the next state and action. $D = (s, a, r, s')$ is a replay buffer that stores agent's experiences as tuples. To optimize the parameters θ , loss function above is minimized on samples of experiences $(s, a, r, s') \sim U(D)$ uniformly drawn from the replay buffer.

B. Openplanner as Integrated Planner

There are currently many open source planners that can be used as integrated planners. Nevertheless, some of open source integrated planners are difficult to use for a variety of reasons, such as the lack of documentation and the need for a specific platform. Based on the advantage of the Autoware framework

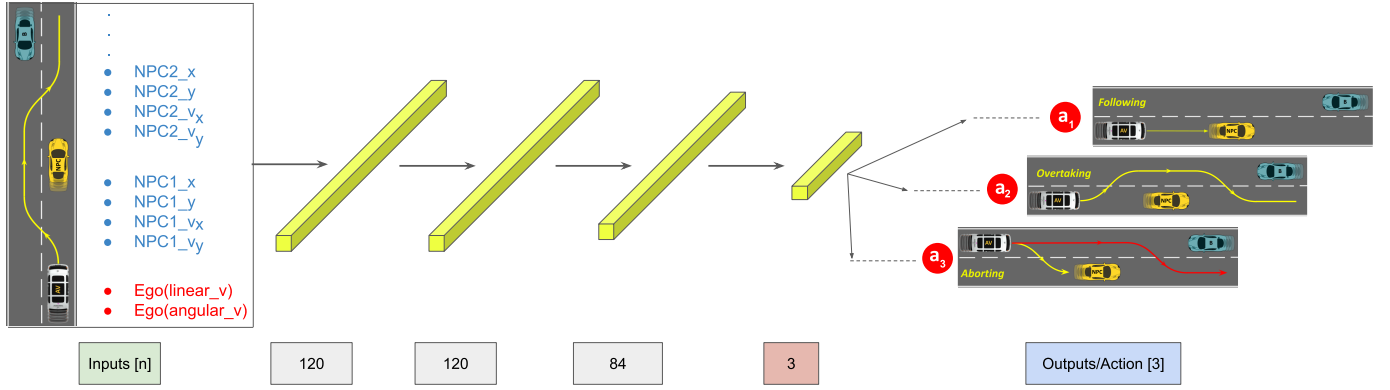


Fig. 2. Deep Q-Network employed in high-level decision making. .

[39], which is developed for autonomous driving applications, in the proposed method the Openplanner [33] is used as an Integrated planner.

In the OpenPlanner 2.0 [34], An integrated global planner uses a vector (road network) map to generate global reference paths. After generating a set of sampled roll-outs based on the global trajectory, the local planner generates an obstacle-free local trajectory. The optimal trajectory is determined by considering various factors, such as collisions, traffic rules, transitions, and distance from the center. Intentions and trajectories are estimated through an intention and trajectory estimator, while the behavior generator uses predefined traffic rules and sensor data to make predictions. A local planner is a set of tools that produces a smooth trajectory that can be tracked by path-following algorithms, such as Pure Pursuit [40]. A smooth trajectory created by the rollout generator can be replanned and selected by the behavior generator. The openplanner algorithm was successfully implemented and tested as a mission and motion planning algorithm for AVs. Advantages of this algorithm include:

- (i) a framework for collaboration between different development teams, so they can share feedback and solve problems together.
- (ii) The software includes a complete set of plans (global planner, local planner, intention prediction and behavior planner)
- (iii) Contains APIs for using the various planning modules in a Robot Operating System (ROS).
- (iv) A broad range of platforms is supported, so the system can be used on many autonomous platforms. Support for both standard and open-source map formats, so that the system can be used with both.
- (vi) Provides a method to anticipate other vehicles' movements so that the system can plan accordingly.

In the Openplanner, lane change is supported by the local planning stages. In the first step, a reference plan is generated by the global planner, which includes global paths, lane change points, and backup reference paths. It is the task of the global planner to assign a lower cost to a target lane's path. In the next step, the trajectory generator produces smooth trajectories that are kinematically feasible for all possible paths. The next step is for the trajectory evaluator to determine the optimal

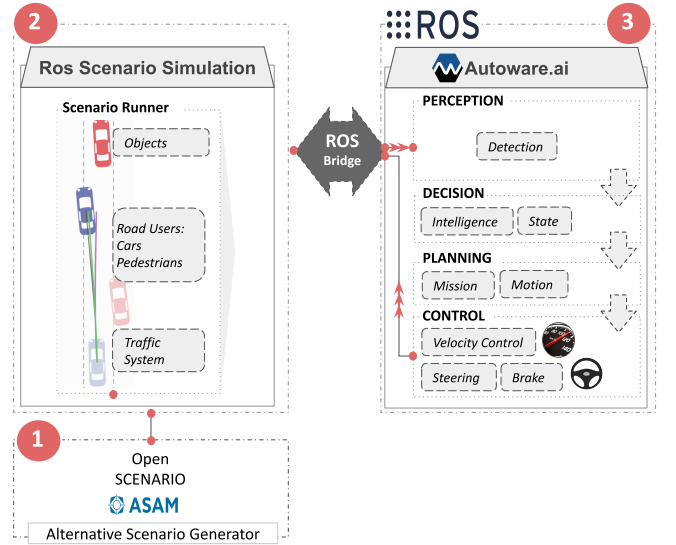


Fig. 3. Overview of the Ros scenario simulation architecture. Scenario generator (1). Scenario runner (2). ROS (3).

roll-out trajectory in the chosen lane. Local planner push the autonomous vehicle to switch between lanes whenever possible because the target lane cost is always lower than other lanes. Finally, the behavior selector sends a replan signal to the global planner when the target lane cannot be reached. During the replan step, the global planner uses the backup path or finds an alternative path to the destination.

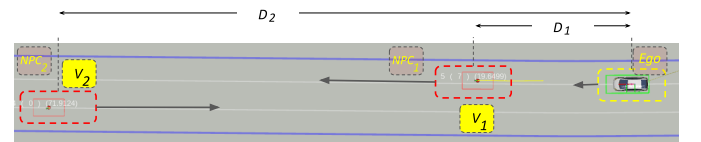


Fig. 4. Different parameters for creating 1000 random scenarios. D_1 and D_2 are distance between Ego vehicle, NPC_1 and NPC_2 respectively. V_1 , and V_2 are velocity of NPC_1 and NPC_2 respectively.

IV. EXPERIMENTS

The experimental evaluation aims to answer the following questions:

- How does an RL agent learn high-level decisions for successful overtaking?
- Does learning-based high-level decision-making provide safety?
- What is the advantage of learned high-level decision-making over rule-based decision-making?
- How does high-level decision-making merge with integrated planning?

In order to answer these questions, first, the RL Agent is trained by using the Ros scenario simulator. In the next step, to evaluate the abortable overtaking algorithm in the simulation environment, the algorithm was implemented in high-fidelity software with the simulator in the loop (SVL simulator). And finally, the trained RL-Agent was used in the experiment with an automated shuttle on the testbed.

A. Ros Scenario Simulation

To prevent unsafe conditions during the collection, evaluation, and deployment of data, it is crucial to choose a simulation engine that takes into account the complexities of real-world situations. A simulator must meet certain requirements that will influence the simulation development, including functionality, testing, and Machine Learning (ML) integration.

Ros scenario simulation [41] architecture shown in Figure. 3 consists of three main sections. First section is Scenario runner inside the simulation (Figure. 3 (1)). The main objective of the section (2) is to create scenarios based on various user-defined parameters and connect them to a simulator (Figure. 3 (2)). The section (2) is Robot Operating System (ROS) section (Figure. 3 (3)). The information between the ROS and simulation sections is transferred via a ROS bridge. Autoware's control commands for the AV are based on perception results. By sending these commands back via the ROS bridge, the vehicle can be controlled inside the simulator. Furthermore, the simulation results are recorded in the case of any failure in any scenario.

In order to create a realistic RL-Agent for autonomous vehicle overtaking, it is necessary to simulate various scenarios that might occur in the real world. A scenario generator API

is used in this paper to generate various overtaking scenarios for autonomous vehicles. There are four parameters that are considered when creating scenarios for training (Figure. 4): the number of NPCs, their velocity, the distance between NPCs, and the distance between NPCs and the Ego vehicle. These parameters are used to generate 1000 random scenarios by the scenario generator API.

During the simulation, the trained RL-Agent adapt to autonomously overtake an NPC on the two-lane road with another NPC on the opposite lane within 8 thousand training iterations. As a result, when the NPCs are randomly placed in new locations with similar features during training, the agent can overtake them using its learned policy.

For evaluating the performance of the trained RL-Agent, the proposed method was applied to 1000 scenarios in Ros Scenario Simulation. On the same scenarios, OpenPlanner without the proposed high-level decision-making was evaluated. Iterations were carried out while recording accident reports. Table I shows the comparison results.

TABLE I
COMPARISON RESULTS OF OVERTAKING MANEUVER BETWEEN THE PROPOSED METHOD AND OPENPLANNER.

| | RL-Agent | OP only |
|---|----------|---------|
| Successful Runs Over 1000 Scenarios | 91.3% | 53.7 % |
| Completion Time of Successful Scenarios (s) | 27 | 31.512 |

B. SVL simulation

The iseAuto control software is compatible with multiple realistic car simulators controlled by a physics engine, including SVL and CARLA. Modern game engines like Unreal and Unity give them the ability to create complex virtual environments. Before evaluation in the real world, an assessment of the trained RL-Agent for overtaking is carried out using the SVL simulator. In this simulator, environments, as well as car models, are provided by the Unity game engine. To test the RL-Agent in the simulator, a detailed iseAuto 3D model was implemented inside Unity and assigned to the engine [42].




Fig. 5. Simulation of an abortable overtaking scenario in the SVL simulator with ROS visualization. 1) Following. 2) overtaking. 3) aborting the overtaking. 4) overtaking.



Fig. 6. An image of the TalTech iseAuto autonomous shuttle (left) and an eagle view of the test site on the TalTech campus (right).

During the evaluation, three NPCs (Non-player characters) were placed on a two-lane road, and the RL-Agent capabilities were assessed using an overtaking scenario created within the SVL simulator. Figure. 5 illustrates the abortable overtaking in four frames with a ROS visualization screen showing the point cloud of the simulated environment, the shuttle, and the vehicle's trajectory. In figure. 5(1), the automated shuttle travels in the "following" mode. In the "following" mode, the "overtaking" is disabled by the RL-Agent. So the trajectory planning has permission to use the middle rollout. When the automated shuttle detects an NPC driving at a slower speed on the path, RL-Agent changes the mode to "overtaking" mode (Figure. 5(2)). During the overtaking, the automated shuttle detects another NPC on the opposite lane (Figure. 5(3)) so the RL-Agent aborts the overtaking and switches to the "following" mode. In the final frame, when the automated shuttle detects that the opposite lane is free, the RL-Agent changes the mode to overtaking and overtakes the front vehicle (Figure. 5(4)).

C. Experimental Results

Our study was conducted at TalTech, Estonia, using the iseAuto. The iseAuto is an automated shuttle operated on the campus for experimental and educational purposes by the AVs research group (see Figure. 6). The objective of the iseAuto project was to build an open-source automated shuttle and build a smart city test bed at TalTech. It allows researchers to build a variety of urban mobility projects for the future. A digital twin of the automated shuttle and the testbed allows designers to simulate all development prior to implementing it. The simulation environment, interface, and concept described in detail in [43], [44].

ROS (Robotic Operating System) provides the high-level software architecture of the iseAuto platform. Autoware [45], an open-source ROS-based autonomous driving software, is used for perception, detection, and planning. It already includes many advanced algorithms, such as lane following,

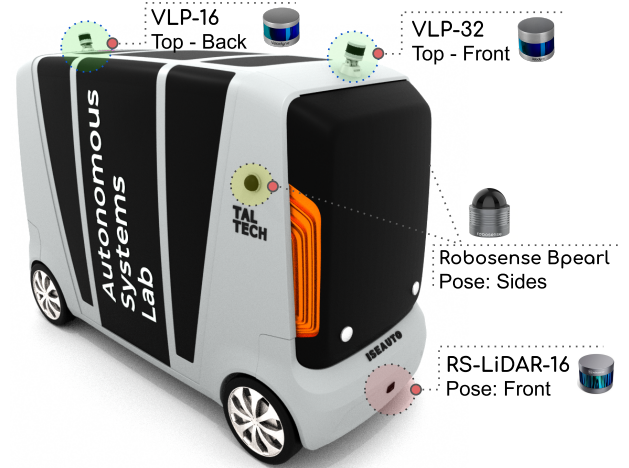


Fig. 7. Various types of Lidars are provided on the iseAuto shuttle bus with an indication of their position.

obstacle avoidance, traffic light detection, and lane detection. Localization and path following are performed using Lidars and global navigation satellite systems (GNSS). Velodyne Lidar (VLP-32) and (VLP-16) are located at the front and rear of the vehicle, and two Robosense RS-Bpearls are mounted on the front sides of the vehicle to decrease blind spots. Additionally, an RS-Lidars-16 is installed on the front bumper to detect objects not visible to the other Lidars. Lidar sensors are shown in Figure. 7.

Based on the simulation results provided in Section IV, the parameters that conducted the best performance with the proposed method were applied to the iseAuto for use in AV testing at TalTech. There are two GeForce GTX-1080-Ti GPUs in the main processing unit of the shuttle, with an AMD Ryzen threadripper 1950x processor and an Ubuntu 18.04 operating system and the shuttle speed was limited to 15 km/h.

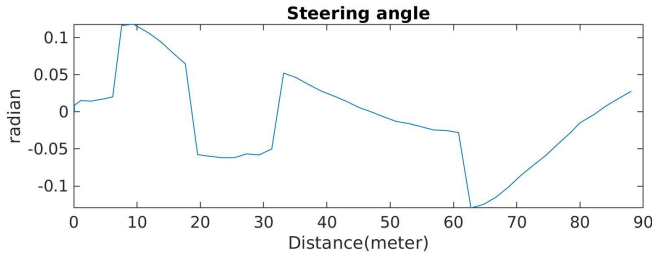


Fig. 8. Steering angle changes for abortable overtaking with trained RL-Agent in SVL simulator.

V. DISCUSSION

The performance of the maneuvers was assessed using extensive experiments conducted with the iseAuto automated shuttle. As part of the simulation and experiment setup, the steering angle feedback was recorded. Based on the simulation and experimental results, the overtaking maneuver with an aborting ability guarantees safety, efficiency, and high reliability during the operation.

A. Validation in simulation

To validate the performance of the proposed high-level decision-making, the simulation results are presented in Table I. After running 1000 scenarios with trained RL-Agent, 91.3% of overtaking took place without accident versus 53.7% with Openplanner, proving the effectiveness of this method. Furthermore, the proposed method performs fast decisions between overtaking and aborting based on the completion time. Figure. 8 shows the steering data for the simulation in the SVL simulator. As seen in Figure. 8, the proposed method aborts the overtaking smoothly at distances 20 to 30 meters and completes the overtaking at distances 60 to 90 meters successfully. The simulation results show that the trained RL-Agent outperforms human-built rules. 53.7% of the scenarios showed successful overtaking, indicating that Openplanner cannot guarantee the safety of the overtaking. In addition, the proposed method improves high-level decision-making with the same low-level controllers. In this way, performance is maintained and unexpected failures are avoided. According to the results of this experiment, the experimental setup is reliable with regard to the simulation environment. As a result, the proposed simulation shows that it is not necessary to directly test newly developed algorithms on AVs. Instead, these algorithms can be first evaluated in the simulation platform. While the selected scenarios did not include all the real-world complexity, they were an initial step towards studying and introducing the verification platform. It is possible to create and test scenarios such as multiple vehicles overtaking at high and dynamic speeds coming from the back or in the opposite direction in a simulation without any inherent danger.

In order to assess the performance of the proposed method, an extensive experimental campaign was conducted using the automated shuttle iseAuto. The outcome of the experiment showed a safe, smooth, and reliable overtaking maneuver with aborting functionality.

B. Validation in real world

The trained RL-Agent was used to run long experiments while recording the data, similar to the simulation environment. Three different case studies have been presented in an experimental setup to further demonstrate the effectiveness of the proposed method. A drone was used to record the trajectory driven by the vehicle from the top view.

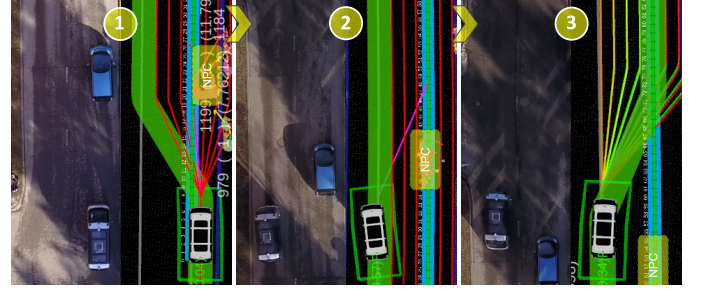


Fig. 9. overtaking from one vehicle in real experiment with ROS visualization. 1) lane change for overtaking. 2) passing the vehicle. c) lane change back to global path.

1) *Overtaking in the road with one vehicle:* Similar to the simulation scenario, this experiment evaluates the overtaking using the trained RL-Agent from one vehicle on the road. This experiment is described in three stages (Figure. 9). In each stage, the left frame is the top view captured by a drone and the right frame is a screenshot of the ROS visualization software that displays the current iseAuto position and the global and local path. Figure. 9 (1) shows that the iseAuto detects the NPC and correctly creates a local path for overtaking. In the next stage the iseAuto continues traveling in the opposite lane to pass the NPC (Figure. 9 (2)). In the final stage, the iseAuto passes the NPC and starts to return to the global path (Figure. 9 (3)).

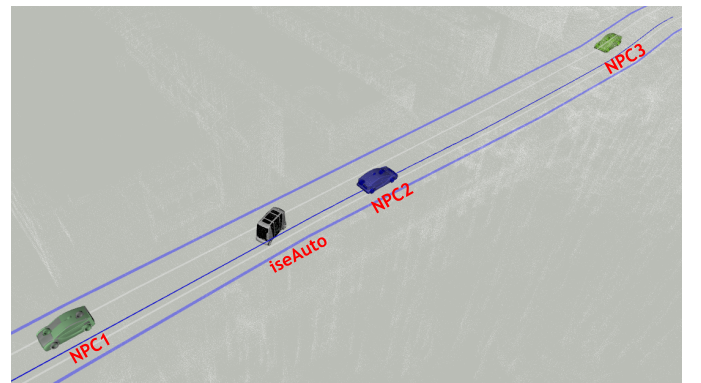


Fig. 10. Steering angle changes for abortable overtaking with trained RL-Agent in SVL simulator.

2) *Overtaking three simulated cars :* This experiment is a test of the RL-Agent's ability to overtake an NPC with two NPCs on the opposite lane. The iseAuto is used for this experiment. To ensure the safety of all participants, three simulated NPCs were placed on the road at varying speeds and positions (see Figure. 10). Steering data were recorded throughout the experiment. As seen in Figure 11, the AV starts

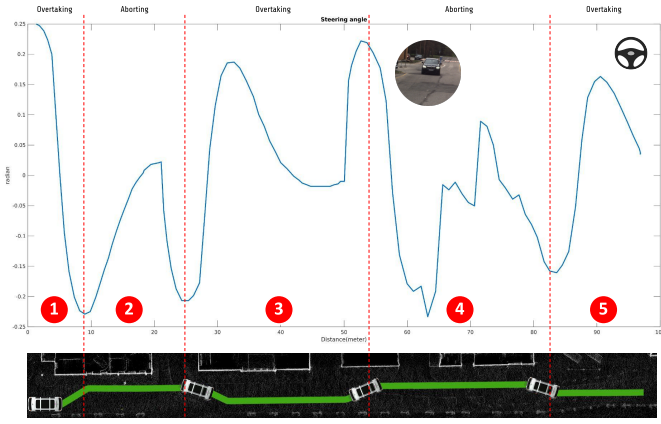


Fig. 11. Steering angle changes for abortable overtaking with trained RL-Agent in SVL simulator.

overtaking in section 1. Section 2 shows that the iseAuto aborts the overtaking when it detects an NPC1 in the opposite lane. Immediately after the NPC1 passed by, the iseAuto starts the overtaking (section 3). There is a sharp abort observed in the steering data as seen in section 4. An actual car appeared on the opposite lane during the overtaking step in section 3 and the iseAuto aborted the overtaking. In section 5, the iseAuto starts to overtake NPC3.

3) *Overtaking two real cars* : In this experiment, two real cars were used in a similar way to the simulation (see Figure 12 and Figure 13). Each picture shows two different shots, one from real life and the other from the ROS visualization software that demonstrates the aborting process in the overtaking maneuver. The autonomous shuttle correctly detected NPC2 and aborted the operation. The experiments were carried out twice, and in each try, NPC2 was driven at a different speed. On the first attempt, NPC2 traveled at a speed of 10 km/h. According to Figure 12, during the aborting, there was a distance of 20 meters between iseAuto and NPC2. On the second try, the speed of NPC2 was increased to 20 km/h and as can be seen in Figure 13, the distance between the iseAuto and NPC2 reached 8.1 meters. On both tries, the AV shuttle aborted the overtaking when there was a vehicle in the opposite lane and finished overtaking successfully when there was no traffic in that lane.

VI. CONCLUSION

In this paper, a learning-based abortable overtaking maneuver for an autonomous shuttle is experimentally studied. To overcome the limitations of the current state-of-the-art algorithms, a high-level decision-making approach based on reinforcement learning is proposed to be added to the integrated planner. In our design process, safety and reliability were the most important criteria for automated vehicle overtaking. A high-fidelity simulation method was used to validate the efficiency of the algorithm and predict its behavior. Real-world experiments were conducted on an automated shuttle to explore the performance of the proposed abortable overtaking algorithm. Based on the results, the proposed method improved safety and prevented unsafe overtaking. A further study should

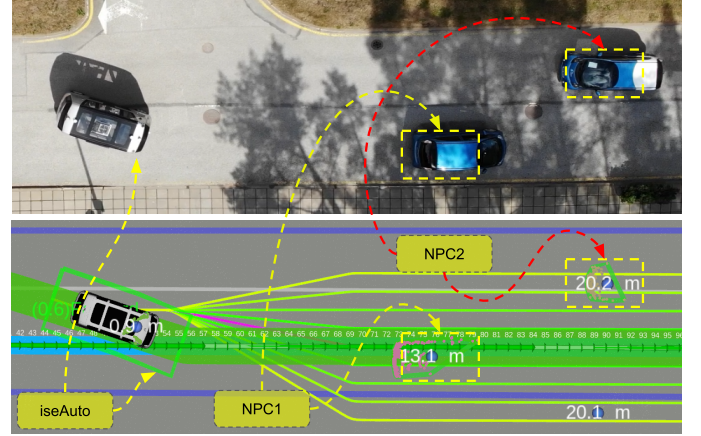


Fig. 12. The first attempt of the experiment with two real vehicles on the road (drone view on top, Ros visualization on bottom).

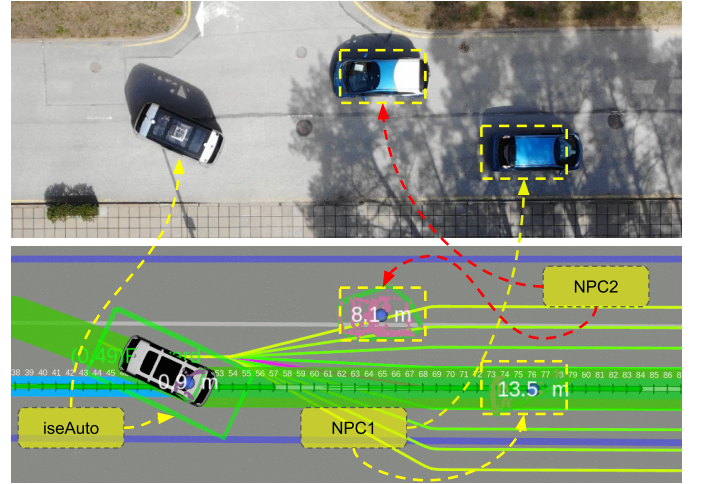


Fig. 13. The second attempt of the experiment with two real vehicles on the road (drone view on top, Ros visualization on bottom).

focus on boosting the safety from 91.3% to 100% in Table ???. The present study provides a platform for the development of more advanced overtaking methods for complex scenarios, including driving vehicles with abnormal behavior, extending and improving perception for quick and precise detection, and overtaking at high speeds.

DECLARATION OF CONFLICTING INTERESTS

This article's author(s) reported no potential conflicts of interest in relation to its research, authorship, or publication.

ACKNOWLEDGEMENT

The author(s) disclosed receipt of the following financial support for the research, authorship, and/or publication of this article: This research has received funding from two grants: the European Union's Horizon 2020 Research and Innovation Programme, under the grant agreement No. 856602, and the European Regional Development Fund, co-funded by the Estonian Ministry of Education and Research, under grant agreement No 2014-2020.4.01.20-0289.

REFERENCES

- [1] S. Wei, Y. Zou, X. Zhang, T. Zhang, and X. Li, "An integrated longitudinal and lateral vehicle following control system with radar and vehicle-to-vehicle communication," *IEEE Transactions on Vehicular Technology*, vol. 68, no. 2, pp. 1116–1127, 2019.
- [2] F. You, R. Zhang, G. Lie, H. Wang, H. Wen, and J. Xu, "Trajectory planning and tracking control for autonomous lane change maneuver based on the cooperative vehicle infrastructure system," *Expert Systems with Applications*, vol. 42, no. 14, pp. 5932–5946, 2015.
- [3] Y. Yamada, A. S. M. Bakibillah, K. Hashikura, M. A. S. Kamal, and K. Yamada, "Autonomous vehicle overtaking: Modeling and an optimal trajectory generation scheme," *Sustainability*, vol. 14, no. 3, p. 1807, 2022.
- [4] C. Li, J. Wang, X. Wang, and Y. Zhang, "A model based path planning algorithm for self-driving cars in dynamic environment," in *2015 chinese automation congress (CAC)*. IEEE, 2015, pp. 1123–1128.
- [5] M. Dozza, R. Schindler, G. Bianchi-Piccinini, and J. Karlsson, "How do drivers overtake cyclists?" *Accident Analysis & Prevention*, vol. 88, pp. 29–36, 2016.
- [6] C. Hubmann, J. Schulz, M. Becker, D. Althoff, and C. Stiller, "Automated driving in uncertain environments: Planning with interaction and uncertain maneuver prediction," *IEEE transactions on intelligent vehicles*, vol. 3, no. 1, pp. 5–17, 2018.
- [7] S. Moll, G. López, A. Rasch, M. Dozza, and A. Garcia, "Modelling duration of car-bicycles overtaking manoeuvres on two-lane rural roads using naturalistic data," *Accident Analysis & Prevention*, vol. 160, p. 106317, 2021.
- [8] H. Chae and K. Yi, "Virtual target-based overtaking decision, motion planning, and control of autonomous vehicles," *IEEE Access*, vol. 8, pp. 51 363–51 376, 2020.
- [9] M. Majidi, M. Arab, and V. Tavoosi, "Optimal real-time trajectory planning of autonomous ground vehicles for overtaking moving obstacles," SAE Technical Paper, Tech. Rep., 2017.
- [10] E. Armağan and T. Kumbasar, "An intelligent overtaking assistant system for autonomous vehicles," in *International Conference on Intelligent and Fuzzy Systems*. Springer, 2020, pp. 1068–1076.
- [11] S. Jeon, K. Lee, and D. Kum, "Overtaking decision and trajectory planning in highway via hierarchical architecture of conditional state machine and chance constrained model predictive control," *Robotics and Autonomous Systems*, p. 104014, 2022.
- [12] M. Kaushik, V. Prasad, K. M. Krishna, and B. Ravindran, "Overtaking maneuvers in simulated highway driving using deep reinforcement learning," in *2018 IEEE intelligent vehicles symposium (iv)*. IEEE, 2018, pp. 1885–1890.
- [13] T. Liu, B. Huang, Z. Deng, H. Wang, X. Tang, X. Wang, and D. Cao, "Heuristics-oriented overtaking decision making for autonomous vehicles using reinforcement learning," *IET Electrical Systems in Transportation*, vol. 10, no. 4, pp. 417–424, 2020.
- [14] X. Li, X. Qiu, J. Wang, and Y. Shen, "A deep reinforcement learning based approach for autonomous overtaking," in *2020 IEEE International Conference on Communications Workshops (ICC Workshops)*. IEEE, 2020, pp. 1–5.
- [15] T. Liu, B. Wang, and C. Yang, "Online markov chain-based energy management for a hybrid tracked vehicle with speedy q-learning," *Energy*, vol. 160, pp. 544–555, 2018.
- [16] R. Sell, M. Leier, A. Rassölkin, and J.-P. Ernits, "Self-driving car iseauto for research and education," in *2018 19th International Conference on Research and Education in Mechatronics (REM)*. IEEE, 2018, pp. 111–116.
- [17] A. Rassölkin, R. Sell, and M. Leier, "Development case study of the first estonian self-driving car, iseauto," *Electrical, Control and Communication Engineering*, vol. 14, no. 1, pp. 81–88, 2018.
- [18] Y. Qin, X. Tang, T. Jia, Z. Duan, J. Zhang, Y. Li, and L. Zheng, "Noise and vibration suppression in hybrid electric vehicles: State of the art and challenges," *Renewable and Sustainable Energy Reviews*, vol. 124, p. 109782, 2020.
- [19] E. Malayjerdi, R. Sell, M. Malayjerdi, A. Udal, and M. Bellone, "Practical path planning techniques in overtaking for autonomous shuttles," *Journal of Field Robotics*.
- [20] B. Lu, G. Li, H. Yu, H. Wang, J. Guo, D. Cao, and H. He, "Adaptive potential field-based path planning for complex autonomous driving scenarios," *IEEE Access*, vol. 8, pp. 225 294–225 305, 2020.
- [21] P. Wang, S. Gao, L. Li, B. Sun, and S. Cheng, "Obstacle avoidance path planning design for autonomous driving vehicles based on an improved artificial potential field algorithm," *Energies*, vol. 12, no. 12, p. 2342, 2019.
- [22] B. Paden, M. Čáp, S. Z. Yong, D. Yershov, and E. Frazzoli, "A survey of motion planning and control techniques for self-driving urban vehicles," *IEEE Transactions on Intelligent Vehicles*, vol. 1, no. 1, pp. 33–55, 2016.
- [23] S. Dixit, U. Montanaro, M. Dianati, D. Oxtoby, T. Mizutani, A. Mouza-kitis, and S. Fallah, "Trajectory planning for autonomous high-speed overtaking in structured environments using robust mpc," *IEEE Transactions on Intelligent Transportation Systems*, vol. 21, no. 6, pp. 2310–2323, 2020.
- [24] K. Jiang and Y. Zhou, "Optimization of vehicle trajectory planning for autonomous high-speed overtaking," in *2021 IEEE 4th International Conference on Automation, Electronics and Electrical Engineering (AUTEEE)*, 2021, pp. 9–13.
- [25] R. Syama and C. Mala, "A multi-objective optimal trajectory planning for autonomous vehicles using dragonfly algorithm," in *3rd EAI International Conference on Big Data Innovation for Sustainable Cognitive Computing*. Springer, 2022, pp. 21–36.
- [26] K. Berntorp, T. Hoang, and S. Di Cairano, "Motion planning of autonomous road vehicles by particle filtering," *IEEE Transactions on Intelligent Vehicles*, vol. 4, no. 2, pp. 197–210, 2019.
- [27] P. Hang, C. Lv, Y. Xing, C. Huang, and Z. Hu, "Human-like decision making for autonomous driving: A noncooperative game theoretic approach," *IEEE Transactions on Intelligent Transportation Systems*, vol. 22, no. 4, pp. 2076–2087, 2020.
- [28] J. E. Naranjo, C. Gonzalez, R. Garcia, and T. De Pedro, "Lane-change fuzzy control in autonomous vehicles for the overtaking maneuver," *IEEE Transactions on Intelligent Transportation Systems*, vol. 9, no. 3, pp. 438–450, 2008.
- [29] X. Li, X. Xu, and L. Zuo, "Reinforcement learning based overtaking decision-making for highway autonomous driving," in *2015 Sixth International Conference on Intelligent Control and Information Processing (ICICIP)*, 2015, pp. 336–342.
- [30] X. Xu, L. Zuo, X. Li, L. Qian, J. Ren, and Z. Sun, "A reinforcement learning approach to autonomous decision making of intelligent vehicles on highways," *IEEE Transactions on Systems, Man, and Cybernetics: Systems*, vol. 50, no. 10, pp. 3884–3897, 2020.
- [31] S. Mo, X. Pei, and Z. Chen, "Decision-making for oncoming traffic overtaking scenario using double dqn," in *2019 3rd Conference on Vehicle Control and Intelligence (CVCI)*, 2019, pp. 1–4.
- [32] Y. Yu, C. Lu, L. Yang, Z. Li, F. Hu, and J. Gong, "Hierarchical reinforcement learning combined with motion primitives for automated overtaking," in *2020 IEEE Intelligent Vehicles Symposium (IV)*. IEEE, 2020, pp. 1–6.
- [33] H. Darweesh, E. Takeuchi, K. Takeda, Y. Ninomiya, A. Sujiwo, L. Y. Morales, N. Akai, T. Tomizawa, and S. Kato, "Open source integrated planner for autonomous navigation in highly dynamic environments," *Journal of Robotics and Mechatronics*, vol. 29, no. 4, pp. 668–684, 2017.
- [34] H. Darweesh, "Integrated planner for autonomous driving in urban environments including driving intention estimation," in *Frontiers of Digital Transformation*. Springer, 2021, pp. 135–154.
- [35] H. Fan, F. Zhu, C. Liu, L. Zhang, L. Zhuang, D. Li, W. Zhu, J. Hu, H. Li, and Q. Kong, "Baidu apollo em motion planner," *arXiv preprint arXiv:1807.08048*, 2018.
- [36] "Apollo auto," *GitHub*. [Online]. Available: <https://github.com/apolloauto>
- [37] J. Palatti, A. Aksjonov, G. Alcan, and V. Kyrki, "Planning for safe abortable overtaking maneuvers in autonomous driving," *arXiv preprint arXiv:2104.00077*, 2021.
- [38] V. Mnih, K. Kavukcuoglu, D. Silver, A. A. Rusu, J. Veness, M. G. Bellemare, A. Graves, M. Riedmiller, A. K. Fidjeland, G. Ostrovski et al., "Human-level control through deep reinforcement learning," *nature*, vol. 518, no. 7540, pp. 529–533, 2015.
- [39] S. Kato, E. Takeuchi, Y. Ishiguro, Y. Ninomiya, K. Takeda, and T. Hamada, "An open approach to autonomous vehicles," *IEEE Micro*, vol. 35, no. 6, pp. 60–68, 2015.
- [40] R. C. Coulter, "Implementation of the pure pursuit path tracking algorithm," Carnegie-Mellon UNIV Pittsburgh PA Robotics INST, Tech. Rep., 1992.
- [41] A. Straller, M. Pechinger, and C. Markgraf. (2022) Ros scenario simulation. Germany. [Online]. Available: https://github.com/arminstr/ros_scenario_simulation
- [42] R. Sell, E. Malayjerdi, M. Malayjerdi, and B. C. Baykara, "Safety toolkit for automated vehicle shuttle-practical implementation of digital twin," in *2022 International Conference on Connected Vehicle and Expo (ICCVE)*. IEEE, 2022, pp. 1–6.

- [43] C. Medrano-Berumen, M. Malayjerdi, M. İ. Akbaş, R. Sell, and R. Razdan, "Development of a validation regime for an autonomous campus shuttle," in *2020 SoutheastCon*. IEEE, 2020, pp. 1–8.
- [44] M. Malayjerdi, V. Kuts, R. Sell, T. Otto, and B. C. Baykara, "Virtual simulations environment development for autonomous vehicles interaction," in *IMECE2020*. ASME, 2020.
- [45] S. K. T. U. of Tokyo), "Autoware: Ros-based oss for urban self-driving mobility," in *ROSCon Vancouver 2017*. Open Robotics, September 2017. [Online]. Available: <https://doi.org/10.36288/ROSCon2017-900813>



Ehsan Malayjerdi received his Master's degree in Artificial Intelligence at IAUM. He is currently studying for a PhD in the Department of Mechanical and Industrial Engineering at Tallinn University of Technology. He has authored several papers on the topics of human-robot interaction, path and trajectory planning, and control for autonomous vehicles. Currently, his research focuses on autonomous vehicle developments. The focus of his current research is developing the mission and motion planning of a real AV shuttle.



Gökhan Alcan, Ph.D. received his B.Sc., M.Sc. and Ph.D. degree in Mechatronics Engineering from Sabanci University, Istanbul, Turkey in 2013, 2015 and 2019, respectively. Then, he was a postdoctoral researcher in the Faculty of Engineering and Natural Sciences, Sabanci University. He was a member of Control, Vision and Robotics (CVR) Research Group of Sabanci University which is led by Prof. Mustafa Unel. Currently, he is a postdoctoral researcher in Intelligent Robotics Research Group led by Prof. Ville Kyrki in Aalto University, Finland. Dr.

Alcan is also the coordinator of the Aalto Center for Autonomous Systems.



Eshagh Kargar received the B.Sc. and M.Sc. degrees in electrical engineering from University of Tehran, Iran, in 2013 and 2016, respectively.

In 2019, he joined the Intelligent Robotics Group at Aalto University, Helsinki, Finland, where he is a Doctoral Candidate. His primary research interests include robotic perception, decision making, and learning



Hatem Darweesh, Ph.D. (Member, IEEE) received the B.Sc. and M.Sc. degrees from Ain Shams University, Egypt, in 2002 and 2009, respectively, and the Ph.D. degree from the Graduate School of Informatics, Nagoya University, Japan, in 2020. From 2002 to 2013, he worked as a Teaching Assistant at Modern Academy, Maadi, Egypt. In 2013, he started working at ZMP Inc., Japan, as an Autonomous Driving Team Leader. In 2016, he enrolled in a Ph.D. Program at the Graduate School of Informatics, Nagoya University. Since 2020, he has been working

as a Postdoctoral Researcher at Nagoya University. He is currently the CEO at ZATiTECH Inc., Nagoya. His main research interests include planning and control of autonomous vehicles, mapping, and simulation.



Raivo Sell, Ph.D. received his Ph.D. degree in Product Development from Tallinn University of Technology in 2007 and currently working as a professor of robotics at TalTech. His research interest covers mobile robotics and self-driving vehicles, smart city, and early design issues of mechatronic system design. He is running the Autonomous Vehicles research group at TalTech as a research group leader with a strong experience and research background in mobile robotics and self-driving vehicles. Raivo Sell has been a visiting researcher at ETH Zürich, Aalto

University, and most recently at Florida Polytechnic University in the US, awarded as a Chart Engineer and International Engineering Educator.



Ville Kyrki (M'03–SM'13) received the M.Sc. and Ph.D. degrees in computer science from Lappeenranta University of Technology, Lappeenranta, Finland, in 1999 and 2002, respectively.

In 2003–2004, he was a Postdoctoral Fellow with the Royal Institute of Technology, Stockholm, Sweden, after which he returned to Lappeenranta University of Technology, holding various positions in 2003–2009. During 2009–2012, he was a Professor of computer science, Lappeenranta University of Technology. Since 2012, he is currently an Associate

Professor of Intelligent Mobile Machines with Aalto University, Helsinki, Finland. His primary research interests include robotic perception, decision making, and learning.

Dr. Kyrki is a Fellow of Academy of Engineering Sciences (Finland), and a member of Finnish Robotics Society and Finnish Society of Automation. He was a Chair and Vice Chair of the IEEE Finland Section Jt. Chapter of CS, RA, and SMC Societies in 2012–2015 and 2015–2016, respectively, Treasurer of IEEE Finland Section in 2012–2013, and Co-Chair of IEEE RAS TC in Computer and Robot Vision in 2009–2013. He was an Associate Editor for the IEEE Transactions on Robotics in 2014–2017.