



Causal foundations of bias, disparity and fairness

V.A. Traag ^{a)} and L. Waltman 

Centre for Science and Technology Studies (CWTS), Leiden University, the Netherlands

(Dated: July 28, 2022)

The study of biases, such as gender or racial biases, is an important topic in the social and behavioural sciences. However, the concept of bias is not always clearly defined in the literature. Definitions of bias are often ambiguous, or definitions are not provided at all. To study biases in a precise way, it is important to have a well-defined concept of bias. We propose to define bias as a direct causal effect that is unjustified. We propose to define the closely related concept of disparity as a direct or indirect causal effect that includes a bias. Our proposed definitions can be used to study biases and disparities in a more rigorous and systematic way. We compare our definitions of bias and disparity with various definitions of fairness introduced in the artificial intelligence literature. We also illustrate our definitions in two case studies, focusing on gender bias in science and racial bias in police shootings. Our proposed definitions aim to contribute to a better appreciation of the causal intricacies of studies of biases and disparities. This will hopefully also lead to an improved understanding of the policy implications of such studies.

Keywords: bias; disparity; fairness; causal model; gender bias; racial bias

I. INTRODUCTION

Bias is a central concept in the social and behavioural sciences, appearing in thousands of publications and in a large variety of contexts. However, despite its widespread use, the concept of bias is often employed in ambiguous or imprecise ways. For example, in studies of gender bias, ethnic bias, racial bias or class bias, the concept of bias often lacks a clear definition. To enable more precise discussions about biases, we propose an explicit definition of bias, rooted in structural causal models. We also provide a definition of the closely related concept of disparity.

The typical statistical definition of bias is the difference between the expected estimated value of a parameter and the ‘true’ value of the parameter (Abramovich and Ritov, 2013). A well-known example is the estimation of the variance of a distribution, where the simple sample variance is biased, and a small correction needs to be made to obtain an unbiased estimator. Another example is selection bias, which for example occurs when people who agree to participate in a questionnaire constitute a sample that is not representative of the population of interest.

The concept of bias is also frequently used in the field of psychology, where a large variety of cognitive biases has been studied (Kahneman, 2011). For example, it has been found that decisions of people on monetary bets do not conform to rational choice utility models. People tend to prefer less risky bets over more risky ones (Kahneman and Tversky, 2012). This risk aversion differs from the theoretical outcome of rational choice utility models. Risk aversion is therefore often seen as a bias. Whereas statistical biases refer to deviations of an estimator from the ‘true’ value of a parameter, cognitive

biases refer to deviations of human behaviour from a theoretical model. Whether human behaviour suffers from cognitive biases depends on the choice of the theoretical model to which human behaviour is compared. For example, using a prospect theory model (Kahneman and Tversky, 2012) instead of a rational choice utility model, risk aversion perhaps does not represent a cognitive bias.

Implicit or unconscious bias (Greenwald and Banaji, 1995) is another extensively studied concept of bias from the field of psychology. People may have conscious and explicit ideas and attitudes and express them openly. For example, people may explicitly state that they prefer an apple over a pear or ABBA over The Prodigy. People may also hold such ideas and attitudes implicitly, without being consciously aware of them. For example, people may be inclined to pick an apple instead of a pear from a fruit basket, even if they claim to have no preference for apples over pears. Likewise, when a researcher needs to choose between reading either an article authored by a male colleague or a similar article authored by a female colleague, the researcher may be more likely to choose the former article, even if the researcher claims to have no preference for articles authored by men. An implicit preference for an apple over a pear typically will not be seen as an implicit bias, because there is no normative ideal that apples and pears should be equally coveted. In contrast, an implicit preference for an article authored by a man over an article authored by a woman presumably would be seen as an implicit bias, since it violates the normative ideal of treating men and women equally. Instead of focusing on deviations from a ‘true’ value or a theoretical model, the notion of implicit bias focuses on implicit preferences that deviate from a normative ideal. The focus on a normative ideal is a key point: implicit bias is concerned with injustice or unfairness.

Many studies use the concept of bias without clarifying in an unambiguous way how the concept is understood. For example, when a study finds a difference between men and women, this is often presented as a gender bias.

^{a)} Electronic mail: v.a.traag@cwts.leidenuniv.nl

Suppose a study shows that on average women perform better in poker games than men and suppose the study presents this as a gender bias. What does it mean to say there is a gender bias in poker games? Should bias be interpreted as an inaccurate estimation of the ‘true’ performance of male and female poker players? Should bias be understood as behaviour that deviates from a theoretical model of rational choice and optimal poker play? Or should bias be seen as an implicit attitude of poker players, treating women or men unfairly? Without an unambiguous definition of bias, it is unclear what it means to claim there is a gender bias in poker games.

Although researchers are often not explicit about this, they usually seem to understand the concept of bias in terms of causality. For example, in observational studies of gender bias or racial bias, researchers usually control for confounding factors. In the above poker example, researchers may for example control for the numbers of years of poker playing experience and perhaps also for memory skills. In doing so, researchers seem to make an attempt to identify the direct causal effect of gender on poker performance: gender differences in poker performance do not result merely from women having more poker playing experience, but reflect a direct causal effect of gender on poker performance.

In this paper, we propose a definition of bias that captures two key ideas mentioned above: (1) a bias represents a direct causal effect of one variable on another; (2) a bias represents an effect that is considered unjustified. To define bias in an unambiguous way, we use the framework of structural causal models introduced by Pearl (2009).

We complement our definition of bias with a definition of the closely related concept of disparity. We see disparity as a broader concept than bias. We define a disparity as a direct or indirect causal effect that includes a bias.

This paper is organised as follows. In Section II we discuss structural causal models and we use these models to introduce our definitions of bias and disparity. In Section III we use structural causal models to highlight some challenges in studying biases and disparities. Bias and fairness play an important role in recent debates in the field of artificial intelligence (AI) (O’Neil, 2016; Fry, 2019). Many suggestions have been made for formal definitions of fairness in AI (Oneto and Chiappa, 2020). In Section IV we compare our definitions of bias and disparity to some of the definitions of fairness introduced in the AI literature. We discuss how our definitions of bias and disparity may affect policy interventions in Section V. In Section VI we illustrate our definitions of bias and disparity in two case studies. The first case study deals with gender bias in science (Section VIA). The second one is concerned with racial bias in police shootings (Section VIB). Finally, we offer some concluding remarks in Section VII.

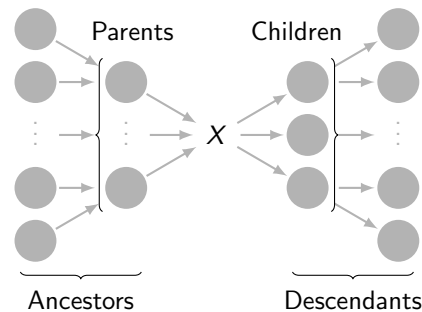


Figure 1. Illustration of our terminology.

II. DEFINING BIAS AND DISPARITY

Before we provide our definitions of bias and disparity, we briefly introduce structural causal models, as these models provide the foundation on which we build our definitions. We refer to Pearl (2009) for a more in-depth treatment of structural causal models. A more accessible introduction is available from Pearl, Glymour, and Jewell (2016), while a popular science account is provided by Pearl and MacKenzie (2018). We aim to keep our introduction as simple as possible, covering only those elements of structural causal models that are essential for our definitions of bias and disparity.

A. Structural causal models

The basis for structural causal models is provided by directed acyclic graphs (DAGs), which are used to represent causal relationships between variables. Each node in a DAG represents a variable, and we use the terms ‘node’ and ‘variable’ interchangeably. We denote a link from node X to node Y by $X \rightarrow Y$. Such a link represents a direct causal effect of X on Y . There can be no directed cycles in a DAG. For example, if a DAG contains a link $X \rightarrow Y$ and a link $Y \rightarrow Z$, it cannot contain a link $Z \rightarrow X$, but it may contain a link $X \rightarrow Z$.

If there is a directed path from node X to node Y then X causally affects Y . In other words, if X had been different, then Y would also have been different. Causality has a direction: if $X \rightarrow Y$, then X causally affects Y , but Y does not causally affect X . That is, if Y had been different, this would not have affected X , since Y is a result of X and X is not a result of Y .

Nodes that are directly affected by some node X are called children of X , while nodes that directly affect X are referred to as parents of X . For example, if $X \rightarrow Y$, we call X a parent of Y and Y a child of X . Children, children of children and any nodes further downstream are called descendants. Similarly, parents, parents of parents and any nodes further upstream are called ancestors (Fig. 1). Hence, parents causally affect their children in a direct way. Ancestors causally affect their descendants in a direct or indirect way.

A DAG offers a model for describing causal relationships and for systematic theoretical reasoning about such relationships. Whether the causal relationships described by a DAG match empirical observations is a separate question. Like most models, a DAG is typically not able to describe the real world in a fully accurate and comprehensive way. Nonetheless, a DAG can be a useful tool to describe the most relevant causal relationships in a particular context. In some cases, a DAG can be shown to be incompatible with empirical observations. The DAG then needs to be rejected as a representation of the real world. If a DAG is compatible with empirical observations, it may be seen, at least in a tentative way, as a useful simplified description of the real world. However, it is important to realise that there are typically multiple DAGs that are compatible with a particular set of empirical observations. This reflects the existence of competing theoretical models of the real world.

Structural causal models offer the language that we need to define bias and disparity in a precise way. We are interested in bias and disparity in terms of some variable of interest X and some outcome Y . For example, when we speak of gender bias in citations, X refers to gender and Y to citations. Likewise, when we speak of racial disparity in school acceptance, X refers to race and Y refers to school acceptance. Often, but not always, the variable of interest X represents a personal characteristic such as gender, race or religion, which in legal terms are sometimes referred to as ‘protected characteristics’, because they are protected under anti-discrimination law. We do not use the term ‘protected characteristic’, because the concepts of bias and disparity are not limited to protected characteristics and the variable of interest X may represent other characteristics as well. For example, [Lee et al. \(2013\)](#) discuss prestige bias in peer review, where peer review is influenced by the prestige of a researcher or a research organisation. In this case, the variable of interest is prestige. As another example, [Wang, Veugelers, and Stephan \(2017\)](#) discuss novelty bias in publishing, where more novel research is less likely to be published in high-impact journals. In this case, the variable of interest is novelty.

Fig. 2 provides a simple hypothetical example of a structural causal model. We will use this example to illustrate our definitions of bias and disparity. In this example, the gender of a researcher affects the researcher’s publication productivity, and productivity in turn affects faculty position. Faculty position is also affected by citation impact.

B. Defining bias

We define bias as a direct causal effect that is seen as unjustified. If there is a direct causal effect of X on Y and this effect is considered unjustified, it constitutes a bias. We refer to this as a bias of X in Y , denoted by $X \rightarrow Y$, where we use the red arrow to indicate that the

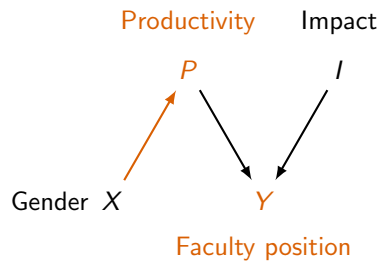


Figure 2. Simple hypothetical example illustrating our definitions of bias and disparity. Gender has a direct causal effect on productivity. This effect is considered unjustified and is therefore coloured in red. We say there is a gender bias in productivity. Productivity and impact both have a direct causal effect on faculty position. These effects are regarded as justified. The unjustified effect of gender on productivity affects faculty position indirectly. Both productivity and faculty position are therefore regarded as unfair outcomes of gender and are coloured in red. We say there is a gender disparity in productivity and faculty position.

direct causal effect of X on Y is regarded as unjustified. Whether a particular direct causal effect is justified or not is an ethical question. This cannot be determined empirically from data. A bias may be implicit or explicit. In our definition this distinction plays no role.

In the example presented in Fig. 2, there is a gender bias in productivity, since gender has a direct causal effect on productivity and this effect is considered unjustified. Productivity and impact both affect faculty position. These effects are regarded as justified and therefore do not represent biases.

C. Defining disparity

We define a disparity as a causal effect of X on Y that includes a bias. We refer to this as a disparity of X in Y . There is a disparity of X in Y if at least one link on a causal pathway from X to Y represents a bias. More formally, there is a disparity of X in Y if there exists a directed path $X \rightarrow \dots X' \rightarrow Y' \rightarrow \dots \rightarrow Y$, where $X' \rightarrow Y'$ denotes a bias of X' in Y' . Disparity is a broader concept than bias. Each bias is a disparity, but a disparity does not need to be a bias. If there is a disparity of X in Y , we consider the outcome Y to be unfair with respect to X .

A bias $X \rightarrow Y$ does not only render Y unfair, but also all descendants of Y . This can be illustrated using the example presented in Fig. 2. There is no gender bias in faculty position in this example, since there is no direct causal effect of gender on faculty position. However, there is an indirect causal effect, because gender affects productivity and productivity in turn affects faculty position. This indirect causal effect leads to a gender disparity in faculty position. This gender disparity is due to the gender bias in productivity. Faculty position is

an unfair outcome of gender, even though the two direct causal effects on faculty position are both considered justified. This illustrates how a single bias may render many outcomes unfair.

As another example, consider the case of *Griggs v. Duke Power Co.* as discussed by Barocas, Hardt, and Narayanan (2020, p. 97). The judge ruled that the requirement of a high-school diploma was not justified by the business needs of Duke Power Co. The result of this unjustified requirement was that some races were disadvantaged, because race affected the probability of obtaining a high-school diploma. In our terminology, there is no racial bias in the hiring practices of Duke Power Co. Instead, there is a diploma bias in the company’s hiring practices, and this leads to a racial disparity in hiring.

As a third example, consider the practice of redlining in the US, in which organisations such as insurers deny people their services based on the area in which they live. In practice, due to racial segregation in the US, this amounts to selectively not serving people of a certain race. In our terminology, there could be potentially multiple biases. The usage of ZIP codes for determining whom to insure may be deemed unjustified, in which case there is a location bias in insuring and a racial disparity in insuring. There could also be a racial bias in neighbourhoods, for example because people of a certain race are being denied access to certain neighbourhoods. This racial bias in neighbourhoods then leads to a racial disparity in insuring, even if the usage of ZIP codes were deemed justified. If insurers use race for determining whom to insure, there is a racial bias in insuring, not just a racial disparity. In this example, even if there is no racial bias in insuring, this does not imply that there is no problem. A racial disparity in insurance indicates that the outcome is unfair with respect to race and therefore signals that there is a problem.

D. Causal concerns

In this section we aim to draw attention to a few complex issues related to our causal definitions of bias and disparity.

First of all, when we discuss the causal effects of a variable of interest, this does not imply that the variable of interest is also accountable for these effects (VanderWeele and Robinson, 2014). This requires careful attention especially when studying variables such as gender, race or religion. Many decisions involve both someone who decides and someone for whom is decided. For example, in funding applications, decisions are made by a review panel, not by the applicants. If there is a gender bias in funding decisions, the review panel is accountable for this bias. The applicants are not accountable.

It is also important to acknowledge that causal effects may be the result of prevailing societal roles, norms or contexts. For example, certain cultural preferences, such as women preferring pink, are socially constructed, and

have changed throughout time (Grisard, 2017). Understanding such cultural dynamics is an important research topic in the social sciences. Culturally and socially constructed roles and patterns may shape causal effects. Given certain cultural and societal roles and patterns, we can identify causal effects of gender, ethnicity or race, but this does not mean that these causal effects will remain unchanged throughout time. At a longer timescale, such roles and patterns may change, while at a shorter timescale, they structure much of the social interaction.

Furthermore, when a variable of interest is a personal characteristic such as gender or race, it is sometimes contested whether the variable can be seen as a ‘causal factor’. Indeed, Holland (2003) argues that race should not be understood as having a causal effect, or in a popular aphorism: ‘no causation without manipulation’ (Holland, 1986). We believe that gender and race are frequently seen as having causal effects, and people reason about it as such. It seems to us that defining the concepts of bias and disparity without resorting to causality contrives the matter, rather than explicating it. We do not need to consider whether these variables are manipulable or not, but merely consider hypothetical possibilities (Pearl, 2018): what if a white person had been black, or a man had been a woman? Of course, this raises the difficulty of defining white or black, or conceptualising what it entails to be a woman instead of a man, as discussed by Kohler-Hausmann (2018). Should clothes change when we consider the hypothetical possibility of someone being a man instead of a woman? Should the hairstyle change? Jewellery? Indeed a man in women’s clothes could have a different effect than a man in men’s clothes.

These problems are not limited to personal characteristics. Consider for example the interdisciplinarity of a paper, which was reported to show a bias in citations (Rinia *et al.*, 2001). How should we conceptualise interdisciplinarity, and how should we interpret hypothetical possibilities? Does the topic change along with the interdisciplinarity of a paper? The writing style? The analysis that was performed? How can we hypothetically change the interdisciplinarity of a paper, without also changing other aspects?

Indeed, these conceptual issues are challenging, and we cannot provide definitive answers here. However, this does not mean we should discard research into gender biases, racial biases, interdisciplinarity biases etc. Rather, we should make more efforts to handle these challenging conceptual issues in a careful and precise way.

III. DIFFERENCE DOES NOT IMPLY BIAS OR DISPARITY

Most researchers will be familiar with the adage ‘correlation does not imply causation’. A key question often faced by researchers is whether a correlation between two variables represents a causal effect or not. A similar question arises when we observe a difference in outcomes:

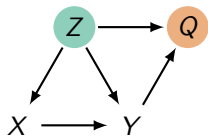


Figure 3. Example of a simple DAG. On a path between nodes X and Y , node Z is a confounder, and hence open, while node Q is a collider, and hence closed.

does the difference represent a causal effect or not? If the difference represents a causal effect, there may be a disparity or even a bias. If the difference does not represent a causal effect, there is no bias or disparity. For example, we may observe a gender difference in citations. This raises the question: does this difference represent a (direct or indirect) causal effect of gender on citations or not? Do publications of authors of a particular gender receive fewer citations because of the gender of the authors, or not? If there is indeed such a causal effect of gender on citations, most of us would probably agree that the effect is unjustified. The effect then constitutes a gender disparity in citations, and perhaps even a gender bias. If there is no causal effect, there is no gender bias or gender disparity in citations.

Structural causal models offer a useful tool to help us understand whether a difference does or does not represent a causal effect. Two variables may be associated without being causally related. We now explain in basic terms how to determine whether two variables are associated and whether such an association does or does not represent a causal relationship. This is critical for understanding whether a difference may represent a bias, a disparity or neither of these.

A. d -connectedness and d -separation

The concepts of d -connectedness and d -separation indicate whether two variables in a DAG are associated or not. If two variables are d -connected, they are associated. If they are d -separated, they are independent. The concepts of d -connectedness and d -separation may be somewhat difficult to comprehend. Below we explain these concepts briefly. For a more extensive introduction to d -connectedness and d -separation, we refer to [Pearl \(2009\)](#), especially Chapter 11.1.2, aptly titled ‘ d -separation without tears’.

First of all, we introduce the concept of open or closed undirected paths between two nodes in a DAG. An undirected path consists of a sequence of nodes connected through links that may point in either direction. For example, $X \rightarrow Z \rightarrow Y$ is an undirected path, and so are $X \leftarrow Z \rightarrow Y$ and $X \rightarrow Z \leftarrow Y$. An undirected path is open if all nodes on the path are open. A node Z on a path is open if it is connected as $\dots \rightarrow Z \rightarrow \dots$, called a mediator, or if it is connected as $\dots \leftarrow Z \rightarrow \dots$, called

a confounder. A node Z is closed if it is connected as $\dots \rightarrow Z \leftarrow \dots$, called a collider. We indicate whether a node is open or closed by the colour of a node, where \textcircled{Z} represents an open node and \textcircled{Z} represents a closed node (Fig. 3). A node may play different roles on different paths. For example, the same node may play the role of mediator on one undirected path, the role of confounder on another undirected path and the role of collider on yet another undirected path. Colliders play an important role in some of the discussions in this paper. In short, undirected paths without any colliders are open, while undirected paths with one or more colliders are closed. Instead of open or closed undirected paths, we simply refer to these as open or closed paths.

In a sense, open paths allow information to flow freely between variables, while closed paths somehow block the flow of information. If nodes X and Y are connected through at least one open path, the nodes are d -connected, and information can flow freely between them. If there are no open paths between X and Y , the nodes are d -separated, and no information can flow between them. Two variables X and Y that are d -connected are associated. That is, if X and Y are d -connected, observing X tells you something about Y and vice versa. Two variables X and Y that are d -separated are independent: observing X tells you nothing about Y . The association between two variables that are d -connected does not need to reflect causality. The simplest example is $X \leftarrow \textcircled{Z} \rightarrow Y$, where the confounder Z affects both X and Y , so that X and Y are correlated only because of the common factor Z . In contrast, if $X \rightarrow \textcircled{Z} \rightarrow Y$, the variable Z acts as a mediator and the association between X and Y does reflect causality.

Open and closed paths are sometimes referred to as unblocked and blocked paths, respectively. Independence between two variables X and Y is sometimes denoted by $X \perp Y$. Hence, if X and Y are d -separated, this can be denoted by $X \perp Y$. If X and Y are associated, they are not independent, which is sometimes denoted by $X \not\perp Y$. Hence, if X and Y are d -connected, this can be denoted by $X \not\perp Y$. In summary, two variables are d -connected if there is at least one path between them with only confounders and mediators (Fig. 4). However, there is an important twist to d -connectedness and d -separation, which we discuss next.

Conditioning and selection

Many studies condition on some variables. For example, studies frequently control for some variables by including them in a regression analysis, which amounts to conditioning on these variables. Some studies include only certain people in an analysis, for example considering only people who were arrested or only scholars that have at least five publications. Such a selection also amounts to conditioning on a variable. Other studies perform analyses on separate subsets of the data. A common example

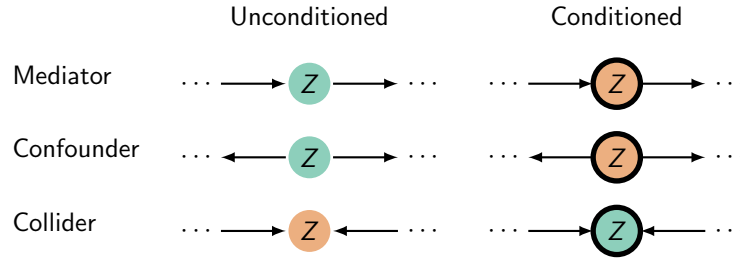


Figure 4. Illustration of when a node Z on an undirected path is open (coloured green) or closed (coloured red). Conditioning on a variable ‘flips’ a node from open to closed or vice versa.

in science studies is analysing different scientific fields separately. Performing analyses on separate subsets of the data amounts to conditioning on the variables used to define the subsets, such as scientific field. Sometimes scientific fields are not analysed separately, but instead some variables, such as the number of citations of a publication, are field-normalised. This also amounts to conditioning on scientific field. Hence, conditioning on variables is a common sight. It has profound implications for the notions of d -connectedness and d -separation.

When conditioning on a node, the node will become closed if it was open before conditioning, and vice versa, the node will become open if it was closed before conditioning (Fig. 4). In other words, the open or closed status of a node inverts when conditioning on that node. Hence, when conditioning on a node Z on a path, the node is closed if it is connected as a mediator ($\dots \rightarrow \textcircled{Z} \rightarrow \dots$) or a confounder ($\dots \leftarrow \textcircled{Z} \rightarrow \dots$) and open if it is connected as a collider ($\dots \rightarrow \textcircled{Z} \leftarrow \dots$), where we denote conditioning by a thick enclosing circle \textcircled{Z} . Hence, if a path is open, it can be closed by conditioning on a mediator or confounder on the path. The other way around, a path that is closed can be opened by conditioning on a collider.¹

Because a node may act as a confounder or mediator on one path and as a collider on another path, conditioning on a node may close one path yet open another one. In Fig. 5a the path $X \rightarrow \textcircled{Z} \rightarrow Y$ is open, because Z acts as a mediator on this path, while the path $X \rightarrow \textcircled{Z} \leftarrow U \rightarrow Y$ is closed, because Z acts as a collider on this path. If we condition on Z , we close the path $X \rightarrow \textcircled{Z} \rightarrow Y$, where Z acts as a mediator, while we open the path $X \rightarrow \textcircled{Z} \leftarrow U \rightarrow Y$, where Z acts as a collider.

If X and Y are d -separated when conditioning on Z , they are said to be conditionally independent. This is sometimes denoted by $X \perp Y \mid Z$. If X and Y are

d -connected when conditioning on Z , they are not independent, which can be denoted by $X \not\perp Y \mid Z$.

B. Challenges in identifying biases and disparities

A causal effect can be challenging to identify, and hence a bias and a disparity can be challenging to identify. Researchers often approach this problem by taking the ‘causal salad’ approach (McElreath, 2020): include every possibly relevant factor and hope that what you will get is a close approximation of a causal effect. In essence, the following reasoning is used: controlling for A , B , C and D , we still see a difference in Y based on X , so it is highly likely that X has a causal effect on Y . However, the presence of colliders is at odds with this approach: controlling for colliders *prevents* the identification of a causal effect. If colliders are simultaneously also mediators or confounders, the problem is even worse, especially if there are some unobserved or unobservable variables. To identify a causal effect, we need to ensure that all non-causal paths are closed, and that only the relevant paths are open.

Consider the example provided in Fig. 5a. Suppose that we are interested in identifying a bias of X in Y . Since we are interested in the direct causal effect of X on Y , we need to control for the mediator Z , closing the path $X \rightarrow \textcircled{Z} \rightarrow Y$. However, Z also acts as a collider on the path $X \rightarrow \textcircled{Z} \leftarrow U \rightarrow Y$, and conditioning on Z opens this non-causal path. This poses a conundrum for identifying the direct causal effect of X on Y : if we condition on Z , we condition on a collider, but if we do not condition on Z , we fail to control for a mediating effect. In fact, if U is unobserved, there is no straightforward way of identifying the direct causal effect of X on Y .

Identifying a disparity can be equally challenging in the presence of colliders. Consider the example provided in Fig. 5b. Suppose that we are interested in identifying a disparity of X in Y . If we consider the effect $X \rightarrow Z$ or the effect $Z \rightarrow Y$ as unjustified, the total causal effect of X on Y is a disparity of X in Y . The path $X \leftarrow Q \rightarrow W \rightarrow \textcircled{Z} \rightarrow Y$ is open, but does not represent a causal effect of X on Y . We need to close this path to identify the causal effect of X on Y . We cannot

¹ There is an additional complication. A collider becomes open not only by conditioning on the collider itself, but also by conditioning on any of its descendants. For example, if $X \rightarrow Z \leftarrow Y$ and also $Z \rightarrow W$, conditioning on W (partially) opens Z . We will not discuss this further. For more information, we refer to Pearl (2009, Chapter 11.1.2).

condition on Z to close this path, because we are interested in the total causal effect, and conditioning on Z also closes the causal path $X \rightarrow \textcircled{Z} \rightarrow Y$. If we condition on W , we close the non-causal path. However, W also acts as a collider on the path $X \leftarrow \textcircled{Q} \rightarrow \textcircled{W} \leftarrow \textcircled{U} \rightarrow Y$, and conditioning on W opens this non-causal path. This poses a conundrum for identifying the total causal effect of X on Y : if we condition on W , we condition on a collider, but if we do not condition on W , we fail to control for a confounding effect. If Q and U are unobserved, there is no straightforward way of identifying the total causal effect of X on Y .

Unlike the estimation of a disparity, the estimation of a bias is sensitive to refinements of causal pathways. For example, suppose that we initially assume a structural causal model to consist only of $X \rightarrow Y$, which is considered a bias. Let us call this model A . Additionally suppose that, after further consideration, there actually turns out to be a mediating factor Z , resulting in $X \rightarrow \textcircled{Z} \rightarrow Y$, where the effects $X \rightarrow Z$ and $Z \rightarrow Y$ are both considered a bias. Let us call this model B . The additional mediating factor \textcircled{Z} in model B does not change the total causal effect of X on Y . The disparity of X in Y is therefore the same in models A and B . However, there is a difference for the direct causal effect of X on Y . In model A we do not need to control for anything, and we can estimate the direct causal effect directly from observing X and Y , showing there is a bias of X in Y . In contrast, in model B we need to control for the mediating factor \textcircled{Z} to estimate the direct causal effect of X on Y . Doing so shows there is no bias of X in Y .

This example illustrates how refinements of causal pathways challenge claims of biases: perhaps an effect is not direct after all, but mediated through other variables that initially were not included in a causal model. This ties in with the discussion in Section IID about the interpretation of hypothetical possibilities such as: what if a man had been a woman? If someone’s gender had been different, would their clothes have been different as well? If clothes belong to the concept of gender, it is part of a direct effect. Otherwise clothes could potentially be a mediating variable for gender. Indeed, discussions about biases may involve suggestions for more refined causal pathways, or questions of what exactly a specific hypothetical change would entail. This issue does not play a role in analyses of disparities: total causal effects are unaffected by refinements of causal pathways.

IV. FAIRNESS IN AI

Related discussions are taking place in artificial intelligence (AI) research, where fairness is an increasingly important consideration. There are several good overviews of fairness in AI (Mehrabi *et al.*, 2019; Barocas, Hardt, and Narayanan, 2020). We will follow the overview provided by Barocas, Hardt, and Narayanan (2020), because their presentation is closely aligned with a causal frame-

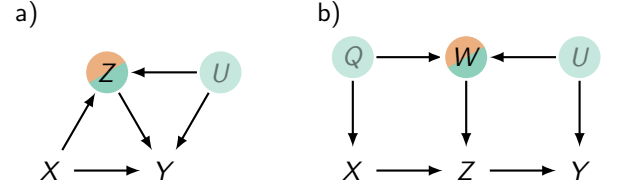


Figure 5. Challenges in identifying biases and disparities. The variables U and Q are assumed to be unobserved or unobservable, making it impossible to control for them.

work. Much work in this literature focuses on data-driven criteria to decide whether certain outcomes should be considered fair or not. Several fairness criteria have been suggested in the literature. We will discuss three popular ones: independence, separation and sufficiency. We show that these criteria are uninformative compared to our concepts of bias and disparity.

A. Prediction

The focus in AI is typically on predicting a certain outcome based on some predictors. A central question is whether the prediction is fair or not. Our focus is different: we are concerned with the question whether a particular process is fair or not. Nonetheless, there are connections between the two questions, and we can apply our concepts of bias and disparity also to a prediction. Suppose we try to predict the outcome Y based on the features $\mathcal{Z} = \{Z_1, \dots, Z_k\}$. In the DAG representation, the predictors $\mathcal{Z} = \{Z_1, \dots, Z_k\}$ are the parents of the prediction \hat{Y} . The typical question is whether \hat{Y} is fair or not for some variable of interest X . The various fairness criteria all try to answer this question. Our concepts of bias and disparity can also be applied to \hat{Y} . We consider \hat{Y} unfair for some variable of interest X if there is a disparity of X in \hat{Y} , and fair if there is no such disparity.

The fairness of \hat{Y} is independent of the fairness of Y ; the one can be fair while the other can be unfair. For example, as illustrated in Fig. 6a, suppose there is a social class bias in schooling level, $X \rightarrow Z_1$, which in turn affects job prospects Y , which is also affected by work ethic Z_2 . Then, if we predict job prospects \hat{Y} based only on work ethic Z_2 , the prediction of job prospects shows no social class disparity and should be considered fair, even though the actual job prospects Y do show a social class disparity and should be considered unfair.

An opposite example is illustrated in Fig. 6b. Suppose that gender X affects arrogance Y and that there is a bias $Y \rightarrow Z$ of arrogant people more often being accepted for leadership positions. When predicting arrogance \hat{Y} based on leadership position Z , there will be a gender disparity in \hat{Y} , even though there is no gender disparity in Y . In other words, whether \hat{Y} is fair or not does not say anything about the fairness of Y .

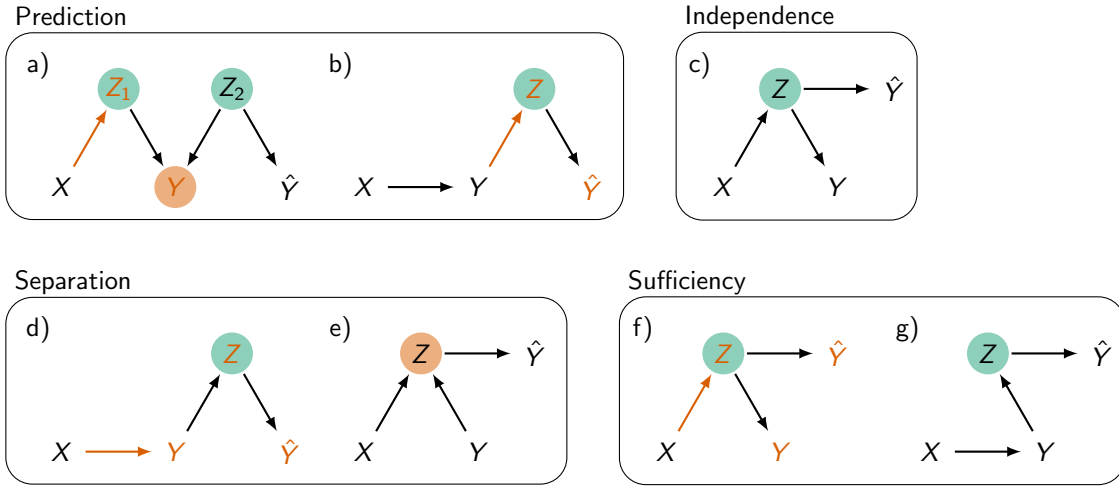


Figure 6. Illustration of various fairness definitions in AI and how they are at odds with the notion of fairness underlying our definitions of bias and disparity. (a) Even though there is a disparity in Y , there is no disparity in the prediction \hat{Y} . (b) Vice versa, even though there is no disparity in Y , there is a disparity in the prediction \hat{Y} . (c) Even though there is no disparity in \hat{Y} , the prediction is considered unfair according to the independence criterion. (d) Even though there is a disparity in \hat{Y} , the prediction is considered fair according to the separation criterion. (e) Vice versa, even though there is no disparity in \hat{Y} , the prediction is considered unfair according to the separation criterion. (f) Even though there is a disparity in \hat{Y} , the prediction is considered fair according to the sufficiency criterion. (g) Vice versa, even though there is no disparity in \hat{Y} , the prediction is considered unfair according to the sufficiency criterion.

B. Independence criterion

The *independence fairness criterion* holds if the variable of interest X is independent of the prediction \hat{Y} , denoted by $X \perp \hat{Y}$. This is sometimes known as demographic parity or statistical parity. If $X \perp \hat{Y}$, there is clearly no causal effect of X on \hat{Y} and there can be no unfairness according to our definition. However, while it might be intuitively appealing to demand complete independence, it also foregoes any possibility of justified differences. The independence criterion considers any influence of X unfair, even if there is no disparity according to our definition.

For example, suppose gender X affects thrill seeking preference Z , which in turn affects whether someone goes bungee jumping Y , as illustrated in Fig. 6c. If we predict an interest in bungee jumping \hat{Y} based on thrill seeking preference Z , the prediction will not be independent of gender X . The prediction is therefore considered unfair according to the independence criterion, while it is considered fair according to our definition, since there is no gender disparity in \hat{Y} .

C. Separation criterion

The *separation fairness criterion* stipulates that $\hat{Y} \perp X \mid Y$. This means that the prediction \hat{Y} is independent of the variable of interest X when we control for the actual outcome Y . The separation criterion implies that the prediction shows the same level of error for each value of

X , such as for each gender or race. For this reason, it is also known as equalised odds.

The separation criterion may sound intuitively reasonable, but it is completely contrary to our approach. The intuitively appealing idea of equal error rates reproduces existing biases. That is, if there is a disparity of X in Y , equal error rates simply reproduce this disparity in the prediction \hat{Y} . Correcting the disparity of X in Y actually requires *different error rates* for different values of X .

If we predict Y based only on descendants of Y that are not otherwise descendants of X , then \hat{Y} and X are d -separated by Y , that is $\hat{Y} \perp X \mid Y$. The separation criterion is then satisfied, even though there is a disparity of X in \hat{Y} . For example, as illustrated in Fig. 6d, suppose that there is a racial bias in job prospects, $X \rightarrow Y$, and that having a job Y affects your income Z . If we now predict having a job \hat{Y} based on income Z , the prediction \hat{Y} is independent of race X , given the observation of having a job Y , and \hat{Y} therefore satisfies separation. However, according to our definition \hat{Y} shows a racial disparity. Hence, the separation criterion may consider a prediction to be fair that is considered unfair according to our definition.

Suppose on the contrary that separation does not hold, so that $X \not\perp \hat{Y} \mid Y$. Then X and \hat{Y} are d -connected, even when conditioning on Y . This is a structural condition, which involves only conditional independencies and does not depend on any ethical judgement of whether an effect is justified or not. In other words, if separation does not hold, this does not mean that \hat{Y} is considered unfair according to our definition. For example, as illustrated

in Fig. 6e, suppose race X affects church attendance Z , which is also affected by religiosity Y . If we predict religiosity \hat{Y} based on church attendance Z , the prediction does not satisfy the separation criterion and is therefore considered unfair according to this criterion. However, since there are no biases, the prediction is considered fair according to our definition. This holds true in general: structural conditions cannot be used to determine whether a prediction is considered fair according to our definition.

D. Sufficiency criterion

The *sufficiency fairness criterion* stipulates that $Y \perp X \mid \hat{Y}$. This means that the outcome Y is independent of the variable of interest X when we control for the prediction \hat{Y} . The sufficiency criterion implies a parity of predictive values for each X , such as for each gender or race. If an AI model satisfies the sufficiency criterion, it is sometimes said to be calibrated.

The sufficiency criterion may sound intuitively reasonable, but it is again contrary to our approach. If \hat{Y} predicts sufficiently well the dependence between X and Y , conditioning on \hat{Y} will make X and Y (nearly) independent. For example, as illustrated in Fig. 6f, suppose there is a racial bias in income, $X \rightarrow Z$, and income Z in turn affects credit card limits Y . If we predict credit card limits \hat{Y} based on income Z , then \hat{Y} will essentially be a close proxy for Z . This renders race conditionally independent of credit card limits, given the predicted credit card limits, $X \perp Y \mid \hat{Y}$, which means that the prediction is considered fair according to the sufficiency criterion. However, there is a racial bias in income Z , so there is a racial disparity in predicted credit card limits \hat{Y} , and according to our definition the prediction is therefore considered unfair. Hence, the sufficiency criterion is unable to distinguish between fair and unfair predictions according to our definition.

Vice versa, suppose that sufficiency does not hold. Sufficiency is a structural condition, which cannot be used to determine whether a prediction \hat{Y} is considered fair according to our definition. For example, as illustrated in Fig. 6g, suppose people with a different religion X have a different musical taste Y , resulting in a different rate at which they play piano Z . When predicting musical taste \hat{Y} based on piano playing Z , the prediction does not satisfy sufficiency, but according to our definition the prediction is fair.

E. Counterfactual approach

In our view, the above approaches to fairness in AI cannot be used to determine whether outcomes or predictions of outcomes should be considered fair or not. Indeed, these approaches have been criticised before, leading to similar conclusions. Baer, Gilbert, and Wells

(2019) state that “for the most part, these measures have been found wanting.” Oneto and Chiappa (2020) conclude that “deciding whether a path is fair or unfair requires careful ethical and sociological considerations and/or might not be possible from a dataset alone.” Loftus *et al.* (2018) conclude that “only by understanding and accurately modelling the mechanisms that propagate unfairness through society can we make informed decisions as to what should be done.”

The central challenge in fairness in AI is how a prediction \hat{Y} can be made fair even if there is a disparity of X in Y . This is in line with the counterfactual approach suggested by Kusner *et al.* (2017), Chiappa (2019) and Loftus *et al.* (2018) and continued by Oneto and Chiappa (2020). Overall, the counterfactual approach seems a viable and informative approach to fairness in AI, broadly in agreement with our proposed definitions of bias and disparity.

V. POLICY INTERVENTIONS

Understanding whether an observed difference represents a bias, a disparity or neither of these is important to make appropriate suggestions for policy interventions. If a difference does not represent a bias or disparity, there probably is no need to intervene. Whether a difference represents a bias or disparity depends on whether there is a causal effect and whether this effect is seen as unjustified. If there is no causal effect, there can be no bias or disparity. For example, as discussed earlier, sometimes a difference arises because of selection on a collider, in which case the difference does not represent a causal effect. If such a difference is incorrectly interpreted as a bias or disparity, attempts to correct it are likely to have unexpected consequences. We will encounter this issue in the case studies discussed in the next section.

If it is established that there is a causal effect that is deemed unjustified and which therefore represents a disparity, this offers a ground for intervening to correct the injustice. Importantly, the appropriate intervention depends on where the bias is located. For example, if $X \rightarrow Z \rightarrow Y$, there is a disparity of X in Y due to a bias of X in Z . There is also a causal effect of Z on Y , but this effect is not deemed unjustified and therefore does not represent a bias. If the bias is incorrectly perceived to be located between Z and Y instead of between X and Z , it may be suggested to intervene in the process between Z and Y . However, since there is no bias of Z in Y , such an intervention will not be effective and will not correct the disparity of X in Y .

Interventions such as gender quota or affirmative action may also be considered to address the above disparity of X in Y . Such interventions may indeed remove the difference of X in Y , but they do not correct the bias of X in Z . Instead of correcting this bias, a new causal effect of X on Y is added. Depending on the context, this may have undesirable consequences.

For example, suppose there is a gender bias in childcare, $X \rightarrow Z$, which in turn affects who gets hired, $Z \rightarrow Y$: women perform more childcare than men, and those who perform more childcare are less likely to be hired. In this example, a policy aimed at addressing gender biases in hiring will have no effect, because there is no such bias. To address the gender disparity in hiring, one might consider introducing a quota for women when hiring people. This will lower the chances of men to be hired, which might be perceived as justified, because of the need to counter the gender disparity in hiring. However, the quota will decrease the chance to be hired for men who take care of children. The other way around, it will increase the chance to be hired for women who do not take care of children. The result therefore is a decrease in the proportion of men who take care of children in the working population, and an increase in the proportion of women who do not take care of children in the working population. The quota might be considered counterproductive. It may reinforce the idea that one should not take care of children in order to have a career.

In some situations, interventions that directly address a particular bias are not possible. This might offer a justification for other types of interventions, such as quota or affirmative action. For example, many societies have historical ethnic or racial injustices. In our terminology, we may say there were historical ethnic or racial biases. Because of heritable economic, societal and cultural characteristics and circumstances, these historical biases may still echo in current societal conditions. Clearly, it is impossible to correct historical injustices by addressing the original biases: we cannot undo the past. Introducing quota or affirmative action might be one of the few ways in which such historical injustices can be addressed.

VI. CASE STUDIES

A. Gender bias in science

Gender differences in science have been extensively studied in the literature, with differences observed in areas such as publications, citations, funding and academic positions. There are clear gender differences in citations, also when focusing on lead author positions (Larivière *et al.*, 2013). Some interpret these differences in citations as a gender bias, sometimes explicitly labelled as an implicit bias (Dworkin *et al.*, 2020; Teich *et al.*, 2021). As a result, some suggest that this gender bias may be addressed by tools that check whether references are gender balanced, such as the Gender Balance Assessment Tool (Sumner, 2018). A possible explanation of gender differences in citations may be gender differences in seniority: there are often more men than women in more senior positions. Some research corroborates this explanation and finds that gender differences in citations seem the result of gender differences in academic career trajectories and publication productivity (Huang *et al.*, 2020). Another

study attributes gender differences in citations to gender differences in journal prestige and collaboration patterns (Andersen *et al.*, 2019). Similarly, there are observations of gender differences in self-citation rates (King *et al.*, 2017), but this turns out to be mostly a result of gender differences in publication productivity (Mishra *et al.*, 2018).

Several findings point towards gender differences in publication productivity that may explain other gender differences. Gender differences in publication productivity were termed a ‘productivity puzzle’ in earlier literature (Cole and Zuckerman, 1984). Some research suggests that articles authored by women are reviewed differently than those authored by men, and moving from single-anonymous to double-anonymous peer review attenuates gender differences (Budden *et al.*, 2008). In contrast, other literature finds no such gender differences when comparing single-anonymous and double-anonymous peer review (Blank, 1991; Tomkins, Zhang, and Heavlin, 2017). A recent study suggests that gender differences in publishing do not emerge as a result of being reviewed differently (Squazzoni *et al.*, 2021), although the results of this study might be affected by desk rejections (Hagan *et al.*, 2020). Although family formation, and related childcare, may be an explanation, early studies find no evidence of this (Cole and Zuckerman, 1987). There may be relevant field differences, where some fields have more intense periods around the time of family formation, while other fields may show such more intense periods at other times (Adamo, 2013). In math-intensive fields, family formation is suggested to be a key factor in explaining gender differences (Ceci and Williams, 2011). Preliminary results from a large-scale survey suggests that women scientists indeed take on a caregiver role more frequently than men scientists, although the implications for productivity are not clear (Derrick *et al.*, 2021).

Women seem to transition into more senior positions less frequently than men, which may be explained partly by gender differences in publication productivity (Lerchenmueller and Sorenson, 2018). Although this is sometimes portrayed as a ‘leaky pipeline’, there seems to be a particular point in this pipeline in which these gender differences are most pronounced: the transition from postdoc to principal investigator (Lerchenmueller and Sorenson, 2018). After this transition, men and women seem to show similar career trajectories (Kaminski and Geisler, 2012). There is evidence that men and women are not evaluated similarly when applying for academic positions, even when both have identical curricula vitae (Steinpreis, Anders, and Ritzke, 1999), but there is also evidence to the contrary (Carlsson *et al.*, 2020). This suggests that there is a gender disparity around the transition from postdoc to principal investigator, but whether this represents a gender bias in hiring or a gender bias in other steps in the causal pathway is unclear.

Receiving funding is an important factor in making the transition from postdoc to principal investigator. Some

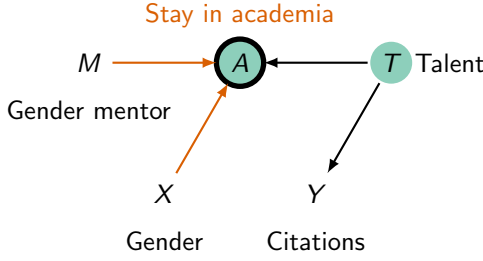


Figure 7. Simplified causal model of the role of gender in mentorship.

experimental evidence suggests that gender identities on funding applications do not lead to gender differences in funding outcomes (Forscher *et al.*, 2019). Other research suggests that gender differences in funding outcomes may depend on the criteria used to evaluate funding applications (Witteman *et al.*, 2019). An analysis of Dutch data suggests gender differences in funding rates (van der Lee and Ellemers, 2015), but these differences may be confounded by field of science (Albers, 2015). In a large literature review on gender differences in funding, Cruz-Castro and Sanz-Menéndez (2020) observe that few studies in this area use an explicit causal framework, making it more difficult to draw rigorous conclusions.

We consider one study on the role of gender in mentorship to illustrate the importance of using an explicit causal framework.

Mentorship

As mentioned earlier, misinterpreting a gender difference as a gender bias or a gender disparity complicates matters. Not all observed differences need to represent causal effects. One particularly difficult problem is conditioning on a collider. A good example of this problem becomes apparent in a recent paper by AIShebli, Makovi, and Rahwan (2020) about the role of gender in mentorship. The authors report that protégés with female mentors show a lower citation impact than protégés with male mentors. This paper led to considerable debate, eventually resulting in the retraction of the paper. Critics of the paper raised a number of concerns, for example about the data² and the operationalisation of the concept of mentorship (Lindquist *et al.*, 2020). In addition to these issues, we suggest that the analysis by AIShebli, Makovi, and Rahwan (2020) may suffer from conditioning on a collider.

In Fig. 7, we present a simple causal model describing mechanisms relevant to interpreting the results of AIShebli, Makovi, and Rahwan (2020). In our model, someone’s research talent T affects both the citations Y they

receive and their likelihood of staying in academia A . Independently of this, someone’s gender X and the gender of their mentor M also affects their likelihood of staying in academia. More specifically, we assume that having a female rather than a male mentor makes it more likely for a female protégé to stay in academia (Hofstra *et al.*, 2022).

In our causal model, staying in academia A is d -connected to citations Y because of the path $A \leftarrow T \rightarrow Y$ where talent T acts as a confounder. This is the only path (longer than a single link) that is d -connected. All other paths are closed by node A , which acts as a collider for these paths. Hence, citations Y are independent of both the gender of the protégé X and the gender of the mentor M . It could be debated whether this is a realistic aspect of our model. However, our goal is not to construct a fully realistic model, but to illustrate the potential problem of conditioning on a collider.

AIShebli, Makovi, and Rahwan (2020) make an explicit selection of the protégés included in their data collection: “we consider protégés who remain scientifically active after the completion of their mentorship period” (p. 2). In our causal model, this amounts to conditioning on staying in academia A , since this variable is used to make the selection of protégés. Conditioning on staying in academia A opens a number of paths that were previously closed, leading to more pairs of d -connected nodes. For example, gender X becomes associated with citations Y because of the path $X \rightarrow A \leftarrow T \rightarrow Y$. Moreover, the gender of the mentor M becomes correlated with the citations Y of the protégé because of the path $M \rightarrow A \leftarrow T \rightarrow Y$. In other words, there is a gender difference in citations both for the gender of the protégé and for the gender of the mentor. In our model, female protégés with male mentors are less likely to stay in academia, which means that those who do stay in academia can be expected to be more talented, on average, than their colleagues with female mentors. As a result, for protégés who stay in academia, having a female mentor is related to a lower talent. This lower talent in turn leads to fewer citations. Importantly, the association between citations and the gender of someone’s mentor does *not* reflect a causal effect. Instead, it is the result of conditioning on a collider. This example illustrates how conditioning on a collider easily leads to incorrect conclusions. Depending on the extent to which our model captures the relevant causal mechanisms, the main result of AIShebli, Makovi, and Rahwan (2020) may be due to conditioning on a collider.

Our hypothetical model calls into question the policy recommendations made by AIShebli, Makovi, and Rahwan (2020). The authors suggest that female protégés should be paired with a male mentor because this has a positive effect on their citation impact. If our causal model holds true, this suggestion is incorrect. In our model, pairing a female protégé with a male mentor reduces the likelihood that the protégé stays in academia, which means that protégés who do persevere in academia

² <https://danieleweeks.github.io/Mentorship>

are likely to be more talented and to receive more citations. The difference between male and female mentors in the citations received by their protégés then represents only a gender difference, not a gender bias or gender disparity. Without additional evidence or assumptions, the observed gender difference does not support the policy recommendations made by [AlShebli, Makovi, and Rahwan \(2020\)](#). In fact, given our conjectured model, it can be argued that one should do the opposite of what is suggested in the paper: to increase female participation in science, female protégés should be paired with female mentors. This illustrates the importance of considering the appropriate causal mechanisms for making policy recommendations.

B. Racial bias in police shootings

Police shootings in the US are frequent, much more frequent than in Europe³. The overwhelming availability of guns coupled with a militarised police culture makes for a deadly cocktail ([Hirschfield, 2015](#)). In addition, there are recurrent concerns over racial biases in policing, which can be placed in a long history of institutionalised racism in the US ([Kendi, 2017](#)). In the past decade, there have been multiple police killings of innocent black people that led to large protests and the Black Lives Matter movement. Several newspapers have started collecting data about US police shootings and their victims, including *The Guardian*⁴ and *The Washington Post*⁵. These databases, and other data collection efforts, have been taken up in the academic literature analysing racial bias in police shootings.

One highly publicised paper reported rather unexpected findings ([Fryer, 2019](#)). As expected, the paper found racial bias against black people in non-lethal force by police in the US. However, the author found no evidence of racial bias against black people in lethal force. In fact, he reported finding that black people were less likely than white people to get shot in a police encounter. This paper caused quite a stir and received widespread attention, also in the popular press, when it was published as an NBER working paper. Shortly afterwards, several researchers started critically examining the results of [Fryer \(2019\)](#), and his findings were called into question in several blogposts and academic articles ([Knox, Lowe, and Mummolo, 2020](#); [Ross, Winterhalder, and McElreath, 2018](#)).

A central point of critique is the causal aspect of the study, which we summarise in a simple causal model in

Fig. 8a. In particular, [Fryer \(2019\)](#) analysed the probability an arrestee got shot, which entails that the probability was conditional on being stopped. Presumably, police are more likely to stop people that pose some threat, that is, $T \rightarrow S$. If there is racial bias against black people in stopping by the police, $X \rightarrow S$, then black people who are stopped tend to be less threatening than non-black people, induced by conditioning on the collider S . [Gelman, Fagan, and Kiss \(2007\)](#) indeed reported that black people have an increased chance of being stopped, relative to the overall population, also when considering crime rate differences. If we assume that the threat level influences the probability that police will shoot, or $T \rightarrow Y$, then conditional on being stopped, black people are less likely to get shot, because black people who are stopped are less likely to be a real threat. There might still be an actual bias against black people that counteracts this effect, $X \rightarrow Y$, but perhaps not to the extent that it outweighs the effect of conditioning on the collider of being stopped.

The difficulty is that we are unable to identify the direct causal effect of race on being shot, unless we also condition on being a threat. This means that [Fryer \(2019\)](#) did not correctly identify racial bias in police shootings. Based on his results, it cannot be established whether there is racial bias in police shootings or not. In other words, the results of [Fryer \(2019\)](#) do not clarify whether the arrow $X \rightarrow Y$ is present in the causal model in Fig. 8a or not. Regardless of the potential racial bias in police shootings $X \rightarrow Y$, the racial bias in stopping $X \rightarrow S$ would imply a racial disparity in police shootings.

This is similar to what [Knox, Lowe, and Mummolo \(2020\)](#) argue. If police is biased in stopping citizens, any study that is using records of stopped citizens will not be able to infer the correct causal effect of being shot. [Knox, Lowe, and Mummolo \(2020\)](#) show that under some conditions the total causal effect of race on being shot can be estimated. However, the direct causal effect is impossible to estimate, unless very strong assumptions are made. We can also see in our simple causal model (Fig. 8a) that if we condition on S , we condition on a collider and thereby open a path of confounding influence of T , but if we do not condition on S , we leave open a mediating path. Either way, we are unable to identify the direct causal effect of race on being shot, unless we can credibly measure and correct for the threat level T . We already encountered this structural causal model before in Fig. 5 when discussing problems of identifying biases. Indeed [Knox, Lowe, and Mummolo \(2020\)](#) call for more attention to the issue of causality, emphasising that without a clear idea of the causal structure it is difficult to formulate effective policies.

[Fryer \(2018\)](#) also aims to reconcile the various outcomes, not only his earlier work ([Fryer, 2019](#))⁶ and work by [Ross \(2015\)](#), but also various data sources coming

³ <https://www.theguardian.com/us-news/2015/jun/09/the-counted-police-killings-us-vs-other-countries>

⁴ <https://www.theguardian.com/us-news/series/counted-us-police-killings>

⁵ <https://www.washingtonpost.com/graphics/investigations/police-shootings-database/>

⁶ [Fryer \(2019\)](#) appeared as an NBER working paper in 2016 and

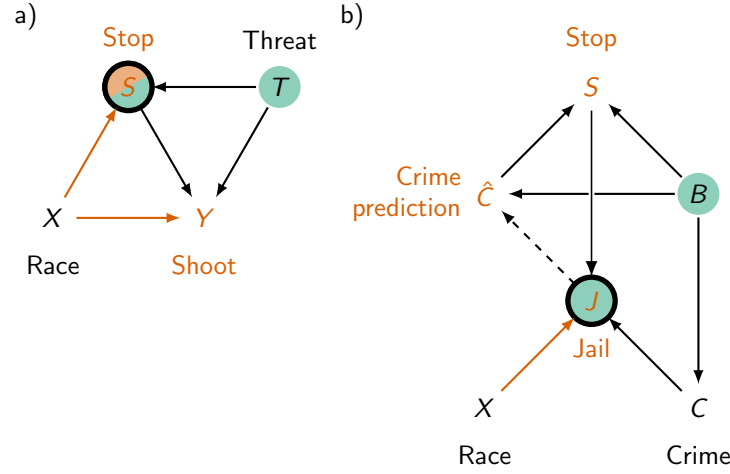


Figure 8. Hypothetical causal models of (a) racial bias in police shootings and (b) racial bias in jailing people.

from newspaper outlets, such as the Washington Post, the Guardian and VICE. [Fryer \(2018\)](#) acknowledges that all data show by and large a similar picture, namely of large racial disparities in police shootings. [Fryer \(2018\)](#) argues that his earlier research ([Fryer, 2019](#)) is unique because it controls for factors that others do not control for. However, as pointed out above, the controls used by [Fryer \(2019\)](#) do not enable him to determine whether there is a bias in police shootings or not. [Fryer \(2018\)](#) seems to suggest that if there is no bias in police shootings, there is no problem. However, from our point of view, even if there is no bias in police shootings, there may still be a disparity in police shootings, caused by a bias in police stopping, and such a disparity would still be problematic. In this situation, it would not be possible to correct the disparity by addressing a bias in police shootings, but the disparity can be corrected by addressing the bias in police stopping.

[Ross, Winterhalder, and McElreath \(2018\)](#) also aim to reconcile the results of [Fryer \(2019\)](#) and [Ross \(2015\)](#). They show in a formal Bayesian model that a racial disparity in population-level police shootings may be observed even if there is no racial bias in the shootings themselves. The disparity may be due to a racial bias in stopping. If police officers are more likely to stop black citizens, these citizens will be less likely to pose a threat and will therefore be less likely to get shot. Again, this is similar to the problem of conditioning on a collider discussed earlier.

[Ross, Winterhalder, and McElreath \(2018\)](#) argue that the total causal effect is the relevant public health perspective. From the viewpoint of identifying the problem,

we agree. However, from the viewpoint of addressing the problem, this may not be sufficient. If racial disparities in police shootings stem from a racial bias in these shootings, policies aimed at addressing this bias, such as a use-of-force training, stricter enforcement of police shooting regulations, or redrafting such regulations, may be helpful. In contrast, if racial disparities in police shootings stem from a racial bias in encounter rates, different policies are needed. For example, if there is a racial bias in patrolling intensity, resulting in more intense policing in neighbourhoods with more black people, policies aimed at addressing racial bias in police shootings are unlikely to be effective, and revising patrolling intensity may be a wiser strategy. This is line with further arguments made by [Ross, Winterhalder, and McElreath \(2018\)](#).

Finally, [Cesario \(2021\)](#) discusses the challenges in using experimental studies of racial bias in police shootings to inform observational studies. His argument is that the results of experimental studies are difficult to translate directly to real-world settings. This is more generally known as the problem of transportation, as also suggested by [Rohrer, Schmukle, and McElreath \(2021\)](#), for which the work by [Pearl and Bareinboim \(2014\)](#) is relevant.

Benchmarks and statistical discrimination

[Fryer \(2019\)](#) raises the issue of a ‘risk-set’ or what is called a ‘benchmark’ by [Cesario, Johnson, and Terrill \(2019\)](#). This discussion has two sides, both of which are relevant to the discussion of bias and disparity: the causality and the question of justification. According to [Cesario, Johnson, and Terrill \(2019\)](#), when criminal activity is taken into account, there no longer is an anti-black bias. Using criminal activity as the benchmark still does not necessarily identify a direct causal effect, a bias, but it may identify a disparity. [Ross, Winterhalder,](#)

was published as a journal article in 2019, while [Fryer \(2018\)](#) appeared as a conference paper in 2018, before [Fryer \(2019\)](#) was published as a journal article. It might seem that [Fryer \(2018\)](#) cited future work, but this is not the case.

and McElreath (2021) show in a formal model that separating armed and unarmed people who were shot may offer a benchmarking approach that allows identifying a causal effect, that is, a disparity. This requires the assumption that armed people are from a criminal population and unarmed people from a non-criminal population, and that arrest rates reflect rates of criminal involvement. Although the assumption that armed people are from a criminal population may be warranted, the assumption that unarmed people are from a non-criminal part of the population is less convincing, as also argued by Cesario (2020). Contrary to the argument by Cesario (2020), this does not only invalidate the ‘benchmark correction’ used for unarmed people, but also the ‘benchmark correction’ used for armed people. In short, formal modelling may help uncover whether a ‘benchmark’ does or does not lead to correct causal estimates. It is unlikely that such estimates reflect a direct causal effect, so whether this identifies a bias is debatable.

Some may argue that a direct causal effect of race on stopping, $X \rightarrow S$, is justified because of differences in crime rates across racial groups, $X \rightarrow C$. According to this argument, patrolling certain crime-intensive areas more often, or being called to a scene more frequently, is a result of such crime rate differences across racial groups. Someone’s race may be predictive of the probability that a situation will involve criminal activity, and consequently that an individual should be stopped. Hence, different stopping rates for different racial groups may be justified because of different rates of involvement in criminal activities. Fryer (2019) calls this statistical discrimination in contrast to preference-based discrimination.

To fully appreciate the complexity of this situation, a proper understanding of causality is essential. There is also a connection with the discussion of fairness in AI in Section IV. Suppose there is no direct causal effect of race X on crime C , as illustrated in the causal model in Fig. 8b. However, suppose there is a racial bias in being jailed for a crime, $X \rightarrow J$. That is, whether someone is jailed J depends not only on the crime C they committed, but also on their race X . In addition, suppose there are some behavioural features B that influence whether someone commits a crime C . These behavioural features B are independent of race X , so there is no causal effect of race X on crime C . Now, suppose we want to predict crime \hat{C} . If we only predict crime \hat{C} based on B , \hat{C} is a fair predictor and shows no racial bias or disparity. However, if we also consider having been in jail J in the prediction, \hat{C} suffers from a racial disparity.

Studies that analyse the convicted population, exactly as is done in ‘benchmark’ approaches (Cesario, Johnson, and Terrill, 2019), condition implicitly on J . Since J is a collider, $X \rightarrow J \leftarrow C$, race X then becomes predictive of crime C , even though there is no causal effect of race on crime. When the prediction \hat{C} is actually used in practice, it will lead to a feedback loop, that is, \hat{C} will affect the stopping rate S , which will in turn af-

fect whether someone is jailed J . When analysing the convicted population a few years after introducing the prediction \hat{C} , racial differences in crime will again be apparent, seemingly confirming the correctness of the prediction \hat{C} . However, this prediction is correct exactly because it exhibits a racial disparity that influences whether someone is stopped S and jailed J . It does not reflect a causal effect of race X on crime C . Hence, the racial bias in being jailed J leads to downstream racial disparities and these disparities then have a self-reinforcing effect. This is a prime example of what O’Neil (2016) would call a pernicious feedback loop. Even when using AI ‘just for prediction’, whenever we act upon a prediction, we enter causal territory. Such pernicious feedback loops are not limited to AI, and may equally well operate in social processes like the one discussed here.

VII. DISCUSSION

We propose definitions of bias and disparity using the framework of structural causal models (Pearl, 2009). We define a bias as a direct causal effect that is unjustified. A bias involves both a variable that acts as the cause and a variable that acts as the outcome. For example, in the case of a gender bias in hiring, someone’s gender is the cause and whether someone gets hired is the outcome. Whether a certain causal effect is considered justified or not is an ethical question and cannot be determined empirically on the basis of data. We see disparity as a broader concept than bias. We define a disparity as a direct or indirect causal effect that includes a bias. There is a disparity of X in Y if at least one link on a causal pathway from X to Y represents a bias. If there is a disparity of X in Y , the outcome Y is considered unfair with respect to X .

Understanding whether an observed difference represents a bias, a disparity or neither of these is important. If a difference does not represent a bias or disparity, there probably is no need for a policy intervention. If a difference does represent a bias or disparity, this offers a ground for intervening. When intervening to correct a disparity, it is important to know where in the causal pathway the bias is located. If possible, the intervention should be aimed at correcting the bias. Interventions elsewhere in the causal pathway (e.g., affirmative action) may sometimes be deemed necessary, but they do not solve the fundamental problem of the bias. Without a proper causal understanding, we run the risk of making incorrect policy recommendations, which may sometimes even yield the opposite outcome of what was intended.

The notion of fairness has been discussed extensively in the AI literature (Oneto and Chiappa, 2020). Several popular fairness definitions in AI are incompatible with the notion of fairness underlying our definitions of bias and disparity. These fairness definitions in AI classify predictions as fair that are considered unfair according to our definitions, and vice versa. Unlike the fairness

definitions in AI analysed in this paper, our definitions acknowledge that fairness requires an ethical judgement and cannot be determined from data alone. Counterfactual fairness (Chiappa, 2019) is a promising approach to fairness in AI that is closely related to our definitions of bias and disparity. Whether AI techniques can be applied without reproducing existing biases in data depends on our causal understanding of the data at hand. With a proper understanding of causality, AI might reduce biases that currently prevail in the real world. However, simplistic fairness definitions that ignore causality are problematic and are likely to perpetuate biases. Moreover, using AI ‘just for prediction’ is no escape: whenever we act upon a prediction, we enter causal territory.

Explicit definitions of the concepts of bias and disparity are rarely provided in the literature. We believe that our proposed definitions reflect the intuitive understanding that many researchers have of these concepts. We hope that our definitions will help researchers to reason in more precise ways about biases and disparities and will contribute to more consistency in the use of these concepts in the literature.

ACKNOWLEDGEMENT

We would like to thank Giovanni Colavizza, Jackie Ashkin, Lisette Jong and Ingeborg Meijer for discussions

and feedback on the topic of this paper.

AUTHOR CONTRIBUTIONS

Both authors contributed to the conceptualisation. VT wrote the original draft, and LW reviewed and edited the draft.

COMPETING INTERESTS

The authors declare no competing interests.

FUNDING INFORMATION

The authors acknowledge no funding for this paper.

REFERENCES

- Abramovich, F. and Ritov, Y., *Statistical Theory: A Concise Introduction* (CRC Press, 2013).
- Adamo, S. A., “Attrition of women in the biological sciences: Workload, motherhood, and other explanations revisited,” *Bioscience* **63**, 43–48 (2013), 10.1525/bio.2013.63.1.9.
- Albers, C. J., “Dutch research funding, gender bias, and Simpson’s paradox,” *Proc. Natl. Acad. Sci. U. S. A.* **112**, E6828–9 (2015), 10.1073/pnas.1518936112.
- AlShebli, B., Makovi, K., and Rahwan, T., “The association between early career informal mentorship in academic collaborations and junior author performance,” *Nat. Commun.* **11**, 5855 (2020), 10.1038/s41467-020-19723-8.
- Andersen, J. P., Schneider, J. W., Jagsi, R., and Nielsen, M. W., “Gender variations in citation distributions in medicine are very small and due to self-citation and journal prestige,” *eLife* **8** (2019), 10.7554/eLife.45374.
- Baer, B. R., Gilbert, D. E., and Wells, M. T., “Fairness criteria through the lens of directed acyclic graphical models,” (2019), arXiv:1906.11333 [cs.CY].
- Barocas, S., Hardt, M., and Narayanan, A., *Fairness in Machine Learning* (2020).
- Blank, R. M., “The effects of double-blind versus single-blind reviewing: Experimental evidence from The American Economic Review,” *Am. Econ. Rev.* **81**, 1041–1067 (1991).
- Budden, A., Tregenza, T., Aarssen, L., Koricheva, J., Leimu, R., and Lortie, C., “Double-blind review favours increased representation of female authors,” *Trends Ecol. Evol.* **23**, 4–6 (2008), 10.1016/j.tree.2007.07.008.
- Carlsson, M., Finseraas, H., Midtbøen, A. H., and Rafnsdóttir, G. L., “Gender bias in academic recruitment? Evidence from a survey experiment in the Nordic region,” *Eur. Sociol. Rev.* (2020), 10.1093/esr/jcaa050.
- Ceci, S. J. and Williams, W. M., “Understanding current causes of women’s underrepresentation in science,” *Proc. Natl. Acad. Sci. U. S. A.* **108**, 3157–3162 (2011), 10.1073/pnas.1014871108.
- Cesario, J., “On selective emphasis, broad agreement, and future directions: Reply to Ross, Winterhalder, & McElreath,” 10.31234/osf.io/2p5eg (2020).
- Cesario, J., “What can experimental studies of bias tell us about real-world group disparities?” *Behav. Brain Sci.*, 1–82 (2021), 10.1017/S0140525X21000017.
- Cesario, J., Johnson, D. J., and Terrill, W., “Is there evidence of racial disparity in police use of deadly force? Analyses of officer-involved fatal shootings in 2015–2016,” *Soc. Psychol. Personal. Sci.* **10**, 586–595 (2019), 10.1177/1948550618775108.
- Chiappa, S., “Path-specific counterfactual fairness,” *Proceedings of the AAAI Conference on Artificial Intelligence* **33**, 7801–7808 (2019), 10.1609/aaai.v33i01.33017801.
- Cole, J. R. and Zuckerman, H., “The productivity puzzle: Persistence and change in patterns of publication of men and women scientists,” *Adv. Motiv. Achiev.* **2**, 217–258 (1984).
- Cole, J. R. and Zuckerman, H., “Marriage, motherhood and research performance in science,” *Sci. Am.* **256**, 119–125 (1987), 10.1038/scientificamerican0287-119.
- Cruz-Castro, L. and Sanz-Menéndez, L., “Grant allocation disparities from a gender perspective: Literature review. synthesis report,” 10.20350/digitalCSIC/10548, Tech. Rep. (GRANteD Project, 2020).
- Derrick, G. E., Chen, P.-Y., Van Leeuwen, T., Lariviere, V., and Sugimoto, C. R., “The academic motherload: Models of par-

- enting engagement and the effect on academic productivity and performance,” (2021), [arXiv:2108.05376 \[physics.soc-ph\]](#).
- Dworkin, J. D., Linn, K. A., Teich, E. G., Zurn, P., Shinohara, R. T., and Bassett, D. S., “The extent and drivers of gender imbalance in neuroscience reference lists,” *Nat. Neurosci.*, 1–9 (2020), [10.1038/s41593-020-0658-y](#).
- Forscher, P. S., Cox, W. T. L., Brauer, M., and Devine, P. G., “Little race or gender bias in an experiment of initial review of NIH R01 grant proposals,” *Nat. hum. behav.* **3**, 257–264 (2019), [10.1038/s41562-018-0517-y](#).
- Fry, H., *Hello World: How to be Human in the Age of the Machine* (Black Swan, 2019).
- Fryer, R., “Reconciling results on racial differences in police shootings,” *AEA Papers and Proceedings* **108**, 228–233 (2018), [10.1257/pandp.20181004](#).
- Fryer, Jr, R. G., “An empirical analysis of racial differences in police use of force,” *J. Polit. Econ.* **127**, 1210–1261 (2019), [10.1086/701423](#).
- Gelman, A., Fagan, J., and Kiss, A., “An analysis of the New York city police department’s “stop-and-frisk” policy in the context of claims of racial bias,” *J. Am. Stat. Assoc.* **102**, 813–823 (2007), [10.1198/016214506000001040](#).
- Greenwald, A. G. and Banaji, M. R., “Implicit social cognition: attitudes, self-esteem, and stereotypes,” *Psychol. Rev.* **102**, 4–27 (1995), [10.1037/0033-295x.102.1.4](#).
- Grisard, D., ““Real men wear pink”? A gender history of color,” in *Bright Modernity: Color, Commerce, and Consumer Culture*, edited by R. L. Blaszczyk and U. Spiekermann (Springer International Publishing, Cham, 2017) pp. 77–96, [10.1007/978-3-319-50745-3_4](#).
- Hagan, A. K., Topçuoğlu, B. D., Gregory, M. E., Barton, H. A., and Schloss, P. D., “Women are underrepresented and receive differential outcomes at ASM journals: A six-year retrospective analysis,” *MBio* **11** (2020), [10.1128/mBio.01680-20](#).
- Hirschfield, P. J., “Lethal policing: Making sense of American exceptionalism,” *Sociol. Forum* **30**, 1109–1117 (2015), [10.1111/socf.12200](#).
- Hofstra, B., McFarland, D. A., Smith, S., and Jurgens, D., “Diversifying the professoriate,” *Socius* **8** (2022), [10.1177/23780231221085118](#).
- Holland, P. W., “Statistics and causal inference,” *J. Am. Stat. Assoc.* **81**, 945–960 (1986), [10.1080/01621459.1986.10478354](#).
- Holland, P. W., “Causation and race,” *ETS res. rep. ser.* **2003**, i–21 (2003), [10.1002/j.2333-8504.2003.tb01895.x](#).
- Huang, J., Gates, A. J., Sinatra, R., and Barabási, A.-L. L., “Historical comparison of gender inequality in scientific careers across countries and disciplines,” *Proc. Natl. Acad. Sci. U. S. A.* **117**, 4609–4616 (2020), [10.1073/pnas.1914221117](#).
- Kahneman, D., *Thinking, Fast and Slow* (Farrar, Straus and Giroux, 2011).
- Kahneman, D. and Tversky, A., “Prospect theory: An analysis of decision under risk,” in *Handbook of the Fundamentals of Financial Decision Making*, Handbook in Financial Economics Series, Vol. 4 (World Scientific, 2012) pp. 99–127, [10.1142/9789814417358_0006](#).
- Kaminski, D. and Geisler, C., “Survival analysis of faculty retention in science and engineering by gender,” *Science* **335**, 864–866 (2012), [10.1126/science.1214844](#).
- Kendi, I. X., *Stamped from the Beginning: The Definitive History of Racist Ideas in America* (National Book Award Winner), reprint edition ed. (Bold Type Books, 2017).
- King, M. M., Bergstrom, C. T., Correll, S. J., Jacquet, J., and West, J. D., “Men set their own cites high: Gender and self-citation across fields and over time,” *Socius* **3**, 2378023117738903 (2017), [10.1177/2378023117738903](#).
- Knox, D., Lowe, W., and Mummolo, J., “Administrative records mask racially biased policing,” *Am. Polit. Sci. Rev.* **114**, 619–637 (2020), [10.1017/s0003055420000039](#).
- Kohler-Hausmann, I., “Eddie Murphy and the dangers of counterfactual causal thinking about detecting racial discrimination,” *Nw. U. L. Rev.* **113**, 1163 (2018).
- Kusner, M. J., Loftus, J. R., Russell, C., and Silva, R., “Counterfactual fairness,” (2017), [arXiv:1703.06856 \[stat.ML\]](#).
- Larivière, V., Ni, C., Gingras, Y., Cronin, B., and Sugimoto, C. R., “Bibliometrics: global gender disparities in science,” *Nature* **504**, 211–213 (2013), [10.1038/504211a](#).
- Lee, C. J., Sugimoto, C. R., Zhang, G., and Cronin, B., “Bias in peer review,” *J. Am. Soc. Inf. Sci. Technol.* **64**, 2–17 (2013), [10.1002/asi.22784](#).
- van der Lee, R. and Ellemers, N., “Gender contributes to personal research funding success in The Netherlands,” *Proc. Natl. Acad. Sci. U. S. A.* **112**, 12349–12353 (2015), [10.1073/pnas.1510159112](#).
- Lerchenmueller, M. J. and Sorenson, O., “The gender gap in early career transitions in the life sciences,” *Res. Policy* **47**, 1007–1017 (2018), [10.1016/j.respol.2018.02.009](#).
- Lindquist, K. A., Gruber, J., Schleider, J. L., Beer, J. S., Bliss-Moreau, E., and Weinstock, L., “Flawed data and unjustified conclusions cannot elevate the status of women in science,” [10.31234/osf.io/qn3ae](#) (2020).
- Loftus, J. R., Russell, C., Kusner, M. J., and Silva, R., “Causal reasoning for algorithmic fairness,” (2018), [arXiv:1805.05859 \[cs.AI\]](#).
- McElreath, R., *Statistical Rethinking: A Bayesian Course with Examples in R and STAN* (CRC Press, 2020).
- Mehrabi, N., Morstatter, F., Saxena, N., Lerman, K., and Galstyan, A., “A survey on bias and fairness in machine learning,” (2019), [arXiv:1908.09635 \[cs.LG\]](#).
- Mishra, S., Fegley, B. D., Diesner, J., and Torvik, V. I., “Self-citation is the hallmark of productive authors, of any gender,” *PLoS One* **13**, e0195773 (2018), [10.1371/journal.pone.0195773](#).
- O’Neil, C., *Weapons of Math Destruction: How Big Data Increases Inequality and Threatens Democracy* (Crown, 2016).
- Oneto, L. and Chiappa, S., “Fairness in machine learning,” in *Recent Trends in Learning From Data: Tutorials from the INNS Big Data and Deep Learning Conference (INNSBDDL2019)*, edited by L. Oneto, N. Navarin, A. Sperduti, and D. Anguita (Springer International Publishing, Cham, 2020) pp. 155–196, [10.1007/978-3-030-43883-8_7](#).
- Pearl, J., *Causality* (Cambridge University Press, 2009).
- Pearl, J., “Does obesity shorten life? Or is it the soda? On non-manipulable causes,” *J. Causal Inference* **6** (2018), [10.1515/jci-2018-2001](#).
- Pearl, J. and Bareinboim, E., “External validity: From do-calculus to transportability across populations,” *Stat. Sci.* **29**, 579–595 (2014), [10.1214/14-STS486](#).
- Pearl, J., Glymour, M., and Jewell, N. P., *Causal Inference in Statistics: A Primer* (John Wiley & Sons, 2016).
- Pearl, J. and MacKenzie, D., *The Book of Why* (Basic Books, New York, 2018).
- Rinia, E. J., van Leeuwen, T. N., van Vuren, H. G., and van Raan, A. F. J., “Influence of interdisciplinarity on peer-review and bibliometric evaluations in physics research,” *Res. Policy* **30**, 357–361 (2001), [10.1016/S0048-7333\(00\)00082-2](#).
- Rohrer, J. M., Schumke, S. C., and McElreath, R., “The only thing that can stop bad causal inference is good causal inference,” [10.31234/osf.io/mz5jx](#) (2021).
- Ross, C. T., “A multi-level Bayesian analysis of racial bias in police shootings at the county-level in the United States, 2011–2014,” *PLoS One* **10**, e0141854 (2015), [10.1371/journal.pone.0141854](#).
- Ross, C. T., Winterhalder, B., and McElreath, R., “Resolution of apparent paradoxes in the race-specific frequency of use-of-force by police,” *Palgrave Commun.* **4**, 1–9 (2018), [10.1057/s41599-018-0110-z](#).
- Ross, C. T., Winterhalder, B., and McElreath, R., “Racial disparities in police use of deadly force against unarmed individuals persist after appropriately benchmarking shooting data on violent crime rates,” *Soc. Psychol. Personal. Sci.* **12**, 323–332 (2021), [10.1177/1948550620916071](#).
- Squazzoni, F., Bravo, G., Farjam, M., Marusic, A., Mehmani, B.,

- Willis, M., Birukou, A., Dondio, P., and Grimaldo, F., “Peer review and gender bias: A study on 145 scholarly journals,” *Sci. Adv.* **7**, eabd0299 (2021), [10.1126/sciadv.abd0299](https://doi.org/10.1126/sciadv.abd0299).
- Steinpreis, R. E., Anders, K. A., and Ritzke, D., “The impact of gender on the review of the curricula vitae of job applicants and tenure candidates: A national empirical study,” *Sex Roles* **41**, 509–528 (1999), [10.1023/A:1018839203698](https://doi.org/10.1023/A:1018839203698).
- Sumner, J. L., “The gender balance assessment tool (GBAT): A web-based tool for estimating gender balance in syllabi and bibliographies,” *PS Polit. Sci. Polit.* **51**, 396–400 (2018), [10.1017/S1049096517002074](https://doi.org/10.1017/S1049096517002074).
- Teich, E. G., Kim, J. Z., Lynn, C. W., Simon, S. C., Klishin, A. A., Szymula, K. P., Srivastava, P., Bassett, L. C., Zurn, P., Dworkin, J. D., and Bassett, D. S., “Citation inequity and gendered citation practices in contemporary physics,” (2021), [arXiv:2112.09047 \[physics.soc-ph\]](https://arxiv.org/abs/2112.09047).
- Tomkins, A., Zhang, M., and Heavlin, W. D., “Reviewer bias in single- versus double-blind peer review,” *Proc. Natl. Acad. Sci. U. S. A.* **114**, 12708–12713 (2017), [10.1073/pnas.1707323114](https://doi.org/10.1073/pnas.1707323114).
- VanderWeele, T. J. and Robinson, W. R., “On the causal interpretation of race in regressions adjusting for confounding and mediating variables,” *Epidemiology* **25**, 473–484 (2014), [10.1097/EDE.0000000000000105](https://doi.org/10.1097/EDE.0000000000000105).
- Wang, J., Veugelers, R., and Stephan, P., “Bias against novelty in science: A cautionary tale for users of bibliometric indicators,” *Res. Policy* **46**, 1416–1436 (2017), [10.1016/j.respol.2017.06.006](https://doi.org/10.1016/j.respol.2017.06.006).
- Witteman, H. O., Hendricks, M., Straus, S., and Tannenbaum, C., “Are gender gaps due to evaluations of the applicant or the science? A natural experiment at a national funding agency,” *Lancet* **393**, 531–540 (2019), [10.1016/S0140-6736\(18\)32611-4](https://doi.org/10.1016/S0140-6736(18)32611-4).