

Lecture Notes on Neural Information Retrieval

arXiv:2207.13443v1 [cs.IR] 27 Jul 2022

Nicola Tonello
nicola.tonello@unipi.it

Version date: July 28, 2022
Copyright ©2022. All rights reserved.

These lecture notes focus on the recent advancements in neural information retrieval, with particular emphasis on the systems and models exploiting transformer networks. These networks, originally proposed by Google in 2017, have seen a large success in many natural language processing and information retrieval tasks. While there are many fantastic textbooks on information retrieval [Büttcher et al. 2010, Manning et al. 2008] and natural language processing [Jurafsky and Martin 2009], as well as specialised books for a more advanced audience [Cambazoglu and Baeza-Yates 2015, Lin et al. 2021, Liu 2009, Tonello et al. 2018], these lecture notes target people aiming at developing a basic understanding of the main information retrieval techniques and approaches based on deep learning.

These notes have been prepared for a graduate course of the MSc program in Artificial Intelligence and Data Engineering at the University of Pisa, Italy. Part of the material is inspired by other works, and when this is done a reference is obviously provided to the original. I would like to warmly thank all the students and colleagues who read these notes, gave me their feedback and sent me their corrections, that allowed to fix many errors on the original manuscript.

I am aware that this document is far from perfect, and I am eager to improve it. Feel free to contact me if you have any comments, suggestions and/or if you find typos/mistakes.

Version History

27/07/2022 Initial version.

Contents

1	Text Representations for Ranking	8
1.1	One-hot Encodings	9
1.2	LTR Features	10
1.3	Word Embeddings	10
2	Interaction-focused Systems	12
2.1	Convolutional Neural Networks	12
2.2	Pre-trained Language Models	14
2.3	Ranking with Encoder-only Models	16
2.4	Ranking with Encoder-decoder Models	18
2.5	Fine-tuning Interaction-focused Systems	20
2.6	Dealing with long texts	21
3	Representation-focused Systems	21
3.1	Single Representations	22
3.2	Multiple Representations	23
3.3	Fine-tuning Representation-focused Systems	26
4	Retrieval Architectures and Vector Search	28
4.1	Retrieval architectures	28
4.2	MIP and NN Search Problems	29
4.3	Locality sensitive hashing approaches	31
4.4	Vector quantisation approaches	32
4.5	Graph approaches	33
4.6	Optimisations	34
5	Learned Sparse Retrieval	35
5.1	Document expansion learning	36
5.2	Impact score learning	37
5.3	Sparse representation learning	40
6	Conclusions	41

This page intentionally left blank.

Introduction

Text Information Retrieval (IR) systems focus on retrieving text documents able to fulfill the information needs of their users, typically expressed as textual queries. Over the years, this inherently vague description has been formalised and characterised by the specific nature of documents, information needs, and users. At the core of the formalisation lies the concept of relevance of a document with respect to a query, and how to estimate their relevance. Over the years, many different ranking models have been proposed to estimate the relevance of documents in response to a query. These models depend on the information provided by the queries and the documents, that are exploited to derive “relevance signals”. Many ranking models have been developed over the years, ranging from Boolean models to probabilistic and statistical language models. These “bag of words” models leverage the presence or the number of occurrences of query terms in the documents to infer their relevance to a query, exploiting hand-crafted functions to combine these occurrences such as BM25. With the rise of the Web and social platforms, more sources of relevance information about documents have been identified. Machine learning methods have been proved effective to deal with this abundance of relevance signals, and their application to rank the documents in order of relevance estimates w.r.t. a query has given birth to many learning-to-rank (LTR) models. Relevance signals are input features in LTR models, and they are often designed by hand, a time-consuming process. Motivated by their breakthroughs in many computer vision and natural language processing tasks, neural networks represent the current state-of-the-art approach in ranking documents w.r.t. query relevance. Neural Information Retrieval focuses on retrieving text documents able to fulfill the information needs of their users exploiting deep neural networks. In neural IR, neural networks are typically used in two different ways: to learn the ranking functions combining the relevance signals to produce an ordering of documents, and to learn the abstract representations of documents and queries to capture their relevance information. In the following, we provide an introduction to the recent approaches in neural IR. Since the research in the field is rapidly evolving, we do not pretend to cover every single aspect of neural IR, but to provide a principled introduction to the main ideas and existing systems in the field. When available, we provide links to relevant and more detailed surveys.

Here is a quick overview over what the sections are about. Section 1 provides a short depiction of the different representations for text adopted in IR, from the classical one-hot encodings to learning-to-rank features to word embeddings. Section 2 presents the main neural architectures for computing a joint representation of query and docu-

ment pairs for relevance ranking. Section 3 focuses on the neural architectures specifically tailored for learning abstract complex representations of query and documents texts independently. Section 4 overviews the deployment schemes adopted in neural IR systems, together with an overview of the most common dense retrieval indexes supporting exact and approximate nearest neighbour search. Section 5 discusses the current approaches in learned sparse retrieval, dealing with the learning of low dimensional representations of documents amenable to be stored in an inverted index or similar data structures. Finally, Section 6 draws concluding remarks.

Notes

In the following, we will refer to the textual contents of queries and documents as *text*, and we will refer to long documents and short documents, also known as passages, as *documents*, according to common practice in neural IR. In IR, tokenisation algorithms, implemented by tokenisers, decompose both query and document texts into atomic units of text called *tokens*. The atomic units of text can represent whole *words*, e.g., *username* or *sub-words*, e.g., *user##* and *##name*, depending on the tokenisation algorithm employed to decomposed them. The collection of unique tokens in a text collection is called a *vocabulary*, whose elements are called *terms*. These terms in turn correspond to words or sub-words in queries and documents, depending on the tokenisation algorithm.

Moreover, for simplicity, we will describe the linear neural layer $y = Ax + b$, where A is the weight matrix and b is the bias vector, using the simplified notation $y = Wx$, representing exactly the same layer without explicitly referring to the bias vector.

List of Symbols

\mathbb{N}	the set of natural numbers
\mathbb{R}	the set of real numbers
\mathbb{R}^n	the set of vectors, or <i>embeddings</i> , that consist of n real-valued entries
V_1, V_2, V_3	latent representation spaces
V	a vector space
w	a term (word or sub-word)
t	a text, composed by tokens (words or sub-words)
d	a text document, composed by tokens (words or sub-words)
q	a text query, composed by tokens (words or sub-words)
\mathcal{V}	a vocabulary, whose elements are terms
\mathcal{D}	a document collection, whose elements are documents
\mathcal{Q}	a query log, whose elements are queries
$\phi(q), \phi$	an embedding of the query q
$\psi(d), \psi$	an embedding of the document d
$\eta(q, d)$	an embedding of the query-document pair q, d
ϕ_1, ϕ_2, \dots	components of a query embedding or generic query embeddings
ψ_1, ψ_2, \dots	component of a document embedding or generic document embeddings
$s(q, d)$	the relevance score of the document d w.r.t. the query q
$f(\cdot)$	an embedding aggregation function
k, m, n	positive integer values
ℓ	dimension of output embeddings of transformer architectures, e.g., BERT and T5 models; if not otherwise specified, $\ell = 768$
[CLS]	a special classification token in BERT and T5 models
[SEP]	a special separation token in BERT and T5 models
[OUT]	a special output token in T5 models
q_1, \dots, q_m	query tokens
d_1, \dots, d_n	document tokens

1 Text Representations for Ranking

According to the Probability Ranking Principle [Robertson 1977], under certain assumptions, for a given user’s query, documents in a collection should be ranked in order of the (decreasing) probability of relevance w.r.t. the query, to maximise the overall effectiveness of a retrieval system for the user. The task of *ad-hoc ranking* is, for each query, to compute a ordering of the documents equivalent or most similar to the optimal ordering based on the probability of relevance. It is common to limit the documents to be ordered to just the top k documents in the optimal ordering

Let \mathcal{D} denote a collection of (text) documents, and \mathcal{Q} denote a log of (text) queries. Queries and documents share the same vocabulary \mathcal{V} of terms. A *ranking function*, also known as *scoring function*, $s : \mathcal{Q} \times \mathcal{D} \rightarrow \mathbb{R}$ computes a real-valued score for the documents in the collection \mathcal{D} w.r.t. the queries in the log \mathcal{Q} . Given a query q and a document d , we call the value $s(q, d)$ *relevance score* of the document w.r.t. the query. For a given query, the scores of the documents in the collection can be used to induce an ordering of the documents, in reverse value of score. The closer this induced ordering is to the optimal ordering, the more effective an IR system based on the scoring function is.

Without loss of generality, the scoring function $s(q, d)$ can be further decomposed as:

$$s(q, d) = f(\phi(q), \psi(d), \eta(q, d)), \quad (1)$$

where $\phi : \mathcal{Q} \rightarrow V_1$, $\psi : \mathcal{D} \rightarrow V_2$, and $\eta : \mathcal{Q} \times \mathcal{D} \rightarrow V_3$ are three *representation functions*, mapping queries, documents, and query-document pairs into the *latent representation spaces* V_1 , V_2 , and V_3 , respectively [Guo et al. 2020]. These functions build abstract mathematical representations of the text sequences of documents and queries amenable for computations. The elements of these vectors represent the features used to describe the corresponding objects, and the *aggregation function* $f : V_1 \times V_2 \times V_3 \rightarrow \mathbb{R}$ computes the relevance score of the document representation w.r.t. the query representation.

The representation functions ϕ , ψ and η , and the aggregation function f can be designed by hand, leveraging some axioms or heuristics, or computed through machine learning algorithms. In the following, we will overview the representation functions adopted in classical IR (Section 1.1), in LTR scenarios (Section 1.2) and the recently proposed word embeddings (Section 1.3).

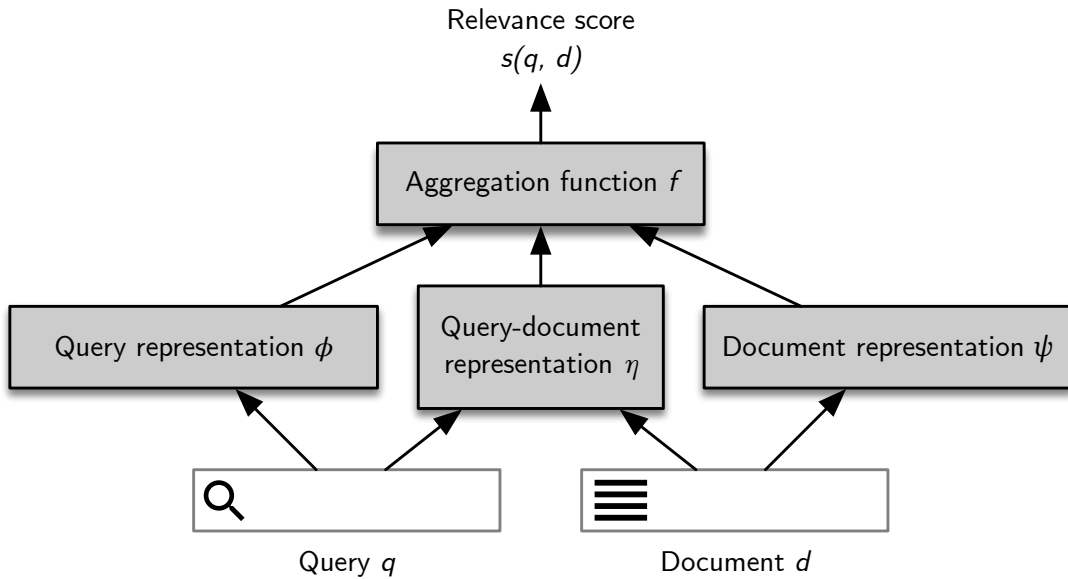


Figure 1: Representation-based decomposition of a ranking function. Adapted from [Guo et al. 2020].

1.1 One-hot Encodings

In classical IR, both representation and aggregation functions are designed manually, incorporating some lexical statistics such as number of occurrences of terms in a document or in the whole collection. Classical IR ranking models, e.g., vector space models [Salton et al. 1975], probabilistic models [Robertson and Zaragoza 2009] and statistical language models [Ponte and Croft 1998], are based on the *bag of words* model, where queries and documents are represented as a set of terms from the vocabulary \mathcal{V} together with the number of occurrences of the corresponding tokens in the text. More formally, queries and documents are represented as vectors $\phi(q)$ and $\psi(d)$ in $\mathbb{N}^{|\mathcal{V}|}$, called *one-hot encodings*, where the i -th component of both representations encodes the number of occurrences of the term $w_i \in \mathcal{V}$ in the corresponding text. The query-document representation function η is not present in these ranking functions. The aggregation function f over these representations is an explicit formula taking into account the components of the query and document representations, i.e., the in-query and in-document term frequencies, together with other document normalisation operations. These representations are referred to as *sparse representations*, since most of their components are equal to 0 because they corresponds to tokens not appearing in the query/document. Sparse representations can be trivially computed and are efficiently stored in specialised data structures called *inverted indexes*, which represent the backbone of commercial Web search engine [Cambazoglu and Baeza-Yates 2015]; see [Büttcher et al. 2010, Manning et al. 2008, Tonello et al. 2018] for more details on

inverted indexes and classical IR ranking models.

1.2 LTR Features

With the advent of the Web, new sources of relevance information about the documents have been made available. The importance of a Web page, e.g., PageRank, additional document statistics, e.g., term frequencies in the title or anchors text, and search engine interactions, e.g., clicks, can be exploited as relevance signals. Moreover, collaborative and social platforms such as Wikipedia, Twitter and Facebook represent new sources of relevance signals. These relevance signals have been exploited to build richer query and document representations in LTR. The relevance signals extracted from queries and/or documents are called *features*. There are various classes of these features [Bendersky et al. 2011, Macdonald et al. 2012], such as:

- *query-only* features, i.e., components of $\phi(q)$: query features with the same value for each document, such as query type, query length, and query performance predictors.
- *query-independent* features, i.e., components of $\psi(d)$: document features with the same value for each query, such as importance score, URL length, and spam score;
- *query-dependent* features, i.e., components of $\eta(q, d)$: document features that depend on the query, such as different term weighting models on different fields.

In LTR, the representation functions are hand-crafted: exploiting the relevance signals from heterogeneous information sources, the different components of query and document representations are computed with feature-specific algorithms. Hence, the representation $\phi(q)$, $\psi(d)$, and $\eta(q, d)$ are elements of vector spaces over \mathbb{R} , but whose dimensions depend on the number of hand-crafted query-only, query-independent, and query-dependent features, respectively. Moreover the different components of these vectors are heterogeneous, and do not carry any specific semantic meaning. Using these representations, in LTR the aggregation function f is machine-learned, for example using logistic regression [Gey 1994], gradient-boosted regression trees [Burges 2010] or neural networks [Burges et al. 2005]; see [Liu 2009] for a detailed survey.

1.3 Word Embeddings

Both one-hot encodings and LTR features are widely adopted in commercial search engine, but they suffer from several limitations. On the one hand, semantically-related

terms end up having completely different one-hot encodings. Although the two terms catalogue and directory can be considered synonyms, their one-hot encodings are completely different, with the single 1 appearing in different components. Similarly, two different documents on a same topic can end up having two un-related one-hot encoding. On the other hand, LTR features create text representations by hand via feature engineering, with heterogeneous components and no explicit concept of similarity.

In the 1950s, many linguists formulated the *distributional hypothesis*: words that occur in the same contexts tend to have similar meanings [Harris 1954]. According to this hypothesis, the meaning of words can be inferred by their usage together with other words in existing texts. Hence, by leveraging the large text collections available, it is possible to learn useful representations of terms, and devise new methods to use these representations to build up more complex representations for queries and documents. These learned representations are vectors in \mathbb{R}^n , with $n \ll |\mathcal{V}|$, called *distributional representations* or *word embeddings*. The number of dimensions n ranges approximatively from 50 to 1000 components, instead of the vocabulary size $|\mathcal{V}|$. Moreover, the components of word embeddings are rarely 0: they are real numbers, and can also have negative values. Hence, word embeddings are also referred to as *dense representations*. Among the different techniques to compute these representations, there are algorithms to compute global representations of the words, i.e., a single fixed embedding for each term in the vocabulary, called *static word embeddings*, and algorithms to compute local representations of the terms, which depend on the other tokens used together with a given term, i.e., its context, called *contextualised word embeddings*. Static word embeddings used in neural IR are learned from real-world text with no explicit training labels: the text itself is used in a self-supervised fashion to compute word representations. There are different kinds of static word embeddings, for different languages, such as word2vec [Mikolov et al. 2013], fasttext [Joulin et al. 2017] and GloVe [Pennington et al. 2014]. Static word embeddings map terms with multiple senses into an average or most common sense representation based on the training data used to compute the vectors; each term in the vocabulary is associated with a single vector. Contextualised word embeddings map tokens used in a particular context to a specific vector; each term in the vocabulary is associated with a different vector every time it appears in a document, depending on the surrounding tokens. The most popular contextualised word embeddings are learned with deep neural networks such as the Bidirectional Encoder Representations from Transformers (BERT) [Devlin et al. 2019], the Robustly Optimized BERT Approach (RoBERTa) [Liu et al. 2019], and the Generative Pre-Training models (GPT) [Radford and Narasimhan 2018].

In neural IR, word embeddings are used to compute the representation functions ϕ , ψ and η , and the aggregation function f through (deep) neural networks. Depending on the assumptions over the representation functions, the neural ranking models can be classified in interaction-focused models and representation-focused models. In interaction-focused models, the query-document representation function $\eta(q, d)$, taking into account the interaction between the query and document contents, is explicitly constructed and used as input to a deep neural network, or it is implicitly generated and directly used by a deep neural network. In representation-focused models, the query-document representation function $\eta(q, d)$ is not present; query and document representations $\phi(q)$ and $\psi(d)$ are computed independently by deep neural networks. In the following, we discuss the main interaction-focused models for ad-hoc ranking (Section 2) and representation-focused models for queries and documents (Section 3).

2 Interaction-focused Systems

The interaction-focused systems used in neural IR model the word and n -gram relationships across a query and a document using deep neural networks. These systems receive as input both a query q and a document d , and output a query-document representation $\eta(q, d)$. Among others, two neural network architectures have been investigated to build a representation of these relationships: convolutional neural networks and transformers. Convolutional neural networks represent one of the first approaches in building joint representations of queries and documents, as discussed in Section 2.1. Transformers represent the major turning point in neural IR, as their application to textual inputs gave birth to pre-trained language models, presented in Section 2.2. In neural IR, pre-trained language models are used to compute query-document representations, and the two main transformer models used for this task are BERT and T5 illustrated in Sections 2.3 and 2.4, respectively. Section 2.5 describes how pre-trained language models are fine-tuned to compute effective query-document representations, and Section 2.6 briefly discusses how pre-trained language models can deal with long documents.

2.1 Convolutional Neural Networks

A convolutional neural network is a family of neural networks designed to capture local patterns in structured inputs, such as images and texts [LeCun and Bengio 1998]. The core component of a convolutional neural network is the *convolution* layer, used in conjunction with feed forward and pooling layers. A convolutional layer can be

seen as a small linear filter, sliding over the input and looking for proximity patterns. Several neural models employ convolutional neural networks over the interactions between queries and documents to produce relevance scores. Typically, in these models, the word embeddings of the query and document tokens are aggregated into an *interaction matrix*, on top of which convolutional neural networks are used to learn hierarchical *proximity patterns* such as unigrams, bigrams and so on. Then, the final top-level proximity patterns are fed into a feed forward neural network to produce the relevance score $s(q, d)$ between the query q and the document d , as illustrated in Figure 2.

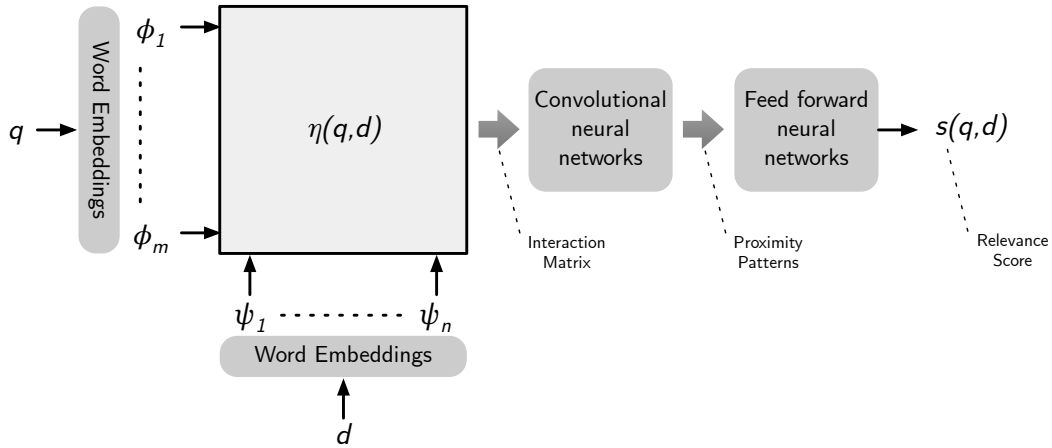


Figure 2: Scheme of an interaction-focused model based on convolutional neural networks.

The query q and the document d are tokenised into m and n tokens, respectively, and each token is mapped to a corresponding static word embedding. The interaction matrix $\eta(q, d) \in \mathbb{R}^{m \times n}$ is composed by the cosine similarities between a query token embedding and a document token embedding.

One of the first neural models leveraging the interaction matrix is the Deep Relevance Matching Model (DRMM) [Guo et al. 2016]). In DRMM, the cosine similarities of every query token w.r.t. the document tokens are converted into a discrete distribution using *hard bucketing*, i.e., into a query token histogram. Then the histogram of each query token is provided as input to a feed forward neural network to compute the final query token-document relevance score. These relevance scores are then aggregated through a IDF-based weighted sum across the different query terms. Instead of using hard bucketing, the Kernel-based Neural Ranking Model (KNRM) [Xiong et al. 2017] proposes to use Gaussian kernels to smoothly distribute the contribution of each cosine similarity across different buckets before providing the histograms with *soft bucketing* to the feed forward neural networks.

Both DRMM and KNRM exploit the interaction matrix, but they do not incorporate any convolutional layer. In the Convolutional KNRM model (ConvKNRM) [Dai et al. 2018], the query and document embeddings are first independently processed through k convolutional neural networks, to build unigram, bigram, up to k -gram embeddings. These convolutions allow to build word embeddings taking into account multiple close words at the same time. Then, k^2 cosine similarity matrices are build, between each combination of query and document n -gram embeddings, and these matrices are processed with KNRM. In the Position-Aware Convolutional Recurrent Relevant model (PACRR) [Hui et al. 2017], the interaction matrix is processed through several convolutional and pooling layers to take into account words proximity. Convolutional layers are used also in other similar neural models [Fan et al. 2018b, Hu et al. 2014, Hui et al. 2018, Pang et al. 2016, 2017].

2.2 Pre-trained Language Models

Static word embeddings map words with multiple senses into an average or most common-sense representation based on the training data used to compute the vectors. The vector of a word does not change with the other words used in a sentence around it. The *transformer* is a neural network designed to explicitly take into account the context of arbitrary long sequences of text, thanks to a special neural layer called *self-attention*, used in conjunction with feed forward and linear layers. The self-attention layer maps input sequences to output sequences of the same length. When computing the i -th output element, the layer can access all the n input elements (bidirectional self-attention) or only the first i input elements (causal self-attention). A self-attention layer allows the network to take into account the relationships among different elements in the same input. When the input elements are tokens of a given text, a self-attention layer computes token representations that take into account their context, i.e., the surrounding words. In doing so, the transformer computes *contextualised word embeddings*, where the representation of each input token is conditioned by the whole input text.

Transformers have been successfully applied to different NLP tasks, such as machine translation, summarisation, question answering and so on. All these tasks are special instance of a more general task, i.e., transforming a input text sequence to some output text sequence. The *sequence-to-sequence* model has been designed to address this general task. The sequence-to-sequence neural network is composed of two parts: an *encoder* model, which receives an input sequence and builds a contextualised representation of each input element, and a *decoder* model, which uses these contextu-

alised representations to generate a task-specific output sequence. Both models are composed by several stacked transformers. The transformers in the encoder employ bidirectional self-attention layers on the input sequence or the output sequence of the previous transformer. The transformers in the decoder employ causal self-attention on the previous decoder transformer’s output and bidirectional cross-attention of the output of the final encoder transformer’s output.

In neural IR, two specific instances of the sequence-to-sequence models have been studied: encoder-only models and encoder-decoder models. *Encoder-only models* receive as input all the tokens of a given input sentence, and they compute an output contextualised word embedding for each token in the input sentence. Representatives of this family of models include BERT [Devlin et al. 2019], RoBERTa [Liu et al. 2019], and DistilBERT [Sanh et al. 2019]. *Encoder-decoder models* generate new output sentences depending on the given input sentence. The encoder model receive as input all the tokens of a given sequence and builds a contextualised representation, and the decoder model sequentially accesses these embeddings to generate new output tokens, one token at a time. Representatives of this family of models include BART [Lewis et al. 2020] and T5 [Raffel et al. 2020].

Sequence-to-sequence models can be trained as language models, by projecting with a linear layer every output embedding to a given vocabulary and computing the tokens probabilities with a softmax operation. The softmax operation is a function $\sigma : \mathbb{R}^k \rightarrow [0, 1]^k$ that takes as input $k > 1$ real values z_1, z_2, \dots, z_k and transforms each input z_i as follows:

$$\sigma(z_i) = \frac{e^{z_i}}{\sum_{j=1}^k e^{z_j}} \quad (2)$$

The softmax operation normalises the input values it into a probability distribution. In the context of deep learning, the inputs of a softmax operation are usually called *logits*, and they represent the raw predictions generated by a multi-class classification model, turned into a probability distribution over the classes by the softmax operation.

Depending on the training objective, a sequence-to-sequence model can be trained as a *masked language model* (MLM), as for BERT, or a *casual language model* (CLM), as for T5. MLM training focuses on learning to predict missing tokens in a sequence given the surrounding tokens; CLM training focuses on predicting the next token in an output sequence given the preceding tokens in the input sequence. In both cases, it is commonplace to train these models using massive text data to obtain *pre-trained language models*. In doing so, we allow the model to learn general-purpose knowledge about a language that can be adapted afterwards to a more specific *downstream task*. In this *transfer learning* approach, a pre-trained language model is used as initial model

to fine-tune it on a domain-specific, smaller training dataset for the downstream target task. In other words, *fine-tuning* is the procedure to update the parameters of a pre-trained language model for the domain data and target task.

As illustrated in Figure 3, pre-training typically requires a huge general-purpose training corpus, such as Wikipedia or Common Crawl web pages, expensive computation resources and long training times, spanning several days or weeks. On the other side, fine-tuning requires a small domain-specific corpus focused on the downstream task, affordable computational resources and few hours or days of additional training. Special cases of fine-tuning are *few-shot learning*, where the domain-specific corpus is composed by a very limited number of training data, and *zero-shot learning*, where a pre-trained language model is used on a downstream task that it was not fine-tuned on.

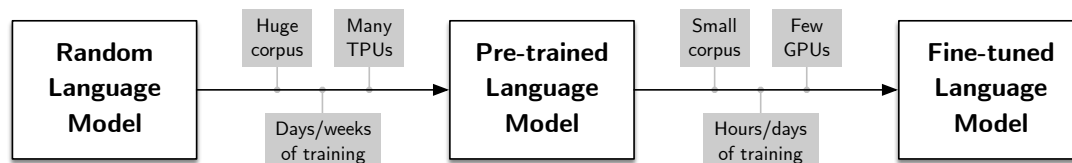


Figure 3: Transfer learning of a pre-trained language model to a fine-tuned language model.

In neural IR, the interaction-focused systems that use pre-trained language models are called *cross-encoder* models, as they receive as input a pair (q, d) of query and document texts. Depending on the type of sequence-to-sequence model, different cross-encoders are fine-tuned in different ways, but, in general, they aim at computing a relevance score $s(q, d)$ to rank documents w.r.t. a given query. In the following, we illustrate the most common cross-encoders leveraging both encoder-only models (Sec. 2.3) and encoder-decoder models (Sec. 2.4).

2.3 Ranking with Encoder-only Models

The most widely adopted transformer architecture in neural IR is BERT, an encoder-only model. Its input text is tokenised using the WordPiece sub-word tokeniser [Wu et al. 2016]. The vocabulary \mathcal{V} of this tokeniser is composed by 30,522 terms, where the uncommon/rare words, e.g., goldfish, are splitted up in sub-words, e.g., gold## and ##fish. The first input token of BERT is always the special [CLS] token, that stands for “classification”. BERT accepts as input other special tokens, such as [SEP], that denotes the end of a text provided as input or to separate two different text provided as a single input. BERT accepts as input at most 512 tokens, and produces an output embedding in \mathbb{R}^ℓ for each input token. The most commonly adopted BERT version

is BERT base, which stacks 12 transformer layers, and whose output representation space has $\ell = 768$ dimensions.

Nogueira and Cho [2019] and MacAvaney et al. [2019] illustrated how to fine-tune BERT as a cross-encoder¹, in two slightly different ways. Given a query-document pair, both texts are tokenised into token sequences q_1, \dots, q_m and d_1, \dots, d_n . Then, the tokens are concatenated with BERT special tokens to form the following input configuration:

$$[\text{CLS}] q_1 \cdots q_m [\text{SEP}] d_1 \cdots d_n [\text{SEP}]$$

that will be used as BERT input. In doing so, the self-attention layers in the BERT encoders are able to take into account the semantic interactions among the query tokens and the document tokens. The output embedding $\eta_{[\text{CLS}]} \in \mathbb{R}^\ell$, corresponding to the input [CLS] token, serves as a contextual representation of the query-document pair as a whole.

Nogueira et al. [2019a] fine-tune BERT on a binary classification task to compute the query-document relevance score, as illustrated in Figure 4. To produce the relevance score $s(q, d)$, the query and the document are processed by BERT to generate the output embedding $\eta_{[\text{CLS}]} \in \mathbb{R}^\ell$, that is multiplied by a learned set of classification weights $W_2 \in \mathbb{R}^{2 \times \ell}$ to produce two real scores z_0 and z_1 , and then through a softmax operation to transform the scores into a probability distribution p_0 and p_1 over the relevant and non-relevant classes. The probability corresponding to the relevant class, conventionally assigned to label 1, i.e., p_1 , is the final relevance score.

MacAvaney et al. [2019] fine-tune BERT by projecting the output embedding $\eta_{[\text{CLS}]} \in \mathbb{R}^\ell$ through the learned matrix $W_1 \in \mathbb{R}^{1 \times \ell}$ into a single real value z , that represents the final relevance score.

$$\begin{aligned} \eta_{[\text{CLS}]} &= \text{BERT}(q, d) \\ [z_0, z_1] &= W_2 \eta_{[\text{CLS}]} \quad \text{or} \quad z = W_1 \eta_{[\text{CLS}]} \\ [p_0, p_1] &= \text{softmax}([z_0, z_1]) \\ s(q, d) &= p_1 \quad \text{or} \quad s(q, d) = z \end{aligned} \tag{3}$$

In Section 2.5 we illustrate how a BERT-based cross-encoder is typically fine-tuned for ad-hoc ranking.

¹Nogueira and Cho [2019] call it *monoBERT*, and MacAvaney et al. [2019] call it *vanilla BERT*.

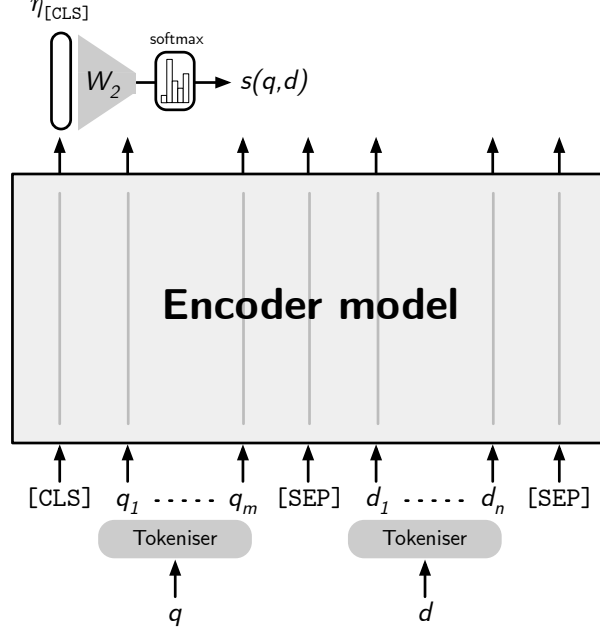


Figure 4: BERT classification model for ad-hoc ranking.

2.4 Ranking with Encoder-decoder Models

Instead of using an encoder-only transformer model to compute the latent representation of a query-document pair and to convert it into a relevance score, it is possible also to use an encoder-decoder model [Raffel et al. 2020] with *prompt learning*, by converting the relevance score computation task into a cloze test, i.e., a fill-in-the-blank problem. Prompting has been successfully adopted in article summarisation tasks [Radford et al. 2019] and knowledge base completion tasks [Petroni et al. 2019].

In prompt learning, the input texts are reshaped as a natural language template, and the downstream task is reshaped as a cloze-like task. For example, in topic classification, assuming we need to classify the sentence *text* into two classes c_0 and c_1 , the input template can be:

Input: *text* Class: [OUT]

Among the vocabulary terms, two *label terms* w_0 and w_1 are selected to correspond to the classes c_0 and c_1 , respectively. The probability to assign the input *text* to a class can be transferred into the probability that the input token [OUT] is assigned to the corresponding label token:

$$p(c_0|text) = p([OUT] = w_0 | \text{Input: } text \text{ Class: [OUT]})$$

$$p(c_1|text) = p([OUT] = w_1 | \text{Input: } text \text{ Class: [OUT]})$$

Nogueira et al. [2020] proposed a prompt learning approach for relevance ranking using a T5 model², as illustrated in Figure 5. The query and the document texts q and d are concatenated to form the following input template:

Query: q Document: d Relevant: [OUT]

An encoder-decoder model is fine-tuned with a downstream task taking as input this input configuration, and generating a output sequence whose last token is equal to True or False, depending on whether the document d is relevant or non-relevant to the query q .

The query-document relevance score is computed by normalising only the False or True output probabilities, computed over the whole vocabulary, with a softmax operation.

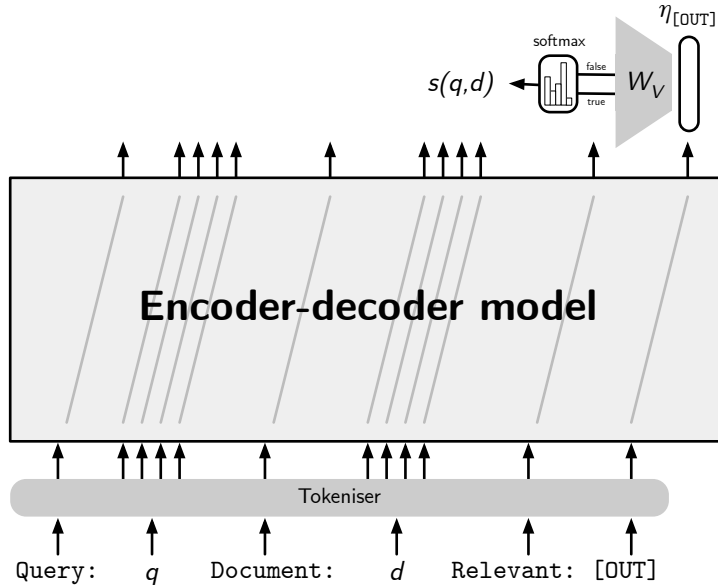


Figure 5: T5 model for ad-hoc ranking.

To produce the relevance score $s(q, d)$, the query and the document are processed by T5 to generate the output embedding $\eta_{[OUT]} \in \mathbb{R}^\ell$, that is projected by a learned set of classification weights $W_V \in \mathbb{R}^{|\mathcal{V}| \times \ell}$ over the vocabulary \mathcal{V} . The outputs z_{False} and z_{True} corresponding to the False or True terms, respectively, are transformed into a probability distribution with a softmax operation, to yield the required predictions p_{False} and p_{True} over the “non-relevant” and “relevant” classes. The prediction corresponding to

²Nogueira et al. [2020] call it *monoT5*.

the relevant class, i.e., p_{True} , is the final relevance score.

$$\begin{aligned}
 \eta_{[\text{OUT}]} &= \text{T5}(q, d) \\
 [\dots, z_{\text{False}}, \dots, z_{\text{True}}, \dots]^T &= W_V \eta_{[\text{OUT}]} \\
 [p_{\text{False}}, p_{\text{True}}] &= \text{softmax}([z_{\text{False}}, z_{\text{True}}]) \\
 s(q, d) &= p_{\text{True}}
 \end{aligned} \tag{4}$$

In the next section we discuss how a T5-based cross-encoder is typically fine-tuned for ad-hoc ranking.

2.5 Fine-tuning Interaction-focused Systems

As discussed in Section 2.2, the pre-trained language models adopted in IR require a fine-tuning of the model on a specific downstream task. Given an input query-document pair (q, d) a neural IR model $\mathcal{M}(\theta)$, parametrised by θ , computes $s_\theta(q, d) \in \mathbb{R}$, the score of the document d w.r.t. the query q . We are supposed to predict $y \in \{+, -\}$ from $(q, d) \in \mathcal{Q} \times \mathcal{D}$, where $-$ stands for non-relevant and $+$ for relevant.

This problem can be framed as a binary classification problem. We perform the classification by assuming a joint distribution p over $\{+, -\} \times \mathcal{Q} \times \mathcal{D}$ from which we can sample correct pairs $(+, q, d) \equiv (q, d^+)$ and $(-, q, d) \equiv (q, d^-)$. Using sampled correct pair we learn a score function $s_\theta(q, d)$ as an instance of a metric learning problem [Xing et al. 2002]: the score function must assign an high score to a relevant document and a low score to a non-relevant document, as in Eq. (3) and Eq. (4). Then we find θ^* that minimises the (binary) cross entropy l_{CE} between the conditional probability $p(y|q, d)$ and the model probability $p_\theta(y|q, d)$:

$$\theta^* = \arg \min_{\theta} \mathbb{E} [l_{CE}(y, q, d)] \tag{5}$$

where the expectation is computed over $(y, q, d) \sim p$, and the cross entropy is computed as:

$$l_{CE}(y, (q, d)) = \begin{cases} -\log(s_\theta(q, d)) & \text{if } y = + \\ -\log(1 - s_\theta(q, d)) & \text{if } y = - \end{cases} \tag{6}$$

Typically, a dataset \mathcal{T} available for fine-tuning PLMs for relevance scoring is composed by a list of triples (q, d^+, d^-) , where q is a query, d^+ is a relevant document for the query, and d^- is a non-relevant document for the query. In this case, the expected cross entropy is approximated by the sum of the cross entropies computed for each

triple:

$$\mathbb{E} \left[l_{CE}(y, (q, d)) \right] \approx \frac{1}{2|\mathcal{T}|} \sum_{(q, d^+, d^-) \in \mathcal{T}} \left(-\log(s_\theta(q, d^+)) - \log(1 - s_\theta(q, d^-)) \right) \quad (7)$$

In doing so, we do not take into account documents in the collection that are not explicitly labeled as relevant or non-relevant. This approach is limited to take into account positive and negative triples in a pairwise independent fashion. In Section 3.3 we will discuss a different fine-tuning approach commonly used for representation-focused systems, taking into account multiple non-relevant documents per relevant document.

2.6 Dealing with long texts

BERT and T5 models have an input size limited to 512 tokens, including the special ones. When dealing with long documents, that cannot be fed completely into a transformer model, we need to split them map into smaller texts in a procedure referred as *passaging*. Dai and Callan [2019a] propose to split long document into overlapping shorter passages, to be processed independently together with the same query by a cross-encoder. During training, if a long document is relevant, all its passages are relevant, and vice-versa. Then, the relevance scores for each composing passage are aggregated back to a single score for the long document. In this scenario, the common aggregation functions are FirstP, i.e., the document score is the score of the first passage, MaxP, i.e., the document score is highest score across all passages, and SumP, i.e., the document score is the sum of the scores of its passages. Alternatively, Li et al. [2020] generate the [CLS] output embedding for each passage to compute a query-passage representation for each passage. Then, the different passage embeddings are aggregated together to compute a final relevance score for the whole document using feed forward neural networks, convolutional neural networks or simple transformer architectures.

3 Representation-focused Systems

The representation-focused systems build up independent query and document representations, in such a way that document representations can be pre-computed and stored in advance. During query processing, only the query representation is computed, and the top documents are searched through the stored document representations. In doing so, representation-based systems are able to identify the relevant docu-

ments among all documents in a collection, rather than just among a query-dependent sample; these systems represent a new type of retrieval approaches called *dense retrieval* systems. Thus far, two different families of representations have emerged in dense retrieval. In *single representations* systems, queries and documents are represented with a single embedding, as discussed in Section 3.1. In *multiple representations* systems, queries and/or documents are represented with more than a single embedding, as discussed in Section 3.2. Section 3.3 discusses how representation-focused systems are fine-tuned, exploiting noise-contrastive estimation.

3.1 Single Representations

In interaction-focused systems discussed in Section 2, the query and document texts are concatenated together before processing with sequence-to-sequence models, yielding rich interactions between the query context and the document context, as every word in the document can attend to every word in the query, and vice-versa. At query processing time, every document must be concatenated with the query and must be processed with a forward pass of the whole sequence-to-sequence model. Even if some techniques such as the pre-computation of some internal representations have been proposed [MacAvaney et al. 2020b], interaction-focused systems cannot scale to a large amount of documents. In fact, on a standard CPU, the processing of a query over the whole document collection exploiting an inverted index requires a few milliseconds [Tonello et al. 2018], while computing the relevance score of a single query-document pair with a transformer model may requires a few seconds [MacAvaney et al. 2019].

Instead of leveraging sequence-to-sequence models to compute a semantically richer but computationally expensive interaction representation $\eta(q, d)$, representation-focused systems employ encoder-only models to independently compute query representations $\psi(q)$ and document representations $\phi(d)$ in the same latent vector space [Urbanek et al. 2019], as illustrated in Figure 6. Next, the relevance score between the representations is computed via an aggregation function f between these representations:

$$\begin{aligned}
 \phi(q) &= [\phi_{[\text{CLS}]}, \phi_1, \dots, \phi_{|q|}] = \text{Encoder}(q) \\
 \psi(d) &= [\psi_{[\text{CLS}]}, \psi_1, \dots, \psi_{|d|}] = \text{Encoder}(d) \\
 s(q, d) &= f(\phi(q), \psi(d))
 \end{aligned} \tag{8}$$

In neural IR, the representation function ψ and ϕ are computed through fine-tuned encoder-only sequence-to-sequence models such as BERT. The same neural model is

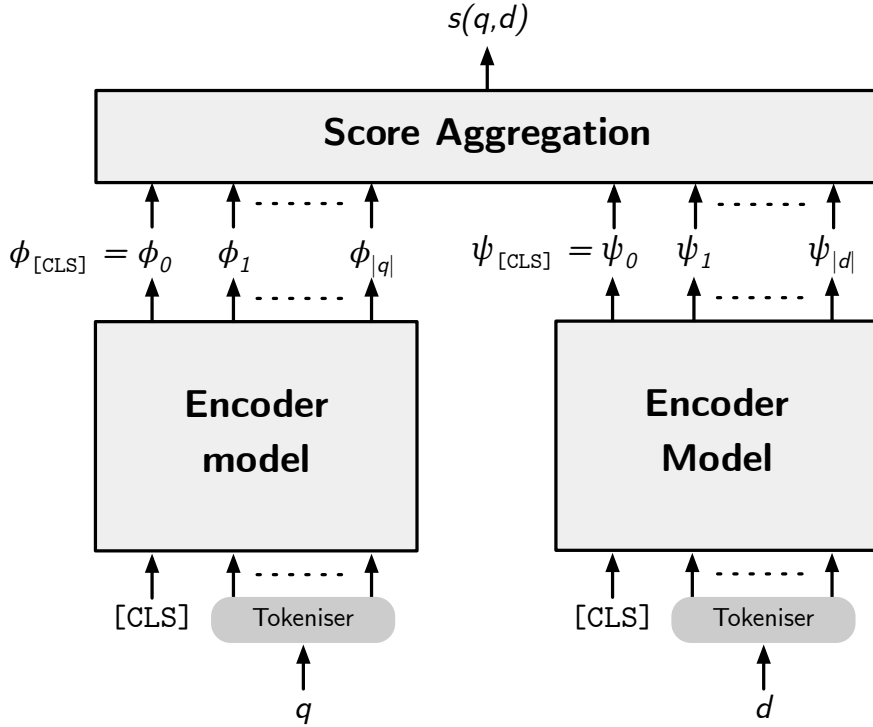


Figure 6: Representation-focused system.

used to compute both the query and the document representations, so the model is also called *dual encoder* or *bi-encoder* [Bromley et al. 1993]. A bi-encoder maps queries and documents in the same vector space \mathbb{R}^ℓ , in such a way that the representations can be mathematically manipulated. Usually, the output embedding corresponding to the [CLS] token is assumed to be the representation of a given input text. Using these *single representations*, the score aggregation function is the dot product:

$$s(q, d) = \phi_{[\text{CLS}]} \cdot \psi_{[\text{CLS}]} \quad (9)$$

Different single-representation systems have been proposed: DPR [Karpukhin et al. 2020], ANCE [Xiong et al. 2021], and STAR [Zhan et al. 2021b] being the most widely adopted. The main difference among these systems is how the fine-tuning of the BERT model is carried out, as discussed in Section 3.3.

3.2 Multiple Representations

Up so far, we considered representation-focused systems in which queries and documents are represented through a single embedding in the latent vector space. This single representation is assumed to incorporate the meaning of an entire text within that single embedding.

In contrast, *multiple representation* systems such as poly-encoders [Humeau et al. 2019], ME-BERT [Luan et al. 2021], ColBERT [Khattab and Zaharia 2020] and COIL [Gao et al. 2021] exploit more than a single embedding to represent a given text, which may allow a richer semantic representation of the content.

Instead of using just the first output embedding $\psi_{[\text{CLS}]} = \psi_0$ to encode a document d , poly-encoders [Humeau et al. 2019] exploit the first m output embeddings $\psi_0, \psi_1, \dots, \psi_{m-1}$. A query q is still represented with the single embedding $\phi_{[\text{CLS}]} = \phi_0$, while we need to aggregate the m output document embeddings into a single representation ψ_* to compute the final relevance score using the dot product with the output query embedding. To do so, poly-encoders first compute the m similarities s_0, \dots, s_{m-1} between the query embedding and the first m document embedding using the dot product. Then, these similarities are transformed into normalised weights v_0, \dots, v_{m-1} using a softmax operation, and the weighted output embeddings are summed up to compute the final document embedding ψ_* used to compute the relevance score:

$$\begin{aligned}
[\phi_0, \phi_1, \dots] &= \text{Encoder}(q) \\
[\psi_0, \psi_1, \dots] &= \text{Encoder}(d) \\
[s_0, s_1, \dots, s_{m-1}] &= [\phi_0 \cdot \psi_0, \phi_0 \cdot \psi_1, \dots, \phi_0 \cdot \psi_{m-1}] \\
[v_0, v_1, \dots, v_{m-1}] &= \text{softmax}([s_0, s_1, \dots, s_{m-1}]) \\
\psi_* &= \sum_{i=0}^{m-1} v_i \psi_i \\
s(q, d) &= \phi_0 \cdot \psi_*
\end{aligned} \tag{10}$$

Similarly to poly-encoders, ME-BERT [Luan et al. 2021] exploits the first m output embeddings to represent a document d (including the [CLS] embedding), but uses a different strategy to compute the relevance score $s(q, d)$ w.r.t. a query q . ME-BERT computes the similarity between the query embedding and the first m document embedding using the dot product, and the maximum similarity, also called *maximum inner product*, represents the relevance score:

$$\begin{aligned}
[\phi_0, \phi_1, \dots] &= \text{Encoder}(q) \\
[\psi_0, \psi_1, \dots] &= \text{Encoder}(d) \\
s(q, d) &= \max_{i=0, \dots, m-1} \phi_0 \cdot \psi_i
\end{aligned} \tag{11}$$

This relevance scoring function, called *max similarity* or *maxsim*, allows us to exploit efficient implementations of maximum inner product search systems, discussed in Section 4. On the contrary, the relevance scoring function in Eq. (10), based on a softmax

operation, does not permit to decompose the relevance scoring to a maximum computation over dot products.

Differently from poly-encoders and ME-BERT, ColBERT [Khattab and Zaharia 2020] does not limit with to m the number of embeddings used to represent a document. Instead, it uses all the $1 + |d|$ output embeddings to represent a document, i.e., one output embedding per document token, including the [CLS] special token. Moreover, also a query q is represented with multiple $1 + |q|$ output embeddings, i.e., one output embedding per query token, including the [CLS] special token. As in other representation-focused systems, query token embeddings are computed at query processing time; queries may also be augmented with additional *masked tokens* to provide “a soft, differentiable mechanism for learning to expand queries with new terms or to re-weight existing terms based on their importance for matching the query” [Khattab and Zaharia 2020]. In current practice, queries are augmented up to 32 query token embeddings. Without loss of generality, query and documents embeddings can be projected in a smaller latent vector space through a learned weight matrix $W \in \mathbb{R}^{\ell' \times \ell}$, with $\ell' < \ell$. Since there are multiple query embeddings, ColBERT exploits a modified version of the relevance scoring function in Eq (11), where every query embedding contributes to the final relevance score by summing up its maximum dot product value w.r.t. every document embeddings:

$$\begin{aligned}
 [\phi_0, \phi_1, \dots] &= \text{Encoder}(q) \\
 [\psi_0, \psi_1, \dots] &= \text{Encoder}(d) \\
 s(q, d) &= \sum_{i=0}^{|q|} \max_{j=0, \dots, |d|} \phi_i \cdot \psi_j
 \end{aligned} \tag{12}$$

ColBERT’s late interaction scoring in Eq. (12), also called *sum maxim*, performs an all-to-all computation: each query embedding, including the masked tokens’ embeddings, is dot-multiplied with every document embedding, and then the maximum computed dot products for each query embedding are summed up. In doing so, a query term can contribute to the final scoring by (maximally) matching a different lexical token. A different approach is proposed by the COIL system [Gao et al. 2021]. In COIL, the query and document [CLS] embeddings are linearly projected with a learned matrix $W_C \in \mathbb{R}^{\ell \times \ell}$. The embeddings corresponding to normal query and document tokens are project into a smaller vector space with dimension $\ell' < \ell$, using another learned matrix $W_T \in \mathbb{R}^{\ell' \times \ell}$. Typical values for ℓ' range from 8 to 32.

The query-document relevance score is the sum of two components. The first compo-

ment is the dot product of the projected query and document [CLS] embeddings, and the second component is the sum of sub-components, one per query token. Each sub component is the maximum inner product between a query token and the document embeddings for the same token:

$$\begin{aligned}
[\phi_0, \phi_1, \dots] &= \text{Encoder}(q) \\
[\psi_0, \psi_1, \dots] &= \text{Encoder}(d) \\
[\phi'_0, \phi'_1, \dots] &= [W_C \phi_0, W_T \phi_1, \dots] \\
[\psi'_0, \psi'_1, \dots] &= [W_C \psi_0, W_T \psi_1, \dots] \\
s(q, d) &= \phi'_0 \cdot \psi'_0 + \sum_{t_i \in q} \max_{t_j \in d, t_j = t_i} \phi'_i \cdot \psi'_j
\end{aligned} \tag{13}$$

The COIL’s scoring function, based on lexical matching between query and document tokens, allows us to pre-compute the projected document embeddings and, for each term in the vocabulary, to concatenate together the embeddings in the same document and in the whole collection, organising them in posting lists of embeddings, including a special posting list for the [CLS] token and the its document embeddings. This organisation permits the efficient processing of posting lists at query time with optimised linear algebra libraries such as BLAS [Blackford et al. 2002]. Note that the projected query embeddings are still computed at query processing time.

3.3 Fine-tuning Representation-focused Systems

The fine-tuning of a bi-encoder corresponds to learning an appropriate inner-product function suitable for the ad-hoc ranking task, i.e., for relevance scoring. As in Section 2.5, we have a neural IR model $\mathcal{M}(\theta)$, parametrised by θ , that computes a score $s_\theta(q, d)$ for a document d w.r.t. a query q . We now frame the learning problem as a probability estimation problem. To this end, we turn the scoring function into a proper conditional distribution by using a softmax operation:

$$p_\theta(d|q) = \frac{\exp(s_\theta(q, d))}{\sum_{d' \in \mathcal{D}} \exp(s_\theta(q, d'))} \tag{14}$$

where $p_\theta(d|q)$ represents the posterior probability of the document being relevant given the query. We assume to have a joint distribution p over $\mathcal{D} \times \mathcal{Q}$, and we want to find the parameters θ^* that minimises the cross entropy l_{CE} between the actual proba-

bility $p(d|q)$ and the model probability $p_\theta(d|q)$:

$$\theta^* = \arg \min_{\theta} \mathbb{E} \left[l_{CE}(d, q) \right] = \arg \min_{\theta} \mathbb{E} \left[-\log (p_\theta(d|q)) \right] \quad (15)$$

where the expectation is computed over $(d, q) \sim p$. If the scoring function $s_\theta(q, d)$ is expressive enough, then, for some θ , we have $p(d|q) = p_\theta(d|q)$.

The cross entropy loss in Eq. (15) is difficult to optimise, since the number of documents in \mathcal{D} is large, and then the denominator in Eq. (14), also known as *partition function*, is expensive to compute. In *noise contrastive estimation* we choose an artificial noise distribution g over \mathcal{D} of *negative samples* and maximise the likelihood of $p_\theta(d|q)$ contrasting $g(d)$. Given $k \geq 2$ documents $\mathcal{D}_k = \{d_1, \dots, d_k\}$, for each of them we define the following conditional distribution:

$$\hat{p}_\theta(d_i|q, \mathcal{D}_k) = \frac{\exp (s_\theta(q, d_i))}{\sum_{d' \in \mathcal{D}_k} \exp (s_\theta(q, d'))} \quad (16)$$

which is significantly cheaper to compute than Eq. (14) if $k \ll |\mathcal{D}|$. Now, we want to find the parameters θ^\dagger that minimise the noise contrastive estimation loss l_{NCE} , defined as:

$$\theta^\dagger = \arg \min_{\theta} \mathbb{E} \left[l_{NCE}(\mathcal{D}_k, q) \right] = \arg \min_{\theta} \mathbb{E} \left[-\log (\hat{p}_\theta(d_1|q, \mathcal{D}_k)) \right] \quad (17)$$

where the expectation is computed over $(d_1, q) \sim p$ and $d_i \sim g$ for $i = 2, \dots, k$.

The end goal of this fine-tuning is to learn a latent vector space for query and document representations where a query and its relevant document(s) are closer, w.r.t. the dot product, than the query and its non-relevant documents [Karpukhin et al. 2020]; this fine-tuning approach is also called *contrastive learning* [Huang et al. 2013].

Negative samples are drawn from the noise distribution g over \mathcal{D} . In the following, we list some negative sampling strategies adopted in neural IR.

- *random sampling*: any random document from the corpus is considered non-relevant, with equal probability, i.e., $q(d) = 1/|\mathcal{D}|$. Any number of negative documents can be sampled. Intuitively, it is reasonable to expect that a randomly-sampled document will obtain a relevance score definitely smaller than the relevance score of a positive document, with a corresponding loss value close to 0. Negative documents with near zero loss contribute little to the training convergence to identify the parameters θ^\dagger [Johnson and Guestrin 2018, Katharopoulos and Fleuret 2018].

- *in-batch sampling*: during training, the queries to compute the loss can be randomly aggregated into batches of size b , for faster training. For each query in a given batch, the positive passages for the other $b - 1$ queries are considered as negative passages for the query [Gillick et al. 2019]. This sampling approach suffers from the same near zero loss problem as random sampling [Xiong et al. 2021], but the sampling procedure is faster.
- *hard negative sampling*: negative documents can be generated exploiting a classical or trained retrieval system. Each query is given as input to the retrieval system, the top documents retrieved, and the documents not corresponding to the positive ones are treated as negatives. Note that in this case we are assuming a conditional noise distribution $p(d|q, d_1)$, since we assume to know the relevant document d_1 for the query. In doing so, high-ranking documents are prioritised w.r.t. low-ranking documents, that do not impact on the user experience and do not contribute to the loss. The retrieval system used to mine the negative documents can exploit BM25 relevance model, as in DPR [Karpukhin et al. 2020], the currently neural model under training, as in ANCE [Xiong et al. 2021], or another fine-tuned neural model, as in STAR [Zhan et al. 2021b].

4 Retrieval Architectures and Vector Search

This section illustrates how the neural IR system discussed so far are actually deployed in end-to-end systems. Section 4.1 discusses how cross-encoders and bi-encoders are deployed in ranking architectures. Since dense retrieval systems pre-computed the document embeddings, many actual systems focus on storing and searching through document embeddings. Section 4.2 formally defines the search problems in vector spaces and the embedding index, while Sections 4.3, 4.4, and 4.5 illustrate different solutions for efficiently storing and searching vectors. Section 4.6 discusses some optimisations for embedding indexes specifically tailored for dense retrieval systems.

4.1 Retrieval architectures

Pre-trained language models successfully improve the effectiveness of IR systems in the ad-hoc ranking task, but they are computationally very expensive. Due to these computational costs, the interaction-focused systems are not applied directly on the document collection, i.e., to rank all documents matching a query. They are deployed in a pipelined architecture (Figure 7) by conducting first a preliminary ranking stage to retrieve a limited number of candidates, typically 1000 documents, before re-ranking

them with a more expensive neural re-ranking system, such as cross-encoders described in Section 2.

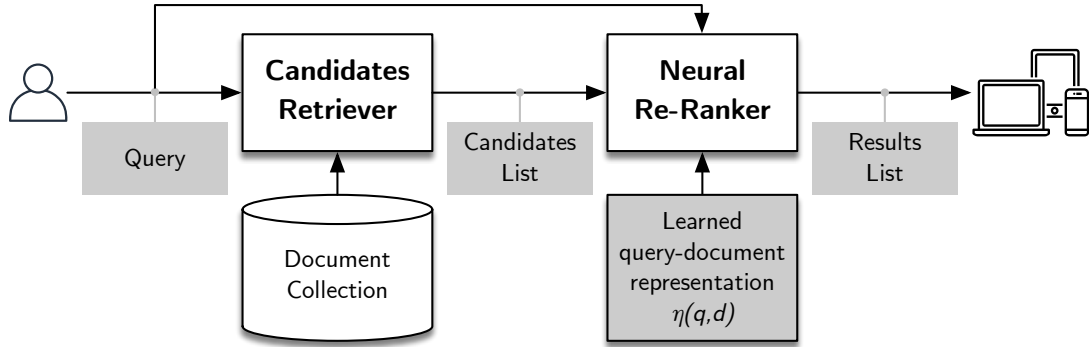


Figure 7: Re-ranking pipeline architecture for interaction-focused neural IR systems.

The most important benefit of bi-encoders discussed in Section 3 is the possibility to pre-compute and cache the representations of a large corpus of documents with the learned document representation encoder $\psi(d)$. At query processing time, the learned query representation encoder must compute only the query representation $\phi(q)$, then the documents are ranked according to the inner product of their representation with the query embedding, and the top k documents whose embeddings have the largest inner product w.r.t. the query embedding are returned to the user (Figure 8).

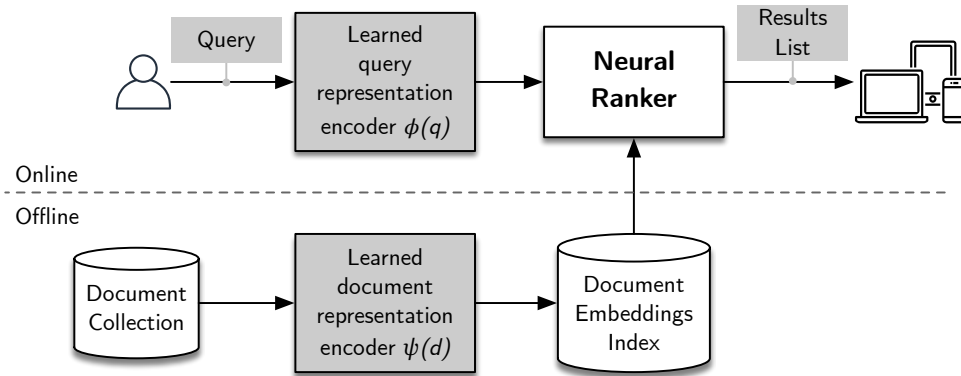


Figure 8: Dense retrieval architecture for representation-focused neural IR systems.

4.2 MIP and NN Search Problems

The pre-computed document embeddings are stored in a special data structure called *index*. In its simplest form, this index must store the document embeddings and provide a search algorithm that, given a query embedding, efficiently finds the document embedding with the largest dot product, or, more in general, with the maximum inner product.

Formally, let $\phi \in \mathbb{R}^\ell$ denote a query embedding, and let $\Psi = \{\psi_1, \dots, \psi_n\}$ denote a set of n document embeddings, with $\psi_i \in \mathbb{R}^\ell$ for $i = 1, \dots, n$. The goal of the *maximum inner product (MIP) search* is to find the document embedding $\psi^* \in X$ such that

$$\psi^* = \arg \max_{\psi \in \Psi} \langle \phi, \psi \rangle \quad (18)$$

A data structure designed to store Ψ is called *embedding index*. The naïve embedding index is the *flat index*, which stores the document embeddings in Ψ explicitly and performs an exhaustive search to identify ψ^* . Its complexity is $O(n\ell)$ both in space and time, so it is particularly inefficient for large n or ℓ values.

A common approach to improve the space and time efficiency of the flat index is to convert the maximum inner product search into a *nearest neighbour (NN) search*, whose goal is to find the document embedding ψ^\dagger such that

$$\psi^\dagger = \arg \min_{\psi \in \Psi} \|\phi - \psi\| \quad (19)$$

Many efficient index data structures exist for NN search. To leverage them with embedding indexes, MIP search between embeddings must be adapted to use the Euclidean distance and NN search. This is possible by applying the following transformation from \mathbb{R}^ℓ to $\mathbb{R}^{\ell+1}$ [Bachrach et al. 2014, Neyshabur and Srebro 2015]:

$$\hat{\phi} = \begin{bmatrix} \phi / \|\phi\| \\ 0 \end{bmatrix}, \quad \hat{\psi} = \begin{bmatrix} \psi / M \\ \sqrt{1 - \|\psi\|^2 / M^2} \end{bmatrix}, \quad (20)$$

where $M = \max_{\psi \in \Psi} \|\psi\|$. By using this transformation, the MIP search solution ψ^* coincides with the NN search solution $\hat{\psi}^\dagger$. In fact, we have:

$$\min \|\hat{\phi} - \hat{\psi}\|^2 = \min (\|\hat{\phi}\|^2 + \|\hat{\psi}\|^2 - 2\langle \hat{\phi}, \hat{\psi} \rangle) = \min (2 - 2\langle \phi, \psi / M \rangle) = \max \langle \phi, \psi \rangle.$$

Hence, hereinafter we consider the MIP search for ranking with a dense retriever as a NN search based on the Euclidean distance among the transformed embeddings $\hat{\phi}$ and $\hat{\psi}$ in $\mathbb{R}^{\ell+1}$. To simplify the notation, from now on we drop the hat symbol from the embeddings, i.e., $\hat{\phi} \rightarrow \phi$ and $\hat{\psi} \rightarrow \psi$, and we consider $\ell + 1$ as the new dimension ℓ , i.e., $\ell + 1 \rightarrow \ell$.

The index data structures for exact NN search in low dimensional spaces have been very successful, but they are not efficient with high dimensional data, as in our case, due to the curse of dimensionality. It is natural to make a compromise between search accuracy and search speed, and the most recent search methods have shifted to *approx-*

imate nearest neighbor (ANN) search.

The ANN search approaches commonly used in dense retrieval can be categorised into three families: locality sensitive hashing approaches, quantisation approaches, and graph approaches.

4.3 Locality sensitive hashing approaches

Locality sensitive hashing (LSH) [Indyk and Motwani 1998] is based on the simple idea that, if two embeddings are close together, then after a “projection”, using an hash function, these two embeddings will remain close together. This requires that:

- for any two embeddings ψ_1 and ψ_2 that are close to each other, there is a high probability p_1 that they fall into the same hash bucket;
- for any two embeddings ψ_1 and ψ_2 that are far apart, there is a low probability $p_2 < p_1$ that they fall into the same hash bucket.

The actual problem to solve is to design a family of LSH functions fulfilling these requirements. LSH functions have been designed for many distance metrics. For the euclidean distance, a popular LSH function $h(\psi)$ is the *random projection* [Datar et al. 2004]. A set of random projections defines a family of hash function \mathcal{H} that can be used to build a data structure for ANN search. First, we sample m hash functions $h_1(\psi), \dots, h_m(\psi)$ independently and uniformly at random from \mathcal{H} , and we define the function family $\mathcal{G} = \{g : \mathbb{R}^\ell \rightarrow \mathbb{Z}^m\}$, where $g(\psi) = (h_1(\psi), \dots, h_m(\psi))$, i.e., g is the concatenation of m hash functions from \mathcal{H} . Then, we sample r functions $g_1(\psi), \dots, g_r(\psi)$ independently and uniformly at random from \mathcal{G} , and each function g_i is used to build an hash table H_i .

Given the set of document embeddings Ψ and selected the values of the parameters r and m , an *LSH index* is composed by r hash tables, each containing m concatenated random projections. For each $\psi \in \Psi$, ψ is inserted in the $g_i(\psi)$ bucket for each hash table H_i , for $i = 1, \dots, r$. At query processing time, given a query embedding, we first generate a candidate set of document embeddings by taking the union of the contents of all r buckets in the r hash tables the query is hashed to. The final NN document embedding is computed performing an exhaustive exact search within the candidate set.

The main drawback of the LSH index is that it may require a large number of hash tables to cover most nearest neighbors, and it requires to store the original embeddings to perform the exhaustive exact search. Although some optimisations have been proposed [Lv et al. 2007], the space consumption may be prohibitive with very large data sets.

4.4 Vector quantisation approaches

Instead of random partitioning the input space Ψ as in LSH, the input space can be partitioned according to the data distribution. By using the k -means clustering algorithm on Ψ we can compute k centroids μ_1, \dots, μ_k , with $\mu_i \in \mathbb{R}^\ell$ for $i = 1, \dots, k$ that can be used to partition the input space Ψ . The set $M = \{\mu_1, \dots, \mu_k\}$ is called a *codebook*. Given a codebook M , a *vector quantiser* $q : \mathbb{R}^\ell \rightarrow \mathbb{R}^\ell$ maps a vector ψ to its closest centroid:

$$q(\psi) = \arg \min_{\mu \in M} \|\psi - \mu\| \quad (21)$$

Given a codebook M , an *IVF index* built over M and Ψ stores the set of document embeddings Ψ in k partitions or *inverted lists* L_1, \dots, L_k , where $L_i = \{\psi \in \Psi : q(\psi) = \mu_i\}$. At query processing time, we specify to search for the NN document embeddings in $p > 0$ partitions. If $p = k$, the search is exhaustive, but if $p < k$, the search is carried out in the partitions whose centroid is closer to the query embedding. In doing so the search is not guaranteed to be exact, but the search time can be sensibly reduced. In fact, an IVF index does not improve the space consumption, since it still needs to store all document embeddings, but it can reduce the search time depending on the number of partitions processed for each query.

A major limitation of IVF indexes is that it can require a large number of centroids [Gersho and Gray 1992]. To address this limitation, *product quantisation* [Jégou et al. 2011] divides each vector $\psi \in \Psi$ into m sub-vectors $\psi = [\psi_1 | \psi_2 | \dots | \psi_m]$. Each sub-vector $\psi_j \in \mathbb{R}^{\ell/m}$ with $j = 1, \dots, m$ is quantised independently using its own *sub-vector quantiser* q_j . Each vector quantiser q_j has its own codebook $M_j = \{\mu_{j,1}, \dots, \mu_{j,k}\}$. Given the codebooks M_1, \dots, M_m , a *product quantiser* $pq : \mathbb{R}^\ell \rightarrow \mathbb{R}^\ell$ maps a vector ψ into the concatenation of the centroids of its sub-vector quantisers:

$$pq(\psi) = [q_1(\psi_1) | q_2(\psi_2) | \dots | q_m(\psi_m)] = [\mu_{1,i_1} | \mu_{2,i_2} | \dots | \mu_{m,i_m}] \quad (22)$$

Note that a product quantiser can output any of the k^m centroid combinations in $M_1 \times \dots \times M_m$.

A *PQ index* stores, for each embedding $\psi \in \Psi$, its encoding i_1, \dots, i_m , that requires $m \log k$ bits of storage. At query processing time, the document embeddings are processed exhaustively. However the distance computation between a query embedding ϕ and a document embedding ψ is carried out using the product quantisation of the document embedding $pq(x)$:

$$\|\psi - \phi\|^2 \approx \|pq(\psi) - \phi\|^2 = \sum_{j=1}^m \|q_j(\psi_j) - \phi_j\|^2 \quad (23)$$

To implement this computation, m lookup tables are computed, one per sub-vector quantiser: the j -th table is composed by the squared distances between the j -th sub-vector of ϕ , and the centroids of M_j . These table can be used to quickly compute the sums in Eq. (23) for each document embedding.

ANN search on a PQ index is fast, requiring only m additions, and memory efficient, but it is still exhaustive. To avoid it, an *IVFPQ index* exploits inverted files and product quantisation jointly. Firstly, a *coarse quantiser* partitions the input dataset into inverted lists, for a rapid access to small portions of the input data. In a given inverted list, the difference between each input data and the list centroid, i.e., the input *residual*, is encoded with a product quantiser. In doing so, the exhaustive ANN search can be carried out only in a limited number of the partitions computed by the coarse quantiser.

4.5 Graph approaches

The distances between vectors in a dataset can be efficiently stored in a graph-based data structure called *kNN graph*. In a *kNN graph* $G = (V, E)$, each input data $\psi \in \Psi$ is represented as a node $v \in V$, and, for its k nearest neighbours, a corresponding edge is added in E . The computation in an exact *kNN graph* requires $O(n^2)$ similarity computation, but many approximate variants are available [Dong et al. 2011]. To search for an approximate nearest neighbour to an element ϕ using a *kNN graph*, a *greedy heuristic search* is used. Starting from a predefined entry node, the graph is visited one node at a time, keeping on finding the closest node to ϕ among the unvisited neighbour nodes. The search terminates when there is no improvement in the current NN candidate. In practice, several entry nodes are used together with a search budget to avoid local optima. For a large number of nodes, the greedy heuristic search on the *kNN graph* becomes inefficient, due to the long paths potentially required to connect two nodes. Instead of storing only short-range edges, i.e., edges connecting two close nodes, the *kNN graph* can be enriched with randomly generated long-range edges, i.e., edges connecting two randomly-selected nodes. This kind of *kNN graph* is a *navigable small world (NSW) graph* [Malkov et al. 2013], for which the greedy search heuristic is theoretically and empirically efficient [Kleinberg 2000].

A *hierarchical NSW (HNSW) index* stores the input data into multiple NSW graphs. The bottom layer graph contains a node for each input element, while the number of nodes in the other graphs decreases exponentially at each layer. The search procedure for approximate NN vectors starts with the top layer graph. At each layer, the greedy heuristic searches for the closest node, then the next layer is searched, starting from the node corresponding to the closest node identified in the preceding graph. At the bot-

tom layer, the greedy heuristic searches for the k closest nodes to be returned [Malkov and Yashunin 2020].

4.6 Optimisations

Implementations of the embedding indexes presented in the previous sections are available in many open-source production-ready search engines such as Lucene³ and Vespa⁴. In the IR research community, FAISS is the most widely adopted framework for embedding indexes [Johnson et al. 2021]. Among others, FAISS includes implementations of flat, LSH, IVF, PQ, IVFPQ and HNSW indexes.

Single representation systems such as DPR [Karpukhin et al. 2020], ANCE [Xiong et al. 2021], and STAR [Zhan et al. 2021b] use flat indexes. In these cases, it is unfeasible to adopt product quantisation indexes due to their negative impact on IR-specific metrics, mainly caused by the separation between the document encoding and embedding compression phases. To overcome this limitation, several recent techniques such as Poemm [Zhang et al. 2021], JPQ [Zhan et al. 2021a] and RepCONC [Zhan et al. 2022] aim at training at the same time both phases. In doing so, during training, these techniques learn together the query and document encoders together while performing product quantisation.

Multiple representation systems such as ColBERT [Khattab and Zaharia 2020] are characterised by a very large number of document embeddings. They do not use flat indexes, due to unacceptable efficiency degradation of brute-force search, and exploit IVFPQ indexes and ANN search. With these indexes, the document embeddings are stored in a quantised form, suitable for fast searching. However, the approximate similarity scores between these compressed embeddings are inaccurate, and hence are not used for computing the final top documents. Indeed, in a first stage, ANN search computes, for each query embedding, the set of the k' most similar document embeddings; the retrieved document embeddings for each query embedding are mapped back to their documents. These documents are exploited to compute the final list of top k documents in a second stage. To this end, the set of documents computed in the first stage is re-ranked using the query embeddings and the documents' multiple embeddings to produce exact scores that determine the final ranking, according to the relevance function in Eq. (12) (see Figure 9).

Further optimisations can reduce the number of query embeddings to be processed in the first stage [Tonello and Macdonald 2021], or the number of documents to be processed in the second stage [Macdonald and Tonello 2021].

³<https://lucene.apache.org>

⁴<https://vespa.ai>

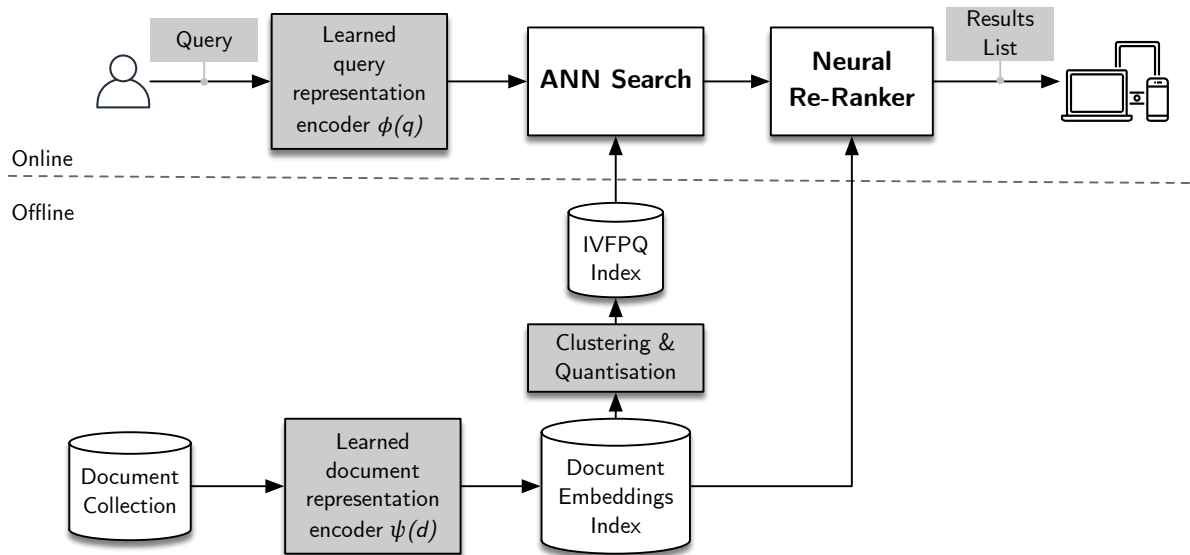


Figure 9: Ranking pipeline architecture for multiple representation systems.

5 Learned Sparse Retrieval

Traditional IR systems are based on sparse representations, inverted indexes and lexical-based relevance scoring functions such as BM25. In industry-scale web search, BM25 is a widely adopted baseline due to its trade-off between effectiveness and efficiency. On the other side, neural IR systems are based on dense representations of queries and documents, that have shown impressive benefits in search effectiveness, but at the cost of query processing times. In recent years, there have been some proposals to incorporate the effectiveness improvements of neural networks into inverted indexes, with their efficient query processing algorithms, through *learned sparse retrieval* approaches. In learned sparse retrieval the transformer architectures are used in different scenarios:

- *document expansion learning*: sequence-to-sequence models are used to modify the actual content of documents, boosting the statistics of the important terms and generating new terms to be included in a document;
- *impact score learning*: the output embeddings of documents provided as input to encoder-only models are further transformed with neural networks to generate a single real value, used to estimate the average relevance contribution of the term in the document;
- *sparse representation learning*: the output embeddings of documents provided as input to encoder-only models are projected with a learned matrix on the collection vocabulary, in order to estimate the relevant terms in a document. These

relevant terms can be part of the documents or not, hence representing another form of document enrichment.

In Sections 5.1, 5.2, and 5.3, we describe the main existing approaches in these scenarios, respectively.

5.1 Document expansion learning

Document expansion techniques address the vocabulary mismatch problem [Zhao 2012]: queries can use terms semantically similar but lexically different from those used in the relevant documents. Traditionally, this problem has been addressed using query expansion techniques, such as relevance feedback [Rocchio 1971] and pseudo relevance feedback [Lavrenko and Croft 2001]. The advances in neural networks and natural language processing have paved the way to different techniques to address the vocabulary mismatch problem by expanding the documents by learning new terms. Doc2Query [Nogueira et al. 2019b] and DocT5Query [Nogueira and Lin 2019] showed for the first time that transformer architectures can be used to expand the documents' content to include new terms or to boost the statistics of existing term. Both approaches focus on the same task, that is, generating new queries for which a specific document will be relevant. Given a dataset of query and relevant document pairs, Doc2Query fine-tunes a sequence-to-sequence transformer model [Vaswani et al. 2017], while DocT5Query fine-tunes the T5 model [Raffel et al. 2020] by taking as input the relevant document and generating the corresponding query. Then, the fine-tuned model is used to predict new queries using top k random sampling [Fan et al. 2018a] to enrich the document by appending these queries before indexing, as illustrated in Figure 10. Instead of leveraging the encoder-decoder models for sentence generation and fine-tune them on document expansion, a different approach computes the importance of all terms in the vocabulary w.r.t. a given document and selects the most important new terms to enrich the document, leveraging an encoder-only architecture to compute the document embeddings. TILDEv2 [Zhuang and Zuccon 2021b] exploits the BERT model to compute the [CLS] output embedding of a document, and linearly projects it over the whole BERT vocabulary. In doing so, TILDEv2 computes a probability distribution over the vocabulary, i.e., a document language model, and then adds to the document a certain number of new terms, corresponding to those with the highest probabilities. As another way of expanding documents, SparTerm [Bai et al. 2020] computes a document language model for each BERT output token, including [CLS], and sums them up to compute the term importance distribution over the vocabulary for the given document. Finally, a learned *gating mechanism* only keeps a sparse

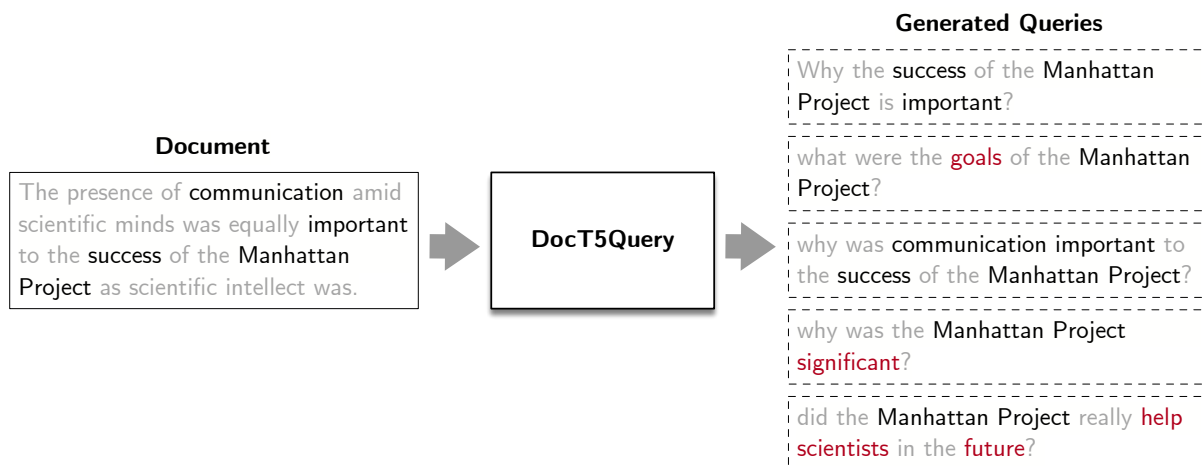


Figure 10: Example of generated queries using DocT5Query. Black terms denote boosted important terms, red terms denote new important terms not present in the original document.

subset of those, to compute the final expanded document contents.

5.2 Impact score learning

Classical inverted indexes store statistical information on term occurrences in documents in posting lists, one per term in the collection. Every posting list stores a posting for each document in which the corresponding term appears in, and the posting contains a document identifier and the in-document term frequency, i.e., a positive integer counting the number of occurrences of the term in the document. When a new query arrives, the posting lists of the terms in the query are processed to compute the top scoring documents, using a classical ranking function, such as BM25, and efficient query processing algorithms [Tonello et al. 2018].

The goal of impact score learning is to leverage the document embeddings generated by an encoder-only model to compute a single integer value to be stored in postings, and to be used as a proxy of the relevance of the term in the corresponding posting, i.e., its *term importance*. The simplest way to compute term importance in a document is to project the document embeddings of each term with a neural network into a single-value representation, filtering out negative values with ReLU functions and discarding zeros. To save space, the real values can be further quantised into an 8-bit positive integers. A common problem in impact score learning is the vocabulary to use. Since most encoder-only models use a sub-word tokeniser, the collection vocabulary can be constructed in two different ways: by using the terms produced by the encoder-specific sub-word tokeniser, e.g., by BERT-like tokenisers, or by using the terms produced by

a word tokeniser. These two alternatives have an impact on the final inverted index: in the former case, we have fewer terms, but longer and denser posting lists, while in the latter case, we have more terms, with shorter posting lists and with smaller query processing times [Mallia et al. 2022].

The current impact score learning systems are DeepCT [Dai and Callan 2019b, 2020], DeepImpact [Mallia et al. 2021], TILDEv2 [Zhuang and Zuccon 2021a,b], and UniCOIL [Lin and Ma 2021].

DeepCT [Dai and Callan 2019b, 2020] represents the first example of term importance boosting. DeepCT exploits the contextualised word representations from BERT to learn new in-document term frequencies, to be used with classical ranking functions such as BM25. For each term $w_i \in \mathcal{V}$ in a given document, DeepCT estimates its context-specific *importance* $z_i \in \mathbb{R}$, that is then scaled and rounded as frequency-like integer value tf_i that can be stored in an inverted index. Formally, for each document $d \in \mathcal{D}$, DeepCT projects the ℓ -dimensional representations ψ_i for each input BERT token w_i in the document, with $i = 1, \dots, |d|$, into a scalar term importance with the learned matrix $W \in \mathbb{R}^{1 \times \ell}$:

$$\begin{aligned} [\psi_0, \psi_1, \dots] &= \text{Encoder}(d) \\ z_i &= W\psi_i \end{aligned} \tag{24}$$

DeepCT is trained with a per-token regression task, trying to predict the importance of the terms. The actual term importance to predict is derived from the document containing the term, or from a training set of query, relevant document pairs. A term appearing in multiple relevant documents and in different queries has a higher importance than a term matching fewer documents, and/or fewer queries. To handle BERT’s sub-word tokens, DeepCT uses the importance of the first sub-word token for the entire word, and when a term occurs multiple times in the document, it takes the maximum importance across the multiple occurrences.

DeepImpact [Mallia et al. 2021] proposes for the first time to directly compute an impact score for each unique term in a document, without resorting to classical ranking functions, but simply summing up, at query processing time, the impacts of the query terms appearing in a document to compute its relevance score. For each term $w_i \in \mathcal{V}$ in a given document $d \in \mathcal{D}$, DeepImpact estimates its context-specific *impact* $z_i \in \mathbb{R}$. DeepImpact feeds the encoder-only model with the document sub-word tokens, producing an embedding for each input token. A non-learned *gating layer* Mask removes the embeddings of the sub-word tokens that do not correspond to the first sub-token of the whole word. Then DeepImpact transforms the remaining ℓ -dimensional representations with two feed forward networks with ReLU activations. The first network has

a weight matrix $W_1 \in \mathbb{R}^{\ell \times \ell}$, and the second network has a weight matrix $W_2 \in \mathbb{R}^{1 \times \ell}$:

$$\begin{aligned}
 [\psi_0, \psi_1, \dots] &= \text{Encoder}(\text{DocT5Query}(d)) \\
 [x_0, x_1, \dots] &= \text{Mask}(\psi_0, \psi_1, \dots) \\
 y_i &= \text{ReLU}(W_1 x_i) \\
 z_i &= \text{ReLU}(W_2 y_i)
 \end{aligned} \tag{25}$$

The output real numbers z_i , with $i = 1, \dots, |d|$, one per whole word in the input document, are then linearly quantised into 8-bit integers that can be stored in an inverted index. This produces a single-value score for each unique term in the document, representing its impact. Given a query q , the score of the document d is simply the sum of impacts for the intersection of terms in q and d . DeepImpact is trained with query, relevant document, non-relevant document triples, and, for each triple, two scores for the corresponding two documents are computed. The model is optimized via pairwise cross-entropy loss over the document scores. Moreover, DeepImpact has been the first sparse learned models leveraging at the same time documents expansion learning and impact score learning. In fact, DeepImpact leverages DocT5Query to enrich the document collection before learning the term impact.

TILDEv2 [Zhuang and Zuccon 2021b] computes the terms' impact with an approach similar to DeepImpact. The main differences are (i) the use of a single layer feed forward network with ReLU activations, instead of a two-layer network, to project the document embeddings into a single positive scalar value using a learned matrix $W \in \mathbb{R}^{1 \times \ell}$, (ii) the use of its own document expansion technique, as discussed in Section 5.1, (iii) the use of an index with sub-word terms instead of whole word terms, and (iv) the selection of the highest-valued impact score for a token if that token appears multiple times in a document:

$$\begin{aligned}
 [\psi_0, \psi_1, \dots] &= \text{Encoder}(\text{TILDEv2}(d)) \\
 z_i &= \text{ReLU}(W \psi_i)
 \end{aligned} \tag{26}$$

The z_i scores are then summed up, obtaining an accumulated query-document score. UniCOIL [Lin and Ma 2021] exploits the COIL approach (see Sec. 3), but instead of projecting the query and document embeddings on 8-32 dimensions, it projects them to single-dimension query weights and document weights. In UniCOIL the query and document [CLS] embeddings are not used, and the embeddings corresponding to normal query and document tokens are projected into single scalar values $v_1, \dots, v_{|d|}$ using a learned matrix $W \in \mathbb{R}^{1 \times \ell}$, with ReLU activations on the output term weights of

the base COIL model to force the model to generate non-negative weights.

$$\begin{aligned}
[\phi_0, \phi_1, \dots] &= \text{Encoder}(q) \\
[\psi_0, \psi_1, \dots] &= \text{Encoder}(\text{DocT5Query}(d)) \\
[v_1, v_2, \dots] &= [W\phi_1, W\phi_2, \dots] \\
[z_1, z_2, \dots] &= [W\psi_1, W\psi_2, \dots] \\
s(q, d) &= \sum_{t_i \in q} \max_{t_j \in d, t_j = t_i} v_i z_j
\end{aligned} \tag{27}$$

The document weights z_i are then linearly quantised into 8-bit integers, and the final query-document score is computed by summing up the highest valued document impact scores times its query weight v_i , computed at query processing time, as in Eq. (27).

5.3 Sparse representation learning

Instead of independently learning to expand the documents and then learning the impact score of the terms in the expanded documents, sparse representation learning aims at learning both at the same time. At its core, sparse representation learning projects the output embeddings of an encoder-only model into the input vocabulary, compute, for each input term in the document, a language model, i.e., a probability distribution over the whole vocabulary. These term-based language models capture the semantic correlations between the input term and all other terms in the collection, and they can be used to (i) *expand* the input text with highly correlated terms, and (ii) *compress* the input text by removing terms with low probabilities w.r.t. the other terms. Encoder-only models such as BERT already compute term-based language models, as part of their training as masked language models. Formally, given a document d , together with the output embeddings $\psi_{[\text{CLS}]}, \psi_1, \dots, \psi_{|d|}$, an encoder-only model also returns the *masked language heads* $\chi_1, \dots, \chi_{|d|}$, one for each token in the document, where $\chi_i \in \mathbb{R}^{|\mathcal{V}|}$ for $i = 1, \dots, |d|$ is an estimation of the importance of each word in the vocabulary implied by the i -th token in the document d . EPIC [MacAvaney et al. 2020a] and SparTerm [Bai et al. 2020] have been the first systems focusing on vocabulary-based expansion and importance estimation, and inspired the SPLADE [Formal et al. 2021] system, on which we focus.

For a given document $d \in \mathcal{D}$, SPLADE computes its per-token masked language heads $\chi_1, \dots, \chi_{|d|}$ using BERT, filters and sums up the these vocabulary-sized vectors into a single vector $\gamma(d) \in \mathbb{R}^{|\mathcal{V}|}$ representing the whole document, and then uses this vector

to represent the documents itself, together with the term importance scores:

$$\begin{aligned} [\chi_1, \dots, \chi_{|d|}] &= \text{Encoder}(d) \\ \gamma(d) &= \sum_{i=1}^{|d|} \log(1 + \text{ReLU}(\chi_i)) \end{aligned} \quad (28)$$

The logarithm and ReLU functions in Eq. (28) are computed element-wise; the logarithm prevents some terms with large values from dominating, and the ReLU function deals with the negative components of $\gamma(d)$.

The document representation γ potentially contains all terms in the vocabulary, even if the logarithm and ReLU functions in Eq. (28) can zero out some of its components. To learn to “sparsify” the document representations, Formal et al. [2021] leverage the FLOPS regulariser $\mathcal{L}_{\text{FLOPS}}$ [Paria et al. 2020]. As part of the SPLADE loss function used during training, the FLOPS loss is computed as the sum, across the terms in the vocabulary, of the squared probability p_w^2 that a term w has a non-zero weight in a document. Minimising the FLOPS loss coincides with minimising the non-zero weights in a document, i.e., maximising the number of zero weights in a document. The square operation helps in reducing high term weights more than low term weights. The probability that a term $w \in \mathcal{V}$ has a non-zero weight in a document d is proportional to the average weight of that term $\gamma_t(d)$ estimated through the whole collection. To make the computation feasible, the average is computed on a batch b of documents during training, considered as a representative sample of the whole collection:

$$\mathcal{L}_{\text{FLOPS}} = \sum_{t \in \mathcal{V}} p_t^2 = \sum_{t \in \mathcal{V}} \left(\frac{1}{|b|} \sum_{d \in b} \gamma_t(d) \right)^2 \quad (29)$$

SPLADE does not limit expansion to documents only. Indeed, Eq. (28) can be applied to a query q as well, to compute the corresponding vector $\gamma(q) \in \mathbb{R}^{|\mathcal{V}|}$. However, this query expansion must be carried out at query processing time; to reduce the latency, the expanded query should be far more sparse than a document. To enforce this different behaviour, Formal et al. [2021] adopt two distinct FLOPS regularisers for documents and queries, both as in Eq. 29.

6 Conclusions

This overview aimed to provide the foundations of neural IR approaches for ad-hoc ranking, focusing on the core concepts and the most commonly adopted neural architecture in current research. In particular, in Section 1 we provided a background on

the different ways to represent texts, such as queries and documents, to be processed in IR systems. Sections 2 and 3 illustrated the main system architectures in neural IR, namely interaction-focused and representation-focused systems. In Section 4 we reviewed the multi-stage retrieval architectures exploiting neural IR systems, and we provided a quick overview of the embedding indexes and algorithms for dense retrieval. Finally, in Section 5, we discussed the main state-of-the-art solutions for learning sparse representations.

Neural IR systems are currently a hot research topic, and many excellent surveys complement and deepen the concepts discussed in this overview. The interested readers can find a fully-fledged detailed presentation of pre-trained transformers for ranking, with many experimental evaluations, in the recent book by [Lin et al. 2021], as well as applications of dense retrieval to conversational system in the books by Gao et al. [2022] and Zamani et al. [2022].

References

- Y. Bachrach, Y. Finkelstein, R. Gilad-Bachrach, L. Katzir, N. Koenigstein, N. Nice, and U. Paquet. 2014. Speeding up the Xbox Recommender System Using a Euclidean Transformation for Inner-Product Spaces. In *Proc. RecSys*, p. 257–264.
- Y. Bai, X. Li, G. Wang, C. Zhang, L. Shang, J. Xu, Z. Wang, F. Wang, and Q. Liu. 2020. Sparterm: Learning term-based sparse representation for fast text retrieval. *Preprint: arXiv:2010.00768*.
- M. Bendersky, W. B. Croft, and Y. Diao. 2011. Quality-biased ranking of web documents. In *Proc. WSDM*, pp. 95–104.
- L. S. Blackford, A. Petitet, R. Pozo, K. Remington, R. C. Whaley, J. Demmel, J. Dongarra, I. Duff, S. Hammarling, G. Henry, et al. 2002. An Updated Set of Basic Linear Algebra Subprograms (BLAS). *ACM Transactions on Mathematical Software*, 28(2): 135–151.
- J. Bromley, I. Guyon, Y. LeCun, E. Säckinger, and R. Shah. 1993. Signature Verification using a “Siamese” Time Delay Neural Network. In *Proc. NIPS*.
- C. Burges, T. Shaked, E. Renshaw, A. Lazier, M. Deeds, N. Hamilton, and G. Hullender. 2005. Learning to Rank Using Gradient Descent. In *Proc. ICML*, p. 89–96.
- C. J. C. Burges. 2010. From RankNet to LambdaRank to LambdaMART: An overview. *Microsoft Research Technical Report*.
- S. Büttcher, C. Clarke, and G. V. Cormack. 2010. *Information Retrieval: Implementing and Evaluating Search Engines*. The MIT Press.
- B. B. Cambazoglu and R. A. Baeza-Yates. 2015. *Scalability Challenges in Web Search Engines*. Morgan & Claypool Publishers.
- Z. Dai and J. Callan. 2019a. Deeper Text Understanding for IR with Contextual Neural Language Modeling. In *Proc. SIGIR*, p. 985–988.
- Z. Dai and J. Callan. 2019b. Context-aware sentence/passage term importance estimation for first stage retrieval. *Preprint: arXiv:1910.10687*.
- Z. Dai and J. Callan. 2020. Context-aware document term weighting for ad-hoc search. In *Proc. WWW*, pp. 1897–1907.

- Z. Dai, C. Xiong, J. Callan, and Z. Liu. 2018. Convolutional Neural Networks for Soft-Matching N-Grams in Ad-Hoc Search. In *Proc. WSDM*, p. 126–134.
- M. Datar, N. Immorlica, P. Indyk, and V. S. Mirrokni. 2004. Locality-Sensitive Hashing Scheme Based on p-Stable Distributions. In *Proc. SoCG*, p. 253–262.
- J. Devlin, M.-W. Chang, K. Lee, and K. Toutanova. 2019. BERT: Pre-training of deep bidirectional transformers for language understanding. In *Proc. NAACL*, pp. 4171–4186.
- W. Dong, C. Moses, and K. Li. 2011. Efficient K-Nearest Neighbor Graph Construction for Generic Similarity Measures. In *Proc. WWW*, p. 577–586.
- A. Fan, M. Lewis, and Y. Dauphin. 2018a. Hierarchical Neural Story Generation. In *Proc. ACL*.
- Y. Fan, J. Guo, Y. Lan, J. Xu, C. Zhai, and X. Cheng. 2018b. Modeling Diverse Relevance Patterns in Ad-Hoc Retrieval. In *Proc. SIGIR*, p. 375–384.
- T. Formal, B. Piwowarski, and S. Clinchant. 2021. SPLADE: Sparse Lexical and Expansion Model for First Stage Ranking. In *Proc. SIGIR*, p. 2288–2292.
- J. Gao, C. Xiong, P. Bennet, and N. Craswell, 2022. Neural approaches to conversational information retrieval.
- L. Gao, Z. Dai, and J. Callan. 2021. COIL: Revisit Exact Lexical Match in Information Retrieval with Contextualized Inverted List. In *Proc. NAACL-HLT*, pp. 3030–3042.
- A. Gersho and R. M. Gray. 1992. *Vector Quantization and Signal Compression*. Kluwer.
- F. C. Gey. 1994. Inferring Probability of Relevance Using the Method of Logistic Regression. In *Proc. SIGIR*, p. 222–231.
- D. Gillick, S. Kulkarni, L. Lansing, A. Presta, J. Baldrige, E. Ie, and D. Garcia-Olano. 2019. Learning Dense Representations for Entity Retrieval. In *Proc. CoNLL*, pp. 528–537.
- J. Guo, Y. Fan, Q. Ai, and W. B. Croft. 2016. A Deep Relevance Matching Model for Ad-Hoc Retrieval. In *Proc. CIKM*, p. 55–64.
- J. Guo, Y. Fan, L. Pang, L. Yang, Q. Ai, H. Zamani, C. Wu, W. B. Croft, and X. Cheng. 2020. A deep look into neural ranking models for information retrieval. *Information Processing & Management*, 57(6): 1–20.

- Z. S. Harris. 1954. Distributional structure. *Word*, 10(23): 146–162.
- B. Hu, Z. Lu, H. Li, and Q. Chen. 2014. Convolutional Neural Network Architectures for Matching Natural Language Sentences. In *Proc. NIPS*, p. 2042–2050.
- P.-S. Huang, X. He, J. Gao, L. Deng, A. Acero, and L. Heck. 2013. Learning Deep Structured Semantic Models for Web Search Using Clickthrough Data. In *Proc. CIKM*, p. 2333–2338.
- K. Hui, A. Yates, K. Berberich, and G. de Melo. 2017. PACRR: A Position-Aware Neural IR Model for Relevance Matching. In *Proc. EMNLP*, pp. 1049–1058.
- K. Hui, A. Yates, K. Berberich, and G. de Melo. 2018. Co-PACRR: A Context-Aware Neural IR Model for Ad-Hoc Retrieval. In *Proc. WSDM*, p. 279–287.
- S. Humeau, K. Shuster, M.-A. Lachaux, and J. Weston. 2019. Real-time inference in multi-sentence tasks with deep pretrained transformers. *DeepAI Technical Report*.
- P. Indyk and R. Motwani. 1998. Approximate Nearest Neighbors: Towards Removing the Curse of Dimensionality. In *Proc. STOC*, p. 604–613.
- H. Jégou, M. Douze, and C. Schmid. 2011. Product Quantization for Nearest Neighbor Search. *IEEE Transactions on Pattern Analysis and Machine Intelligence*, 33(1): 117–128.
- J. Johnson, M. Douze, and H. Jégou. 2021. Billion-Scale Similarity Search with GPUs. *IEEE Transactions on Big Data*, 7(03): 535–547. ISSN 2332-7790.
- T. B. Johnson and C. Guestrin. 2018. Training Deep Models Faster with Robust, Approximate Importance Sampling. In *Proc. NeurIPS*.
- A. Joulin, E. Grave, P. Bojanowski, and T. Mikolov. 2017. Bag of Tricks for Efficient Text Classification. In *Proc. EACL*, pp. 427–431.
- D. Jurafsky and J. H. Martin. 2009. *Speech and language processing : an introduction to natural language processing, computational linguistics, and speech recognition*. Pearson Prentice Hall.
- V. Karpukhin, B. Oguz, S. Min, P. Lewis, L. Wu, S. Edunov, D. Chen, and W.-t. Yih. 2020. Dense Passage Retrieval for Open-Domain Question Answering. In *Proc. EMNLP*, pp. 6769–6781.
- A. Katharopoulos and F. Fleuret. 2018. Not All Samples Are Created Equal: Deep Learning with Importance Sampling. In *Proc. ICML*.

- O. Khattab and M. Zaharia. 2020. ColBERT: Efficient and Effective Passage Search via Contextualized Late Interaction over BERT. In *Proc. SIGIR*, p. 39–48.
- J. Kleinberg. 2000. The Small-World Phenomenon: An Algorithmic Perspective. In *Proc. STOC*, pp. 163–170.
- V. Lavrenko and W. B. Croft. 2001. Relevance-based Language Models. In *Proc. SIGIR*, pp. 120–127.
- Y. LeCun and Y. Bengio. 1998. Convolutional Networks for Images, Speech, and Time Series. In *The Handbook of Brain Theory and Neural Networks*, pp. 255–258. MIT Press.
- M. Lewis, Y. Liu, N. Goyal, M. Ghazvininejad, A. Mohamed, O. Levy, V. Stoyanov, and L. Zettlemoyer. 2020. BART: Denoising Sequence-to-Sequence Pre-training for Natural Language Generation, Translation, and Comprehension. In *Proc. ACL*, pp. 7871–7880.
- C. Li, A. Yates, S. MacAvaney, B. He, and Y. Sun. 2020. Parade: Passage representation aggregation for document reranking. *arXiv preprint arXiv:2008.09093*.
- J. Lin and X. Ma. 2021. A few brief notes on DeepImpact, COIL, and a conceptual framework for information retrieval techniques. *Preprint: arXiv:2106.14807*.
- J. Lin, R. Nogueira, and A. Yates. 2021. *Pretrained Transformers for Text Ranking: BERT and Beyond*. Synthesis Lectures on Human Language Technologies. Morgan & Claypool Publishers.
- T.-Y. Liu. 2009. Learning to Rank for Information Retrieval. *Foundations and Trends in Information Retrieval*, 3(3): 225–331.
- Y. Liu, M. Ott, N. Goyal, J. Du, M. Joshi, D. Chen, O. Levy, M. Lewis, L. Zettlemoyer, and V. Stoyanov. 2019. RoBERTa: A Robustly Optimized BERT Pretraining Approach. *ArXiv*, abs/1907.11692.
- Y. Luan, J. Eisenstein, K. Toutanova, and M. Collins. 2021. Sparse, Dense, and Attentional Representations for Text Retrieval. *Transactions of the Association for Computational Linguistics*, 9: 329–345.
- Q. Lv, W. Josephson, Z. Wang, M. Charikar, and K. Li. 2007. Multi-Probe LSH: Efficient Indexing for High-Dimensional Similarity Search. In *Proc. VLDB*, pp. 950–961.
- S. MacAvaney, A. Yates, A. Cohan, and N. Goharian. 2019. CEDR: Contextualized Embeddings for Document Ranking. In *Proc. SIGIR*, p. 1101–1104.

- S. MacAvaney, F. M. Nardini, R. Perego, N. Tonello, N. Goharian, and O. Frieder. 2020a. Expansion via Prediction of Importance with Contextualization. In *Proc. SIGIR*, pp. 1573–1576.
- S. MacAvaney, F. M. Nardini, R. Perego, N. Tonello, N. Goharian, and O. Frieder. 2020b. Efficient Document Re-Ranking for Transformers by Precomputing Term Representations. In *Proc. SIGIR*, pp. 49–58.
- C. Macdonald and N. Tonello. 2021. On approximate nearest neighbour selection for multi-stage dense retrieval. In *Proc. CIKM*, p. 3318–3322.
- C. Macdonald, R. L. T. Santos, and I. Ounis. 2012. The whens and hows of learning to rank for web search. *Information Retrieval*, 16(5): 584–628.
- Y. Malkov, A. Ponomarenko, A. Logvinov, and V. Krylov. 2013. Approximate nearest neighbor algorithm based on navigable small world graphs. *Information Systems*, 45: 61–68.
- Y. A. Malkov and D. A. Yashunin. 2020. Efficient and Robust Approximate Nearest Neighbor Search Using Hierarchical Navigable Small World Graphs. *IEEE Transactions on Pattern Analysis & Machine Intelligence*, 42(04): 824–836.
- A. Mallia, O. Khattab, T. Suel, and N. Tonello. 2021. Learning Passage Impacts for Inverted Indexes. In *Proc. SIGIR*, pp. 1723–1727.
- A. Mallia, J. Mackenzie, T. Suel, and N. Tonello. 2022. Faster Learned Sparse Retrieval with Guided Traversal. In *Proc. SIGIR*, p. 5.
- C. D. Manning, P. Raghavan, and H. Schütze. 2008. *Introduction to Information Retrieval*. Cambridge University Press.
- T. Mikolov, I. Sutskever, K. Chen, G. S. Corrado, and J. Dean. 2013. Distributed Representations of Words and Phrases and their Compositionality. In *Proc. NIPS*.
- B. Neyshabur and N. Srebro. 2015. On Symmetric and Asymmetric LSHs for Inner Product Search. In *Proc. ICML*, pp. 1926–1934.
- R. Nogueira and K. Cho. 2019. Passage Re-ranking with BERT. *arXiv 1901.04085*.
- R. Nogueira and J. Lin. 2019. From doc2query to docTTTTTquery. *Online preprint*.
- R. Nogueira, W. Yang, K. Cho, and J. Lin. 2019a. Multi-stage document ranking with BERT. *arXiv 1910.14424*.

- R. Nogueira, W. Yang, J. Lin, and K. Cho. 2019b. Document expansion by query prediction. *Preprint: arXiv:1904.08375*.
- R. Nogueira, Z. Jiang, R. Pradeep, and J. Lin. 2020. Document Ranking with a Pre-trained Sequence-to-Sequence Model. In *Proc. EMNLP*, pp. 708–718.
- L. Pang, Y. Lan, J. Guo, J. Xu, and X. Cheng. 2016. A Study of MatchPyramid Models on Ad-hoc Retrieval. *arXiv 1606.04648*.
- L. Pang, Y. Lan, J. Guo, J. Xu, J. Xu, and X. Cheng. 2017. DeepRank: A New Deep Architecture for Relevance Ranking in Information Retrieval. In *Proc. CIKM*, pp. 257–266.
- B. Paria, C. Yeh, I. E. Yen, N. Xu, P. Ravikumar, and B. Póczos. 2020. Minimizing FLOPs to Learn Efficient Sparse Representations. In *Proc. ICLR*.
- J. Pennington, R. Socher, and C. D. Manning. 2014. GloVe: Global Vectors for Word Representation. In *Proc. EMNLP*, pp. 1532–1543.
- F. Petroni, T. Rocktäschel, S. Riedel, P. Lewis, A. Bakhtin, Y. Wu, and A. Miller. 2019. Language Models as Knowledge Bases? In *Proc. EMNLP-IJCNLP*, pp. 2463–2473.
- J. M. Ponte and W. B. Croft. 1998. A Language Modeling Approach to Information Retrieval. In *Proc. SIGIR*, pp. 275–281.
- A. Radford and K. Narasimhan. 2018. Improving Language Understanding by Generative Pre-Training. *OpenAI Technical Report*.
- A. Radford, J. Wu, R. Child, D. Luan, D. Amodei, and I. Sutskever. 2019. Language Models are Unsupervised Multitask Learners. *OpenAI Technical report*.
- C. Raffel, N. Shazeer, A. Roberts, K. Lee, S. Narang, M. Matena, Y. Zhou, W. Li, and P. J. Liu. 2020. Exploring the Limits of Transfer Learning with a Unified Text-to-Text Transformer. *Journal of Machine Learning Research*, 21(140): 1–67.
- S. Robertson and H. Zaragoza. 2009. The Probabilistic Relevance Framework: BM25 and Beyond. *Foundations and Trends in Information Retrieval*, 3(4): 333–389.
- S. E. Robertson. 1977. The Probability Ranking Principle in IR. *Journal of Documentation*, 33(4): 294–304.
- J. Rocchio. 1971. Relevance feedback in information retrieval. *The Smart Retrieval System-experiments in Automatic Document Processing*, pp. 313–323.

- G. Salton, A. Wong, and C. S. Yang. 1975. A Vector Space Model for Automatic Indexing. *Communications of the ACM*, 18(11): 613–620.
- V. Sanh, L. Debut, J. Chaumond, and T. Wolf. 2019. DistilBERT, a distilled version of BERT: smaller, faster, cheaper and lighter. In *Proc. 5th Workshop on Energy Efficient Machine Learning and Cognitive Computing @ NeurIPS 2019*.
- N. Tonello and C. Macdonald. 2021. Query Embedding Pruning for Dense Retrieval. In *Proc. CIKM*, p. 3453–3457.
- N. Tonello, C. Macdonald, and I. Ounis. 2018. Efficient query processing for scalable web search. *Foundations and Trends in Information Retrieval*, 12(4–5): 319–492.
- J. Urbanek, A. Fan, S. Karamcheti, S. Jain, S. Humeau, E. Dinan, T. Rocktäschel, D. Kiela, A. Szlam, and J. Weston. 2019. Learning to speak and act in a fantasy text adventure game. In *Proc. EMNLP-IJCNLP*, pp. 673–683.
- A. Vaswani, N. Shazeer, N. Parmar, J. Uszkoreit, L. Jones, A. N. Gomez, L. Kaiser, and I. Polosukhin. 2017. Attention is All You Need. In *Proc. NeurIPS*, p. 6000–6010.
- Y. Wu, M. Schuster, Z. Chen, Q. V. Le, M. Norouzi, W. Macherey, M. Krikun, Y. Cao, Q. Gao, K. Macherey, et al. 2016. Google’s neural machine translation system: Bridging the gap between human and machine translation. *arXiv preprint arXiv:1609.08144*.
- E. P. Xing, A. Y. Ng, M. I. Jordan, and S. Russell. 2002. Distance Metric Learning, with Application to Clustering with Side-Information. In *Proc. NIPS*, pp. 521–528.
- C. Xiong, Z. Dai, J. Callan, Z. Liu, and R. Power. 2017. End-to-End Neural Ad-Hoc Ranking with Kernel Pooling. In *Proc. SIGIR*, p. 55–64.
- L. Xiong, C. Xiong, Y. Li, K.-F. Tang, J. Liu, P. Bennett, J. Ahmed, and A. Overwijk. 2021. Approximate Nearest Neighbor Negative Contrastive Learning for Dense Text Retrieval. In *Proc. ICLR*.
- H. Zamani, J. R. Trippas, J. Dalton, and F. Radlinski, 2022. Conversational information seeking.
- J. Zhan, J. Mao, Y. Liu, J. Guo, M. Zhang, and S. Ma. 2021a. Jointly Optimizing Query Encoder and Product Quantization to Improve Retrieval Performance. In *Proc. CIKM*, pp. 2487–2496.

- J. Zhan, J. Mao, Y. Liu, J. Guo, M. Zhang, and S. Ma. 2021b. Optimizing Dense Retrieval Model Training with Hard Negatives. In *Proc. SIGIR*, pp. 1503–1512.
- J. Zhan, J. Mao, Y. Liu, J. Guo, M. Zhang, and S. Ma. 2022. Learning Discrete Representations via Constrained Clustering for Effective and Efficient Dense Retrieval. In *Proc. WSDM*, pp. 1328–1336.
- H. Zhang, H. Shen, Y. Qiu, Y. Jiang, S. Wang, S. Xu, Y. Xiao, B. Long, and W.-Y. Yang. 2021. Joint Learning of Deep Retrieval Model and Product Quantization Based Embedding Index. In *Proc. SIGIR*, pp. 1718–1722.
- L. Zhao. 2012. *Modeling and solving term mismatch for full-text retrieval*. PhD thesis, Carnegie Mellon University.
- S. Zhuang and G. Zuccon. 2021a. TILDE: Term Independent Likelihood MoDEL for Passage Re-Ranking. In *Proc. SIGIR*, pp. 1483–1492.
- S. Zhuang and G. Zuccon. 2021b. Fast passage re-ranking with contextualized exact term matching and efficient passage expansion. *Preprint: arXiv:2108.08513*.