

The Analogy between Electromagnetics and Hydrodynamics

Kai-Xin Hu^{a,1}

^aSchool of Mechanical Engineering and Mechanics, Ningbo University, Ningbo, Zhejiang 315211, China

Abstract

The similarity between electromagnetics and hydrodynamics has been noticed for a long time. Maxwell developed an analogy, where the magnetic field and the vector potential in electromagnetics are compared to the vorticity and velocity in hydrodynamics, respectively. However, this theory cannot make a correspondence of energy between two fields. In the present work, the electromagnetic fields in a conducting medium are compared to the flow fields of an incompressible Newtonian fluid. The result shows that the magnetic induction intensity, current density, Lorentz force, superconductor boundary, Ohm's law and Ampere force in electromagnetics are analogous to the velocity, vorticity, Lamb vector, solid boundary, Newton's law of viscosity and Kutta-Joukowski's theorem of lift force in hydrodynamics, respectively. The Navier-Stokes equation is derived for the evolution of magnetic field in the medium by using the Maxwell equations, Lorentz force and Ohm's law. The work is useful for a deep understanding of electromagnetics and hydrodynamics.

¹Email:hukaixin@nbu.edu.com

1. Introduction

The method of physical analogy, which was first proposed by Maxwell, exploits the formal similarities between two distinct domains of science[1]. It can bring a better understanding of different fields and has greatly promoted the development of physics in history. For example, W.Thomson [2] has solved the problem in electrostatics by making analogy between the electrostatic force and the heat flux, while Maxwell [3] has developed the equations of electromagnetics on the vortex-idle wheel model of electromagnetic medium. Feynmann [4] has also shown many examples of analogies between different physical problems in his lectures.

The similarity between electromagnetics and hydrodynamics has been noticed since the 19th century. Helmholtz has taken the rotating fluid element to be analogous to the electric current, and the velocity field \mathbf{v} is analogous to the magnetic field \mathbf{B} [1]. He has used the Biot-Savart formula of electromagnetism to derive the velocity from the vorticity [5]. However, Maxwell [3] believes that Helmholtz has misconstrued the corresponding analogy, and has proposed another analogy, where the magnetic field and the electric current in electromagnetics are compared to the rotation and motion of fluids in hydrodynamics, respectively. J.J.Thomson [6] has made analogy between the lines of electric force in vacuum and vortex filaments in an inviscid fluid.

In recent years, the analogy proposed by Maxwell has been developed by many authors. Marmanis [7] has initiated a new theory of turbulence based on the analogy between electromagnetism and turbulent hydrodynamics. The magnetic and electric fields \mathbf{B}, \mathbf{E} correspond to the vorticity $\boldsymbol{\omega} = \nabla \times \mathbf{v}$ and Lamb vector $\mathbf{L} = \boldsymbol{\omega} \times \mathbf{v}$ in an

inviscid fluid flow, respectively. Later, this analogy is adopted by Martins & Pinheiro [8], B ker & Tripoli [9] and Panakkal, Parameswaran & Vedan [10]. Scofield and Huq [11] have presented the fluid dynamical analogs of the Lorentz force law and Poynting theorem of electrodynamics, where the vorticity in geometrodynamical theory of fluids is analogous to the magnetic field.

A new analogy between the equations of compressible fluids and Maxwell equations has been presented by Kambe [12,13]. The magnetic field is compared to the vorticity, the electric field \mathbf{E} to the convective acceleration $\mathbf{a}_c = (\mathbf{v} \cdot \nabla)\mathbf{v}$, and the sound wave is analogous to the electromagnetic wave. This work was followed by Jamati [14], who has made analogy between vortex waves and electromagnetic waves. Arbab [15] has made analogy between electromagnetics and hydrodynamics, where the magnetic field still plays a role of vorticity while the electric field corresponds to the hydroelectric field $\mathbf{E}_h = -\frac{\partial \mathbf{v}}{\partial t} - \nabla \left(\frac{1}{2} |\mathbf{v}|^2 \right)$.

However, there are some disadvantages in these analogies. The most important one is the energy. In electromagnetics, the energy density w is proportional to $\frac{1}{2} \left(|\mathbf{B}|^2 + \frac{1}{c^2} |\mathbf{E}|^2 \right)$, where c is the speed of light. On the contrary, in hydrodynamics, $\frac{1}{2} |\boldsymbol{\omega}|^2$ does not correspond to a kind of energy density in the flow. Indeed, it is called the enstrophy density in the vortex dynamics [16], and its volume integral measures the dissipation rate of kinetic energy. Similarly, none of $\frac{1}{2} |\mathbf{L}|^2$, $\frac{1}{2} |\mathbf{a}_c|^2$, $\frac{1}{2} |\mathbf{E}_h|^2$ corresponds to a kind of energy density. Therefore, we cannot give a proper correspondence of energy in these analogies.

Another serious problem is that these analogies impose some special relationships between the magnetic and electric fields. The analogy $\mathbf{B} \sim \boldsymbol{\omega}$, $\mathbf{E} \sim \mathbf{L} = \boldsymbol{\omega} \times \mathbf{v}$ leads to $\mathbf{B} \perp \mathbf{E}$. When $\mathbf{E} \sim \mathbf{a}_c$ or $\mathbf{E} \sim \mathbf{E}_h$, the magnetic and electric fields are determined by a three-dimensional vector \mathbf{v} , which differs from the vector potential \mathbf{A} in the classical theory. However, these relations are not generally found in electromagnetism. Although the analogies above have achieved some progress and made applications in acoustics [12] and turbulence [8], these obvious problems limit their further developments and applications.

In the present work, the analogy between electromagnetics and hydrodynamics is developed by following the way of Helmholtz, where the velocity \mathbf{v} and the vorticity $\boldsymbol{\omega}$ are analogous to the magnetic field \mathbf{B} and the current density \mathbf{j} , respectively. We show that this analogy can construct a variety of correspondences between physical quantities.

The paper is organized as follows. In Section 2, the similarities of equations and field patterns between electromagnetic and flow fields are presented. The Ohm's law of resistance is analogous to the Newton's Law of viscosity, and the equation of Ampere force is analogous to Kutta-Joukowski theorem of lift. The electromagnetic field in a conducting medium is analyzed. Then in Section 3, the Navier-Stokes equation is derived from the Maxwell equations, Lorenz force and Ohm's law. After that, some topics are discussed in Section 4. Finally, the conclusions are drawn in Section 5.

2. The similarities between electromagnetics and hydrodynamics

In this section, we list some similarities between the electromagnetic field and the incompressible fluid flow in the following paragraphs.

2.1 The governing equations of magnetic field and flow field

In electromagnetics, the magnetic field is divergence-free,

$$\nabla \cdot \mathbf{B} = 0. \quad (2.1)$$

The Ampere's law of magnetostatics is

$$\oint_C \mathbf{B} \cdot d\mathbf{l} = \mu I, \quad (2.2)$$

where I is the total current through the loop C and μ is the permeability. Its differential form is

$$\nabla \times \mathbf{B} = \mu \mathbf{j}, \quad (2.3)$$

where \mathbf{j} is the current density.

On the other hand, in hydrodynamics, the continuity equation of an incompressible fluid is

$$\nabla \cdot \mathbf{v} = 0. \quad (2.4)$$

The circulation Γ around a loop C' is defined as

$$\oint_{C'} \mathbf{v} \cdot d\mathbf{l} = \Gamma, \quad (2.5)$$

while the vorticity $\boldsymbol{\omega}$ has

$$\nabla \times \mathbf{v} = \boldsymbol{\omega}. \quad (2.6)$$

Based on (2.1)-(2.6), we observe that $\mathbf{B}, I, \mathbf{j}$ in electromagnetics are analogous to $\mathbf{v}, \Gamma, \boldsymbol{\omega}$ in hydrodynamics.

2.2 The patterns of magnetic field and flow field

The patterns of magnetic and flow fields are similar in many cases. The magnetic field induced by a solenoid is displayed in Fig.1(a). When the number of turns in the wind

per length along the cylinder is large enough, the magnetic field lines are restricted inside the cylinder except the region near two ends, which looks like the streamlines in a pipe flow in Fig.1(b).

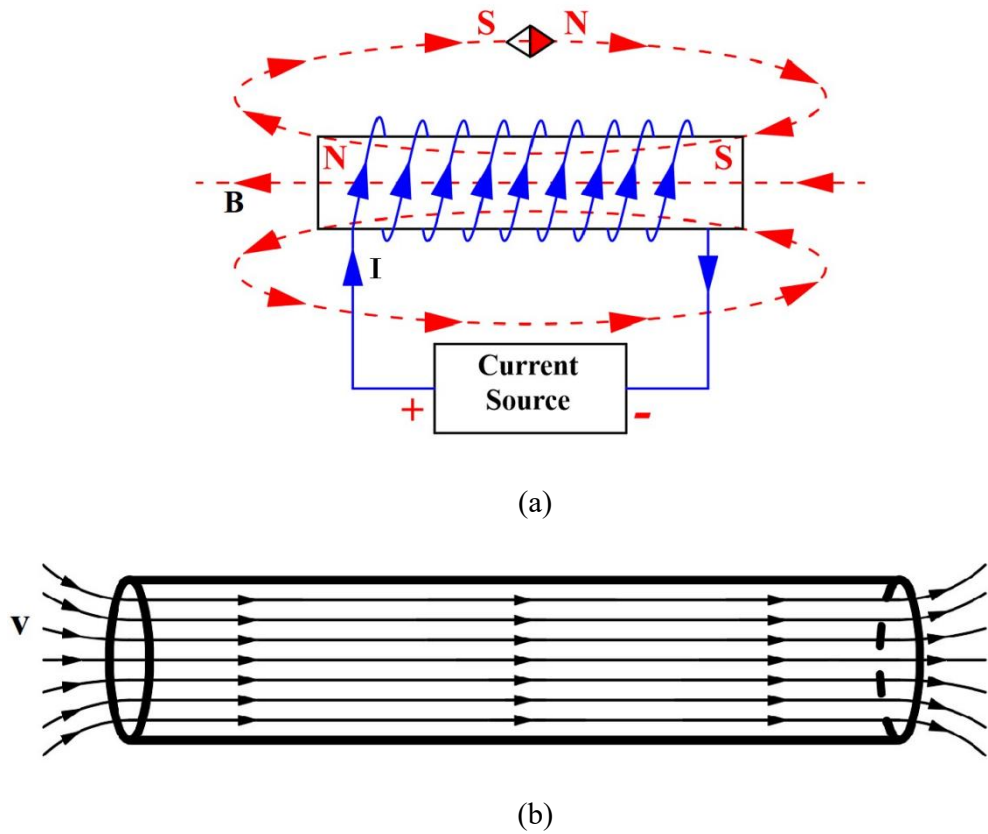


Fig. 1. (a)The magnetic field induced by a solenoid. (b)The fluid flow in a pipe.

Fig.2(a) shows that the magnetic field lines induced by a current filament form concentric circles. The magnetic field has $\mathbf{B} = \frac{\mu I}{2\pi r} \mathbf{e}_\theta$, where \mathbf{e}_θ is the unit vector in the circumferential direction. The corresponding one in fluid flow is the point vortex in Fig.2(b), whose velocity field has $\mathbf{v} = \frac{\Gamma}{2\pi r} \mathbf{e}_\theta$. Similarly, the magnetic field induced by a current ring in Fig.3(a) is like the velocity field induced by a vortex ring in Fig.3(b).

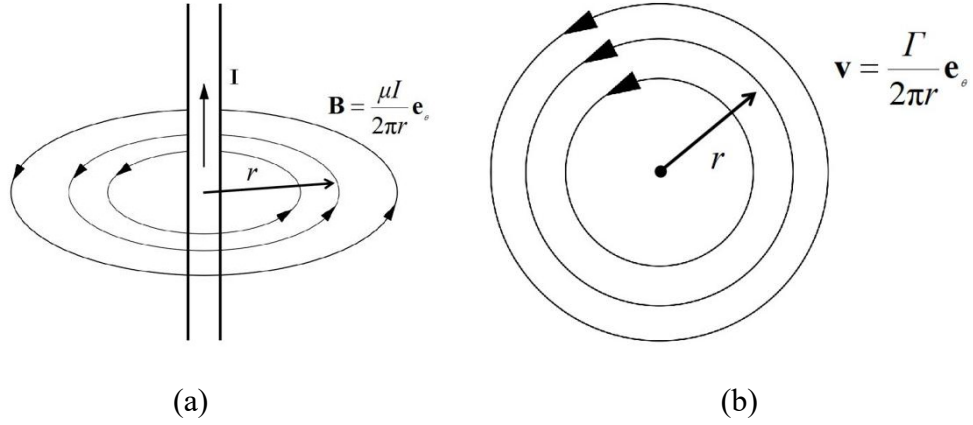


Fig. 2. (a) The magnetic field around a current filament; (b) The velocity field of a point vortex.

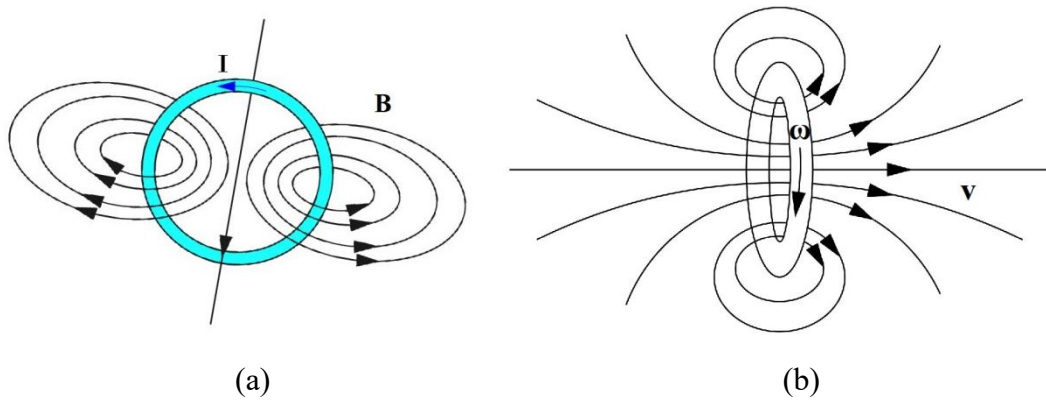


Fig. 3. (a) The magnetic field induced by a current ring; (b) The velocity field induced by a vortex ring.

Fig.4(a) shows the Meissner effect, which is the expulsion of magnetic field from a conductor when it is cooled below the critical temperature T_c and transits to the superconducting state. The magnetic field lines around the superconductor are similar to the streamlines around a sphere in the fluid flow, where the streamlines cannot penetrate the solid boundary.

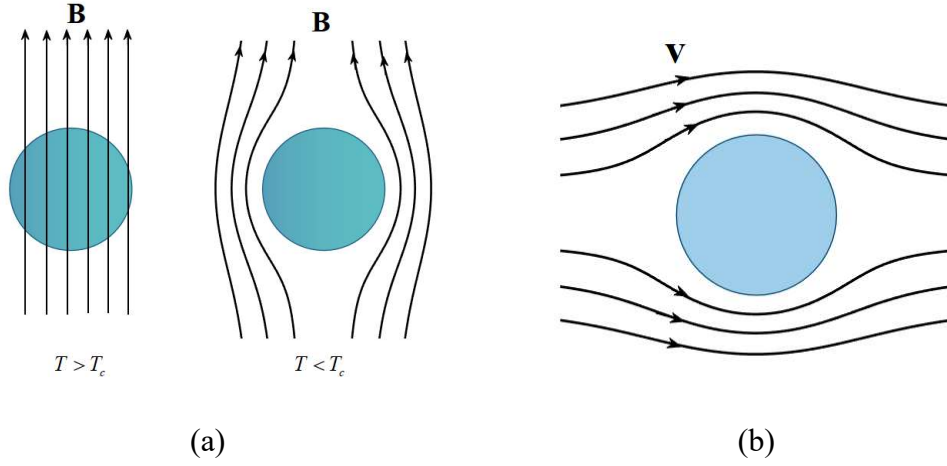


Fig. 4. (a) The magnetic field around a conductor; (b) The velocity field around a sphere.

2.3 Ohm's law of resistance and Newton's Law of Viscosity

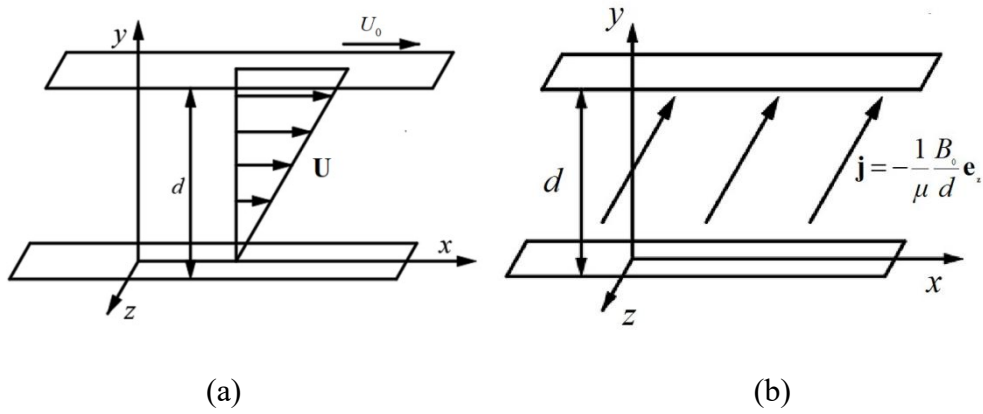


Fig. 5. (a) The plane Couette flow; (b) An uniform current field between two parallel plates.

We consider the plane Couette flow in Fig.5(a), where the fluid between two parallel plates is driven by the upper plate at the speed of U_0 while the lower plate is static. Newton's law of viscosity suggests that

$$\tau_{12} = \eta U_0 / d, \quad (2.7)$$

where τ_{12} is the shear stress, η is the dynamic viscosity and d is the distance between two plates. Thus, the viscous dissipation rate per unit volume is

$$\phi_f = \eta(U_0/d)^2. \quad (2.8)$$

When the velocity field $\mathbf{U} = \frac{U_0 y}{d} \mathbf{e}_x$ of plane Couette flow is analogous to a magnetic field $\mathbf{B} = \frac{B_0 y}{d} \mathbf{e}_x$, its current density is $\mathbf{j} = -\frac{1}{\mu} \frac{B_0}{d} \mathbf{e}_z$ (see in Fig.5(b)). Suppose the current is driven by an electric field \mathbf{E} , Ohm's law of resistance suggests that

$$\mathbf{j} = \sigma \mathbf{E}, \quad (2.9)$$

where σ is the electrical conductivity. The dissipation rate per unit volume is

$$\phi_e = \mathbf{j} \cdot \mathbf{E} = \frac{1}{\sigma} \mathbf{j}^2 = \frac{1}{\sigma \mu^2} \left(\frac{B_0}{d} \right)^2. \quad (2.10)$$

Therefore, the fluid viscosity η is analogous to the electrical resistivity $\chi = 1/\sigma$. It should be noted that the current can also be driven by a non-electrostatic force field \mathbf{K} , so the general form of Ohm's law is

$$\mathbf{j} = \sigma(\mathbf{E} + \mathbf{K}), \quad (2.11)$$

which will be used in Section 3.

2.4 Ampere force and Kutta-Joukowski theorem

The Lorentz force on a moving charge q with velocity \mathbf{v} in the magnetic field is

$$\mathbf{f}_l = q\mathbf{v} \times \mathbf{B}. \quad (2.12)$$

So the Lorentz force density is $\mathbf{f} = \mathbf{j} \times \mathbf{B}$, which is analogous to the Lamb vector $\mathbf{L} = \boldsymbol{\omega} \times \mathbf{v}$ in hydrodynamics.

For a current filament with length l in the magnetic field, the Lorentz force on moving charges lead to the Ampere force on the filament

$$\mathbf{F} = \mathbf{I} \times \mathbf{B}l. \quad (2.13)$$

We consider two parallel current filaments in Fig.5. The force per unit length on filament II is $\mathbf{F}_l = -\mathbf{B}_I \times \mathbf{i}_2$, where \mathbf{B}_I is the magnetic induction intensity induced by

filament I in the place of filament II, and \mathbf{i}_2 is the current of filament II.

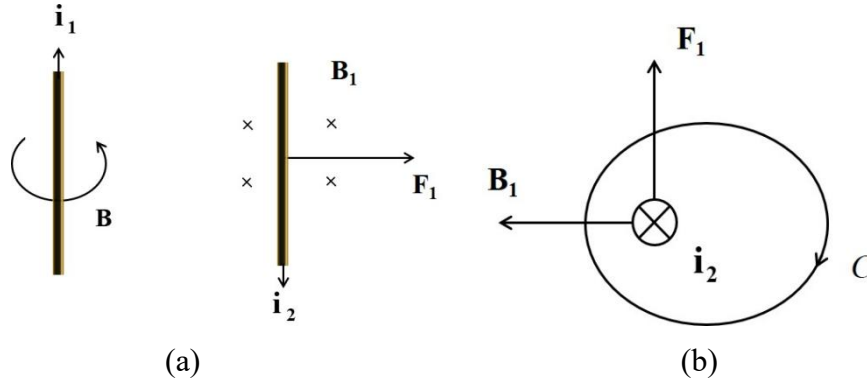


Fig. 5 The Ampere force between two parallel current filaments: (a) side view;
(b) top view.

Due to the Ampere's law, the loop-integration of magnetic field around filament II is

$$\zeta = \oint_C \mathbf{B} \cdot d\mathbf{l} = \mu |\mathbf{i}_2|, \quad (2.14)$$

where C is loop around filament II. Thus, the Ampere force on filament II unit length is

$$\mathbf{F}_1 = -\frac{1}{\mu} \mathbf{B}_1 \times \zeta. \quad (2.15)$$

where $\zeta = \mu \mathbf{i}_2$.

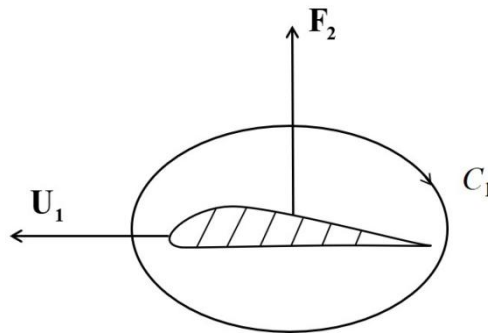


Fig. 6 The two-dimensional incompressible irrotational flow around an aerofoil.

In hydrodynamics, the Kutta-Joukowski theorem shows that the lift force on an aerofoil in the two-dimensional incompressible irrotational flow is

$$\mathbf{F}_2 = -\rho \mathbf{U}_1 \times \mathbf{\Gamma}, \quad (2.16)$$

where \mathbf{F}_2 is the lift force, ρ is the fluid density, \mathbf{U}_1 is the velocity of the airfoil, while the air at infinity is static. $\mathbf{\Gamma}$ is the circulation of the loop C_1 around the airfoil in the clockwise direction,

$$|\mathbf{\Gamma}| = \oint_{C_1} \mathbf{v} \cdot d\mathbf{l}. \quad (2.17)$$

In Fig. 5, the magnetic field tends to zero at infinity, so we let the velocity of air tends to zero at infinity in Fig. 6.

As ρ is a constant for the incompressible fluid, we can see that the similarity between \mathbf{F}_1 and \mathbf{F}_2 is apparent, where \mathbf{B} and \mathbf{i}_2 are analogous to \mathbf{v} and $\mathbf{\Gamma}$, respectively.

2.5 The electromagnetic field in a conducting medium

The Maxwell equations, which are the governing equations of electromagnetic phenomena, are displayed as follows,

$$\nabla \cdot \mathbf{B} = 0, \quad (2.18a)$$

$$\nabla \times \mathbf{E} = -\frac{\partial}{\partial t} \mathbf{B}, \quad (2.18b)$$

$$\nabla \cdot \mathbf{D} = \mathcal{G}, \quad (2.18c)$$

$$\nabla \times \mathbf{H} = \mathbf{j} + \frac{\partial}{\partial t} \mathbf{D}, \quad (2.18d)$$

where \mathcal{G} is the charge density, \mathbf{D} and \mathbf{H} are the electric displacement and magnetic field intensity, respectively.

We consider the electromagnetic fields in a conducting medium. Suppose that $\mathbf{D} = \varepsilon \mathbf{E}$ and $\mathbf{H} = \mu \mathbf{B}$, where ε is the permittivity. The relaxation time for the charge in the medium is $\tau = \varepsilon / \sigma$. When the frequency scale of electromagnetic

fields ω is much smaller than $1/\tau$, that is

$$\frac{\sigma}{\varepsilon\omega} \gg 1, \quad (2.19)$$

then, there is no bulk charge density inside the medium. (2.18c) can be simplified to

$$\nabla \cdot \mathbf{E} = 0. \quad (2.20)$$

In addition, we suppose that

$$\frac{c}{l\omega} \gg 1, \quad (2.21)$$

where $c = 1/\sqrt{\mu\varepsilon}$ is the speed of light in the medium and l is the length scale. In this condition, we compare the magnitude of electric field and magnetic induction by the dimensionless ratio,

$$\frac{|\mathbf{E}|}{c|\mathbf{B}|} = O\left(\frac{\omega l}{c}\right) \ll 1, \quad (2.22)$$

which means that the fields are predominantly magnetic [17]. The energy density of

electromagnetic fields in a medium is $e_e = \frac{1}{2} \left(\varepsilon |\mathbf{E}|^2 + \frac{1}{\mu} |\mathbf{B}|^2 \right)$. (2.22) suggests that the

energy of electric field can be neglected, so

$$e_e = \frac{1}{2\mu} |\mathbf{B}|^2. \quad (2.23)$$

Similarly, the Poynting vector $\mathbf{S} = \frac{1}{\mu} \mathbf{E} \times \mathbf{B}$, which shows the energy flux density, can

also be neglect in the equation of stress. Meanwhile, (2.21) means that the fields are

quasi-static, so (2.18d) can be simplified to

$$\nabla \times \mathbf{B} = \mu \mathbf{j}. \quad (2.24)$$

In order to make the analogy more clearly, we would like to change the dimension of \mathbf{B} to that of the velocity. This can be done by dividing a constant Θ to all

variables $\mathbf{B}, \mathbf{E}, \mathbf{j}$ in Maxwell equations. Θ can be determined as follows.

The energy density in a fluid flow is

$$e_f = \frac{1}{2} \rho |\mathbf{v}|^2. \quad (2.25)$$

Let $\mathbf{B} = \Theta \mathbf{v}$. If the energy density in (2.23) equals that in (2.25), we have

$$\Theta^2 / \mu = \rho. \quad (2.26)$$

On the other hand, let $B_0 = \Theta U_0$ in (2.10), the dissipation in (2.8) equals that in (2.10),

which requires that

$$\eta = \frac{1}{\sigma \mu^2} \Theta^2. \quad (2.27)$$

Thus,

$$\nu = \frac{\eta}{\rho} = \frac{1}{\sigma \mu}, \quad (2.28)$$

where ν is the kinematic viscosity. In the following, all variables of electromagnetic fields have been divided Θ and \mathbf{B} has the dimension of velocity.

3. The derivation of Navier-Stokes equation

Now we consider the electromagnetic fields in a conducting medium. The curl of (2.24) shows that

$$\nabla^2 \mathbf{B} = -\mu \nabla \times \mathbf{j}. \quad (3.1)$$

Suppose the electric current is driven by the electric field \mathbf{E} and a non-electrostatic force field \mathbf{K} , then we substitute the Ohm's law (2.11) in to (3.1) and derive

$$\nabla^2 \mathbf{B} = -\mu \sigma \nabla \times (\mathbf{E} + \mathbf{K}). \quad (3.2)$$

Then, substituting (2.18b) into (3.2), the following equation can be obtained,

$$\nu \nabla^2 \mathbf{B} = \frac{\partial}{\partial t} \mathbf{B} - \nabla \times \mathbf{K}. \quad (3.3)$$

where $\nu = 1/(\mu\sigma) = \eta / \rho$. The dimension of $(-\nabla \times \mathbf{K})$ is the same as that of $\frac{\partial}{\partial t} \mathbf{B}$, which means that this term refers to a kind of force per unit mass on the control volume.

In electromagnetics, the force on a control volume comes from three parts. The first one is the force on electric charges in the volume. In (3.2)-(3.3), the force caused by \mathbf{E} leads to $(-\nabla \times \mathbf{E}) = \frac{\partial}{\partial t} \mathbf{B}$. The Lorentz force caused by \mathbf{B} is

$$\mathbf{f}' = \mu \mathbf{j} \times \mathbf{B} = (\nabla \times \mathbf{B}) \times \mathbf{B}, \quad (3.4)$$

which makes a contribution to $(-\nabla \times \mathbf{K})$.

The second one is caused by the variation of energy flux $\frac{\partial}{\partial t} \mathbf{S}$. The magnitude of $\frac{\partial}{\partial t} \mathbf{S}$ and \mathbf{f}' is compared by the dimensionless ratio $\left| \frac{\partial}{\partial t} \mathbf{S} \right| / |\mathbf{f}'| = O\left(\left| \frac{\omega l}{c} \right|^2\right) \ll 1$. So this one can be neglected.

The third part comes from the medium outside the volume, which can be expressed as the gradient of a scalar $\nabla p'$. Here, the stress in the medium is supposed to be isotropic. Therefore, we have

$$(-\nabla \times \mathbf{K}) = (\nabla \times \mathbf{B}) \times \mathbf{B} + \nabla p'. \quad (3.5)$$

From the mathematical point of view, (3.5) gives the Helmholtz decomposition of $(\nabla \times \mathbf{B}) \times \mathbf{B}$ (Lorentz force density), where $(-\nabla p')$ is the curl-free vector field and $(-\nabla \times \mathbf{K})$ is the divergence-free vector field. Physically, (3.5) shows that the Lorentz force is responsible for motional electromotive force.

Substituting (3.5) into (3.3), we have

$$\nu \nabla^2 \mathbf{B} = \frac{\partial}{\partial t} \mathbf{B} + (\nabla \times \mathbf{B}) \times \mathbf{B} + \nabla p'. \quad (3.6)$$

By using the divergence of \mathbf{B} in (2.1), the following equation is obtained,

$$(\nabla \times \mathbf{B}) \times \mathbf{B} + \frac{1}{2} |\mathbf{B}|^2 = (\mathbf{B} \cdot \nabla) \mathbf{B}. \quad (3.7)$$

Then, the Navier-Stokes equation is derived as follows

$$\frac{\partial}{\partial t} \mathbf{B} + (\mathbf{B} \cdot \nabla) \mathbf{B} = -\nabla p + \nu \nabla^2 \mathbf{B}, \quad (3.8)$$

where $p = p' - \frac{1}{2} |\mathbf{B}|^2$. It can be seen that $p' = p + \frac{1}{2} |\mathbf{B}|^2$ corresponds to the total pressure in hydrodynamics, while (3.6) is the Lamb form of Navier-Stokes equation.

4. Discussion

We discuss the some topics of the analogy in this section.

4.1 The viscous dissipation and the enstrophy

In hydrodynamics, the viscous dissipation of a Newtonian fluid per unit volume is

$$\phi = \frac{1}{2} \eta S_{ij} S_{ij}, \quad (4.1)$$

where $S_{ij} = \frac{\partial v_i}{\partial x_j} + \frac{\partial v_j}{\partial x_i}$ is the strain-rate tensor. It can be obtained that

$$\frac{1}{4} S_{ij} S_{ij} = \frac{1}{4} \left(\frac{\partial v_i}{\partial x_j} - \frac{\partial v_j}{\partial x_i} \right)^2 + \frac{\partial v_i}{\partial x_j} \frac{\partial v_j}{\partial x_i} = \frac{1}{2} |\boldsymbol{\omega}|^2 + \nabla \cdot [(\mathbf{v} \cdot \nabla) \mathbf{v}] \quad (4.2)$$

Therefore, the total dissipation is

$$\Phi = \int \frac{1}{2} \eta S_{ij} S_{ij} dV = 2\eta \left(\int \frac{1}{2} |\boldsymbol{\omega}|^2 dV + \int \mathbf{n} \cdot (\mathbf{v} \cdot \nabla) \mathbf{v} dS \right), \quad (4.3)$$

where \mathbf{n} is the unit normal vector on the boundary.

If the domain is the whole space and the velocity decays sufficiently rapidly at infinity, or $\mathbf{n} \cdot (\mathbf{v} \cdot \nabla) \mathbf{v} = 0$ on the boundary, then the second term on the right side of (4.3) vanishes [18]. This condition is satisfied in many laminar and turbulent flows, such as channel flows, pipe flows and jet flows. In these cases, the enstrophy

$Q_f = \int \frac{1}{2} |\boldsymbol{\omega}|^2 dV$ can measure the dissipation rate of kinetic energy, which is analogous to the dissipation rate caused by the electric resistance $Q_e = \int \frac{1}{\sigma} \mathbf{j}^2 dV$. However, in some cases, the above analogy of dissipation is inappropriate. For example, a fluid making a solid-like rotation has no viscous dissipation, while $Q_f > 0$.

4.2 The stress tensor

The stress tensor of electromagnetic field $\boldsymbol{\sigma}$ is

$$\sigma_{ij} = \frac{1}{c^2} \left(E_i E_j - \frac{1}{2} \delta_{ij} |\mathbf{E}|^2 \right) + \left(B_i B_j - \frac{1}{2} \delta_{ij} |\mathbf{B}|^2 \right), \quad (4.4)$$

which is also called as the Maxwell stress tensor in electromagnetics. As the energy of electric field is negligible in the medium, $\boldsymbol{\sigma}$ can be simplified to

$$\sigma_{ij} = \left(B_i B_j - \frac{1}{2} \delta_{ij} |\mathbf{B}|^2 \right). \quad (4.5)$$

Then, it can be derived that

$$\nabla \cdot \boldsymbol{\sigma} = (\mathbf{B} \cdot \nabla) \mathbf{B} - \nabla \left(\frac{1}{2} |\mathbf{B}|^2 \right) = (\nabla \times \mathbf{B}) \times \mathbf{B}, \quad (4.6)$$

which is the Lorentz force in (3.4). In addition,

$$(\mathbf{B} \cdot \nabla) \mathbf{B} = \nabla \cdot \boldsymbol{\tau}, \quad (4.7)$$

where $\tau_{ij} = B_i B_j$ corresponds to the stress tensor caused by the velocity field in hydrodynamics. Thus, the difference between $\boldsymbol{\sigma}$ and $\boldsymbol{\tau}$ is $\frac{1}{2} \delta_{ij} |\mathbf{B}|^2$, which corresponds to the dynamic pressure in hydrodynamics.

4.3 The Current filament and Vortex tube

In hydrodynamics, the helicity H_f shows the topological structure of vortex tubes (twist and knot), which is defined as

$$H_f = \int \boldsymbol{\omega} \cdot \mathbf{v} dV. \quad (4.8)$$

Thus, we can also define a helicity in electromagnetics as follows,

$$H_e = \int \mathbf{j} \cdot \mathbf{B} dV, \quad (4.9)$$

which shows the linkage of current filaments. It should be noted that H_e is different from the magnetic helicity $H_m = \int \mathbf{B} \cdot \mathbf{A} dV$ in previous works[19], which shows the linkage of magnetic field lines. In the definition of magnetic helicity, \mathbf{B} is analogous to $\boldsymbol{\omega}$, which keeps the same as the analogy proposed by Maxwell [3].

If all vortex tubes are long enough and parallel, they can be simplified to the two-dimensional point-vortex system, and the following Hamiltonian can be defined [16],

$$h_f = -\frac{1}{4\pi} \sum_{\alpha} \sum_{\beta \neq \alpha} \Gamma_{\alpha} \Gamma_{\beta} \ln r_{\alpha\beta}, \quad (4.10)$$

where the point-vortex at (x_{α}, y_{α}) has the circulation Γ_{α} , $\alpha = 1 \sim N$ and $r_{\alpha\beta} = \sqrt{(x_{\alpha} - x_{\beta})^2 + (y_{\alpha} - y_{\beta})^2}$.

On the other hand, in Fig.5. the force per unit length between two parallel current filaments is

$$\mathbf{f}_{12} = \frac{\mu I_1 I_2}{2\pi |\mathbf{r}_{12}|^2} \mathbf{r}_{12}, \quad (4.11)$$

where \mathbf{f}_{12} is the force on filament II, \mathbf{r}_{α} is the position vector and $\mathbf{r}_{12} = \mathbf{r}_1 - \mathbf{r}_2$. Thus, we can define a potential energy between these two current filaments,

$$V_{12} = -\int_{r_{12}}^{\infty} \frac{\mu I_1 I_2}{2\pi r} dr = -\frac{\mu I_1 I_2}{2\pi} \ln r_{12}, \quad (4.12)$$

so for many filaments, the potential energy is

$$V_e = -\frac{\mu}{4\pi} \sum_{\alpha} \sum_{\beta \neq \alpha} I_{\alpha} I_{\beta} \ln r_{\alpha\beta}, \quad (4.13)$$

which is similar to the Hamiltonian of point-vortex system.

4.4 Magnetic moment and Vortical impulse

In electromagnetics, the magnetic moment [17] is defined as

$$\mathbf{m} = \frac{1}{2} \int (\mathbf{r} \times \mathbf{j}) \cdot dV, \quad (4.14)$$

where \mathbf{j} is the current density at the position \mathbf{r} . For a localized current distribution,

the magnetic field induced by the a magnetic dipole with the magnetic moment \mathbf{m} is

$$\mathbf{B}_1 = -\frac{\mu}{4\pi} \nabla \left(\frac{\mathbf{m} \cdot \mathbf{r}}{|\mathbf{r}|^3} \right). \quad (4.15)$$

In hydrodynamics, the vortical impulse \mathbf{I}_f [16] is defined as

$$\mathbf{I}_f = \frac{1}{2} \int (\mathbf{r} \times \boldsymbol{\omega}) \cdot dV. \quad (4.16)$$

For the fluid flow without boundary, \mathbf{I}_f stands for the total momentum of the fluid,

which is a motion invariant. A localized vorticity density $\boldsymbol{\omega}$ gives rise to a velocity

field as follows,

$$\mathbf{V}_1 = -\frac{1}{4\pi} \nabla \left(\frac{\mathbf{I}_f \cdot \mathbf{r}}{|\mathbf{r}|^3} \right). \quad (4.17)$$

where \mathbf{I}_f can be seen as the strength of a dipole.

Therefore, we can see the correspondence between the magnetic moment and the

vortical impulse.

4.5 Correspondence between electromagnetics and hydrodynamics

Here, we summarize the correspondence between electromagnetics and

hydrodynamics in Table I.

Table I. The correspondence between electromagnetics and hydrodynamics.

Electromagnetics	Hydrodynamics
------------------	---------------

Magnetic induction intensity \mathbf{B}	Velocity \mathbf{v}
Current density \mathbf{j}	Vorticity $\boldsymbol{\omega}$
Lorentz force density $\mathbf{f} = \mathbf{j} \times \mathbf{B}$	Lamb vector $\mathbf{L} = \boldsymbol{\omega} \times \mathbf{v}$
Total current $I = \frac{1}{\mu} \oint_C \mathbf{B} \cdot d\mathbf{l}$	Circulation $\Gamma = \oint_{C'} \mathbf{v} \cdot d\mathbf{l}$
Magnetic energy density $e_e = \frac{1}{2} \frac{ \mathbf{B} ^2}{\mu}$	Kinetic energy density $e_f = \frac{1}{2} \rho \mathbf{v} ^2$
Ampere force on a current filament	Lift force on an aerofoil
$\mathbf{F}_1 = -\frac{1}{\mu} \mathbf{B}_1 \times \left(\oint_C \mathbf{B} \cdot d\mathbf{l} \right)$	$\mathbf{F}_2 = \rho \mathbf{U}_1 \times \left(\oint_{C_1} \mathbf{v} \cdot d\mathbf{l} \right)$
Magnetic moment	Vortical impulse
$\mathbf{m} = \frac{1}{2} \int (\mathbf{r} \times \mathbf{j}) \cdot d\mathbf{V}$	$\mathbf{I}_f = \frac{1}{2} \int (\mathbf{r} \times \boldsymbol{\omega}) \cdot d\mathbf{V}$
Electrical resistivity χ	Fluid viscosity η
Current filament	Vortex tube
Current ring	Vortex ring
Superconductor	Solid
Maxwell equations+Ohm's law+Lorentz force	Navier-Stokes equation

It should be noted that the electric field in the medium is negligible for the energy density and stress tensor. The only use of \mathbf{E} is to drive the electric current. However, we show that \mathbf{E} can be eliminated in the derivation of Navier-Stokes equation. Therefore, \mathbf{E} is not crucial for the evolution of electromagnetic fields in the medium, and there is no need to find a physical variable corresponding to \mathbf{E} in hydrodynamics.

4.6 The basic concepts

The basic concept of hydrodynamics is the fluid particle, which is a mass point and can be traced in the motion. On the other hand, electromagnetics is based on the concept of field, which cannot be further explained by particles in mechanics. These two concepts lead to many differences. For example, the material derivative of a physical variable \mathbf{T} in hydrodynamics is

$$\frac{D\mathbf{T}}{Dt} = \frac{\partial \mathbf{T}}{\partial t} + (\mathbf{v} \cdot \nabla)\mathbf{T}. \quad (4.18)$$

However, there is no such definition in electromagnetics. The reason is that \mathbf{T} is defined on a fluid particle, whose position is a function of time, so $\mathbf{T} = \mathbf{T}(\mathbf{x}(t), t)$. On the contrary, the physical variable of electromagnetic field has $\mathbf{A} = \mathbf{A}(\mathbf{x}, t)$, where \mathbf{x} and t are independent.

The basic concepts and the premises of governing equations are very different in electromagnetics and hydrodynamics. However, if we examine the fluid flow by using the Euler method, where the evolution of field variables are only concerned, then we can find many similarities of equations and patterns between these two subjects. It profoundly shows the unity of nature and also promote our understanding of physical reality.

5. Conclusion

In this paper, we investigate electromagnetics and hydrodynamics by making physical analogy between these two domains. The electromagnetic fields in a conducting medium are compared to the flow fields of an incompressible Newtonian fluid. The similarities between electromagnetic fields and flow fields in the governing

equations and patterns are displayed.

It is found that the magnetic induction, current density, Lorenz force, superconductor boundary, Ohm's law and Ampere force in electromagnetics are analogous to the velocity, vorticity, Lamb vector, solid boundary, Newton's law of viscosity and Kutta-Joukowski theorem of lift force in hydrodynamics, respectively. We obtain the Navier-Stokes equation when the evolution of magnetic field in a conducting medium is examined by using the Maxwell equations, Lorenz force and Ohm's law. The result shows a profound relationship between electromagnetics and hydrodynamics, which can deepen our knowledge in these two fields.

ACKNOWLEDGMENTS

This work has been supported by the National Natural Science Foundation of China (No.11872032), Zhejiang Provincial Natural Science Foundation (LY21A020006) and K. C. Wong Magna Fund in Ningbo University.

References:

1. Bokulich, A. (2015). Maxwell, Helmholtz, and the unreasonable effectiveness of the method of physical analogy. *Studies in History and Philosophy of Science Part A*, 50, 28-37.
2. Thomson, W. (1842). On the uniform motion of heat in homogeneous solid bodies and its connection with the mathematical theory of electricity. *Cambridge mathematical journal*, 3, 71-84.

3. Maxwell, J. C. (1861/62). On physical lines of force. (Reprinted in Niven W., The scientific papers of James Clerk Maxwell, 1890, Dover; New York, pp. 451-513).
4. Richard, Feynman, Leighton Robert, and Sands Matthew. (1963). The Feynman lectures on physics, vol. 2. Addison-Wesley Publishing..
5. Darrigol, O. (1998). From organ pipes to atmospheric motions: Helmholtz on fluid mechanics. *Historical studies in the physical and biological sciences*, 29(1), 1-51.
6. Thomson, J. J. (1931). On the analogy between the electromagnetic field and a fluid containing a large number of vortex filaments. *The London, Edinburgh, and Dublin Philosophical Magazine and Journal of Science*, 12(80), 1057-1063.
7. Marmanis, H. (1998). Analogy between the Navier – Stokes equations and Maxwell’ s equations: application to turbulence. *Physics of fluids*, 10(6), 1428-1437.
8. Martins, A. A., and Pinheiro, M. J. (2009). Fluidic electrodynamics: Approach to electromagnetic propulsion. *Physics of Fluids*, 21(9), 097103.
9. Büker, M.L., and Tripoli, G.J. (2010, October). The electromagnetic-hydrodynamic analogy: an approach to vortex dynamics and preservation in tornadic simulations. In *25th Conference on Severe Local Storms*.
10. Panakkal, S. M., Parameswaran, R. and Vedan, M. J. (2020). A geometric algebraic approach to fluid dynamics. *Physics of Fluids*, 32(8), 087111.
11. Scofield, D.F., and Huq, P. (2014). Fluid dynamical Lorentz force law and Poynting theorem — derivation and implications. *Fluid Dynamics Research*, 46(5), 055514.
12. Kambe, T. (2010). A new formulation of equations of compressible fluids by

analogy with Maxwell's equations. *Fluid dynamics research*, 42(5), 055502.

13. Kambe, T. (2014). On fluid Maxwell equations. In *Frontiers of fundamental physics and physics education research* (pp. 287-295). Springer, Cham.

14. Jamati, F. (2018). Analogy between vortex waves and EM waves. *Fluid Dynamics Research*, 50(6), 065511.

15. Arbab, A. I. (2011). The analogy between electromagnetism and hydrodynamics. *Physics Essays*, 24(2), 254-259.

16. Wu, J. Z., Ma, H. Y., and Zhou, M. D. (2007). *Vorticity and vortex dynamics*. Springer, Science & Business Media.

17. Jackson, J. D. (1999). *Classical electrodynamics*. John Wiley & Sons.

18. Foias, C., Manley, O., Rosa, R., and Temam, R. (2001). *Navier-Stokes equations and turbulence*. Cambridge University Press.

19. Berger, M. A., and Field, G. B. (1984). The topological properties of magnetic helicity. *Journal of Fluid Mechanics*, 147, 133-148.