

Estimating and Controlling for Fairness via Sensitive Attribute Predictors

Beepul Bharti^{1,2}, Paul Yi^{3,4}, and Jeremias Sulam^{1,2}

¹Department of Biomedical Engineering, Johns Hopkins University, Baltimore, MD 21218

²Mathematical Institute for Data Science, Johns Hopkins University, Baltimore, MD 21218

³University of Maryland Medical Intelligent Imaging Center, University of Maryland, Baltimore MD 21201

⁴Malone Center for Engineering in Healthcare, Johns Hopkins University, Baltimore, MD 21218

February 17, 2023

Abstract

The responsible use of machine learning tools in real world high-stakes decision making demands that we audit and control for potential biases against underrepresented groups. This process naturally requires access to the sensitive attribute one desires to control, such as demographics, gender, or other potentially sensitive features. Unfortunately, this information is often unavailable. In this work we provide a precise characterization of when one can still reliably estimate, and ultimately control, for fairness by using proxy sensitive attributes derived from a sensitive attribute predictor. Specifically, we first provide conditions under which one can provide tight upper bounds to the worst-case fairness violation of a predictor with respect to sensitive attributes that are unobserved. Second, we demonstrate when and how one can provably control such a worst-case unfairness by a new post-processing correction method. These results characterize the cases where controlling for fairness with proxy predicted attributes is – and when is not – optimal. Our results hold under assumptions that are significantly milder than previous works, and we illustrate these results with experiments on synthetic and real datasets.

1 Introduction

Machine learning (ML) algorithms are increasingly used in high stakes prediction applications that can significantly impact society. For example, ML models have been used to detect breast cancer in mammograms [22], inform parole and sentencing decisions [10], and aid in loan approval decisions [26]. While these algorithms often demonstrate excellent overall performance, they can be dangerously unfair and negatively impact under-represented groups [23]. Some of these unforeseen negative consequences can even be fatal when considering under diagnosis biases of deep learning models in chest x-ray diagnosis of diseases, like cancer [21]. Recommendations to ensure that ML systems do not exacerbate societal biases have been raised by several groups, including the White House in a 2016 report on big data, algorithms, and civil rights [17]. It is thus critical to understand how to rigorously evaluate the fairness of ML algorithms and control for unfairness during model development.

These needs have prompted considerable research in the area of *Fair ML*. While definitions of algorithmic fairness abound [5], common notions of *group fairness* consider different error rates of a predictor across different groups: males and females, white and non-white, etc. For example, the *equal opportunity* criterion requires the true positive rate (TPR) be equal across both groups, while

equalized odds requires both TPR and false positive rate (FPR) to be the same across groups [14]. Obtaining predictors that are fair therefore requires enforcing these constraints on error rates across groups during model development, which can be posed as a constrained (or regularized) optimization problem [20, 27, 2, 9, 11]. Alternatively, one can devise post-processing strategies to modify a certain predictor to correct for differences in TPR and FPR [14, 12, 8, 1], or even include data pre-processing steps that ensure that unfair models could not be obtained from such data to begin with [24, 6].

Naturally, all these techniques for estimating or enforcing fairness require access to a dataset with features, X , responses, Y , and sensitive attributes, A . However, in many settings this is difficult or impossible, as datasets often do not include samples that have all these variables. This could be because the sensitive attribute data was withheld due to privacy concerns, which is very common with medical data due to HIPAA federal law requirements, or simply because it was deemed unnecessary to record [25, 28]. A real-world example of this is in the recent Kaggle-hosted RSNA Chest X-Ray Pneumonia Detection Challenge [18]. Even though this dataset of chest x-rays was painstakingly annotated for pneumonia disease by dozens of radiologists, it did not include sensitive attributes (e.g., age, sex, and race), precluding the evaluation of fairness of models developed as part of the challenge. In settings like this, where there is limited or no information on the sensitive attribute of interest, it is still important to be able to accurately estimate the violation of fairness constraints by a ML classifier and to be able to alleviate such biases before deploying it in a sensitive application.

This leads to the natural question, *how can one assess and control the fairness of a classifier without having access to sensitive attribute data?* In other words, how can we measure and control the fairness violations of a classifier for Y with respect to a sensitive attribute A , when we have no data that jointly observes A and Y ?

1.1 Related Work

Estimating unfairness and, more importantly, developing fair predictors where there is no – or only partial – information about the sensitive attribute has only recently received increasing attention. The recent work by Zhao et al. [29] explores the perspective of employing features that are correlated with the sensitive attribute, and shows that enforcing low correlation with such “fairness related features” can lead to models with lower bias. Although these techniques are promising, they are at the mercy of the presence of meaningful correlations, which one cannot guarantee. An appealing alternative to simply exploring correlations of features with the sensitive attribute is to construct proxy sensitive attributes by means of a second predictor that is trained on a different dataset containing sensitive attribute information [13, 16, 7, 4]. While this can represent a practical solution to the problem above, this must be done with care, as this opens new problems for estimating and controlling for fairness. The work by Prost et al. [19] considers the estimation of fairness in a setting where one develops a predictor for an unobserved covariate, but it does not contemplate predicting the sensitive attribute itself. On the other hand Chen et al. [7] study the sources of error in the estimation of fairness via predicted proxies computed using threshold functions, which are prone to over-estimation.

The closest to our work are the recent results by Kallus et al. [16], and Awasthi et al. [4, 3]. Awasthi et al. [4] make progress in understanding properties of the sensitive attribute classifier, \hat{A} , that are desirable for accurate fairness violation estimation of label classifier \hat{Y} . Assuming $\hat{Y} \perp\!\!\!\perp \hat{A} \mid (A, Y)$, they demonstrate the counter-intuitive result that given a fixed error budget for the sensitive attribute classifier, the optimal attribute classifier for accurate fairness violation estimation is one that has the most unequal distribution of errors across the subgroups of the sensitive attribute. The result, while interesting, makes a rather strict assumption that is difficult to achieve and furthermore impossible to test for as it assumes one has access to data over (A, Y) . As a result, they drop the assumption and present closed form expressions for errors in the estimation of bias. Unfortunately the expressions depend on quantities that cannot be calculated without some data over over the entire joint distribution (X, A, Y) .

To this end, Kallus et al. [16] study the identifiability of fairness violations under general assumptions on the distribution and classifiers. They show that, in general, one can rarely obtain point estimates of the fairness violations of a predictor unless there is some common observed data over A and Y . Instead, they provide upper and lower bounds of fairness violations under the assumption that one has two datasets, one that is drawn from the marginal over (X, A) and the other drawn from the marginal over (X, Y, \hat{Y}) where \hat{Y} are predictions of Y that are already present in the data. In this setting, they are able to provide bounds that depend on the capability of X to predict A or the joint (Y, \hat{Y}) . Importantly, this results does not allow the modification of the predictor \hat{Y} and, as a result, one cannot hope to employ these bounds to correct for fairness. Neither of the works above study how to provably control for fairness in setting where there is no data that observes both A and Y . The work by Awasthi et al. [3] partially addresses this point by studying the control of fairness on data with perturbed sensitive attributes, proving that doing so can indeed be fruitful for optimizing fairness albeit under rather strict assumptions.

Overall, while progress has been made in understanding how to estimate bias in the presence of incomplete sensitive attribute information, these previous results have been limited to simple settings (e.g., having access to some data from the entire distribution, or by making strong assumptions of conditional independence). Importantly, it is still unknown whether useful results can be obtained without access to any sampled data over both \mathcal{A} and \mathcal{Y} , and it is unclear how the sensitive attribute predictors can be deployed in a way that provably enforces fairness constraints with respect to the (unobserved) sensitive attribute.

1.2 Contributions

The contributions of our work can be summarized as follows:

- We demonstrate that, by using proxy sensitive attributes derived from a sensitive attribute predictor, one can obtain computable tight bounds on the *worst-case* fairness violations of a classifier with respect to true but unobserved sensitive attributes.
- We provide a precise characterization of the classifiers that achieve *minimal worst-case* fairness violations with respect to unobserved sensitive attributes. Through this characterization, we demonstrate *when* correcting for fairness with respect to the proxy sensitive attributes can be beneficial, and *when* instead it can be sub-optimal.
- We provide a simple and practical post-processing technique that yields classifiers that maximize prediction power while achieving *optimal minimal worst-case fairness violations* with respect to unobserved sensitive attributes.
- We illustrate our results on a series of simulated and real data of increasing complexity.

2 Problem Setting

We work within a binary classification setting and consider a distribution \mathcal{Q} over $(\mathcal{X} \times \mathcal{A} \times \mathcal{Y})$ where $\mathcal{X} \subseteq \mathbb{R}^n$ is the feature space, $\mathcal{Y} \in \{0, 1\}$ the label space, and $\mathcal{A} \in \{0, 1\}$ the sensitive attribute space. Furthermore, and adopting the setting of [4], we consider 2 datasets, \mathcal{D}_1 and \mathcal{D}_2 . The former is drawn from the marginal over $(\mathcal{X}, \mathcal{A})$ of \mathcal{Q} while \mathcal{D}_2 is drawn from the marginal $(\mathcal{X}, \mathcal{Y})$ of \mathcal{Q} . In this way, \mathcal{D}_1 and \mathcal{D}_2 contain the same set of features, \mathcal{D}_1 contains sensitive attribute information and \mathcal{D}_2 contains label information. The drawn samples in \mathcal{D}_1 and \mathcal{D}_2 are i.i.d over their respective marginals, and thus different from one another.

Similar to previous work [7, 19, 4], we place ourselves in a *demographically scarce* regime where there is a designer who has access to \mathcal{D}_1 to train a sensitive attribute predictor $h : \mathcal{X} \rightarrow \mathcal{A}$ and us, who have access to \mathcal{D}_2 and are given the sensitive attribute classifier h and all computable

probabilities $\mathbb{P}(h(X), A)$ that can be extracted from \mathcal{D}_1 . In this setting, our goal is to develop a classifier $f : \mathcal{X} \rightarrow \mathcal{Y}$ (from \mathcal{D}_2) that is fair with respect to A utilizing \hat{A} . The central idea is to augment every sample in \mathcal{D}_2 , (x_i, y_i) , by (x_i, y_i, \hat{a}_i) , where $\hat{a}_i = h(x_i)$. Intuitively, if the error of the sensitive attribute predictor, denoted herein by $U = \mathbb{P}(h(X) \neq A)$, is low, we could hope that fairness with respect to the real (albeit unobserved) sensitive attribute can be faithfully estimated. Our goal is to thus estimate the error incurred in measuring and enforcing fairness constraints by means of $\hat{A} = h(X)$, and potentially alleviate or control for it.

Throughout this work we will focus on *equalized odds* (EO) as a fairness metric [14], which is one of the most popular fairness metrics and can always be relaxed to consider only *equal opportunity*. We denote $\hat{Y} = f(X)$ for simplicity, and for $i, j \in \{0, 1\}$ define the group conditional probabilities

$$\alpha_{i,k} = \mathbb{P}_{(X,A,Y)}(\hat{Y} = 1 \mid A = i, Y = j). \quad (1)$$

These probabilities quantify the TPR (when $j = 1$) and FPR (when $j = 0$), for either protected group ($i = 0$ or $i = 1$). We assume that the rates, $r_{i,j} = \mathbb{P}(A = i, Y = j) > 0$ so that these quantities are not undefined. When clear from context, we will omit the variables over which the probability is computed and simply write $\alpha_{i,j} = \mathbb{P}(\hat{Y} = 1 \mid A = i, Y = j)$. With these conditional probabilities, we define the true fairness violation of f , $\Delta(f)$, as the tuple $\Delta(f) = (\Delta_{\text{TPR}}(f), \Delta_{\text{FPR}}(f))$, where

$$\begin{aligned} \Delta_{\text{TPR}}(f) &= \alpha_{1,1} - \alpha_{0,1} \\ \Delta_{\text{FPR}}(f) &= \alpha_{1,0} - \alpha_{0,0}. \end{aligned} \quad (2)$$

In words, the quantities $\Delta_{\text{TPR}}(f)$ and $\Delta_{\text{FPR}}(f)$, respectively quantify the difference in TPR and FPRs among the two protected groups. Throughout this work, we will use $\Delta(f)$ to refer to both of these quantities simultaneously.

We will also need to characterize the performance of the sensitive attribute classifier, h , via its total error U , which can be decomposed as

$$U = \mathbb{P}(h(X) \neq A) = U_0 + U_1, \quad (3)$$

where $U_i = \mathbb{P}(\hat{A} = i, A \neq i)$, for $i \in \{0, 1\}$. In a demographically scarce regime, the rates $r_{i,j}$, and more importantly the quantities of interest, $\Delta_{\text{TPR}}(f)$ and $\Delta_{\text{FPR}}(f)$, cannot be computed because samples from \mathcal{A} and \mathcal{Y} are not jointly observed. However, using the sensitive attribute classifier h , we can predict \hat{A} on \mathcal{D}_2 and instead compute the estimated rates $\hat{r}_{i,j} = \mathbb{P}(\hat{A} = i, Y = j)$ and the group TPRs and FPRs as

$$\hat{\alpha}_{i,j} = \mathbb{P}_{(X,\hat{A},Y)}(\hat{Y} = 1 \mid \hat{A} = i, Y = j). \quad (4)$$

These quantities lead to a natural corresponding definition of an estimate of $\Delta(f)$, denoted as the tuple $\hat{\Delta}(f) = (\hat{\Delta}_{\text{TPR}}(f), \hat{\Delta}_{\text{FPR}}(f))$ where

$$\begin{aligned} \hat{\Delta}_{\text{TPR}}(f) &= \hat{\alpha}_{1,1} - \hat{\alpha}_{0,1} \\ \hat{\Delta}_{\text{FPR}}(f) &= \hat{\alpha}_{1,0} - \hat{\alpha}_{0,0}, \end{aligned} \quad (5)$$

providing an estimated version of $\Delta(f)$ with \hat{A} in lieu of A .

3 Theoretical Results

3.1 Bounding Fairness Violations with Proxy Sensitive Attributes

In this setting, we now present our first result that characterizes the *worst-case* fairness violation of f with respect to the true, but unobserved, sensitive attribute A . Importantly, as we will shortly

explain, these guarantees will provide insight into what properties f must satisfy to have minimal worst-case fairness violations. In turn, these results will lead to a simple post-processing correction method that can correct a pretrained classifier f into another one, \tilde{f} , that has minimal worst-case fairness violations.

Before presenting our results, we first provide the conditions that the classifiers h and f should satisfy to achieve non-trivial *worst-case* (true) fairness violations of f .

Assumption 1. For $i, j \in \{0, 1\}$, the classifiers f and h satisfy

$$\frac{U_i}{\hat{r}_{i,j}} \leq \hat{\alpha}_{i,j} \leq 1 - \frac{U_i}{\hat{r}_{i,j}} \quad (6)$$

This assumption simply formalizes the natural assumption that the predictive power of h to predict the sensitive attributes, A , must be better relative to ability of f to predict the labels, Y . With this in place, we present our main result.

Theorem 1 (Bounds on $\Delta(f)$). Under Assumption 1, we have that

$$\begin{aligned} |\Delta_{TPR}(f)| &\leq B_{TPR}(f) \triangleq \max\{|B_1 + C_{0,1}|, |B_1 - C_{1,1}|\} \\ |\Delta_{FPR}(f)| &\leq B_{FPR}(f) \triangleq \max\{|B_0 + C_{0,0}|, |B_0 - C_{1,0}|\} \end{aligned} \quad (7)$$

where

$$\begin{aligned} B_j &= \frac{\hat{r}_{1,j}}{\hat{r}_{1,j} + U_0 - U_1} \hat{\alpha}_{1,j} - \frac{\hat{r}_{0,j}}{\hat{r}_{0,j} + U_1 - U_0} \hat{\alpha}_{0,j} \\ C_{i,j} &= U_i \left(\frac{1}{\hat{r}_{1,j} + U_0 - U_1} + \frac{1}{\hat{r}_{0,j} + U_1 - U_0} \right). \end{aligned}$$

Furthermore, the upper bounds for $|\Delta_{TPR}(f)|$ and $|\Delta_{FPR}(f)|$ are tight.

The proof, along with all others in this work, are included in Appendix A.1. We pause here to make a few remarks on this result. First, the bound is tight for settings that depend on the marginal distributions and in these settings one cannot hope to improve the bound further. Second, this result demonstrates that a user in a demographically scarce regime can calculate $B_{TPR}(f)$ and $B_{FPR}(f)$, the worst-case fairness violations of f , because these quantities are determined by $\hat{r}_{i,j}$, $\hat{\alpha}_{i,j}$, and U_i , all of which are all computable. Furthermore, the values of $\hat{r}_{i,j}$ and U_i are constant because they rely on the sensitive attribute predictor h which we cannot modify. Notice that the bounds, however, are linear in the $\hat{\alpha}_{i,j}$, which we can in fact control as they depend on \hat{Y} . This will prove to be very fruitful moving forward. Third, this result is useful in understanding the specifications needed to develop the sensitive attribute classifier, h ; in particular, how much error, $U = U_0 + U_1$, one can afford. If the sensitive attribute predictor has low error (small U_0 and U_1), then the true values of $|\Delta_{TPR}(f)|$ and $|\Delta_{FPR}(f)|$ are approximately bounded by their estimates, $|\hat{\Delta}_{TPR}(f)|$ and $|\hat{\Delta}_{FPR}(f)|$. Furthermore, if $B_{TPR}(f)$ and $B_{FPR}(f)$ are low, then as developers of f we can proceed while having a guarantee on the maximal fairness violation by f towards a group in \mathcal{A} , even while not observing $\Delta(f)$. On the other hand, if these bounds are large, this implies a *potentially* large true bias over the protected group A by f , and the user should not proceed in deploying the developed model and instead seek other classifier with smaller bounds.

3.2 Optimal Worst-Case Fairness Violations

The result above naturally raises the question, what properties should classifiers f satisfy such that $B_{TPR}(f)$ and $B_{FPR}(f)$ are minimal? One might intuitively think that classifiers f that are fair with respect to \hat{A} , i.e. the ones satisfying $\hat{\Delta}_{TPR}(f) = \hat{\Delta}_{FPR}(f) = 0$, might *more fair*. Yet, since $B_{TPR}(f)$

and $B_{FPR}(f)$ depend on the values $\hat{\alpha}_{i,j}$, are the classifiers f that are fair with respect to \hat{A} , the ones that have *smallest* $B_{TPR}(f)$ and $B_{FPR}(f)$? We now answer this question in the following theorem by considering two classifiers, f and \bar{f} , and show what conditions \bar{f} must satisfy so that its worst-case fairness violations are lower than those of f .

Theorem 2 (Minimizers of $B_{TPR}(f)$ and $B_{FPR}(f)$). *Let \bar{f} be a classifier with group conditional probabilities, $\hat{\alpha}_{i,j} = \mathbb{P}(\hat{Y} = 1 \mid \hat{A} = i, Y = j)$, and corresponding bounds, $B_{TPR}(\bar{f})$ and $B_{FPR}(\bar{f})$. Furthermore, suppose \bar{f} satisfies the following condition.*

$$\frac{\hat{r}_{0,j}}{\hat{r}_{0,j} + U_1 - U_0} \hat{\alpha}_{0,j} - \frac{\hat{r}_{1,j}}{\hat{r}_{0,j} + U_0 - U_1} \hat{\alpha}_{1,j} = \frac{U_0 - U_1}{2} \left(\frac{1}{\hat{r}_{0,j} + U_0 - U_1} + \frac{1}{\hat{r}_{0,j} + U_1 - U_0} \right). \quad (8)$$

Denote f to be any other classifier for labels Y with corresponding $B_{TPR}(f)$ and $B_{FPR}(f)$, which does not satisfy the equation above. Then, we have that

$$\begin{aligned} |\Delta_{TPR}(\bar{f})| &\leq B_{TPR}(\bar{f}) < B_{TPR}(f) \\ |\Delta_{FPR}(\bar{f})| &\leq B_{FPR}(\bar{f}) < B_{FPR}(f). \end{aligned} \quad (9)$$

Furthermore, there exist classifiers that satisfy the condition and Assumption 1

This result provides a precise characterization of the conditions that a classifier must satisfy so that its worst-case fairness violations are indeed minimal. Observe that if $U_0 \neq U_1$, the classifier with minimal $B_{TPR}(f)$ and $B_{FPR}(f)$ has $\hat{\alpha}_{1,j} \neq \hat{\alpha}_{0,j}$. These cases indicate that f is indeed *not* fair with respect to the proxy attributes \hat{A} . On the other hand, if the errors in h are balanced, i.e. $U_0 = U_1$, then the classifier with minimal worst-case fairness violations is in fact the one that is fair with respect to \hat{A} .

3.3 Controlling Fairness Violations with Proxy Sensitive Attributes

Now that we understand what conditions f must satisfy so that its worst case fairness violations are minimal, what remains is a method to obtain such a classifier. We take inspiration from the post-processing method proposed by Hardt et al. [14], which derives a classifier $\bar{Y} = \bar{f}(X)$ from $\hat{Y} = \hat{f}(X)$ that satisfies equalized odds with respect to a sensitive attribute A minimizing a an expected missclassification loss – *only applicable if one has access to A* , which is not true in our setting. Nonetheless, since ours will be a generalization of this idea, we take a couple of paragraphs to review the of Hardt et al. [14]. The method they propose works as follows: given a sample with initial prediction $\hat{Y} = \hat{y}$ and sensitive attribute $A = a$, the derived predictor \bar{f} , with group conditional probabilities, $\underline{\alpha}_{i,j} = \mathbb{P}(\bar{Y} = 1 \mid A = i, Y = j)$, predicts $\bar{Y} = 1$ with probability $p_{a,\hat{y}} = \mathbb{P}(\bar{Y} = 1 \mid A = a, \hat{Y} = \hat{y})$. The four probabilities $p_{0,0}, p_{0,1}, p_{1,0}, p_{1,1}$ can be then calculated so that \bar{Y} satisfies equalized odds and the expected loss between \bar{Y} and labels Y , $\mathbb{E}[L(\bar{Y}, Y)]$, is minimized. The fairness constraint, along with the objective to minimize the expected loss, give rise to the linear program:

Equalized Odds Post-Processing [14]

$$\begin{aligned} \min_{p_{a,\hat{y}} \in [0,1]} \quad & \mathbb{E}[L(\bar{Y}, Y)] \\ \text{subject to} \quad & \underline{\alpha}_{0,j} = \underline{\alpha}_{1,j} \quad j \in \{0, 1\}. \end{aligned} \quad (10)$$

This is in fact a linear program because since \bar{Y} is derived, then $\bar{Y} \perp\!\!\!\perp Y \mid (A, \hat{Y})$, and thus $\mathbb{E}[L(\bar{Y}, Y)]$ and $\underline{\alpha}_{i,j} = (1 - \alpha_{i,j})p_{i,0} + \alpha_{i,j}p_{i,1}$ are linear with respect to $p_{a,\hat{y}}$.

Returning to our setting, where we do not have access to A but only proxy variables $\hat{A} = h(X)$, we seek classifiers \bar{f} that are fair with respect to the unknown attribute A . Since these are not

available – and, in fact, they are unidentifiable [16] – the best alternative is to minimize the worst-case fair violation with respect to A , which *can* be computed as shown in Theorem 1. Moreover, since we know what properties *optimal* classifiers must satisfy in these cases, we can now modify the above problem formulation so that the corrected classifier, \bar{f} , satisfies the condition in Theorem 2.

We thus propose the following modifications to the above post-processing method. First, we must employ \hat{A} in place of A which amounts to the $\alpha_{i,j}$ being replaced with $\hat{\alpha}_{i,j}$. To this end we denote the group conditional probabilities of \bar{Y} to be $\hat{\alpha}_{i,j}$. Second, the equalized odds constraint is replaced with the constraint in Theorem 2. Lastly, we also enforce the additional constraints

$$\frac{U_i}{\hat{r}_{i,j}} \leq \hat{\alpha}_{i,j} \leq 1 - \frac{U_i}{\hat{r}_{i,j}} \quad (11)$$

for $i, j \in \{0, 1\}$ to ensure Assumption 1 is satisfied. With these modifications in place, we present the following generalized linear program:

Worst-case Fairness Violation Reduction

$$\min_{p_{\hat{a}, \hat{y}} \in [0, 1]} \mathbb{E}[L(\bar{Y}, Y)]$$

subject to

$$\frac{\hat{r}_{0,j}}{\hat{r}_{0,j} + U_0 - U_1} \hat{\alpha}_{0,j} - \frac{\hat{r}_{1,j}}{\hat{r}_{0,j} + U_1 - U_0} \hat{\alpha}_{1,j} = \frac{U_0 - U_1}{2} \left(\frac{1}{\hat{r}_{0,j} + U_0 - U_1} + \frac{1}{\hat{r}_{0,j} + U_1 - U_0} \right) \quad (12)$$

$$\frac{U_i}{\hat{r}_{i,j}} \leq \hat{\alpha}_{i,j} \leq 1 - \frac{U_i}{\hat{r}_{i,j}}, \quad i, j \in \{0, 1\},$$

The solution to this linear program will yield a classifier \bar{f} that satisfies Assumption 1 and has minimal expected loss along with minimal $B_{\text{TPR}}(\bar{f})$ and $B_{\text{FPR}}(\bar{f})$. Observe that if $U_0 = U_1$, then the coefficients of $\hat{\alpha}_{0,j}$ and $\hat{\alpha}_{1,j}$ equal one, and so the first set of constraints simply reduces to $\hat{\alpha}_{0,j} = \hat{\alpha}_{1,j}$ for $j \in \{0, 1\}$ and the linear program above is precisely the post-processing method of [14] with \hat{A} in place of A and additional constraints to satisfy Assumption 1.

Let us briefly recap the findings of this section: First, we have shown that in a demographically scarce regime, one can provide an upper bound on the true fairness violation of a classifier (Theorem 1). Second, we have presented a precise characterization of the classifiers with minimal worst-case fairness violations. Lastly, we have provided a simple and practical post-processing method (a linear program) that will yield classifiers with minimal worst-case fairness violations with respect to the true, unknown, sensitive attribute.

4 Experimental Results

4.1 Synthetic Data

We begin with a synthetic example that will allow us to showcase different aspects of our results. The data is constructed from 3 features, $X_1, X_2, X_3 \in \mathbb{R}$, sensitive attribute $A \in \{0, 1\}$, and response $Y \in \{0, 1\}$. The features are sampled from $(X_1, X_2, X_3) \sim \mathcal{N}(\mu, \Sigma)$, where

$$\mu = \begin{bmatrix} 1 \\ -1 \\ 0 \end{bmatrix} \quad \text{and} \quad \Sigma = \begin{bmatrix} 1 & 0.05 & 0 \\ 0.05 & 1 & 0 \\ 0 & 0 & 0.05 \end{bmatrix}.$$

The sensitive attribute, A , response Y , and classifier f , are modeled as

$$A = \mathbb{I}[(X_3 + 0.1) \geq 0],$$

$$Y = \mathbb{I}[S(X_1 + X_2 + X_3 + \epsilon_0(1 - A) + \epsilon_1 A) \geq 0.35],$$

$$f(X; c_1, c_2) = \mathbb{I}[S(c_1 X_1 + c_2 X_2 + c_3 X_3) \geq 0.35]$$

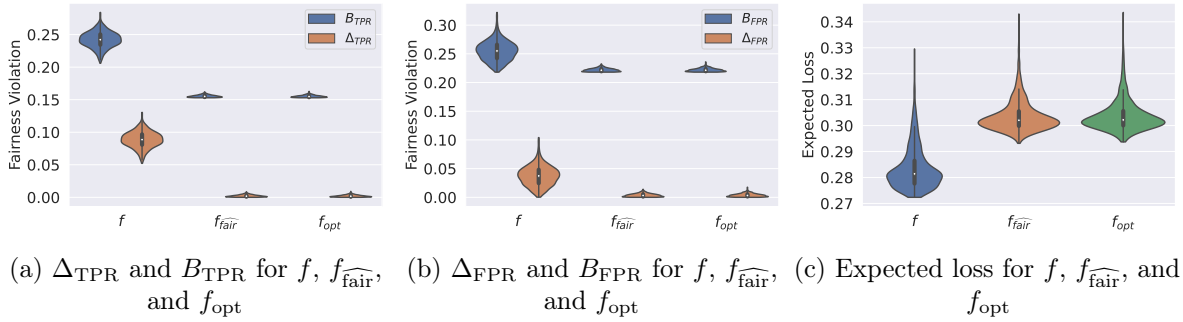


Figure 1: Synthetic data ($U_1 = U_0$): true fairness, worst-case fairness violations, and expected loss for the original and corrected classifiers

where $\mathbb{I}(\cdot)$ is the indicator function, $S(\cdot)$ is the sigmoid function and. $c_1, c_2, c_3 \sim \mathcal{N}(1, 0.01)$. Furthermore, to ensure there is unfairness, $\epsilon_0 \sim \mathcal{N}(0, 2), \epsilon_1 \sim \mathcal{N}(0, 1.5)$ are independent noise variables placed on the samples belonging to the groups $A = 0$ and $A = 1$ respectively. These specific distributions of f and Y allow us to guarantee that $f(X; c_1, c_2, c_3)$, is unfair with respect to $A = 0$ because the variance of ϵ_0 is greater than that of ϵ_1 . Lastly, to measure the predictive capabilities of f , we use a loss function L such that $L(\hat{Y} \neq y, Y = y) = \frac{1}{2 \cdot \mathbb{P}(Y=y)}$, since this maximizes the well known Youden's Index¹.

4.1.1 Equally Distributed Errors: $U_1 = U_0$

We model the sensitive attribute predictor as

$$h(X; \delta) = \mathbb{I}((X_3 + 0.1 + \delta) \geq 0)$$

where $\delta \sim \mathcal{N}(0, \sigma^2)$. We choose σ^2 so that the sensitive attribute classifier has a total error $U \approx 0.04$ distributed on $U_0 \approx U_1 \approx 0.02$. We generate 1000 classifiers f and for each one, calculate Δ_{TPR} , Δ_{FPR} , B_{TPR} , B_{FPR} , and $\mathbb{E}[L(f, Y)]$. Then, on each f , we run the (naïve) equalized odds post processing algorithm to correct for fairness with respect \hat{A} to yield a classifier $f_{\widehat{\text{fair}}}$, and we also run our post-processing algorithm to yield an optimal classifier f_{opt} . For both sets of classifiers we again calculate the same quantities.

The results in Fig. 1 present the worst-case fairness violations and expected loss for the 3 sets of different classifiers. Observe that both B_{TPR} and B_{FPR} are significantly lower for $f_{\widehat{\text{fair}}}$ and f_{opt} . Furthermore, note that the values of B_{TPR} and B_{FPR} for both $f_{\widehat{\text{fair}}}$ and f_{opt} are approximately the same. This is expected because $U_0 \approx U_1$ and so performing the fairness correction algorithm and our proposed algorithm amount to solving the nearly identical linear programs. We also show the true fairness violations, Δ_{TPR} and Δ_{FPR} for all the classifiers to portray the gap between the bounds and the true values. As mentioned before, these true values *cannot be calculated* in a demographically scarce regime. Nonetheless, the user of f now knows that after correction, $|\Delta_{\text{TPR}}|, |\Delta_{\text{FPR}}| \lesssim 0.2$. Lastly, observe that the expected loss for $f_{\widehat{\text{fair}}}$ and f_{opt} are naturally higher compared to that of f , however the increase in loss is minimal.

4.1.2 Unequally Distributed Errors: $U_1 \gg U_0$

We model the sensitive attribute predictor in the same way as in the previous experiment except with $\delta = c$ is a constant. We choose c so that the sensitive attribute classifier still has the same total error of $U \approx 0.04$, however, the errors are distributed unevenly, $U_1 \approx 0.04$ and $U_0 = 0$. As in the previous experiment we generate classifiers f , and perform the the same correction algorithms

¹Indeed, one can show that $\mathbb{E}[L(f, Y)] = -\frac{1}{2}(J_f - 1)$ where J_f is the well known Youden's Index of f .

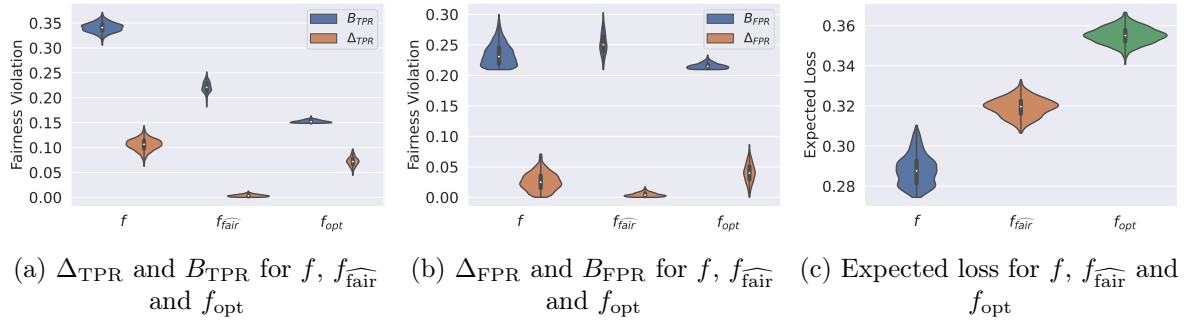


Figure 2: Synthetic data ($U_1 \gg U_0$): true fairness, worst-case fairness violations, and expected loss for the original and corrected classifiers

to yield $f_{\widehat{\text{fair}}}$ and f_{opt} . For these sets of classifiers we again calculate Δ_{TPR} , Δ_{FPR} , B_{TPR} , B_{FPR} , and $\mathbb{E}[L(f, Y)]$. The results in Fig. 2 present the worst-case fairness violations and expected loss for the 3 sets of different classifiers. Observe that our correction algorithm yields classifiers, f_{opt} , that have significantly lower B_{TPR} and B_{FPR} . Furthermore, observe that the $f_{\widehat{\text{fair}}}$ that results from performing the naïve fairness correction algorithm in fact have higher B_{FPR} the original classifier f ! Even though the total error U is the same in this experiment as it was in the previous one, the imbalance makes the fairness correction algorithm suboptimal compared to our correction method. Lastly, observe that there is a tradeoff, albeit slight, in performing our correction algorithm. The expected loss for f_{opt} is higher than that of $f_{\widehat{\text{fair}}}$ and f .

4.2 Real World Data

We now move to a real and important problem on assisted diagnosis on medical images. In particular, we employ the CheXpert dataset [15]. CheXpert is a large public dataset for chest radiograph interpretation, consisting of 224,316 chest radio graphs of 65,240 patients, with labeled annotations for 14 observations (positive, negative, or unlabeled) including **cardiomegaly**, **atelectasis**, **edema**, **consolidation**, and several others. Each image is also accompanied by the sensitive attribute **sex**. We consider a binary classification task in which we aim to learn a classifier f to predict if an image any annotation for *any* condition ($Y = 1$) or does not $Y = 0$. We then to wish measure and correct for any fairness violations that f may exhibit towards the **sex** attribute assuming we do *not* have the true **sex** attribute at the time of measurement and correction. Instead, since the data contains the **sex** attribute, we aim to learn a sensitive attribute predictor, h , on a withheld subset of the data. To learn both f and h we use a DenseNet121 convolutional neural network architecture. Images are fed into the network with size 320×320 pixels. We use the Adam optimizer with default β -parameters of $\beta_1 = 0.9$, $\beta_2 = 0.999$ and learning rate 1×10^{-4} which is fixed for the duration of the training. Batches are sampled using a fixed batch size of 16 images and we train for 5 epochs. The sex predictor, h , achieves an error of $U = 0.023$ with $U_1 \approx 0.015$ and $U_0 \approx 0.008$. On a separate subset of the data, we generate our predictions $\hat{Y} = f$ and $\hat{A} = h$ to yield a dataset over (\hat{A}, Y, \hat{Y}) . We utilize the bootstrap method to obtain to generate 500 samples of from this dataset and for each sample, perform the same correction algorithms as before to yield $f_{\widehat{\text{fair}}}$ and f_{opt} and calculate the same metrics as done in the previous experiments.

The results in Fig. 3 show that our proposed correction method performs the best in reducing B_{TPR} and B_{FPR} . Even though U is very small, since U_1 is approximately 2 times U_0 , simply correcting for fairness with respect to \hat{A} is not the best method in reducing the worst-case fairness violations. In particular, the results in Fig. 3a are noteworthy, as they depicts how our proposed correction method, and our bounds, allow the user to *certify* that the obtained classifier has a fairness violation in TPRs of no more than 0.06, without having access to the true sensitive attributes.

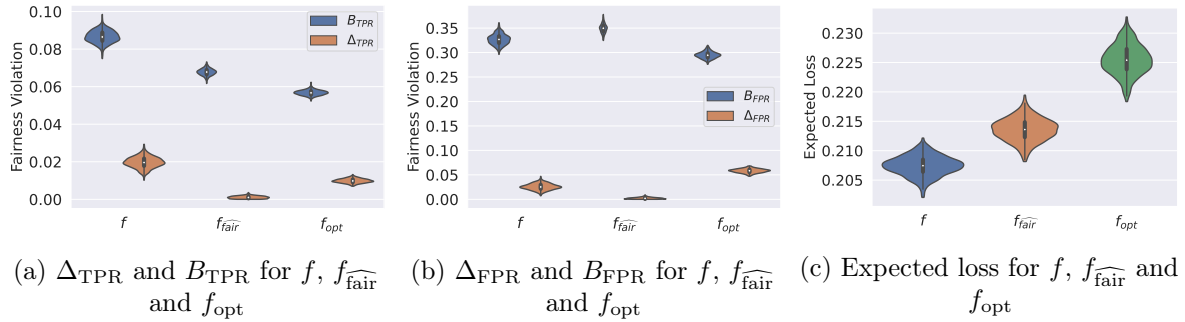


Figure 3: CheXpert data: true fairness, worst-case fairness violations, and expected loss for the original and corrected classifiers

Moreover, the improvement is significant, since before the correction one had $|\Delta_{\text{TPR}}| \lesssim 0.10$. In a high-stakes decision setting, such as this one where the model f could be used to aid in diagnosis, this knowledge could be vital. Naturally, the expected loss is highest for f_{opt} but that the increase is minimal. We make no claim as to whether this (small) increases in loss are reasonable for this particular problem setting, and the precise trade-offs must be defined in the context of a broader discussion involving policy makers, domain experts and other stakeholders.

5 Discussion and Conclusion

In this paper we address the problem of estimating and controlling any potential fairness violations towards an unobserved sensitive attribute by means of predicted proxy ones. We have shown that one under mild assumptions (easily satisfied in practice, as demonstrated), the worst-case fairness violations, B_{TPR} and B_{FPR} have simple closed form solutions that are linear in the estimated group conditional probabilities $\widehat{\alpha}_{i,j}$. Furthermore, we give an exact characterization of the properties that a classifier f must have so that B_{TPR} and B_{FPR} are indeed minimal. Our characterization demonstrates that, even when the proxy sensitive attributes are highly accurate, simply correcting for fairness with respect to these proxy attributes is *not optimal* in regards to minimizing the worst-case fairness violations. To this end, we propose a simple post-processing method that can correct a pretrained classifier f to yield an optimally-corrected classifier, \bar{f} , with minimal worst-case fairness violations.

Our experiments on both synthetic and real data illustrate our theoretical findings. We show how, even if the proxy sensitive attributes are highly accurate, the smallest imbalance in U_0 and U_1 renders the naïve correction for fairness with respect to the proxy attributes suboptimal. More importantly, our experiments highlight our general method’s ability effectively control for the worst-case fairness violation of a classifier with minimal decrease in the classifiers overall predictive power. On a final observation on our empirical results, the reader might be tempted to believe that the classifier $f_{\widehat{\text{fair}}}$ is better because it has a lower “true” fairness than that of f_{opt} . Unfortunately, these true fairness violations are not identifiable, and all one can hope for is to compute the provided upper bounds, which f_{opt} minimizes.

The central limitation of our results is Assumption 1. This assumption is indeed met for accurate proxy sensitive attributes (as in the cases illustrated above in chest X-rays) but sometimes this may not be possible. In these scenarios one would still like to know if it is possible to control for worst-case fairness violations. We conjecture that one can do away with this assumption and consider less accurate proxy sensitive attributes while resulting in the fairness violations being no longer linear in the group conditional probabilities. As a result, the characterization of the classifiers with minimal worst-case bounds in this setting may be more involved and, as a result, the manner in which one would minimize these violations may prove to be more difficult. Furthermore, while we propose a

simple post-processing correction method that takes a pretrained classifier and yields a corrected one with minimal worst-case fairness violations, we would like to explore how one could train a classifier – from scratch – to have minimal violations via the use of constrained optimization. Lastly, in our setting we assume the sensitive attribute predictor and label classifier are trained on marginal distributions from the same joint distribution. As a next step, it would be important to understand how these results extend to settings where these two predictors are trained on marginal distributions that come from (slightly) different joint distributions. All of this constitutes matter of future work.

Finally, we do not anticipate any negative societal impacts from this work. On the contrary, our contribution aims to provide better and more rigorous control over potential negative societal impacts that arise from unfair machine learning algorithms.

References

- [1] Philip Adler, Casey Falk, Sorelle A. Friedler, Tionney Nix, Gabriel Rybeck, Carlos Scheidegger, Brandon Smith, and Suresh Venkatasubramanian. Auditing black-box models for indirect influence. *Knowl. Inf. Syst.*, 54:95–122, 2018.
- [2] Alekh Agarwal, Alina Beygelzimer, Miroslav Dudik, John Langford, and Hanna Wallach. A reductions approach to fair classification. In Jennifer Dy and Andreas Krause, editors, *Proceedings of the 35th International Conference on Machine Learning*, volume 80 of *Proceedings of Machine Learning Research*, pages 60–69. PMLR, 10–15 Jul 2018.
- [3] Pranjal Awasthi, Matthäus Kleindessner, and Jamie Morgenstern. Equalized odds postprocessing under imperfect group information. In *International Conference on Artificial Intelligence and Statistics*, pages 1770–1780. PMLR, 2020.
- [4] Pranjal Awasthi, Alex Beutel, Matthäus Kleindessner, Jamie Morgenstern, and Xuezhi Wang. Evaluating fairness of machine learning models under uncertain and incomplete information. In *Proceedings of the 2021 ACM Conference on Fairness, Accountability, and Transparency*, pages 206–214, 2021.
- [5] Solon Barocas, Moritz Hardt, and Arvind Narayanan. Fairness and machine learning. fairmlbook.org, 2019, 2018.
- [6] Flavio Calmon, Dennis Wei, Bhanukiran Vinzamuri, Karthikeyan Natesan Ramamurthy, and Kush R Varshney. Optimized pre-processing for discrimination prevention. In I. Guyon, U. Von Luxburg, S. Bengio, H. Wallach, R. Fergus, S. Vishwanathan, and R. Garnett, editors, *Advances in Neural Information Processing Systems*, volume 30. Curran Associates, Inc., 2017.
- [7] Jiahao Chen, Nathan Kallus, Xiaojie Mao, Geoffrey Svacha, and Madeleine Udell. Fairness under unawareness: Assessing disparity when protected class is unobserved. In *Proceedings of the conference on fairness, accountability, and transparency*, pages 339–348, 2019.
- [8] Evgenii Chzhen, Christophe Denis, Mohamed Hebiri, Luca Oneto, and Massimiliano Pontil. Leveraging labeled and unlabeled data for consistent fair binary classification. In H. Wallach, H. Larochelle, A. Beygelzimer, F. d'Alché-Buc, E. Fox, and R. Garnett, editors, *Advances in Neural Information Processing Systems*, volume 32. Curran Associates, Inc., 2019.
- [9] Andrew Cotter, Maya Gupta, Heinrich Jiang, Nathan Srebro, Karthik Sridharan, Serena Wang, Blake Woodworth, and Seungil You. Training well-generalizing classifiers for fairness metrics and other data-dependent constraints. In Kamalika Chaudhuri and Ruslan Salakhutdinov, editors, *Proceedings of the 36th International Conference on Machine Learning*, volume 97 of *Proceedings of Machine Learning Research*, pages 1397–1405. PMLR, 09–15 Jun 2019.

- [10] Swarup Dhar, Vanessa Massaro, Darakhshan Mir, and Nathan C. Ryan. Uncertainty in criminal justice algorithms: simulation studies of the pennsylvania additive classification tool. *CoRR*, abs/2112.00301, 2021.
- [11] Michele Donini, Luca Oneto, Shai Ben-David, John S Shawe-Taylor, and Massimiliano Pontil. Empirical risk minimization under fairness constraints. In S. Bengio, H. Wallach, H. Larochelle, K. Grauman, N. Cesa-Bianchi, and R. Garnett, editors, *Advances in Neural Information Processing Systems*, volume 31. Curran Associates, Inc., 2018.
- [12] Michael Feldman, Sorelle A. Friedler, John Moeller, Carlos Scheidegger, and Suresh Venkatasubramanian. Certifying and removing disparate impact. In *Proceedings of the 21th ACM SIGKDD International Conference on Knowledge Discovery and Data Mining*, page 259–268, New York, NY, USA, 2015. Association for Computing Machinery. ISBN 9781450336642.
- [13] Maya R. Gupta, Andrew Cotter, Mahdi Milani Fard, and Serena Wang. Proxy fairness. *CoRR*, abs/1806.11212, 2018.
- [14] Moritz Hardt, Eric Price, and Nati Srebro. Equality of opportunity in supervised learning. volume 29, 2016.
- [15] Jeremy Irvin, Pranav Rajpurkar, Michael Ko, Yifan Yu, Silvana Ciurea-Ilcus, Chris Chute, Henrik Marklund, Behzad Haghgoo, Robyn Ball, Katie Shpanskaya, Jayne Seekins, David A. Mong, Safwan S. Halabi, Jesse K. Sandberg, Ricky Jones, David B. Larson, Curtis P. Langlotz, Bhavik N. Patel, Matthew P. Lungren, and Andrew Y. Ng. Chexpert: A large chest radiograph dataset with uncertainty labels and expert comparison. In *33rd AAAI Conference on Artificial Intelligence, AAAI 2019, 31st Innovative Applications of Artificial Intelligence Conference, IAAI 2019 and the 9th AAAI Symposium on Educational Advances in Artificial Intelligence, EAAI 2019*, pages 590–597. AAAI Press, 2019.
- [16] Nathan Kallus, Xiaojie Mao, and Angela Zhou. Assessing algorithmic fairness with unobserved protected class using data combination. *Management Science*, 68(3):1959–1981, 2022.
- [17] Cecilia Munoz, DJ Patil, and Megan Smith. *Big data: A report on algorithmic systems, opportunity, and civil rights*. Executive Office of the President, 2016.
- [18] Radiological Society of North America. Rsn pneumonia detection challenge, kaggle competition, 2018.
- [19] Flavien Prost, Pranjal Awasthi, Nick Blumm, Aditee Kumthekar, Trevor Potter, Li Wei, Xuezhi Wang, Ed H Chi, Jilin Chen, and Alex Beutel. Measuring model fairness under noisy covariates: A theoretical perspective. In *Proceedings of the 2021 AAAI/ACM Conference on AI, Ethics, and Society*, pages 873–883, 2021.
- [20] Yaniv Romano, Stephen Bates, and Emmanuel Candes. Achieving equalized odds by resampling sensitive attributes. *Advances in Neural Information Processing Systems*, 33:361–371, 2020.
- [21] Laleh Seyyed-Kalantari, Haoran Zhang, Matthew McDermott, Irene Y Chen, and Marzyeh Ghassemi. Underdiagnosis bias of artificial intelligence algorithms applied to chest radiographs in under-served patient populations. *Nature medicine*, 27(12):2176–2182, 2021.
- [22] Li Shen, Laurie R. Margolies, Joseph H. Rothstein, Eugene Fluder, Russell McBride, and Weiva Sieh. Deep learning to improve breast cancer detection on screening mammography. *Scientific Reports*, 9, 2019.
- [23] Kush R. Varshney and Homa Alemzadeh. On the safety of machine learning: Cyber-physical systems, decision sciences, and data products. *Big Data*, 5(3):246–255, 2017.

- [24] Dennis Wei, Karthikeyan Natesan Ramamurthy, and Flavio Calmon. Optimized score transformation for fair classification. In Silvia Chiappa and Roberto Calandra, editors, *Proceedings of the Twenty Third International Conference on Artificial Intelligence and Statistics*, volume 108 of *Proceedings of Machine Learning Research*, pages 1673–1683. PMLR, 26–28 Aug 2020.
- [25] Joel S. Weissman and Romana Hasnain-Wynia. Advancing health care equity through improved data collection. *New England Journal of Medicine*, 364, 2011.
- [26] Xiaojiao Yu. Machine learning application in online lending risk prediction, 2017.
- [27] Muhammad Bilal Zafar, Isabel Valera, Manuel Gomez Rogriguez, and Krishna P. Gummadi. Fairness Constraints: Mechanisms for Fair Classification. In Aarti Singh and Jerry Zhu, editors, *Proceedings of the 20th International Conference on Artificial Intelligence and Statistics*, volume 54 of *Proceedings of Machine Learning Research*, pages 962–970. PMLR, 20–22 Apr 2017.
- [28] Yan Zhang. Assessing fair lending risks using race/ethnicity proxies. *Comparative Political Economy: Regulation eJournal*, 2018.
- [29] Tianxiang Zhao, Enyan Dai, Kai Shu, and Suhang Wang. Towards fair classifiers without sensitive attributes: Exploring biases in related features. 2022.

A Appendix

A.1 Proofs

A.1.1 Proof of Theorem 1

We prove the result for $|\Delta_{\text{TPR}}(f)|$. By the using the rules of conditional probability and the law of total probability, observe

$$\alpha_{1,1} = \mathbb{P}(\hat{Y} = 1 \mid A = 1, Y = 1) \quad (13)$$

$$= \frac{\mathbb{P}(\hat{Y} = 1, A = 1, Y = 1)}{\mathbb{P}(A = 1, Y = 1)} \quad (14)$$

$$= \frac{\sum_{i \in \{0,1\}} \mathbb{P}(\hat{Y} = 1, A = 1, Y = 1, \hat{A} = i)}{\sum_{j \in \{0,1\}} \sum_{i \in \{0,1\}} \mathbb{P}(\hat{Y} = j, A = 1, Y = 1, \hat{A} = i)} \quad (15)$$

$$= \frac{\sum_{i \in \{0,1\}} \mathbb{P}(\hat{Y} = 1, A = 1, Y = 1 \mid \hat{A} = i) \cdot \mathbb{P}(\hat{A} = i)}{\sum_{j \in \{0,1\}} \sum_{i \in \{0,1\}} \mathbb{P}(\hat{Y} = j, A = 1, Y = 1, \mid \hat{A} = i) \cdot \mathbb{P}(\hat{A} = i)} \quad (16)$$

Similarly,

$$\alpha_{0,1} = \mathbb{P}(\hat{Y} = 1 \mid A = 0, Y = 1) \quad (17)$$

$$= \frac{\mathbb{P}(\hat{Y} = 1, A = 0, Y = 1)}{\mathbb{P}(A = 0, Y = 1)} \quad (18)$$

$$= \frac{\mathbb{P}(\hat{Y} = 1, Y = 1) - \mathbb{P}(\hat{Y} = 1, A = 1, Y = 1)}{\mathbb{P}(Y = 1) - \mathbb{P}(A = 1, Y = 1)} \quad (19)$$

$$= \frac{\mathbb{P}(\hat{Y} = 1, Y = 1) - \left[\sum_{i \in \{0,1\}} \mathbb{P}(\hat{Y} = 1, A = 1, Y = 1 \mid \hat{A} = i) \cdot \mathbb{P}(\hat{A} = i) \right]}{\mathbb{P}(Y = 1) - \left[\sum_{j \in \{0,1\}} \sum_{i \in \{0,1\}} \mathbb{P}(\hat{Y} = j, A = 1, Y = 1, \mid \hat{A} = i) \cdot \mathbb{P}(\hat{A} = i) \right]} \quad (20)$$

Therefore, it is easily seen that $\Delta_{\text{TPR}}(f) = \alpha_{1,1} - \alpha_{0,1}$ is a function of the 4 probabilities

$$\mathbb{P}(\hat{Y} = j, A = 1, Y = 1, \mid \hat{A} = i) \quad (21)$$

that we cannot compute. The Fréchet inequalities tell us

$$\mathbb{P}(\hat{Y} = j, A = 1, Y = 1, \mid \hat{A} = i) \geq \max\{\mathbb{P}(\hat{Y} = j, Y = 1, \mid \hat{A} = i) + \mathbb{P}(A = 1 \mid \hat{A} = i) - 1, 0\} \quad (22)$$

$$\mathbb{P}(\hat{Y} = j, A = 1, Y = 1, \mid \hat{A} = i) \leq \min\{\mathbb{P}(\hat{Y} = j, Y = 1, \mid \hat{A} = i), \mathbb{P}(A = 1 \mid \hat{A} = i)\} \quad (23)$$

for $i, j \in \{0, 1\}$ Furthermore, it is easy to see that $\Delta_{\text{TPR}}(f)$ is an increasing function as the 2 probabilities $\mathbb{P}(\hat{Y} = 1, A = 1, Y = 1, \mid \hat{A} = a)$ increase and as the 2 probabilities, $\mathbb{P}(\hat{Y} = 0, A = 1, Y = 1, \mid \hat{A} = a)$, decrease. As a result, $\Delta_{\text{TPR}}(f)$ is maximal when $\mathbb{P}(\hat{Y} = 1, A = 1, Y = 1, \mid \hat{A} = a)$ achieve their maximum values and $\mathbb{P}(\hat{Y} = 0, A = 1, Y = 1, \mid \hat{A} = i)$ achieve their minimum values. On the other hand, $\Delta_{\text{TPR}}(f)$ is minimal when $\mathbb{P}(\hat{Y} = 1, A = 1, Y = 1, \mid \hat{A} = a)$ achieve their minimum values and $\mathbb{P}(\hat{Y} = 0, A = 1, Y = 1, \mid \hat{A} = i)$ achieve their maximum values. We provide the upper bound. Recall that Assumption 1 tells us

$$\frac{U_i}{\hat{r}_{i,j}} \leq \hat{\alpha}_{i,j} \leq 1 - \frac{U_i}{\hat{r}_{i,j}} \quad (24)$$

Now, we will provide the minimal values of $\mathbb{P}(\hat{Y} = 0, A = 1, Y = 1, | \hat{A} = a)$ under these assumptions. First,

$$\mathbb{P}(\hat{Y} = 0, Y = 1, | \hat{A} = 1) + \mathbb{P}(A = 1 | \hat{A} = 1) - 1 = \frac{\mathbb{P}(\hat{Y} = 0 | \hat{A} = 1, Y = 1)\hat{r}_{1,1}}{P(\hat{A} = 1)} - \frac{U_1}{\mathbb{P}(\hat{A} = 1)} \quad (25)$$

$$= \frac{(1 - \hat{\alpha}_{1,1})\hat{r}_{1,1}}{P(\hat{A} = 1)} - \frac{U_1}{\mathbb{P}(\hat{A} = 1)} \quad (26)$$

$$\geq \frac{U_1}{P(\hat{A} = 1)} - \frac{U_1}{\mathbb{P}(\hat{A} = 1)} = 0 \quad (27)$$

and second,

$$\mathbb{P}(\hat{Y} = 0, Y = 1, | \hat{A} = 0) + \mathbb{P}(A = 1 | \hat{A} = 0) - 1 = \frac{\mathbb{P}(\hat{Y} = 0 | \hat{A} = 0, Y = 1)\hat{r}_{0,1}}{P(\hat{A} = 0)} + \frac{U_0}{\mathbb{P}(\hat{A} = 0)} - 1 \quad (28)$$

$$= \frac{(1 - \hat{\alpha}_{0,1})\hat{r}_{0,1}}{P(\hat{A} = 0)} + \frac{U_0}{\mathbb{P}(\hat{A} = 0)} - 1 \quad (29)$$

$$\leq \frac{\hat{r}_{0,1} - U_0}{P(\hat{A} = 0)} + \frac{U_0}{\mathbb{P}(\hat{A} = 0)} - 1 \leq 0 \quad (30)$$

Therefore we have that,

$$\mathbb{P}(\hat{Y} = 0, A = 1, Y = 1, | \hat{A} = 1) \geq \max\{\mathbb{P}(\hat{Y} = 0, Y = 1, | \hat{A} = 1) + \mathbb{P}(A = 1 | \hat{A} = 1) - 1, 0\} \quad (31)$$

$$= \mathbb{P}(\hat{Y} = 0, Y = 1, | \hat{A} = 1) + \mathbb{P}(A = 1 | \hat{A} = 1) - 1 \quad (32)$$

$$\mathbb{P}(\hat{Y} = 0, A = 1, Y = 1, | \hat{A} = 0) \geq \max\{\mathbb{P}(\hat{Y} = 0, Y = 1, | \hat{A} = 0) + \mathbb{P}(A = 1 | \hat{A} = 0) - 1, 0\} \quad (33)$$

$$= 0 \quad (34)$$

Now we provide the maximal values of $\mathbb{P}(\hat{Y} = 1, A = 1, Y = 1, | \hat{A} = a)$. With a slight modification, the assumptions tell us $\hat{\alpha}_{1,1}\hat{r}_{1,1} \leq \hat{r}_{1,1} - U_1$ and so

$$\hat{\alpha}_{1,1}\hat{r}_{1,1} \leq \mathbb{P}(\hat{A} = 1) - U_1 \quad (35)$$

Therefore, we have

$$\mathbb{P}(\hat{Y} = 1, Y = 1, | \hat{A} = 1) = \frac{\hat{\alpha}_{1,1}\hat{r}_{1,1}}{\mathbb{P}(\hat{A} = 1)} \quad (36)$$

$$\leq \frac{\mathbb{P}(\hat{A} = 1) - U_1}{\mathbb{P}(\hat{A} = 1)} \quad (37)$$

$$= \frac{\mathbb{P}(\hat{A} = 1, A = 1)}{\mathbb{P}(\hat{A} = 1)} = \mathbb{P}(A = 1 | \hat{A} = 1) \quad (38)$$

Also, by the assumptions we have

$$\mathbb{P}(\hat{Y} = 1, Y = 1, | \hat{A} = 0) = \frac{\hat{\alpha}_{0,1} \cdot \hat{r}_{0,1}}{\mathbb{P}(\hat{A} = 0)} \quad (39)$$

$$= \mathbb{P}(A = 1 | \hat{A} = 0) \quad (40)$$

Therefore we have that

$$\mathbb{P}(\hat{Y} = 1, A = 1, Y = 1, | \hat{A} = 1) \leq \min\{\mathbb{P}(\hat{Y} = 1, Y = 1, | \hat{A} = 1), \mathbb{P}(A = 1 | \hat{A} = 1)\} \quad (41)$$

$$= \mathbb{P}(\hat{Y} = 1, Y = 1, | \hat{A} = 1) \quad (42)$$

$$\mathbb{P}(\hat{Y} = 1, A = 1, Y = 1, | \hat{A} = 0) \leq \min\{\mathbb{P}(\hat{Y} = 1, Y = 1, | \hat{A} = 0), \mathbb{P}(A = 1 | \hat{A} = 0)\} \quad (43)$$

$$= \mathbb{P}(A = 1 | \hat{A} = 0) \quad (44)$$

Plugging these 4 values into Δ_{TPR} will yield the upper bound,

$$B_1 + C_{0,1} = \frac{\hat{r}_{1,1}}{\hat{r}_{1,1} + U_0 - U_1} \hat{\alpha}_{1,1} - \frac{\hat{r}_{0,1}}{\hat{r}_{0,1} + U_1 - U_0} \hat{\alpha}_{0,1} + U_0 \left(\frac{1}{\hat{r}_{1,1} + U_0 - U_1} + \frac{1}{\hat{r}_{0,1} + U_1 - U_0} \right)$$

One can similarly use the assumptions to derive the lower bound,

$$B_1 - C_{1,1} = \frac{\hat{r}_{1,1}}{\hat{r}_{1,1} + U_0 - U_1} \hat{\alpha}_{1,1} - \frac{\hat{r}_{0,1}}{\hat{r}_{0,1} + U_1 - U_0} \hat{\alpha}_{0,1} - U_1 \left(\frac{1}{\hat{r}_{1,1} + U_0 - U_1} + \frac{1}{\hat{r}_{0,1} + U_1 - U_0} \right) \quad (45)$$

and thus $|\Delta_{\text{TPR}}| \leq \max\{|B_1 + C_{0,1}|, |B_1 - C_{1,1}|\}$. One can use same arguments to derive the the bound for $|\Delta_{\text{FPR}}|$.

A.1.2 Proof of Theorem 1

We prove the result for $|\Delta_{\text{TPR}}(f)|$. Theorem 1, tells us

$$|\Delta_{\text{TPR}}(f)| \leq B_{\text{TPR}}(f) \stackrel{\Delta}{=} \max\{|B_1 + C_{0,1}|, |B_1 - C_{1,1}|\}$$

Not that B_1 is linear in $\hat{\alpha}_{1,1}$ and $\hat{\alpha}_{0,1}$ and that $C_{0,1}$ and $C_{1,1}$ are constants such that $B_1 + C_{0,1} \geq B_1 - C_{1,1}$ simply because $B_1 + C_{0,1}$ is the upper bound for Δ_{TPR} and $B_1 - C_{0,1}$ is the lower bound. Since these bounds are affine functions shifted by a constant, then $\min \max\{|B_1 + C_{0,1}|, |B_1 - C_{1,1}|\}$ simply occurs where

$$B_1 + C_{0,1} = -B_1 - C_{1,1} \quad (46)$$

meaning functions that satisfy

$$2B_1 = -(C_{1,1} + C_{0,1}) \quad (47)$$

have minimal upper bounds on Δ_{TPR} . This condition is precisely

$$2 \left(\frac{\hat{r}_{0,1}}{\hat{r}_{0,1} + U_1 - U_0} \hat{\alpha}_{0,1} - \frac{\hat{r}_{1,1}}{\hat{r}_{1,1} + U_0 - U_1} \hat{\alpha}_{1,1} \right) = (U_0 - U_1) \left(\frac{1}{\hat{r}_{1,1} + U_0 - U_1} + \frac{1}{\hat{r}_{0,1} + U_1 - U_0} \right) \quad (48)$$

This condition simply states that all f that have this linear relationship between $\hat{\alpha}_{0,1}$ and $\hat{\alpha}_{1,1}$ have minimal upper bounds. Now, under Assumption 1, we know

$$\frac{U_1}{\hat{r}_{1,1}} \leq \hat{\alpha}_{1,1} \leq 1 - \frac{U_1}{\hat{r}_{1,1}} \quad (49)$$

$$\frac{U_0}{\hat{r}_{0,1}} \leq \hat{\alpha}_{0,1} \leq 1 - \frac{U_0}{\hat{r}_{0,1}} \quad (50)$$

Note, that the trivial classifier with $\hat{\alpha}_{0,1} = \hat{\alpha}_{1,1} = \frac{1}{2}$ always satisfies this condition. These values always satisfy the condition in Theorem 2 because

$$\left(\frac{\hat{r}_{0,1}}{\hat{r}_{0,1} + U_1 - U_0} - \frac{\hat{r}_{1,1}}{\hat{r}_{1,1} + U_0 - U_1} \right) = (U_0 - U_1) \left(\frac{1}{\hat{r}_{1,1} + U_0 - U_1} + \frac{1}{\hat{r}_{0,1} + U_1 - U_0} \right) \quad (51)$$

There will exists classifiers with non-trivial performance as long as $\frac{U_1}{\hat{r}_{1,1}}$ and $\frac{U_0}{\hat{r}_{0,1}}$ do not equal $\frac{1}{2}$. This is because the region

$$\frac{U_1}{\hat{r}_{1,1}} \leq \hat{\alpha}_{1,1} \leq 1 - \frac{U_1}{\hat{r}_{1,1}} \quad (52)$$

$$\frac{U_0}{\hat{r}_{0,1}} \leq \hat{\alpha}_{0,1} \leq 1 - \frac{U_0}{\hat{r}_{0,1}} \quad (53)$$

will not be the single point $\hat{\alpha}_{0,1} = \hat{\alpha}_{1,1} = \frac{1}{2}$ but instead a rectangular region in \mathbb{R}^2 and since we know the condition for minimal bounds is simply a line that necessarily crosses through $\hat{\alpha}_{0,1} = \hat{\alpha}_{1,1} = \frac{1}{2}$, there will exist other values of $\hat{\alpha}_{0,1}$ and $\hat{\alpha}_{1,1}$ points that satisfy the condition while also being in this region. One can use the same proofs to prove the result for $|\Delta_{\text{FPR}}(f)|$