

Dynamics of information flow and engaging power of narratives in the polarised debate on vaccines

Emanuele Brugnoli,^{1*} Marco Delmastro^{1,2}

¹ Centro Ricerche “Enrico Fermi” (CREF), Rome, Italy

² Università Ca’ Foscari di Venezia, Venice, Italy

*Corresponding author; E-mail: emanuele.brugnoli@cref.it

Abstract

In this study we approach the vaccine debate from a new and comprehensive perspective, by taking into account all the main elements that make it a particularly complex social phenomenon. Focusing on the Italian context, which has always been the scene of heated discussions on vaccination even before Covid-19, we examine almost all the online information produced in the 2016-2021 timeframe by both sources that have a reputation for misinformation and those that do not.

Although reliable sources can rely on larger newsrooms and cover more news than misinformation ones, the transfer entropy analysis of the corresponding time series reveals that the former have not always informationally dominated the latter on the vaccine subject. Indeed, the pre-pandemic period sees misinformation establish itself as leader of the process, even in causal terms, and gain dramatically more user engagement than news from reliable sources. Despite this information gap was filled during the Covid-19 outbreak, the newfound leading role of reliable sources as drivers of the information ecosystem has only partially had a beneficial effect in reducing user engagement with misinformation on vaccines. Our results indeed show that, except for effectiveness of vaccination, reliable sources have never adequately countered the anti-vax narrative, specially in the pre-pandemic period, thus contributing to exacerbate science denial and belief in conspiracy theories. At the same time, however, they confirm the efficacy of assiduously proposing a convincing counter-narrative to misinformation spread. Indeed, effectiveness of vaccination turns out to be the least engaging topic discussed by misinformation during the pandemic period, when compared to other polarising arguments such as safety concerns, legal issues and vaccine business.

Thus, the inability of reliable sources to address issues that are particularly sensitive and important to the public seems to be the biggest contributor to the spread of false narratives, even more than the sizeable presence of misinformation in the news ecosystem. By highlighting the strengths and weaknesses of institutional and mainstream communication, our findings can be a valuable asset for improving and better targeting campaigns against misinformation on vaccines.

Introduction

The chronicles of recent years have shown that we have to get used to address global emergencies, in which communication plays a pivotal role in the representation of reality and strongly affects the formation of opinions and the orientation of individual behaviour, specially on the web [1, 2, 3, 4]. Internet and social media, while providing a great capacity for the public to interact, represent indeed important vectors for the spread of potentially erroneous or intentionally false information [5, 6, 7] that may have tremendous impact on society, especially when the subjects discussed are sensitive and emotional [8] such as those health-related [9, 10], in particular vaccination [11, 12, 13]. For instance, exposure to information questioning the safety and effectiveness of vaccines may worsen people’s attitudes toward vaccines and be difficult to refute [14]. Vaccination hesitancy has indeed been an important public health issue even before Covid-19, to the point of being named one of the top ten threats to global health in 2019 by the World Health Organization (WHO) [15]. However, the proliferation of anti-vaccination misinformation through social media has recently given it new urgency due to the unprecedented scale of Covid-19 pandemic and the resulting need for rapid administration of the approved vaccines [16, 17, 18].

In this study we approach the public debate (or “public sphere” using Habermas’ term) on vaccines from a new and comprehensive perspective, by taking into account all the main elements that make it

a particularly complex social phenomenon. To make the analysis as representative of the overall online debate as possible, we analyse four social networks (i.e., Facebook, Twitter, Instagram and YouTube) that jointly cover almost the entire population that is on the web. In addition, since the formation of a public opinion takes time and follows medium-term dynamics, we investigate the phenomenon over the six years ranging from January 2016 to December 2021. This allows us also to assess whether and to what extent the Covid-19 outbreak affected the vaccine debate. Further, we consider Italy as a case study. The choice is first motivated by the fact that since 2016 Italy was affected by a heated debate on the design, approval and enforcement of the legislative framework on mandatory paediatric vaccinations [19]. Second, it was the first European country to be hit by Covid-19 in the early 2020, and even the first where the dramatic developments of the disease were accompanied by a rigorous discussion around vaccination, both about its urgency and its possible negative effects [20].

In this framework, we examine an extensive amount of news outlets of both general and specialized (on the subject) information, covering practically all the online information in Italy. These sources are coupled with a binary factualness label¹ assigned by independent data providers. The same source classification has been employed institutionally for monitoring disinformation² and the methodology used has been validated at international level³.

Aside from assessing the coverage of vaccine subject from both the sourcesets throughout the period analysed, we also adopt the Transfer Entropy approach to estimate the strength and direction of information flow between the corresponding daily time series.

Surprisingly, to a low pre-pandemic coverage of the vaccine subject by Reliable sources is opposed a great deal of attention from the Questionable counterpart and a slight dominance, even in causal terms, of its asset in the information transmission between the two sourcesets. On the contrary, the Covid-19 outbreak marked a significant increase in vaccine coverage from Reliable sourceset, to the point of decreeing its transition from dependent to independent variable in the Transfer Entropy model describing its causal relationship with the Questionable counterpart. However, the observed narrowing of the user engagement gap with the Questionable counterpart is only partially attributable to the newfound leading role of Reliable sources as drivers of the information ecosystem, and seems more likely to be an endogenous effect of the Covid-19 infodemics. Indeed, vaccine-related content from Questionable sources out-engage those from Reliable sources by a factor of twenty before the pandemic, which drops to seven during the Covid-19 outbreak, whereas on the days when the vaccine coverage from Reliable sources outperforms that from Questionable sources, it does so by a factor between one and two, regardless of the period considered.

To point out the key features of the observed audience engagement differences and dynamics, we also build a very accurate machine learning model capable to individually classify vaccine-related content according to the opinion conveyed and the specific topic discussed. The analyses reveal that diametrically opposing opinions, anti-vax for Questionable sources and pro-vax for Reliable sources, are the most engaging views. By comparing the levels of coverage conveying such opinions on the most polarising topics, we show that, except for effectiveness of vaccination, Reliable sources have never adequately countered the anti-vax narrative, specially in the pre-pandemic period, thus contributing to science denial and belief in conspiracy theories. At the same time, however, we find confirmation of the efficacy of assiduously proposing a convincing counter-narrative to misinformation spread [21]. Indeed, effectiveness of vaccination turns out to be the least engaging topic within the Questionable sourceset during the pandemic period, when compared to other polarising arguments such as safety concerns, legal issues and vaccine business.

Hence, our findings highlight some new evidence that appears to be very interesting from both research and policy perspectives. Trust in science as well as in institutions is an emotional process that takes place through a long and complex path and may adversely affect social response, not only in relation to vaccine acceptance. In this context, institutional and mainstream communication play a pivotal role [22]. The spread of false narratives among the public is indeed due not only, and not so much, to the presence of misinformation sources, but also to the inability of institutional and mainstream communication in addressing issues that are particularly sensitive and important [23], at least for a portion of the population.

¹Factualness is whether the source has a reputation of regularly spreading misinformation or conspiracy theories (Questionable source) or has not (Reliable source).

²See Agcom, News vs. Fake in the Information System, 2018, and Agcom, Reports on online disinformation, 2019-2020.

³OECD, Approached to big data and disinformation strategies in Italy: Case study on the Telecommunications Regulator (AGCOM); Ofcom, Understanding online false information in the UK, 2021; Poynter, A guide to anti-misinformation actions around the world, last update August 2019.

Results and discussion

Questionable vs Reliable sources: Which one drives the media attention on vaccines?

Over the past few years, the evolution of the vaccine debate has undergone a few phases that emerge clearly from the data. Figure 1 shows the daily time series of the percentage of vaccine-related content from Questionable (Q) and Reliable (R) sources, respectively. To bring out trends more clearly, we display a 30-days simple moving average [24], i.e. the data-point at time t is given by the mean over the last 30 datapoints (see Supplementary Table 3 and Supplementary Figure 1 for descriptive statistics of both the two time series and their corresponding first difference; see Supplementary Table 4 for stationarity tests).

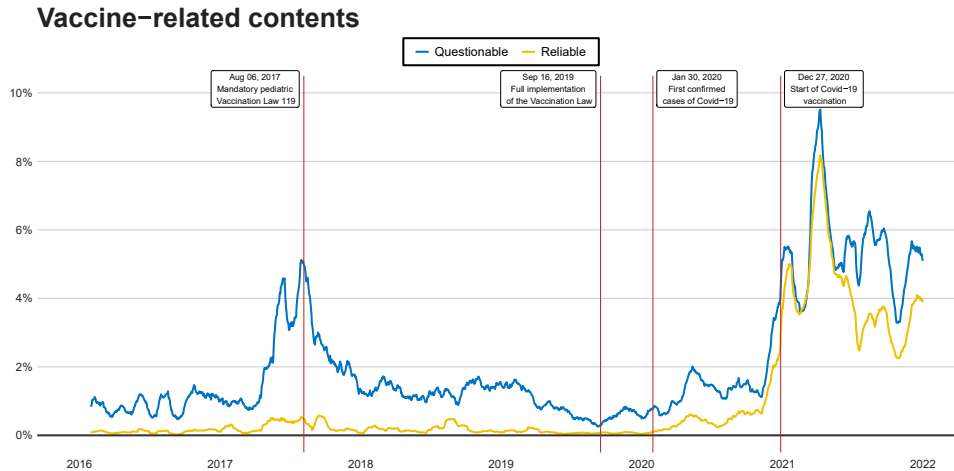


Figure 1: Daily production of vaccine-related content from Questionable and Reliable sources, respectively (% of total news production in the category).

As expected, the two time series show an evident degree of correlation. Indeed, few major vaccine-related events have driven the media attention throughout the time span analysed, regardless of the type of news source.

During the first phase, the debate was particularly vibrant in 2017 when by law (Law n.119 of July 31, anticipated by the Decree Law n.73 of June 7, hereafter Vaccination Act) the Italian Government extended from four to ten the free and mandatory vaccinations for children 0-16 years old⁴, and introduced fines and admission bans for unvaccinated children at school. In this regard, it should be noted that full implementation of the Vaccination Act did not occur until September 2019 due to exemptions and extensions (see Law n.108/2018).

During the last phase, the vaccine debate has been almost completely monopolised by the pandemic outbreak: first by the Covid-19 vaccine race and roll out, later by the administration of authorized vaccines and the resulting safety concerns, especially regarding the AstraZeneca vaccine (March⁵ and June⁶ 2021) leading to vaccination hesitancy [25].

Figure 1 also suggests that the role of Covid-19 pandemic in the vaccine debate was twofold. On the one hand, regardless of the source (Questionable or Reliable), it has raised media attention on vaccines to levels never reached in previous years. On the other hand, it has clearly influenced the dynamics of the cross-correlation between the two time series. A more pronounced trend of Questionable than Reliable is indeed evident before the Covid-19 outbreak, where the debate appears to have been heated almost exclusively among page communities that were sceptical about the introduction of mandatory

⁴These are: anti-polio; anti-diphtheria; anti-tetanus; anti-hepatitis B; anti-pertussis; anti-Haemophilus influenzae type b; anti-morbillus; anti-rubella; anti-parotitis; and anti-varicella.

⁵As of March 15, 2021, the Italian Medicines Agency (AIFA) suspended the administration of the vaccine nationwide to shed light on potential serious side effects on blood coagulation reported in the previous days in Italy and in several other European countries within a short time of inoculations. The vaccination campaign with the AstraZeneca vaccine resumed in Italy from the afternoon of March 19, 2021, following clarifications provided by the European Medicines Agency (EMA).

⁶On June 3, 2021, AIFA (Italian Medicines Agency) publishes an update information note on the risk of thrombosis occurrence in combination with thrombocytopenia. On June 8, 2021, the Liguria healthcare company Alisa suspends a batch of AstraZeneca's vaccine following a report of a suspected adverse reaction.

vaccination⁷. On the contrary, the two variables proceed with comparable intensity and very similar monotonicity during pandemic (see Supplementary Table 3).

Hence, aside from performing an overall analysis of the vaccine debate in Italy throughout the time span under investigation, we identified the date of the first confirmed cases of Covid-19 in Italy (30 January 2020) as a watershed event between pre-pandemic and pandemic periods, and we also analysed these two sub-periods separately. The choice of this date is motivated by the fact that, although the start of vaccinations dates back to 27 December 2020 when Italy received 9,750 doses of the Pfizer–BioNTech vaccine, the vaccine debate has been almost totally monopolised by the Covid-19 vaccines since the early stages of the pandemic.

Table 1 shows the cross-correlation function (CCF) score, i.e., the ratio of covariance to root-mean variance, between Questionable and Reliable time series with respect to any of the aforementioned periods.

	Overall	Pre-pandemic	Pandemic
CCF	0.840	0.457	0.905

Table 1: Cross-Correlation Function (CCF) between Questionable and Reliable time series with respect to the three period analysed.

Consistent with what inferred graphically, these scores confirm that during the pandemic the degree of correlation between the two time series is roughly double that of the pre-pandemic period (See Supplementary Figure 2 for the lag analysis of CCF).

The different cross-correlation scores observed between the two sub-periods naturally raise questions. Is the vaccine news production from Reliable sources that drives the production of vaccine-related content from Questionable sources, or vice-versa? Does this dynamics depend on the analysed period or does it maintain a constant direction throughout the time-span? To answer these questions, we study the direct causal relationship between the two time series by evaluating the Transfer Entropy (TE) of one to the other for the overall period and both the pre-pandemic and pandemic sub-periods. TE [27] is an information-based measure based on the Shannon’s formula [28] that can appropriately detect the information flows between time series and identify its sources. Since a straightforward implementation of TE could lead to biased estimates under conditions that may be peculiar to the observed phenomenon, we relied on the bias correction provided by the concept of Effective Transfer Entropy (ETE). The ETE estimates for the overall period and the two sub-periods (pre-pandemic and pandemic) are reported in Table 2, together with the corresponding net information flow (NIF) from Reliable to Questionable, meaning that when this quantity is positive, the Reliable sourceset informationally dominates the Questionable one, whereas when it is negative, the Questionable sourceset leads [29].

Period	ETE _{R→Q}	SE	ETE _{Q→R}	SE	NIF
Overall	0.052***	0.003	0.012**	0.003	0.040
Pre-pandemic	0.006**	0.002	0.012***	0.002	−0.006
Pandemic	0.047***	0.009	0.000	0.009	0.047

*** $p < 0.001$; ** $p < 0.01$; * $p < 0.05$

Table 2: Effective Transfer Entropy (ETE) estimates for both the possible information flow directions during the three analysed periods, respectively, together with associated Standard Error (SE). The net information flow (NIF) column represents the difference between ETE_{R→Q} and ETE_{Q→R}.

As far as the overall period is concerned, there is a significant bi-directional information flow between Questionable and Reliable sourcesets (1% and 5% significance level for the direction R→Q and Q→R, respectively), whereas the NIF shows a larger information transmission from Reliable to Questionable. Hence, the results suggest that the production of vaccine news from Reliable sources dominates that from Questionable sources. This is rather expected as Reliable sources on average have larger newsrooms and cover more news, while Questionable sources often pick up on news that has already been circulated, changing their perspective and narrative [30].

Surprisingly, albeit with a much smaller NIF, a reverse trend concerns the pre-pandemic sub-period. Indeed, although the interactions between the two sourcesets are significant in both directions (1% and

⁷Debate on these issues occurs within distinct, non-communicating communities. In fact, conspiracists (and other communities) need for cognitive closure, i.e., they are more likely to interact with conspiracy based theories and have a lower trust in mainstream sources [26].

5% significance level for the direction $Q \rightarrow R$ and $R \rightarrow Q$, respectively), the information flow from R to Q undergoes a net downsizing, while it remains constant in the opposite direction, when time is limited to before the Covid-19 outbreak. Therefore, the NIF returns a slight dominance of Questionable sources on Reliable sources. With this respect, the very different levels of attention paid by the two sourcesets to the paediatric vaccination obligation, from entry into force of the Vaccination Act to its full implementation (see Figure 1), could have played a role in determining the Questionable asset as the leader sourceset. As observed above, the low pre-pandemic coverage of the vaccine subject by Reliable sources is contrasted by a vibrant debate among the community of Questionable news outlets.

On the contrary, the Covid-19 outbreak marked a significant increase in attention on the vaccine subject from Reliable media, to the point of decreeing its transition from dependent to independent variable in the Transfer Entropy model describing its causal relationship with the Questionable counterpart. Suffice it to say that the ratio of Reliable to Questionable content went from 2 to 1 in the pre-pandemic period to 9 to 1 in the pandemic period. Moreover, although the duration of the pandemic period is roughly half that of the pre-pandemic period analysed, Questionable and Reliable sources increase their overall news production on vaccines by about 500% and 1700%, respectively (See Table 4).

In this new framework, the situation is practically reversed compared to pre-pandemic period: the information flow in the direction $Q \rightarrow R$ (0.000) is not found to be statistically significant, whereas the communication from Reliable sources (re)gains its leading role in the information ecosystem and the NIF reaches its maximum (0.047), with 1% significance level for the direction $R \rightarrow Q$.

Questionable vs Reliable sources: Which one sees more engagement with vaccine news?

The overabundance of information - some accurate and some not - during Covid-19 outbreak led WHO to coin the term infodemics for describing a situation that makes it hard for people to find trustworthy sources and reliable guidance when they need it [31]. The perils of misinformation phenomena during the management of disease outbreaks have been widely investigated [32, 33, 34, 35], since they could even speed up the epidemic process by influencing and fragmenting social response [36, 37]. For instance, vaccination hesitancy has been an important public health issue even before Covid-19 [38, 39]. At its core, vaccination hesitancy is a perception concern, rooted in the information individuals receive [40, 41]. Several studies relied on the behaviour of user on social media, in terms of interactions with vaccine-related content, as a proxy for the collective attitude towards vaccination [42, 43, 44, 45, 46, 47, 48].

With respect to our data, identical trends to those of the produced content concern the number of interactions. Namely, the significant increase in content on vaccines during pandemic is matched by a proportional increase in user interactions (see Table 4 and Supplementary Figure 3).

To understand whether the pandemic only played a role on the information flow between the two sourcesets or also on the corresponding user engagement, we study the out-engage factor defined by 5. Denoted with X the vaccine subject and with X^c the totality of other subjects covered during day d , left panel of Figure 2 shows the distribution of the out-engage factor $P(R; X, X^c; d)$ ($P(Q; X, X^c; d)$) for the days d when it is in favour of the vaccine subject compared to the rest of subjects discussed within the R (Q) sourceset. Right panel shows instead the distribution of the out-engage factor $P(R, Q; X; d)$ on vaccine subject for the days d when it is in favour of one sourceset to the other⁸. Distributions are broken down by period analysed and n indicates the corresponding number of days.

Namely, on a daily basis, we compare the user engagement with the vaccine-related content of the two sourcesets from two different points of view:

- the inside perspective, that is the ratio between the per-content interactions, where content is binary divided into vaccine-related and any other subject discussed within the same sourceset;
- the outside perspective, that is the ratio between the per-content interactions normalized by followers⁹ of one sourceset to the other, where content is exclusively vaccine-related.

⁸Some outliers up to 6 concerning the inside perspective and up to 75 concerning the outside perspective are not shown.

⁹For both sourceset, engagement on vaccine subject is evaluated by means of 4 as per-content interactions normalized by followers. While normalization by followers does not affect the out-engage factor formula from the inside perspective (it contributes twice equally but inversely), it has a huge impact on the same formula from the outside perspective, either by reducing the contribution of news content from sources with a large follower base, or by amplifying the contribution of news content from sources with a small follower base [49]. Due to the risk of confusing scale effects with the real user engagement (i.e., mainstream information has more audience than alternative information and therefore triggers more user interactions, all things being equal), we decided to consider the normalized version of this latter as standard for the calculation of social engagement.

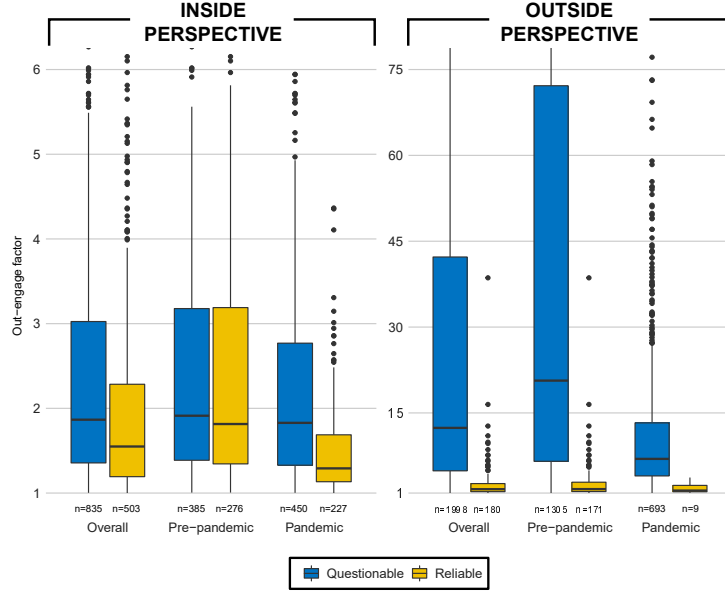


Figure 2: Inside perspective: Out-engage factor of vaccine-related content to the rest of content within Questionable and Reliable sourcesets, respectively (left panel). The integer n indicates the number of days when vaccine news overperformed the remaining subjects discussed by the corresponding sourceset in terms of user engagement. Outside perspective: Out-engage factor of vaccine-related content from one sourceset to the other (right panel). The integer n indicates the number of days when vaccine news were overperforming on the corresponding sourceset with respect to the other sourceset. Distributions refer distinctly to the overall period, and both the pre-pandemic and pandemic sub-periods.

The vaccine subject appears to be slightly more engaging among the Questionable rather than Reliable sources, when compared to the totality of the other subjects covered. Such an overall gap (Q: median 1.866, mean 2.633; R: median 1.549, mean 2.210) is achieved almost exclusively during the pandemic period (Q: median 1.829, mean 2.499; R: median 1.291, mean 1.546), whereas the pre-pandemic distributions are practically overlapping (Q: median 1.913, mean 2.791; R: median 1.815, mean 2.757). Hence, while the out-engage factor from the inside perspective remains somewhat constant with respect to vaccine-related content and narratives of the Questionable sourceset, the Covid-19 infodemics has made the consumption of vaccine news from Reliable sources more complex compared to the pre-pandemic period (See Supplementary Table 6).

The differences in how users engage with vaccine news from Questionable and Reliable sources are definitely more evident when we investigate the outside perspectives, namely when we compare the per-content engagement normalized by followers of one sourceset to the other. The audience engagement distribution for Questionable sources clearly dominates that for Reliable sources during the overall period (Q: median 12.385, mean 110.217, R: median 1.647, mean 3.107). This is essentially due to the enormous gap observed during the pre-pandemic period, when Questionable sources reached as a whole a median out-engage factor of ~ 20.6 (mean 163.814) compared to ~ 1.7 (mean 3.229) for Reliable sources. Naturally, because of outliers, averages are considerably higher than the medians. The low engagement gained by Reliable sources is clearly the result of the low level of attention paid to the vaccine issue prior to the Covid-19 outbreak and observed in the previous section. The latter could also explain the unreadiness of the news ecosystem to address a crisis communication such as that which has accompanied the pandemic since its early stages. Ambiguous communication about the disease origin, transmission and treatment, disjointed narratives and mixed messages about the side effects and clots caused by the AstraZeneca vaccine - just to name a few - have fostered confusion and distrust in some communities, and also added to the skepticism in the entire vaccination system. As a matter of fact, only nine days of the pandemic see vaccine news from Reliable sources overperform the same subject from Questionable sources. Nevertheless, contrary to the inside perspective, while the out-engage factor from the outside perspective remains almost constant for the Reliable sourceset (median 1.433, mean 1.862), Questionable sources lose much of the engagement advantage (median 6.971, mean 14.933) achieved during the pre-pandemic period (See Supplementary Table 7 for more statistical details). Hence, although the news narratives of Reliable sources on the vaccine subject were never particularly successful throughout the period analysed, the Covid-19 outbreak

had a levelling effect on the disproportion of engagement between sources that have a reputation for misinformation and those that do not.

Polarising topics and the engaging power of extreme opinions

To point out the key features of the social media communication dynamics on vaccines, we study the opinions expressed and the topics discussed by Questionable and Reliable sources.

To this aim, a state-of-the-art neural model is trained to distinguish between three different perspectives on vaccination (anti-vax, neutral, pro-vax) and six different topics (administration of vaccines, vaccine business, effectiveness of vaccination, legal issues, safety concerns, other), respectively. Both models are trained on a manually annotated set of contents, representing $\sim 10\%$ of the total dataset, and reach 0.88 as accuracy score on the evaluation set (see Materials and Methods for details).

Figure 3 (left panel) shows a substantial time-invariance of the distribution of vaccine-related content from Reliable sources among the three opinion classes. As expected, the neutral perspective is dominant, exceeding 65% in both the pre-pandemic and pandemic sub-periods, followed by pro-vax opinion and a more marginal percentage of content conveying anti-vax views, which however exceeds 10% during Covid-19 outbreak¹⁰. Differently, the Covid-19 outbreak seems to have had a significant impact on the communication choices of the Questionable counterpart. The anti-vax perspective, which was clearly dominant throughout the pre-pandemic period, loses about 25% in favour of uplifting views during the pandemic and drops from 65% to 40% (See Supplementary Figure 4 for the percentage of vaccine coverage by each news source analysed with respect to the different opinion classes).

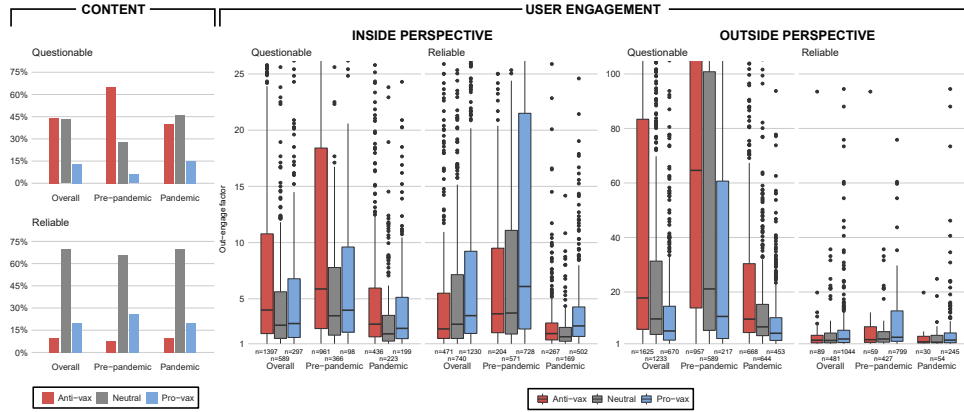


Figure 3: Opinion percentage distribution with respect to vaccine-related content from Questionable and Reliable sourcesets, respectively (left panel). User engagement with vaccine-related content from Questionable and Reliable sourcesets, respectively, conveying the corresponding opinion (right panel). Figure reports both the inside and outside perspectives. Distributions refer distinctly to the overall period, and both the pre-pandemic and pandemic sub-periods.

In order to investigate the user engagement dynamics corresponding to different narratives, we study the distribution of the out-engage factor 5 from both the inside and outside perspectives. With respect to the former perspective, denoted with X the vaccine-related content conveying the opinion x , X^c in $P(R; X, X^c; d)$ ($P(Q; X, X^c; d)$) will indicate the remaining vaccine-related content, i.e., those conveying any opinion other than x .

Figure 3 (right panel) shows a clear degree of symmetry with respect to the axis identified by the neutral distribution between Questionable and Reliable sourcesets from the inside perspective, regardless of the period considered. Namely, if the most engaging content among those produced by Questionable sources convey an anti-vax opinion (Overall: median 4.000, mean 16.798; Pre-pandemic: median 5.875, mean 22.316; Pandemic: median 2.744, mean 10.164), then the high-engagement content from Reliable sources corresponds to pro-vax opinion (Overall: median 3.502, mean 23.289; Pre-pandemic: median 6.094, mean 38.584; Pandemic: median 2.587, mean 4.307). On the contrary, pro-vax opinion from Questionable sources (Overall: median 2.800, mean 7.406; Pre-pandemic: median 3.984, mean 12.943;

¹⁰As proof of the extent to which mainstream information is involved in the dissemination of anti-vax views, it is worth noting that, partly due to the limited number of Questionable sources (161) compared to the Reliable ones (521), the anti-vax content from the latter (30,622) numerically accounts for ~ 1.6 times those from the former (18,994) throughout the overall period.

Pandemic: median 2.370, mean 4.901) and anti-vax opinion from Reliable sources (Overall: median 2.319, mean 27.114; Pre-pandemic: median 3.668, mean 59.409; Pandemic: median 1.904, mean 3.165) perform worse on average or in the median, both roughly comparable to the neutral one.

Even from the outside perspective, sorting the opinions according to their out-engage factor results in opposite rankings for the two sourcesets, regardless of the period considered. Moreover, when comparing the same opinion from one sourceset and the other, respectively, the greater engaging power of alternative narrative over the mainstream one is much more evident, specially concerning those content conveying anti-vax opinion (Overall: Q median 17.800, mean 940.100; R median 2.309, mean 5.586). Nevertheless, as observed without dividing the content according to the opinion conveyed (see Figure 2), while the out-engage factor from the outside perspective remains somehow constant for any opinion conveyed by the Reliable sourceset (median value drops from 2.497 in the pre-pandemic period to 1.717 in the pandemic period for anti-vax opinion, and from 3.383 to 2.349 for pro-vax opinion), the shock effect of the Covid-19 outbreak has significantly reduced the engaging power of Questionable sources (median value drops from 64.600 to 10.050 for anti-vax opinion, and from 11.026 to 4.860 for pro-vax opinion). See Supplementary Tables 8 and 9 for more statistical details.

To better understand why audience engagement follows different dynamics depending on whether the content is produced by disinformation sources or not, it is essential to analyse the nature of the vaccine debate, and thus the different topic coverage over time. Figure 4 shows, for both the sourcesets, the coverage distribution among the six topic categories identified. The inner bar refers to the percentage of content conveying anti-vax opinion (red) for Questionable sourceset and pro-vax opinion (azure) for Reliable sources, these being the most engaging views, respectively, both from the inside and outside perspectives.

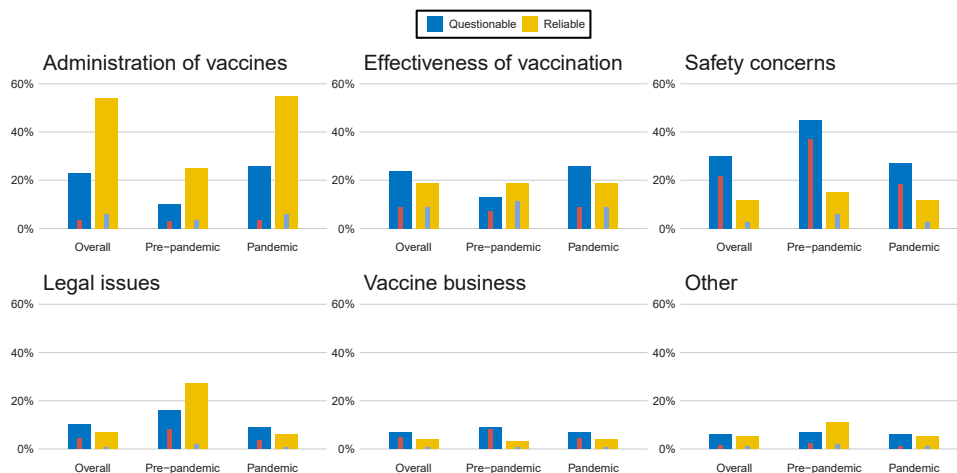


Figure 4: Vaccine coverage distribution among the six topics identified. The inner bar refers to the percentage of content conveying anti-vax opinion (red) for Questionable sourceset and pro-vax opinion (azure) for Reliable sources.

Regarding Questionable sources, while two-thirds of the vaccine news produced during the pre-pandemic period is about safety concerns, legal issues and vaccine business, most of them ($\sim 80\%$) conveying anti-vax opinion, the same topics is covered by “only” two-fifths of the vaccine-related content during the pandemic, and “only” 60% of the time with an anti-vax opinion. As a consequence, Questionable sources have lost much of the engaging power with the Covid-19 outbreak, also because the drastic reduction in coverage of the most polarising arguments was balanced by the increase in content on two trending topics of the pandemic period: administration of vaccines and effectiveness of vaccination. Daily bulletins on the number of vaccines administered and infection trends, on the one hand, and data on the percentage and duration of vaccination effectiveness, on the other, are, however, topics where it has been much more difficult to impose a conspiracy narrative, especially from a strictly anti-vax perspective.

Regarding Reliable sources, while most topics receive constant attention throughout the period analysed, even with respect to the percentage of pro-vax opinion conveyed, administration of vaccines and legal issues have opposite trends both among themselves and in relation to the sub-period analysed. Content on vaccines administered drop from accounting 24% of vaccine coverage in the pre-pandemic period to 55% with the Covid-19 outbreak. Legal issues concerning the implementation of the Vaccination Act are discussed in $\sim 28\%$ of content, while the debate on whether or not compulsory enforcing vaccination

against Covid-19 accounts for only $\sim 6\%$. Moreover, by comparing the levels of pro-vax coverage by Reliable sources and anti-vax coverage by Questionable sources on the most polarising topics, it is evident that, except for effectiveness of vaccination, Reliable sources have never adequately countered the anti-vax narrative, specially in the pre-pandemic period. Confirming the efficacy of assiduously proposing a convincing counter-narrative on polarising arguments, effectiveness of vaccination was the least engaging topic within the Questionable sourceset during the pandemic period, when compared to safety concerns, legal issues and vaccine business (See Supplementary Table 10 for the percentage distribution of vaccine-related content among the six topics).

To analyse the relationship between different types of vaccine-related content, both with respect to news source provider, opinion conveyed and topic discussed, and the corresponding user engagement, we also rely on some econometric models. Given the nature of the problem (analysis of differences between information of different quality) and the data available (unbalance panel), we focus on the following models:

$$y_{it} = \alpha + \beta \mathbf{x}_i + \gamma \mathbf{z}_{it} + \theta_i + \epsilon_{it}, \quad i = 1, 2, \dots, N, \quad t = 1, 2, \dots, T \quad (1)$$

where i is the index of news source, t is time (days since January 1th, 2016), y_{it} is the user engagement on vaccine-related content from source i on day t , x_i is a vector of time-independent source-related variables (e.g., the reliability category: Reliable vs. Questionable), z_{it} are time-dependent factors (e.g., number, type and topic of news content), and θ_i, ϵ_{it} are the error terms (with the auto-correlated component). Random effects regressions with AR(1) disturbance have been estimated¹¹ [50, 51]. Results are presented in Table 3.

Model Variable	Opinion (I)	Opinion (II)	Topic (III)	Topic (IV)
Source's quality				
Questionable (D)	.000778 (.000245)***	.000464 (.000241)*	.000849 (.000246)***	.000567 (.000242)**
Content				
Anti-vax (ln)	.005410 (.000128)***	.000349 (.000161)**		
Quest·Anti-vax (D·ln)		.013400 (.000262)***		
Pro-vax (ln)	-.000282 (.000111)**	.000680 (.000117)***		
Quest·Pro-vax (D·ln)		-.002880 (.000383)***		
Topic				
Administration (ln)			-.000317 (.000007)***	.000355 (.000008)***
Quest·Administration (D·ln)				-.00363 (.000311)***
Business (ln)			.000946 (.000227)***	-.000008 (.000256)
Quest·Business (D·ln)				.005170 (.000552)***
Legal (ln)			.00222 (.000173)***	.000292 (.000189)
Quest·Legal (D·ln)				.0113 (.000461)***
Effectiveness (ln)			.000000 (.000115)	.000348 (.000125)***
Quest·Effectiveness (D·ln)				-.00133 (.000316)***
Safety (ln)			.00357 (.000130)***	.000249 (.000151)*
Quest·Safety (D·ln)				.0125 (.000297)***
Constant	-.000136 (.000143)	-.000110 (.000141)	-.000143 (.000143)	-.000125 (.000142)
Controls				
Time (weekday, month, year)	YES	YES	YES	YES
Summary stats				
Observations	1,378,129	1,378,129	1,378,129	1,378,129
Number of sources	680	680	680	680
Chi-squared (dof)	1961.98 (26)***	4609.65 (28)***	1218.21 (29)***	4035.04 (34)***
R ² between	.1135	.2079	.0787	.2141

The estimates refer to random effects models with AR(1) disturbance. The baselines of the estimates are for models on stance (I and II) "neutral opinions", and for those on topics (III and IV) "other topics" on vaccines (e.g., events, related news). The dependent variable is the natural logarithm of the engagement. For each variable, the coefficient, the standard error (in parentheses), and the level of significance (***) 1%; ** 5%; * 10%) are reported.

Table 3: Random effects regressions with AR(1) disturbance.

First, Questionable sources significantly increase vaccine news engagement in all estimates. This result seems to highlight the greater emotional reaction to the vaccine topic from the anti-vax community. In fact, content conveying anti-vax opinion increases engagement while pro-vax content decreases it (Model I). The elasticity of the former is positive and significant (equal to 0.05%), while the elasticity of the latter is negative (-0.03%), and increases significantly when anti-vax content is proposed by Questionable

¹¹Random effects regressions are required to estimate between-source effects in the case of time-independent factors such as source reliability. In addition, the unbalanced nature of the panel and the fact that T is greater than N led to choose a model with autocorrelated disturbances. In any case, random effects regressions with robust estimator of variance were also estimated and the results presented in the paper are confirmed.

sources (1.34%, Model II, coefficient of the interactive variable). Conversely, when Questionable sources convey pro-vax opinion, engagement drops by 0.03%. In essence, the polarisation highlighted above about the narrative on vaccines of the news sources (pro-vax for those Reliable, and anti-vax for those Questionable) is reflected on the emotional reactions of the corresponding communities of users. If we focus on the vaccination topics (Models III and IV), those that elicit the greatest reactions are business and legal issues, as well as those related to safety concerns (with an elasticity of 0.4%). Again, if we distinguish topics by quality of information, a clear polarisation emerges. Questionable sources arouse strong emotional reactions in the case of narratives linked to business and legal aspects of vaccinations, as well as to the safety of vaccines (with an elasticity that reaches 1.3%). Engagement drops instead for administration of vaccines and, confirming the importance of assiduous counter-narratives to highly polarising content, effectiveness of vaccination.

Materials and methods

Data collection

We collected about 350K vaccine-related contents published on Facebook, Instagram, Twitter and YouTube by almost all Italian news sources in the 6-year period that goes from 01/01/2016 to 31/12/2021. Data from Facebook and Instagram were collected through Facebook’s CrowdTangle API, whereas data from Twitter and YouTube were gathered by means of their official APIs.

With the only exception of the instant messaging services Whatsapp and Facebook Messenger, the four analysed platforms represent the most used social media in Italy during 2021: YouTube was used by 85.3% of Internet users aged 16 to 64, Facebook 80.4%, Instagram 67%, and Twitter 32.8% (source: GWI).

To ensure the most representative picture of both traditional and new media, we considered a wide range of national/local newspapers, radio/TV channels and online news outlets that were active in Italy during the aforementioned period. Namely, we selected:

- 96 out of the 121 major Italian newspapers that in 2021 reached 30 million Italians, i.e., $\sim 60\%$ of the population aged more than 18 (source: GfK Mediamonitor);
- 462 online-only news outlets that in 2021 monthly reached 40 million Italians, i.e., $\sim 96\%$ of the total internet audience (source: ComScore);
- 89 TV channels, including all RAI newscasts (3 national and 20 regional), that in 2021 monthly reached 8 million Italians, i.e., $\sim 54\%$ of the TV audience (source: Auditel);
- 35 radio channels that in 2021 daily reached 26 million Italians, i.e. $\sim 77\%$ of radio listeners (source: RadioTER - Tavolo Editori Radio).

Then, limited to the 682 selected sources (see Supplementary Table 1 for the list), we performed a keyword search for content that matched an exhaustive list of vaccine-related keywords, including general terms (e.g. vaccine, vaccination) and vaccine brands/names, both mandatory (e.g. Hexyon, Menjugate), recommended (e.g. Bnt162b2, Gardasil, Janssen, Twinrix) and others available (e.g. Vaxchora, Ervebo). See Supplementary Table 2 for the complete list of keywords. Hence, the data collected can reasonably be considered as the whole vaccine-related information provided to Italian citizens during the period under investigation.

We assigned a binary label to each news source to distinguish between two categories: Questionable - i.e., a source producing mainly unverified or false content - and Reliable. The list of Questionable news sources was gathered by merging the lists from independent fact-checking organizations - i.e., bufale.net, butac.it, facta.news, newsguardtech.com, and pagellapolitica.it. The remaining sources were labelled as Reliable. Table 4 shows a breakdown of the dataset. Data are divided by sourceset and period analysed (Pre-pandemic 01/01/2016 - 29/01/2020, Pandemic 30/01/2020 - 31/12/2021, Overall 01/01/2016 - 31/12/2021), and concern the number of sources, contents and corresponding user interactions (understood as the algebraic sum of all possible actions/reactions performed on the four platforms analysed).

Time series and causality analysis

The correlation functions for testing and measuring causality (e.g. Granger causality [52]) have been applied in a number of fields, including social media [53, 54]. Despite the widespread, their use is limited

CATEGORY	SOURCES	CONTENTS			INTERACTIONS		
		Pre-pandemic	Pandemic	Overall	Pre-pandemic	Pandemic	Overall
Questionable	161 (23.6%)	7,567 (17.0%) (31.7%)	36,980 (83.0%) (11.2%)	44,547 (100%) (12.6%)	1,801,436 (16.5%) (33.6%)	9,097,338 (83.5%) (10.1%)	10,898,774 (100%) (11.4%)
Reliable	521 (76.4%)	16,293 (5.3%) (68.3%)	292,690 (94.7%) (88.8%)	308,983 (100%) (87.4%)	3,565,238 (4.2%) (66.4%)	80,766,899 (95.8%) (89.9%)	84,332,137 (100%) (88.6%)
Total	682 (100%)	23,860 (6.7%) (100%)	329,670 (93.3%) (100%)	353,530 (100%) (100%)	5,366,674 (100%) (100%)	89,864,237 (100%) (100%)	95,230,911 (100%) (100%)

Table 4: Breakdown of the dataset.

to linear relations, although linear models can not accurately represent real-world interactions. Further, while all they determine whether two time series have correlated movement, no directional information about cause and effect can be inferred. On the contrary, information-theoretic approaches understand causality as a phenomenon that can be not only detected or measured but also quantified. In addition, they are sensitive to nonlinear signal properties, as they do not rely on linear regression models.

In the analysis, we relied on the concept of Transfer Entropy (TE) to estimate the strength and direction of information transfer between the daily time series of the percentage of vaccine-related content from Questionable and Reliable sources, respectively.

TE [27] is the model-free measure of a (Shannonian) information transfer defined by means of Kullback–Leibler divergence [55] on conditional transition probabilities p of two Markov processes X and Y of orders k and l , respectively, as

$$\text{TE}_{X \rightarrow Y}(k, l) = \sum_{x \in X, y \in Y} p(y_{t+1}, y_t^{(l)}, x_t^{(k)}) \log \frac{p(y_{t+1}|y_t^{(l)}, x_t^{(k)})}{p(y_{t+1}|y_t^{(l)})} \quad (2)$$

where $x_t^{(k)} = (x_t, \dots, x_{t-k+1})$ and $y_t^{(l)} = (y_t, \dots, y_{t-l+1})$. The estimate $\text{TE}_{Y \rightarrow X}(l, k)$ of the information transfer from Y to X is derived analogously. For independent processes, TE is equal to zero.

Since a straightforward implementation of 2 could lead to biased estimates when the expected effect is rather small or the sample size is limited [56], we also calculated the Effective Transfer Entropy (ETE) [57] defined as

$$\text{ETE}_{X \rightarrow Y}(k, l) = \text{TE}_{X \rightarrow Y}(k, l) - \text{TE}_{X_{\text{shuffled}} \rightarrow Y}(k, l) \quad (3)$$

where $\text{TE}_{X_{\text{shuffled}} \rightarrow Y}(k, l)$ indicates the average transfer entropy over independently shuffled X .

To assess the statistical significance of 2, we applied a bootstrap procedure of the Markov process underlying X that destroys the statistical dependencies between X and Y but, conversely from only shuffling, retains the dependencies within X [58]. ETE is calculated by using 100 shuffles and 300 bootstrap replications to obtain the distribution of the estimates under the null hypothesis of no information flow [59].

Common choices of the Markov block length k in $\text{TE}_{X \rightarrow Y}(k, l)$ and $\text{TE}_{Y \rightarrow X}(k, l)$ are $k = l$ and $k = 1$, and the last is usually preferred [27]. Thus, the analysis in the current study is conducted by setting $k = l = 1$ [29]. In other words, we measure the capacity of one time series to predict the immediate future of the another, i.e. just one symbol ahead [53, 60].

TE estimates are based on discrete data. Hence we transformed our series into symbol sequences by partitioning the data into m bins. Suitable values of m have been empirically proven to be in the range [3, 7] [61]. Moreover, since in most cases $m > 5$ does not imply a better projection of the data in the symbol space, we consider $3 \leq m \leq 5$ [53]. In our case study, the highest daily percentage of vaccine-related content from both Questionable and Reliable sourcesets is $\sim 16\%$, hence we rely on powers of two for identifying the five bins $(0, 1]$, $(1, 2]$, $(2, 4]$, $(4, 8]$, $(8, 100]$ (see Supplementary Table 5 for the bin-quantile correspondence).

User engagement and overperforming content

In this work, the news items collected were processed regardless of the social media where they were published. In other words, the contents $c(s; T)$ published by a news source s during the time span T refer to the totality of its Facebook posts, Instagram media, Twitter tweets and Youtube videos. Analogously, the user interactions $i(s; T)$ include the totality of actions taken on $c(s; T)$ throughout T : comments, shares, likes and other reactions (angry, haha, love, sad, wow) on Facebook posts; comments and likes on Instagram media; replies, retweets and likes on Twitter tweets; comments, likes and dislikes on YouTube videos.

Let \mathcal{U} be a universe of new sources and $\emptyset \neq S \subset \mathcal{U}$. We denote by $C(S; T)$ and $I(S; T)$ the number of contents published by the whole S in the time span T and the corresponding number of user interactions,

respectively. Let now \mathcal{X} be a universe of pairwise disjoint features and $X \subset \mathcal{X}$. We write $C(S; X; T)$ and $I(S; X; T)$ for denoting that the aforementioned quantities concern the set of features X .

We compute the total user engagement with the X -related content published by S during T as the real number

$$E(S; X; T) = \frac{I(S; X; T)}{C(S; X; T) \cdot F(S; T)} \quad (4)$$

where $F(S; T)$ represents the average number of followers of the social media accounts of S which were active during T . In other words, if $s \in S$ did not publish any content on any of the analysed platforms throughout T , its contribution $E(s; X; T)$ to $E(S; X; T)$ is 0. If s was only active on Facebook during T , then $F(s; T)$ counts only the average number of its fans on Facebook during T .

To assess the importance of the X -related content published by S throughout T in terms of user engagement, we investigate two different points of view: the out-engage factor of X to X^c , that is the complement of X in \mathcal{X} (inside perspective); the out-engage factor of X in S to itself in S^c , that is the complement of S in \mathcal{U} (outside perspective). Namely, we refer to the factor of proportionality of $E(S; X; T)$ to $E(S; X^c; T)$ in the former case, and to the factor of proportionality of $E(S; X; T)$ to $E(S^c; X; T)$ in the latter case. To these aims, we consider the function with codomain $\mathbb{R} \setminus ([-1, 0) \cup (0, 1])$ defined by

$$P(S, S'; X, X'; T) = \delta(S, S'; X, X'; T) \left(\frac{E(S; X; T)}{E(S'; X'; T)} \right)^{\delta(S, S'; X, X'; T)} \quad (5)$$

where S' is another set of sources, X' another set of subjects, and δ stands for the sign function of the difference $E(S; X; T) - E(S'; X'; T)$:

$$\delta(S, S'; X, X'; T) = \begin{cases} 1 & \text{if } E(S; X; T) > E(S'; X'; T) \\ 0 & \text{if } E(S; X; T) = E(S'; X'; T) \\ -1 & \text{if } E(S; X; T) < E(S'; X'; T) \end{cases} \quad (6)$$

It is straightforward to notice that $P(S, S'; X, X'; T) = 0$ if and only if the user engagement on X -related content from S during T equals the user engagement on X' -related content from S' during the same time span. Otherwise, if $P(S, S'; X, X'; T) \in (1, \infty]$ then the user engagement on X -related content from S is higher than the user engagement on X' -related content from S' , and we say that X is overperforming in S with respect to X' in S' during T . Conversely, if $P(S, S'; X, X'; T) \in [-\infty, 1)$ we say that X' is overperforming in S' with respect to X in S during T .

For $S' = S$ and $X' = X^c$ the absolute value returned by 5 responds to the inside perspective, and we also write $P(S; X, X^c; T)$. For $S' = S^c$ and $X' = X$ it responds to the outside perspective, and we also write $P(S, S^c; X; T)$.

In the analysis, we consider the partition of the selected sourceset into Questionable and Reliable subsets, and we study the distribution of the daily out-engage factor of the vaccine subject from both the perspectives. Limited to vaccine-related content, we also investigate both the perspectives in the universe of possible opinions conveyed: anti-vax, neutral, pro-vax.

Modeling opinion conveyed and topic discussed in vaccine-related content

One of the goal of this study is to build a deep learning model capable of predicting whether the text of social media content conveys anti-vaccine, neutral or pro-vaccine opinion. We first manually annotated $\sim 10\%$ of the content gathered. Despite the sample was intentionally selected to contain as much extreme opinion as possible, approximately half of the annotated data concerns neutral opinion. To make the model more balanced between opinion classes and more confident with the local space around extreme opinions, we applied text data augmentation techniques to content annotated as conveying anti- or pro-vaccine opinion. The augmented dataset was then split into two parts to produce a dataset for training and a dataset for evaluating the model. We then apply the model to all the collected data and study the relationship between source category (Questionable or Reliable) and content opinion (anti-vax, neutral or pro-vax).

The annotation process also concerned the identification of the topic discussed: one of administration of vaccines, vaccine business, effectiveness of vaccination, legal issues, safety concerns, other. Then we used the same training and test datasets also to build a deep learning model capable of predicting the topic discussed in vaccine-related content.

Deep learning models based on Transformer architecture outperform other approaches to most automated natural language processing (NLP) tasks, especially when data comes from social media [62, 63].

Hence, we followed the Google’s pre-trained language model [64], which represents the state-of-the-art for semantic text representation in most languages [65], to train our Italian models.

Data selection, annotation and augmentation. The content to be annotated were sampled from the collected data. To get a training set as rich as possible with both anti-vaccine and pro-vaccine opinion, we intentionally annotated about three-quarters (9,071) of content published by those news sources that mainly cover topics concerning medicine, science and technology, both Questionable (the more likely to convey anti-vaccine opinion) and Reliable (the more likely to convey pro-vaccine opinion). Other 25,232 contents to be annotated were randomly selected from the data produced by the remaining sources. The data to annotate was split among the authors. The splitting procedure was optimised to get $\sim 20\%$ overlap between the authors. This allowed us to compare the annotator agreement results with the model performance (see Classification). The total annotated data consist of 34,303 contents, divided according to the opinion conveyed in 9,902 anti-vaccine, 17,258 neutral, and 7,143 pro-vaccine.

Since anti-vax and pro-vax opinions are only conveyed by about half of the annotated contents, we applied a text data augmentation technique to make the model more balanced between opinion classes and more familiar with the local space around non-neutral opinion. Namely, we relied on the nlpaug Python library [66] to get 11,712 augmented contents. Augmented contents were obtained by inserting words in a selection of data annotated as anti-vaccine or pro-vaccine through the contextual word embedding of BERT, i.e, the pre-trained language model then fine tuned to the annotated data. The data to be augmented were chosen randomly but preserving the topic distribution of the whole annotated dataset.

The augmented dataset was then split into two parts to produce a dataset for training (80%) and a dataset for evaluating (20%) the model, by ensuring on both sets the same class distribution with respect to both opinions and topics. To assure proper model evaluation, neither the annotated content used as a basis for the augmentation nor the augmented content were included in the evaluation set.

The annotation results with respect to opinion and topic for the training and evaluation sets are summarised in Table 5.

	Adm	Bus	Eff	Leg	Oth	Saf	Σ	
A	941	1,019	1,895	929	238	6,664	11,686	(31%)
N	6,733	311	1,816	1,379	1,121	2,351	13,711	(38%)
P	1,734	320	5,664	491	435	2,681	11,325	(31%)
Σ	9,408 (26%)	1,650 (4%)	9,375 (25%)	2,799 (8%)	1,794 (5%)	11,696 (32%)	36,722 (100%)	

(a) Training set.

	Adm	Bus	Eff	Leg	Oth	Saf	Σ	
A	235	254	474	232	59	1,666	2,920	(31%)
N	1,808	78	454	344	280	587	3,551	(38%)
P	433	80	1,415	122	108	670	2,828	(31%)
Σ	2,476 (26%)	412 (4%)	2,343 (25%)	698 (8%)	447 (5%)	2,923 (32%)	9,299 (100%)	

(b) Evaluation set.

Table 5: Annotation results for both (a) training and (b) evaluation sets. Rows refer to opinion classes: A = anti-vaccine, N = neutral, P = pro-vaccine. Columns refer to topic classes: Adm = administration of vaccines, Bus = vaccine business, Eff = effectiveness of vaccination, Leg = legal issues, Saf = safety concerns, Oth = other.

Classification. A state-of-the-art neural model based on Transformer language models was trained to distinguish between the three opinion classes. We used the pre-trained BERT multilingual cased model [64] consisting of 12 stacked Transformer blocks with 12 attention heads each. We attached a linear layer with a softmax activation function at the output of these layers to serve as the classification layer. As input to the classifier, we take the representation of the special [CLS] token from the last layer of the language model. The whole model is jointly trained on the downstream task of three-class opinion identification. According to the BERT reference paper [64], fine-tuning of the neural models was performed end-to-end. We used the Adam optimizer with the learning rate of $5e - 5$ and weight decay

set to 0.01 for regularization [67]. The model was trained for 4 epochs with batch size 64 through the HuggingFace Transformers library [68].

The same pre-trained architecture and hyperparameters were also used to train a model for distinguish between the six topics.

Table 6 reports the performance of the trained models compared with the inter-annotator agreement by using the same measure: accuracy (Acc) and the F1 score for individual classes, on both the training and the evaluation datasets. The confusion matrices for the evaluation set, used to compute all the scores of the annotator agreements and the model performance, are reported in Supplementary Tables 11 and 12.

Performance and agreement	Overall Acc	A F1	N F1	P F1
Model				
Training	0.93	0.93	0.91	0.94
Evaluation	0.88	0.88	0.86	0.90
Inter-annotator				
Training	0.89	0.90	0.86	0.89
Evaluation	0.89	0.90	0.87	0.89

(a) Opinion model.

Performance and agreement	Overall Acc	Adm F1	Bus F1	Eff F1	Leg F1	Oth F1	Saf F1
Model							
Training	0.94	0.94	0.85	0.94	0.88	0.79	0.95
Evaluation	0.88	0.88	0.83	0.89	0.80	0.73	0.92
Inter-annotator							
Training	0.91	0.89	0.83	0.92	0.81	0.78	0.95
Evaluation	0.87	0.86	0.78	0.89	0.78	0.70	0.92

(b) Topic model.

Table 6: Performance of our vaccine (a) opinion and (b) topic classification models on the training set and the evaluation set, in comparison to the inter-annotator agreement on the same datasets. The overall performance is measured by accuracy (Acc), and performance for individual classes by F1 score.

Conclusions

In this article we analysed the public debate on vaccines over the past six years. We did this by (i) examining the news production of the main Italian generalist and specialized news outlets, binary divided into sources that have a reputation for misinformation (Questionable) and those that do not (Reliable), (ii) categorizing the vaccine-related content by topic discussed and opinion conveyed, and (iii) comparing the corresponding engagement of the audience that follow the two sourcesets. The results highlight a complex picture that needs to be illustrated in all its facets. Indeed, the information dynamic changes over time. At first, when the debate centered on the enactment and implementation of a paediatric vaccine law, Questionable sources provided more coverage of this topic by establishing themselves as drivers of the process, even in causal terms, and gaining dramatically more user engagement than news from the mainstream media. This information gap was filled during the pandemic period when established sources covered the topic more thoroughly. However, the newfound leading role of Reliable sources as drivers of the information ecosystem has only partially had a beneficial effect in reducing engagement with misinformation on vaccines.

Our results indeed show that, except for effectiveness of vaccination, Reliable sources have never adequately countered the anti-vax narrative, specially in the pre-pandemic period, thus contributing to science denial and belief in conspiracy theories. At the same time, however, they confirm the efficacy of assiduously proposing a convincing counter-narrative to misinformation spread. Indeed, effectiveness of vaccination turns out to be the least engaging topic within the Questionable sourceset during the pandemic period, when compared to other polarising arguments such as safety concerns, legal issues and vaccine business.

Summarizing, our findings render the spread ease of false narratives among the public as only partially attributable to the presence of misinformation sources, and more likely due to the inability of institutional and mainstream communication in addressing issues that are particularly sensitive and important, at least for a portion of the population. We therefore believe that the article brings some interesting and new insights to the scientific and policy debate but given the complexity of the phenomenon much remains to be explored. Specifically, the next step is to link this analysis to the actual behaviors of citizens. For example, the issue of vaccination hesitancy is a crucial topic to investigate. The challenge is to address the whole complex process from the public sphere to individual and social behaviors by analysing large and representative samples of citizens.

References

- [1] Sylvie C. Briand, Matteo Cinelli, Tim Nguyen, Rosamund Lewis, Dimitri Prybylski, Carlo M. Valensise, Vittoria Colizza, Alberto Eugenio Tozzi, Nicola Perra, Andrea Baronchelli, Michele Tizzoni, Fabiana Zollo, Antonio Scala, Tina Purnat, Christine Czerniak, Adam J. Kucharski, Akhona Tshangela, Lei Zhou, and Walter Quattrociochi. Infodemics: A new challenge for public health. Cell, 184(25):6010–6014, 2021.
- [2] Matteo Cinelli, Gianmarco De Francisci Morales, Alessandro Galeazzi, Walter Quattrociochi, and Michele Starnini. The echo chamber effect on social media. Proceedings of the National Academy of Sciences, 118(9):e2023301118, 2021.
- [3] Max Falkenberg, Alessandro Galeazzi, Maddalena Torricelli, Niccolo Di Marco, Francesca Larosa, Madalina Sas, Amin Mekacher, Warren Pearce, Fabiana Zollo, Walter Quattrociochi, and Andrea Baronchelli. Growing polarisation around climate change on social media. CoRR, abs/2112.12137, 2022.
- [4] Shari R. Veil, Tara Buehner, and Michael J. Palenchar. A work-in-process literature review: Incorporating social media in risk and crisis communication. Journal of Contingencies and Crisis Management, 19(2):110–122, 2011.
- [5] Wen-Ying Sylvia Chou, April Oh, and William M. P. Klein. Addressing health-related misinformation on social media. JAMA, 320(23):2417–2418, 2018.
- [6] Kate Starbird. Disinformation’s spread: bots, trolls and all of us. Nature, 571(449), 2019.
- [7] Soroush Vosoughi, Deb Roy, and Sinan Aral. The spread of true and false news online. Science, 359(6380):1146–1151, 2018.
- [8] Amit Goldenberg and James J. Gross. Digital emotion contagion. Trends in Cognitive Sciences, 24(4):316–328, 2020.
- [9] Cancer Treatment Centers of America. The dangers of fake medical news, 2017. Available from <https://www.cancercenter.com/community/blog/2017/04/the-dangers-of-fake-medical-news> (accessed Jul 10, 2022).
- [10] Arunima Krishna and Teresa L. Thompson. Misinformation about health: A review of health communication and misinformation scholarship. American Behavioral Scientist, 65(2):316–332, 2021.
- [11] Cornelia Betsch, Frank Renkewitz, Tilmann Betsch, and Corina Ulshöfer. The influence of vaccine-critical websites on perceiving vaccination risks. Journal of Health Psychology, 15(3):446–455, 2010.
- [12] Matthew J. Hornsey, Matthew Finlayson, Gabrielle Chatwood, and Christopher T. Begeny. Donald trump and vaccination: The effect of political identity, conspiracist ideation and presidential tweets on vaccine hesitancy. Journal of Experimental Social Psychology, 88:103947, 2020.
- [13] Anna Kata. A postmodern pandora’s box: Anti-vaccination misinformation on the internet. Vaccine, 28(7):1709–1716, 2010.
- [14] Andrew M. Guess, Brendan Nyhan, Zachary O’Keeffe, and Jason Reifler. The sources and correlates of exposure to vaccine-related (mis)information online. Vaccine, 38(49):7799–7805, 2020.

- [15] Akbar Rada. Ten threats to global health in 2019, 2019. Available from <https://www.who.int/news-room/spotlight/ten-threats-to-global-health-in-2019> (accessed Jun 12, 2022).
- [16] Salvatore Chirumbolo. Vaccination hesitancy and the “myth” on mrna-based vaccines in italy in the covid-19 era: Does urgency meet major safety criteria? Journal of Medical Virology, 93(7):4049–4053, 2021.
- [17] D. M. Herszenhorn. Von der leyen sees ‘pandemic of the unvaccinated’, 2021. Available from <https://www.politico.eu/article/von-der-leyen-pandemicvaccine-unvaccinated-coronavirus-fourth-wa> (accessed May 30, 2022).
- [18] I. Kottasová. They have all the vaccines they need, but these eu nations are still miles behind their neighbors, 2021. Available from <https://edition.cnn.com/2021/10/01/europe/eastern-europevaccine-takeup-bulgaria-romania-intl-cmc> (accessed May 30, 2022).
- [19] Ana Lucía Schmidt, Fabiana Zollo, Antonio Scala, Cornelia Betsch, and Walter Quattrociochi. Polarization of the vaccination debate on facebook. Vaccine, 36(25):3606–3612, 2018.
- [20] Giuseppe Crupi, Yelena Mejova, Michele Tizzani, Daniela Paolotti, and André Panisson. Echoes through time: Evolution of the italian covid-19 vaccination debate. Proceedings of the International AAAI Conference on Web and Social Media, 16(1):102–113, 2022.
- [21] Zachary Horne, Derek Powell, John E. Hummel, and Keith J. Holyoak. Countering antivaccination attitudes. Proceedings of the National Academy of Sciences, 112(33):10321–10324, 2015.
- [22] Heidi J. Larson. Blocking information on covid-19 can fuel the spread of misinformation. Nature, 580(306), 2020.
- [23] Pietro Gravino, Giulio Prevedello, Martina Galletti, and Vittorio Loreto. The supply and demand of news during covid-19 and assessment of questionable sources production. Nature Human Behaviour, 2021.
- [24] Gonzalo R. Arce. Nonlinear Signal Processing: A Statistical Approach. Wiley, 2004.
- [25] Serena Barellò, Lorenzo Palamenghi, and Guendalina Graffigna. Public reaction towards the potential side effects of a covid-19 vaccine: An italian cross-sectional study. Vaccines, 10(3), 2022.
- [26] Michela Del Vicario, Alessandro Bessi, Fabiana Zollo, Fabio Petroni, Antonio Scala, Guido Caldarelli, H. Eugene Stanley, and Walter Quattrociochi. The spreading of misinformation online. Proceedings of the National Academy of Sciences, 113(3):554–559, 2016.
- [27] Thomas Schreiber. Measuring information transfer. Phys. Rev. Lett., 85:461–464, 2000.
- [28] C. E. Shannon. A mathematical theory of communication. The Bell System Technical Journal, 27(3):379–423, 1948.
- [29] Nicolò Andrea Caserini and Paolo Pagnottoni. Effective transfer entropy to measure information flows in credit markets. Statistical Methods & Applications, 2021.
- [30] Edson C. Tandoc Jr. The facts of fake news: A research review. Sociology Compass, 13(9):e12724, 2019.
- [31] WHO. Novel coronavirus(2019-ncov). situation report - 13, 2020. Available from <https://www.who.int/docs/default-source/coronaviruse/situation-reports/20200202-sitrep-13-ncov-v> (accessed Jun 12, 2022).
- [32] Matteo Cinelli, Walter Quattrociochi, Alessandro Galeazzi, Carlo Michele Valensise, Emanuele Brugnoli, Ana Lucia Schmidt, Paola Zola, Fabiana Zollo, and Antonio Scala. The covid-19 social media infodemic. Scientific Reports, 10(1):16598, 2020.
- [33] Mark Dredze, David A. Broniatowski, and Karen M. Hilyard. Zika vaccine misconceptions: A social media analysis. Vaccine, 34(30):3441–3442, 2016.

- [34] M. Mendoza, B. Poblete, and C. Castillo. Twitter under crisis: Can we trust what we rt? In Fifth Workshop on Social Media Analytics, pages 71–79, Washington DC, 2010. ACM.
- [35] K. Starbird, J. Maddock, M. Orand, P. Achterman, and R. M. Mason. Rumors, false flags, and digital vigilantes: Misinformation on twitter after the 2013 boston marathon bombing. In iConference 2014, pages 654–662, 2014.
- [36] Louis Kim, Shannon M. Fast, and Natasha Markuzon. Incorporating media data into a model of infectious disease transmission. PLOS ONE, 14(2):1–13, 2019.
- [37] John Zarocostas. How to fight an infodemic. The Lancet, 395(10225):676, 2020.
- [38] Luca Buccoliero, Elena Bellio, Sofia Persico, Stefania Albini, Michele Civiero, Aurelia Murello, and Antonio Ferro. Social media analysis applied to childhood vaccines in italy: Insights for redefining the inhs communication strategies. In 2021 AMA Marketing and Public Policy Conference, pages 399–409. AMA, 2021.
- [39] Heidi J. Larson, Louis Z. Cooper, Juhani Eskola, Samuel L. Katz, and Scott Ratzan. Addressing the vaccine confidence gap. The Lancet, 571(9790):526–535, 2011.
- [40] David A. Broniatowski, Amelia M. Jamison, SiHua Qi, Lulwah AlKulaib, Tao Chen, Adrian Benton, Sandra C. Quinn, and Mark Dredze. Weaponized health communication: Twitter bots and russian trolls amplify the vaccine debate. American Journal of Public Health, 108(10):1378–1384, 2018.
- [41] Ariel Fridman, Rachel Gershon, and Ayelet Gneezy. Covid-19 and vaccine hesitancy: A longitudinal study. PLOS ONE, 16(4):1–12, 2021.
- [42] Federico Germani and Nikola Biller-Andorno. The anti-vaccination infodemic on social media: A behavioral analysis. PLOS ONE, 16(3):1–14, 2021.
- [43] Nicolò Gozzi, Michele Tizzani, Michele Starnini, Fabio Ciulla, Daniela Paolotti, André Panisson, and Nicola Perra. Collective response to media coverage of the covid-19 pandemic on reddit and wikipedia: Mixed-methods analysis. J Med Internet Res, 22(10):e21597, 2020.
- [44] Talita Greyling and Stephanié Rossouw. Positive attitudes towards covid-19 vaccines: A cross-country analysis. PLOS ONE, 17(3):1–25, 03 2022.
- [45] Will Jennings, Gerry Stoker, Hannah Bunting, Viktor Orri Valgarðsson, Jennifer Gaskell, Daniel Devine, Lawrence McKay, and Melinda C. Mills. Lack of trust, conspiracy beliefs, and social media use predict covid-19 vaccine hesitancy. Vaccines, 9(6), 2021.
- [46] Neil F. Johnson, Nicolas Velásquez, Nicholas Johnson Restrepo, Rhys Leahy, Nicholas Gabriel, Sara El Oud, Minzhang Zheng, Pedro Manrique, Stefan Wuchty, and Yonatan Lupu. The online competition between pro- and anti-vaccination views. Nature, 582(7811):230–233, 2020.
- [47] Hilary Piedrahita-Valdés, Diego Piedrahita-Castillo, Javier Bermejo-Higuera, Patricia Guillem-Saiz, Juan Ramón Bermejo-Higuera, Javier Guillem-Saiz, Juan Antonio Sicilia-Montalvo, and Francisco Machío-Regidor. Vaccine hesitancy on social media: Sentiment analysis from june 2011 to april 2019. Vaccines, 9(1), 2021.
- [48] Steven Lloyd Wilson and Charles Wiysonge. Social media and vaccine hesitancy. BMJ Global Health, 5(10), 2020.
- [49] Laura Edelson, Minh-Kha Nguyen, Ian Goldstein, Oana Goga, Damon McCoy, and Tobias Lauinger. Understanding engagement with u.s. (mis)information news sources on facebook. In Proceedings of the 21st ACM Internet Measurement Conference, IMC ’21, page 444–463, New York, NY, USA, 2021. Association for Computing Machinery.
- [50] Badi H. Baltagi and Qi Li. A transformation that will circumvent the problem of autocorrelation in an error-component model. Journal of Econometrics, 48(3):385–393, 1991.
- [51] Badi H. Baltagi and Long Liu. Estimation and prediction in the random effects model with ar(p) remainder disturbances. International Journal of Forecasting, 29(1):100–107, 2013.

- [52] C. W. J. Granger. Investigating causal relations by econometric models and cross-spectral methods. Econometrica, 37(3):424–438, 1969.
- [53] Javier Borge-Holthoefer, Nicola Perra, Bruno Gonçalves, Sandra González-Bailón, Alex Arenas, Yamir Moreno, and Alessandro Vespignani. The dynamics of information-driven coordination phenomena: A transfer entropy analysis. Science Advances, 2(4):e1501158, 2016.
- [54] Greg Ver Steeg and Aram Galstyan. Information transfer in social media. In 21st International Conference on World Wide Web WWW '12, pages 509–518, New York, 2012. ACM.
- [55] S. Kullback and R. A. Leibler. On Information and Sufficiency. The Annals of Mathematical Statistics, 22(1):79–86, 1951.
- [56] Stefano Panzeri, Riccardo Senatore, Marcelo A. Montemurro, and Rasmus S. Petersen. Correcting for the sampling bias problem in spike train information measures. Journal of Neurophysiology, 98(3):1064–1072, 2007.
- [57] R. Marschinski and H. Kantz. Analysing the information flow between financial time series. The European Physical Journal B - Condensed Matter and Complex Systems, 30(2):275–281, 2002.
- [58] Thomas Dimpfl and Franziska Julia Peter. Using transfer entropy to measure information flows between financial markets. Studies in Nonlinear Dynamics and Econometrics, 17(1):85–102, 2013.
- [59] Simon Behrendt, Thomas Dimpfl, Franziska J. Peter, and David J. Zimmermann. Rtransferentropy — quantifying information flow between different time series using effective transfer entropy. SoftwareX, 10:100265, 2019.
- [60] Matthäus Staniek and Klaus Lehnertz. Symbolic transfer entropy. Phys. Rev. Lett., 100:158101, 2008.
- [61] Christoph Bandt and Bernd Pompe. Permutation entropy: A natural complexity measure for time series. Phys. Rev. Lett., 88:174102, 2002.
- [62] Sayyida Tabinda Kokab, Sohail Asghar, and Shehneela Naz. Transformer-based deep learning models for the sentiment analysis of social media data. Array, 14:100157, 2022.
- [63] Ashish Vaswani, Noam Shazeer, Niki Parmar, Jakob Uszkoreit, Llion Jones, Aidan N Gomez, Łukasz Kaiser, and Illia Polosukhin. Attention is all you need. In I. Guyon, U. Von Luxburg, S. Bengio, H. Wallach, R. Fergus, S. Vishwanathan, and R. Garnett, editors, Advances in Neural Information Processing Systems, volume 30. Curran Associates, Inc., 2017.
- [64] Jacob Devlin, Ming-Wei Chang, Kenton Lee, and Kristina Toutanova. BERT: pre-training of deep bidirectional transformers for language understanding. CoRR, abs/1810.04805, 2018.
- [65] Ahmed R. Abas, Ibrahim El-Henawy, Hossam Mohamed, and Amr Abdellatif. Deep learning model for fine-grained aspect-based opinion mining. IEEE Access, 8:128845–128855, 2020.
- [66] Edward Ma. Nlp augmentation. <https://github.com/makcedward/nlpaug>, 2019.
- [67] Matteo Cinelli, Andraž Pelicon, Igor Mozetič, Walter Quattrociocchi, Petra Kralj Novak, and Fabiana Zollo. Dynamics of online hate and misinformation. Scientific Reports, 11(1):22083, 2021.
- [68] T. Wolf, L. Debut, V. Sanh, J. Chaumond, C. Delangue, A. Moi, P. Cistac, T. Rault, R. Louf, M. Funtowicz, and et al. Huggingface’s transformers: State-of-the-art natural language processing. CoRR, abs/1910.03771, 2019.

Dynamics of information flow and engaging power of narratives in the polarised debate on vaccines Supplementary Information

Source name	Sourceset	Source medium	Source subject
A Chi Sacciu	Questionable	Online	Entertainment
Accademia della Libertà	Questionable	Online	Culture & Society
Agenpress	Questionable	Online	General News
Ambiente Bio	Questionable	Online	Nature & Animals
Apri la Mente	Questionable	Online	Lifestyle
ArticoloTre	Questionable	Online	General News
Associazione Comilva	Questionable	Online	Science & Technology
Attivo Tv	Questionable	Online	General News
Autismo e Vaccini	Questionable	Online	Science & Technology
Avvistamenti di Creature Mitologiche	Questionable	Online	General News
Avvistamenti E Contatti	Questionable	Online	Science & Technology
Banda Bassotti	Questionable	Online	General News
Basta Bugie	Questionable	Online	General News
Benessere Feed	Questionable	Online	Lifestyle
Break Notizie	Questionable	Online	General News
Byo Blu - Claudio Messori	Questionable	Online	General News
Caffeina Media	Questionable	Online	Entertainment
Catena Umana Attorno Al Parlamento Italiano	Questionable	Online	Politics
Centro Meteo Italiano	Questionable	Online	Weather
Che Succede	Questionable	Online	Entertainment
Cogito ergo sum. . . Penso dunque sono	Questionable	Online	Business/Finance
Come Don Chisciotte	Questionable	Online	General News
Come i treni a vapore	Questionable	Online	Politics
Complottisti	Questionable	Online	Science & Technology
Condividilo	Questionable	Online	General News
Conoscenze al Confine	Questionable	Online	Science & Technology
Contro la Massoneria e gli Illuminati	Questionable	Online	Politics
Controinformo	Questionable	Online	General News
Corvelva	Questionable	Online	Science & Technology
Coscienza Italiana	Questionable	Online	General News
COSMO Fruttariano 3M	Questionable	Online	Lifestyle
Curarsi Al Naturale	Questionable	Online	Lifestyle
Destra di Popolo	Questionable	Online	Politics
Dinamo Press	Questionable	Online	General News
Dionidream - Ricardo Lautizi	Questionable	Online	Lifestyle
Diretta News24	Questionable	Online	General News
DirettaNews	Questionable	Online	General News
Disinformazione	Questionable	Online	General News
Disquisendo	Questionable	Online	General News
Eclissi Sociale	Questionable	Online	Entertainment
Eco(R)esistenza	Questionable	Online	Nature & Animals
ECplanet	Questionable	Online	Nature & Animals

Source name	Sourceset	Source medium	Source subject
Essere Informati It	Questionable	Online	General News
Etica Mente	Questionable	Online	General News
Eurosalus	Questionable	Online	Lifestyle
Evidenzialiena	Questionable	Online	Science & Technology
FacceCaso	Questionable	Online	General News
Fascinazione	Questionable	Online	General News
Fonte Verificata	Questionable	Online	General News
Fuori Di Matrix	Questionable	Online	General News
Gli occhi della guerra	Questionable	Online	General News
Globalist	Questionable	Online	General News
GOSPA News	Questionable	Online	General News
Gruppo 'Gnazzio	Questionable	Online	General News
Gruppo AsSIS	Questionable	Online	General News
GuardaCheVideo	Questionable	Online	General News
Hack the Matrix	Questionable	Online	Science & Technology
Howtodofor	Questionable	Online	General News
Igienista Mentale	Questionable	Online	General News
Il Faro Sul Mondo	Questionable	Online	General News
Il Giornale Italiano	Questionable	Online	General News
Il Meglio Del Web	Questionable	Online	Lifestyle
Il Mondo di Noi Donne	Questionable	Online	General News
Il Populista	Questionable	Online	General News
Il Primato Nazionale	Questionable	Online	General News
Il sapere e' potere 2	Questionable	Online	General News
iLMeteo	Questionable	Online	Weather
Imola Oggi	Questionable	Online	General News
INews 24	Questionable	Online	General News
Informa Italia	Questionable	Online	General News
Informare Blog Over - Gianni Frascchetti	Questionable	Online	General News
Informare Per Resistere	Questionable	Online	General News
Informasalus.it - L'Indipendenza del Sapere	Questionable	Online	Science & Technology
Infosannio	Questionable	Online	General News
Infovax - vaccini e informazione	Questionable	Online	Science & Technology
IO VI Spengo	Questionable	Online	Lifestyle
Italia Patria Mia	Questionable	Online	General News
Italo europeo News	Questionable	Online	General News
Jeda News	Questionable	Online	General News
John Koenig Mb Koenig	Questionable	Online	General News
JulieNews	Questionable	Online	General News
Ke Video	Questionable	Online	Lifestyle
Killuminati Soldiers	Questionable	Online	General News
Kontrokultura	Questionable	Online	Entertainment
L'Antidiplomatico	Questionable	Online	Business/Finance
L'Irresponsabile	Questionable	Online	General News
La Finanza sul Web	Questionable	Online	Business/Finance
La Nuova Bussola Quotidiana	Questionable	Online	General News
La Verita di Ninco Nanco	Questionable	Online	General News
La Voce del Patriota	Questionable	Online	General News
Le notizie che non ti aspetti	Questionable	Online	General News
Leggilo.org	Questionable	Online	General News
Letto Quotidiano	Questionable	Online	General News
LiberaMente Servo	Questionable	Online	General News
Lo Sbuffo	Questionable	Online	Entertainment
L'Alimentazione e Gli Illuminati	Questionable	Online	General News
L'Antipolitica	Questionable	Online	Business/Finance
Mafia Capitale	Questionable	Online	Entertainment

Source name	Sourceset	Source medium	Source subject
Massimo Mazzucco - Luogo Comune	Questionable	Online	General News
Mattino Online	Questionable	Online	General News
Maurizio Blondet	Questionable	Online	General News
MEDNAT.news	Questionable	Online	General News
Meteo Giornale	Questionable	Online	Weather
MeteoWeb	Questionable	Online	Weather
Neovitruvian	Questionable	Online	General News
News Cronaca	Questionable	Online	General News
Nexus Edizioni	Questionable	Online	General News
No a Massoneria e Nwo Macerata	Questionable	Online	General News
No Censura	Questionable	Online	General News
Notizie In Movimento	Questionable	Online	General News
Notizie Ora	Questionable	Online	General News
Oltre.tv	Questionable	Online	General News
Open Your Eyes	Questionable	Online	General News
Operatori Di Luce	Questionable	Online	Lifestyle
Ora Zero	Questionable	Online	General News
PandaPazzo.com	Questionable	Online	General News
Pandora TV	Questionable	Online	General News
Per Davvero	Questionable	Online	General News
Per Una Nuova Medicina	Questionable	Online	Science & Technology
Pianetablunews	Questionable	Online	General News
Piccolo cuore1.blog	Questionable	Online	Entertainment
Piovegovernoladro - Dimissioni e tutti a casa	Questionable	Online	General News
Prevenzione a Tavola	Questionable	Online	Lifestyle
Quello che i TG non dicono	Questionable	Online	General News
Rassegna Stampa	Questionable	Online	General News
Rec News	Questionable	Online	Entertainment
Rimani Informato	Questionable	Online	General News
Roba Da Pazzi	Questionable	Online	Entertainment
Rosario Marciànò - Tankerenemy	Questionable	Online	Science & Technology
Sa Defenza	Questionable	Online	Politics
Sapere E' Un Dovere	Questionable	Online	General News
Scenari Economici	Questionable	Online	Business/Finance
Scie Chimiche: Informazione Corretta	Questionable	Online	Science & Technology
Scienza di Confine	Questionable	Online	Science & Technology
Scienza e Conoscenza	Questionable	Online	Science & Technology
Segni dal Cielo	Questionable	Online	Science & Technology
Segreto di Stato	Questionable	Online	Politics
Siamo La Gente	Questionable	Online	General News
Signoraggio	Questionable	Online	Business/Finance
Silenzi e Falsità	Questionable	Online	Politics
Sinistra Cazzate e Libertà	Questionable	Online	Politics
SocialTv Network - websocialtv	Questionable	Online	Entertainment
Sono Sena Parole	Questionable	Online	Entertainment
Sostenitori Forze Ordine	Questionable	Online	General News
Sovranità Monetaria & Debito Pubblico	Questionable	Online	Business/Finance
Sputnik Italia	Questionable	Online	General News
Stefano Montanari Nanodiagnostico	Questionable	Online	Science & Technology
Stop alle scie chimiche	Questionable	Online	Science & Technology
StopCensura.info	Questionable	Online	General News
Terra Real Time	Questionable	Online	Nature & Animals
Tg 5 Stelle	Questionable	Online	General News
Ticino Live	Questionable	Online	General News
Umani In Divenire	Questionable	Online	Nature & Animals

Source name	Sourceset	Source medium	Source subject
Un male tutto italiano questo regime una vera piaga sociale	Questionable	Online	Business/Finance
Vaccini Basta	Questionable	Online	Science & Technology
VNews24	Questionable	Online	General News
Vox News	Questionable	Online	General News
Web Tg 24	Questionable	Online	General News
YesLife Magazine	Questionable	Online	Lifestyle
Zapping	Questionable	Online	Culture & Society
Zero Zero News	Questionable	Online	General News
24Emilia	Reliable	Online	General News
24Finanza	Reliable	Online	Business/Finance
7per24	Reliable	Online	General News
Adnkronos	Reliable	Online	General News
Affaritaliani.it	Reliable	Online	General News
Agenzia di Stampa DIRE	Reliable	Online	General News
Agenzia di Stampa Italpress	Reliable	Online	General News
Agi	Reliable	Online	General News
Agorà 24	Reliable	Online	General News
AGR - Agenzia Giornalistica Radiotele- visiva	Reliable	Online	General News
AgrigentoNotizie	Reliable	Online	General News
AgrigentoOGGi	Reliable	Online	General News
Alqamah	Reliable	Online	General News
Altarimini	Reliable	Online	General News
Ancona Notizie	Reliable	Online	General News
AnconaToday	Reliable	Online	General News
ANSA.it	Reliable	Online	General News
ArezzoWeb.it	Reliable	Online	General News
Argo Catania	Reliable	Online	General News
askanews	Reliable	Online	General News
Augustaonline	Reliable	Online	General News
Avanti	Reliable	Online	General News
Avellino Today	Reliable	Online	General News
BagheriaNews	Reliable	Online	General News
Bari Today	Reliable	Online	General News
Basilicata Notizie	Reliable	Online	General News
Beppe Grillo	Reliable	Online	Politics
Blasting News Italia	Reliable	Online	General News
Blitz quotidiano	Reliable	Online	General News
Blog Sicilia	Reliable	Online	General News
Blogo	Reliable	Online	General News
Bologna2000	Reliable	Online	General News
BolognaToday	Reliable	Online	General News
BresciaToday	Reliable	Online	General News
BrindisiReport.it	Reliable	Online	General News
CalNews	Reliable	Online	General News
CanicattiWeb	Reliable	Online	General News
CastelloIncantato	Reliable	Online	General News
Castelvetrano	Reliable	Online	General News
Catania Oggi	Reliable	Online	General News
CataniaToday	Reliable	Online	General News
Catanzaro Informa	Reliable	Online	General News
Cesena Today	Reliable	Online	General News
ChartaBianca	Reliable	Online	General News
Chieti Today	Reliable	Online	General News
Ci Siamo - Notizie d'Italia	Reliable	Online	Science & Technology
CICAP	Reliable	Online	Science & Technology

Source name	Sourceset	Source medium	Source subject
Citta della Spezia	Reliable	Online	General News
City News	Reliable	Online	General News
Codcast Channel	Reliable	Online	Business/Finance
COELUM Astronomia	Reliable	Online	Science & Technology
Cor.Com corriere comunicazioni	Reliable	Online	Business/Finance
Corigliano_Calabro	Reliable	Online	General News
Corriere Calabria	Reliable	Online	General News
Corriere Di Roma	Reliable	Online	General News
Corriere di Sciacca	Reliable	Online	General News
Corriere Tv	Reliable	Online	General News
Cronaca del Veneto	Reliable	Online	General News
Cronaca di Verona	Reliable	Online	General News
Cronache Maceratesi	Reliable	Online	General News
Crotone24News	Reliable	Online	General News
Curiosità Scientifiche	Reliable	Online	Science & Technology
Dagospia	Reliable	Online	General News
Datasport.it	Reliable	Online	Sports
Dg Mag	Reliable	Online	Entertainment
Diario Metropolitano	Reliable	Online	General News
Eco Di Basilicata	Reliable	Online	General News
EconomyUp	Reliable	Online	Business/Finance
Emilia Romagna News	Reliable	Online	General News
Estense	Reliable	Online	General News
Everyeye.it	Reliable	Online	Entertainment
EWTN Vaticano	Reliable	Online	Religion
Fanpage.it	Reliable	Online	General News
Ferrara24ore	Reliable	Online	General News
FirenzeToday	Reliable	Online	General News
FoggiaToday	Reliable	Online	General News
Forli 24 Ore	Reliable	Online	General News
ForliToday	Reliable	Online	General News
Formiche	Reliable	Online	General News
Galileo Giornale Di Scienza	Reliable	Online	Science & Technology
Gazzetta Dell'Emilia	Reliable	Online	General News
Gazzetta Jonica	Reliable	Online	General News
Genova Today	Reliable	Online	General News
GenovaQuotidiana	Reliable	Online	General News
Giornale Del Cilento	Reliable	Online	General News
Giornale L'ora	Reliable	Online	General News
Giornale Nisseno	Reliable	Online	General News
Giornalettismo	Reliable	Online	General News
GIPress	Reliable	Online	General News
Grandangolo Agrigento	Reliable	Online	General News
Grande Napoli	Reliable	Online	Culture & Society
Gravità Zero	Reliable	Online	Science & Technology
HuffPost	Reliable	Online	General News
Il Caffè Geopolitico	Reliable	Online	Politics
Il Corriere della Città	Reliable	Online	General News
Il Crotonese	Reliable	Online	General News
Il Dispaccio	Reliable	Online	General News
Il Dolomiti	Reliable	Online	General News
il Fatto Nisseno	Reliable	Online	General News
il Fatto Vesuviano	Reliable	Online	General News
Il Fogliettone	Reliable	Online	General News
Il Giornale di Monza e della Brianza	Reliable	Online	General News
Il Lametino	Reliable	Online	General News
Il NordEst Quotidiano	Reliable	Online	General News

Source name	Sourceset	Source medium	Source subject
Il Nuovo Giornale di Modena	Reliable	Online	General News
Il Paese Nuovo	Reliable	Online	General News
Il Pescara	Reliable	Online	General News
Il Piacenza	Reliable	Online	General News
il Post	Reliable	Online	General News
Il Quaderno.it	Reliable	Online	General News
Il Quotidiano Italiano	Reliable	Online	General News
Il Sicilia	Reliable	Online	General News
Il Sussidiario.net	Reliable	Online	General News
Il Telegrafo di Livorno	Reliable	Online	General News
Il Velino/AGV	Reliable	Online	General News
INFN - Istituto Nazionale Di Fisica Nucleare	Reliable	Online	Science & Technology
InfoAut	Reliable	Online	General News
InterNapoli	Reliable	Online	General News
IrpiniaNews	Reliable	Online	General News
Italia Notizie 24	Reliable	Online	General News
Italia Unità per la Scienza	Reliable	Online	Science & Technology
Key4biz	Reliable	Online	Business/Finance
L'Adigetto	Reliable	Online	General News
L'Infiltrato.it	Reliable	Online	Lifestyle
L'Intraprendente	Reliable	Online	General News
L'Eco di Parma	Reliable	Online	General News
L'Immediato	Reliable	Online	General News
L'Indiscreto	Reliable	Online	General News
L'Occidentale-Orientamento quotidiano	Reliable	Online	General News
La Gazzetta Ennese	Reliable	Online	General News
La Nota 7	Reliable	Online	General News
La Nuova del Sud	Reliable	Online	General News
La Sberla	Reliable	Online	General News
La Sicilia Web	Reliable	Online	General News
La Voce	Reliable	Online	General News
La Voce D'Italia	Reliable	Online	General News
Lamezia Click	Reliable	Online	General News
LaPresse	Reliable	Online	General News
Latina Quotidiano	Reliable	Online	General News
Latina Today	Reliable	Online	General News
LaVoce Del Trentino	Reliable	Online	General News
LaVocedelNordEst	Reliable	Online	General News
Le Cronache Lucane	Reliable	Online	General News
Le Scienze	Reliable	Online	Science & Technology
Lecce Cronaca	Reliable	Online	General News
Lecce Prima	Reliable	Online	General News
Leccenews24.it	Reliable	Online	General News
Lecco Today	Reliable	Online	General News
Lega Nerd	Reliable	Online	Entertainment
LegnanoNews	Reliable	Online	General News
Lettera43	Reliable	Online	General News
Liberascienza	Reliable	Online	Science & Technology
Libero Reporter	Reliable	Online	General News
Live Sicilia	Reliable	Online	General News
Lo Spiffero	Reliable	Online	General News
Lo Strillone	Reliable	Online	General News
MadonieLive	Reliable	Online	General News
Magaze.it	Reliable	Online	General News
Marsala News	Reliable	Online	General News
Marsica Live	Reliable	Online	General News

Source name	Sourceset	Source medium	Source subject
Med Bunker	Reliable	Online	Science & Technology
Mediaset Infinity	Reliable	Online	Entertainment
Medici Senza Frontiere	Reliable	Online	Science & Technology
Megachip MegaTweet	Reliable	Online	General News
Meridio News	Reliable	Online	General News
Messinaoggi	Reliable	Online	General News
MessinaOra	Reliable	Online	General News
MilanoToday	Reliable	Online	General News
Minerva-Associazione Di Divulgazione Scientifica	Reliable	Online	Science & Technology
Mitico channel	Reliable	Online	Sports
Modena Today	Reliable	Online	General News
Modena2000	Reliable	Online	General News
Monza Today	Reliable	Online	General News
MSN	Reliable	Online	General News
Nanopress	Reliable	Online	General News
NapoliToday	Reliable	Online	General News
Newz.it	Reliable	Online	General News
NeXt Quotidiano	Reliable	Online	General News
NordMilano24	Reliable	Online	General News
Normanno	Reliable	Online	General News
NovaraToday	Reliable	Online	General News
NOW TV	Reliable	Online	Entertainment
NtaCalabria.it	Reliable	Online	General News
ntr24.tv	Reliable	Online	General News
Nuova Cosenza	Reliable	Online	General News
Nuova Società	Reliable	Online	General News
Nuovo Sud	Reliable	Online	General News
Oggi Milazzo	Reliable	Online	General News
Oggi Treviso	Reliable	Online	General News
OggiScienza	Reliable	Online	Science & Technology
Open	Reliable	Online	General News
Ottopagine	Reliable	Online	General News
Pachino News	Reliable	Online	General News
PadovaOggi	Reliable	Online	General News
Palermo Web	Reliable	Online	Culture & Society
PalermoMania	Reliable	Online	General News
PalermoReport	Reliable	Online	General News
PalermoToday	Reliable	Online	General News
Parma Quotidiano	Reliable	Online	General News
Parma Today	Reliable	Online	General News
ParmaDaily	Reliable	Online	General News
ParmaReport	Reliable	Online	General News
PavaglioneLugo.net	Reliable	Online	General News
Perchè vaccino	Reliable	Online	Science & Technology
Perugia Today	Reliable	Online	General News
Piacenza Sera	Reliable	Online	General News
Piacenza24	Reliable	Online	General News
PicchioNews	Reliable	Online	General News
Pisa Today	Reliable	Online	General News
Piu Notizie	Reliable	Online	General News
pomigliano LIVE	Reliable	Online	General News
PositanoNews	Reliable	Online	General News
Prima Pagina Reggio	Reliable	Online	General News
Pro-Test Italia	Reliable	Online	Science & Technology
QtSicilia	Reliable	Online	General News
Query	Reliable	Online	Science & Technology

Source name	Sourceset	Source medium	Source subject
Qui Mediaset	Reliable	Online	Entertainment
QuiCosenza	Reliable	Online	General News
Quotidiano della Sanità	Reliable	Online	Science & Technology
Radio Domina Nostra	Reliable	Online	Religion
Radio Nerazzurra	Reliable	Online	Sports
Ragusa Oggi	Reliable	Online	General News
RagusaNews	Reliable	Online	General News
Rai	Reliable	Online	General News
RaiPlay	Reliable	Online	Entertainment
Ravenna Notizie	Reliable	Online	General News
Ravenna Today	Reliable	Online	General News
Ravenna Web TV	Reliable	Online	General News
Ravenna24Ore.it	Reliable	Online	General News
Redacon Radionova	Reliable	Online	General News
Reggio Nel Web	Reliable	Online	General News
Reggio SERA	Reliable	Online	General News
ResegoneOnline	Reliable	Online	General News
Rete News 24	Reliable	Online	General News
Reuters	Reliable	Online	General News
RiminiToday	Reliable	Online	General News
Riviera24	Reliable	Online	General News
Rockit.it	Reliable	Online	Entertainment
RomaToday	Reliable	Online	General News
Salerno Notizie	Reliable	Online	General News
Salerno Today	Reliable	Online	General News
SanremoNews	Reliable	Online	General News
Sardegna Oggi	Reliable	Online	General News
Sardinia Post	Reliable	Online	General News
Sassari Notizie	Reliable	Online	General News
Sassuolo 2000	Reliable	Online	General News
Sassuolo Oggi	Reliable	Online	General News
Scetticamente	Reliable	Online	Science & Technology
Scientificast.it	Reliable	Online	Science & Technology
Scienza In Rete	Reliable	Online	Science & Technology
Scienza Live	Reliable	Online	Science & Technology
Scienze Naturali	Reliable	Online	Science & Technology
Secolo Trentino	Reliable	Online	General News
SempioneNews	Reliable	Online	General News
Settesere	Reliable	Online	General News
Si24.it	Reliable	Online	General News
Sicilia Informazioni	Reliable	Online	General News
Sicilia News 24	Reliable	Online	General News
Sicilia Today	Reliable	Online	General News
Sicilia24h	Reliable	Online	General News
Sicilians	Reliable	Online	General News
Signoraggio: Informazione Corretta	Reliable	Online	Business/Finance
Siracusa Live	Reliable	Online	General News
Siracusa News	Reliable	Online	General News
Siracusa Oggi	Reliable	Online	General News
Stretto Web	Reliable	Online	General News
Strill.it	Reliable	Online	General News
Sudpress	Reliable	Online	General News
TargatoCN	Reliable	Online	General News
Telestense	Reliable	Online	General News
TeleTermini Webtv	Reliable	Online	General News
TempoStretto.it	Reliable	Online	General News
Termometro Politico	Reliable	Online	Politics

Source name	Sourceset	Source medium	Source subject
The Post Internazionale	Reliable	Online	General News
The Social Post	Reliable	Online	General News
TiscaliNews	Reliable	Online	General News
Today.it	Reliable	Online	General News
TorinoToday	Reliable	Online	General News
TP24	Reliable	Online	General News
Trapani Oggi	Reliable	Online	General News
Trento Today	Reliable	Online	General News
Trevisotoday	Reliable	Online	General News
TriestePrima	Reliable	Online	General News
TvLoft	Reliable	Online	Entertainment
Udine Today	Reliable	Online	General News
Umbria24	Reliable	Online	General News
UrbanPost	Reliable	Online	General News
VaccinarSI - Ulrike	Reliable	Online	Science & Technology
VaccinarSI	Reliable	Online	Science & Technology
Vai Taormina	Reliable	Online	General News
VareseNews	Reliable	Online	General News
VeneziaToday	Reliable	Online	General News
Vera Scienza	Reliable	Online	Science & Technology
VeronaSera	Reliable	Online	General News
VesuvioLive	Reliable	Online	General News
Vicenza Today	Reliable	Online	General News
ViterboNews24	Reliable	Online	General News
Vivere Ancona	Reliable	Online	General News
ViviEnna	Reliable	Online	General News
Vivisezione e Sperimentazione Animale verità e menzogne	Reliable	Online	Science & Technology
Web Marte	Reliable	Online	General News
Wittytv	Reliable	Online	Entertainment
Alto Adige	Reliable	Print	General News
Avvenire	Reliable	Print	General News
Brescia Oggi	Reliable	Print	General News
Conquiste del Lavoro	Reliable	Print	Business/Finance
Corriere Adriatico.it	Reliable	Print	General News
Corriere Bologna	Reliable	Print	General News
Corriere del Mezzogiorno	Reliable	Print	General News
Corriere del Trentino	Reliable	Print	General News
Corriere del Veneto	Reliable	Print	General News
Corriere dell'Umbria	Reliable	Print	General News
Corriere della Sera	Reliable	Print	General News
Corriere delle Alpi	Reliable	Print	General News
Corriere dello Sport	Reliable	Print	Sports
Corriere di Arezzo	Reliable	Print	General News
Corriere di Como	Reliable	Print	General News
Corriere di Romagna	Reliable	Print	General News
Corriere di Siena	Reliable	Print	General News
Corriere di Viterbo	Reliable	Print	General News
Corriere Fiorentino	Reliable	Print	General News
Cronaca Qui	Reliable	Print	General News
Cronache di Caserta	Reliable	Print	General News
Gazzetta del Sud	Reliable	Print	General News
Gazzetta di Mantova	Reliable	Print	General News
Gazzetta di Modena	Reliable	Print	General News
Gazzetta di Parma	Reliable	Print	General News
Gazzetta di Reggio	Reliable	Print	General News
Giornale di Brescia	Reliable	Print	General News

Source name	Sourceset	Source medium	Source subject
Giornale di Sicilia	Reliable	Print	General News
Il Centro - Quotidiano d'Abruzzo	Reliable	Print	General News
Il Cittadino	Reliable	Print	General News
Il Dubbio	Reliable	Print	General News
Il Fatto Quotidiano	Reliable	Print	General News
Il Foglio	Reliable	Print	General News
Il Gazzettino	Reliable	Print	General News
Il Giornale	Reliable	Print	General News
Il Giornale d'Italia	Reliable	Print	General News
Il Giornale del Trentino	Reliable	Print	General News
Il Giornale Di Vicenza	Reliable	Print	General News
Il Giorno	Reliable	Print	General News
il manifesto	Reliable	Print	General News
Il Mattino	Reliable	Print	General News
Il Mattino di Padova	Reliable	Print	General News
Il Messaggero.it	Reliable	Print	General News
Il Piccolo	Reliable	Print	General News
Il Quotidiano del Sud	Reliable	Print	General News
Il Resto del Carlino	Reliable	Print	General News
Il Sannio Quotidiano	Reliable	Print	General News
Il Secolo XIX	Reliable	Print	General News
Il Sole 24 ORE	Reliable	Print	General News
Il Tempo Quotidiano	Reliable	Print	General News
Il Tirreno	Reliable	Print	General News
Italia Oggi	Reliable	Print	General News
L'Adige	Reliable	Print	General News
L'Arena	Reliable	Print	General News
L'Eco di Bergamo	Reliable	Print	General News
L'Osservatore Romano	Reliable	Print	General News
L'Unione Sarda	Reliable	Print	General News
La Città di Salerno	Reliable	Print	General News
La Discussione Quotidiano	Reliable	Print	Politics
La Gazzetta del Mezzogiorno.it	Reliable	Print	General News
La Gazzetta dello Sport	Reliable	Print	Sports
La Nazione	Reliable	Print	General News
La Notizia	Reliable	Print	General News
La Nuova di Venezia e Mestre	Reliable	Print	General News
La Nuova Ferrara	Reliable	Print	General News
La Nuova Sardegna	Reliable	Print	General News
La Prealpina	Reliable	Print	General News
La Provincia di Como	Reliable	Print	General News
La Provincia di Cremona	Reliable	Print	General News
La Provincia di Lecco	Reliable	Print	General News
La Provincia di Sondrio	Reliable	Print	General News
La Provincia di Varese	Reliable	Print	General News
La Provincia Pavese	Reliable	Print	General News
la Repubblica	Reliable	Print	General News
La Sentinella del Canavese	Reliable	Print	General News
La Sicilia	Reliable	Print	General News
La Stampa	Reliable	Print	General News
La Tribuna di Treviso	Reliable	Print	General News
La Verità	Reliable	Print	General News
La Voce del Canavese	Reliable	Print	General News
La Voce di Mantova	Reliable	Print	General News
Latina Oggi	Reliable	Print	General News
Leggo	Reliable	Print	General News
Libero	Reliable	Print	General News

Source name	Sourceset	Source medium	Source subject
Libertà	Reliable	Print	General News
Messaggero Veneto	Reliable	Print	General News
Metro News Italia	Reliable	Print	General News
Metropolis Quotidiano	Reliable	Print	General News
MF-Milano Finanza	Reliable	Print	Business/Finance
Quotidiano del Molise	Reliable	Print	General News
Quotidiano di Puglia	Reliable	Print	General News
Quotidiano di Sicilia	Reliable	Print	General News
Quotidiano.net	Reliable	Print	General News
Roma - Il Giornale di Napoli	Reliable	Print	General News
Secolo d'Italia	Reliable	Print	General News
Tuttosport	Reliable	Print	Sports
24Mattino	Reliable	Radio	General News
Isoradio	Reliable	Radio	Entertainment
Lo Zoo di 105	Reliable	Radio	Entertainment
R101	Reliable	Radio	Entertainment
Radio 105	Reliable	Radio	Entertainment
Radio 24	Reliable	Radio	General News
Radio Antenna 1	Reliable	Radio	Entertainment
Radio Bari 88.8fm	Reliable	Radio	Sports
Radio Beckwith Evangelica	Reliable	Radio	Religion
Radio Bruno	Reliable	Radio	Entertainment
Radio Capital	Reliable	Radio	Entertainment
Radio DeeJay	Reliable	Radio	Entertainment
Radio G Giulianova	Reliable	Radio	General News
Radio Globo	Reliable	Radio	Entertainment
Radio Italia solomusicaitaliana	Reliable	Radio	Entertainment
Radio Kiss Kiss Napoli	Reliable	Radio	Sports
Radio KissKiss	Reliable	Radio	Entertainment
Radio Maria	Reliable	Radio	Religion
Radio Monte Carlo	Reliable	Radio	Entertainment
Radio Number One	Reliable	Radio	Entertainment
Radio Radicale	Reliable	Radio	Politics
Radio Subasio	Reliable	Radio	Entertainment
Radio Vaticana en Espanol	Reliable	Radio	Religion
Radio1 Rai	Reliable	Radio	General News
Radio2	Reliable	Radio	General News
Radio3 Rai	Reliable	Radio	General News
Radiom2o	Reliable	Radio	Entertainment
Radionorba	Reliable	Radio	Entertainment
radiosei	Reliable	Radio	Sports
RadioVaticana	Reliable	Radio	Religion
Rai Radio Live	Reliable	Radio	Entertainment
RDS 100% Grandi Successi	Reliable	Radio	Entertainment
Retesport 104.2	Reliable	Radio	Sports
RTL 102.5	Reliable	Radio	Entertainment
Virgin Radio	Reliable	Radio	Entertainment
50news Versilia	Reliable	TV	General News
Canale 58	Reliable	TV	General News
Class CNBC	Reliable	TV	Business/Finance
Comedy Central	Reliable	TV	Entertainment
Discovery Channel	Reliable	TV	Nature & Animals
Dplay	Reliable	TV	Entertainment
Euronews Italiano	Reliable	TV	General News
Eurosport	Reliable	TV	Sports
Foggia TV	Reliable	TV	General News
Fox Sports	Reliable	TV	Sports

Source name	Sourceset	Source medium	Source subject
FoxLife	Reliable	TV	Entertainment
HISTORY	Reliable	TV	Culture & Society
Horse TV HD	Reliable	TV	Sports
La Tua Tv	Reliable	TV	Entertainment
La7	Reliable	TV	General News
La7 Attualit	Reliable	TV	General News
Laziotv	Reliable	TV	General News
Mediaset Italia 2	Reliable	TV	Entertainment
Medical Excellence TV	Reliable	TV	Science & Technology
MTV	Reliable	TV	Entertainment
National Geographic Canale	Reliable	TV	Nature & Animals
NOVE	Reliable	TV	Entertainment
Paramount Network	Reliable	TV	Entertainment
Rai Premium	Reliable	TV	Entertainment
Rai Scuola	Reliable	TV	Culture & Society
Rai Storia	Reliable	TV	Culture & Society
Rai1	Reliable	TV	General News
Rai2	Reliable	TV	General News
Rai3	Reliable	TV	General News
Rai4	Reliable	TV	Entertainment
Rai5	Reliable	TV	Entertainment
Rainews.it	Reliable	TV	General News
RaiSport	Reliable	TV	Sports
Real Time	Reliable	TV	Entertainment
redazione.tcabolzano	Reliable	TV	General News
Rete4	Reliable	TV	General News
Rossini TV	Reliable	TV	General News
Siciliatv	Reliable	TV	General News
Sky Sport	Reliable	TV	Sports
Sky Sport MotoGP	Reliable	TV	Sports
Sky Sport NBA	Reliable	TV	Sports
Sky TG24	Reliable	TV	General News
Sky Uno	Reliable	TV	General News
SkySportF1	Reliable	TV	Sports
Spike TV	Reliable	TV	Entertainment
Sport Channel 214	Reliable	TV	Sports
Sportitalia TV	Reliable	TV	Sports
SportMediaset	Reliable	TV	Sports
SuperTennis TV	Reliable	TV	Sports
Tele 8 TV	Reliable	TV	General News
Tele Occidente	Reliable	TV	General News
TELEBARI	Reliable	TV	General News
Teleblu	Reliable	TV	General News
Teleboario	Reliable	TV	General News
Telenuova	Reliable	TV	General News
TeleOne	Reliable	TV	General News
Telesud Trapani	Reliable	TV	General News
Teletruria	Reliable	TV	General News
Tg La7 News	Reliable	TV	General News
Tg1	Reliable	TV	General News
Tg2	Reliable	TV	General News
Tg3	Reliable	TV	General News
TgCom24	Reliable	TV	General News
TGR Abruzzo	Reliable	TV	General News
TGR Basilicata	Reliable	TV	General News
TGR Calabria	Reliable	TV	General News
TGR Campania	Reliable	TV	General News

Source name	Sourceset	Source medium	Source subject
TGR Friuli Venezia Giulia	Reliable	TV	General News
TGR Lazio	Reliable	TV	General News
TGR Liguria	Reliable	TV	General News
TGR Lombardia	Reliable	TV	General News
TGR Marche	Reliable	TV	General News
TGR Molise	Reliable	TV	General News
TGR Piemonte	Reliable	TV	General News
TGR Puglia	Reliable	TV	General News
TGR RAI - Trentino	Reliable	TV	General News
TGR Sardegna	Reliable	TV	General News
TGR Sicilia	Reliable	TV	General News
TGR Toscana	Reliable	TV	General News
TGR Trentino Alto Adige BZ	Reliable	TV	General News
TGR Umbria	Reliable	TV	General News
TGR Valle d'Aosta	Reliable	TV	General News
TGR Veneto	Reliable	TV	General News
TRC - Tele Radio Canicattì	Reliable	TV	General News
TV PRATO	Reliable	TV	General News
Tv2000	Reliable	TV	General News
TV8	Reliable	TV	Entertainment
Tvsette Benevento	Reliable	TV	General News

Supplementary Table 1: List of news providers gathered. Table also report the corresponding sourceset (Questionable or Reliable), medium (Online, Print, Radio, TV) and main subject (Business/Finance, Culture & Society, Entertainment, General News, Lifestyle, Nature & Animals, Politics, Religion, Science & Technology, Sports, Weather).

Vaccine type	Searched keywords
General	vaccin* OR vax OR no-vax
Covid-19	pfizer OR pfizer/biontech OR mrnabnt162b2 OR bnt162b2 OR mrna-pfizer OR biontech OR bnt-162b2 OR mrna-bnt162b2 astrazeneca OR vaxzevria OR vaxzevria/covid-19 OR chadox1 OR chadox1-s OR azd1222 OR (chadox1 ncov-2019) moderna AND (covid OR coronavirus) OR spikevax OR mrna-1273 janssen OR (johnson & johnson) OR johnson&johnson OR jnj-78436735 OR ad26.cov2.s OR j&j OR (j and j) OR (johnson and johnson) sputnik OR gam-covid-vac OR gamaleya reithera OR grad-cov2
Mandatory (Law 119/2017)	(imovax polio) OR (imovax tetano) OR (engerix b) OR hbvaxpro OR varilrix OR varivax OR acthib OR hiberix OR diftetall OR revaxis OR boostrix OR triaxis OR tribaccine OR m-m-rvaxpro OR priorix OR polioboostrix OR polioinfanrix OR tetravac OR (triauxis polio) OR (priorix tetra) OR proquad OR hexyon OR (infanrix hexa) OR vaxelis
Recommended (Law 119/2017)	bexsero OR trumenba OR menjugate OR neisvac-c OR pneumovax OR (prevenar 13) OR synflorix OR rotateq OR rotarix OR
Other authorized and marketed	dukoral OR vaxchora OR ervebo OR dengvaxia OR (typhim vi) OR vivotif OR ticovac OR ixiaro OR (agrippal s1) OR fluad OR (influpozzi subunità) OR (influvax s) OR efluelda OR (fluad tetra) OR (fluarix tetra) OR (flucelvax tetra) OR (fluenz tetra) OR (influvax s tetra) OR (vaxigrip tetra) OR avaxim OR havrix OR vaqta OR (twinrix adulti) OR (twinrix pediatrico) OR fendrix OR rabipur OR shingrix OR zostavax OR stamaril OR menveo OR nimenrix OR cervarix OR (gardasil 9)

Supplementary Table 2: List of keywords used for filtering vaccine-related content. Table reports keywords divided by vaccine type: General, Covid-19 vaccines, Mandatory and Recommended vaccines (Law 119/2017), Other authorized and marketed vaccines. The special character * stands for zero or more non-whitespace characters. The list does not include the term *immunizzazione* (immunization) and its variations, since anti-vaccination contents almost never talks about immunization [13]. Obviously, this is expected since anti-vaccination groups tend not to believe that vaccines confer immunity.

Sourceset	Period	Mean		St.Dev.		Min		Max	
		TS	FD	TS	FD	TS	FD	TS	FD
Questionable	Overall	2.051	0.002	2.074	1.061	0.000	-4.525	16.346	7.366
	Pre-pandemic	1.308	0.001	1.230	1.023	0.000	-4.525	11.679	7.366
	Pandemic	3.627	0.005	2.563	1.138	0.134	-3.700	16.346	6.719
Reliable	Overall	0.921	-0.009	1.700	0.499	0.000	-9.316	16.344	8.871
	Pre-pandemic	0.159	0.000	0.235	0.224	0.000	-1.925	2.458	2.218
	Pandemic	2.536	0.005	2.251	0.821	0.017	-9.316	16.344	8.871

Supplementary Table 3: Descriptive statistics for the daily time series (TS) of the percentage of vaccine-related content from questionable and reliable sources, respectively, and the corresponding first difference (FD). The measures are reported for the overall sample (1 January 2016 –31 December 2021), together with the pre-pandemic (1 January 2016–29 January 2020) and pandemic (30 January 2020–31 December 2021) sub-periods.

Sourceset	Period	Levels	FD
Questionable	Overall	−8.802***	−14.641***
	Pre-pandemic	−11.784***	−12.140***
	Pandemic	−4.991***	−4.587***
Reliable	Overall	−5.634***	−8.475***
	Pre-pandemic	−16.735***	−3.436***
	Pandemic	−4.186***	−4.072***

*** $p < 0.001$; ** $p < 0.01$; * $p < 0.05$

Supplementary Table 4: Augmented Dickey Fuller (ADF) test statistics for daily time series of the percentage of vaccine-related content from questionable and reliable sources, respectively. The table reports the t -statistic of the ADF test statistics both in levels and on the first difference (FD). The ADF test is based on regressions with intercept. The null hypothesis for the test is non-stationarity. The estimates are reported for the overall period (1 January 2016 –31 December 2021), together with the pre-pandemic (1 January 2016–29 January 2020) and pandemic (30 January 2020–31 December 2021) sub-periods.

Sourceset	Period	Bins				
		(0,1]	(1,2]	(2,4]	(4,8]	(8,100]
Questionable	Overall	q_{38}	q_{67}	q_{83}	q_{98}	q_{100}
	Pre-pandemic	q_{49}	q_{81}	q_{96}	q_{99}	q_{100}
	Pandemic	q_{14}	q_{37}	q_{57}	q_{94}	q_{100}
Reliable	Overall	q_{79}	q_{82}	q_{92}	q_{99}	q_{100}
	Pre-pandemic	q_{98}	q_{99}	q_{100}	—	—
	Pandemic	q_{38}	q_{44}	q_{76}	q_{97}	q_{100}

Supplementary Table 5: Correspondence bin upper bound - quantile for questionable and reliable time series, respectively. Bins refer to the symbolic encoding performed to calculate the transfer entropy. The measures reported refer to both the overall sample (1 January 2016 –31 December 2021), and the pre-pandemic (1 January 2016–29 January 2020) and pandemic (30 January 2020–31 December 2021) sub-periods.

	Period	Overperforming subject	Days	Median	Mean	q_{10}	q_{90}
Questionable	Overall	Vaccines	835	1.866	2.633	1.132	4.952
		Other	1357	3.007	11.773	1.216	20.155
	Pre-pandemic	Vaccines	385	1.913	2.791	1.154	5.366
		Other	1105	3.946	14.189	1.308	24.602
	Pandemic	Vaccines	450	1.829	2.499	1.120	4.456
		Other	252	1.554	2.072	1.075	3.382
	Overall	Vaccines	503	1.549	2.210	1.064	4.067
		Other	1689	3.704	17.724	1.217	33.950
Reliable	Pre-pandemic	Vaccines	276	1.815	2.757	1.099	5.362
		Other	1214	5.945	23.882	1.442	46.183
	Pandemic	Vaccines	227	1.291	1.546	1.045	2.311
		Other	475	1.780	3.113	1.094	4.771

Supplementary Table 6: Descriptive statistics for the out-engage factor of vaccine-related content to other content, and vice-versa, from questionable and reliable sources, respectively (inside perspective). The measures reported are median, mean, first (q_{10}) and ninth (q_{90}) deciles, and refer to both the overall sample (1 January 2016 –31 December 2021), and the pre-pandemic (1 January 2016–29 January 2020) and pandemic (30 January 2020–31 December 2021) sub-periods. Days counts the number of times the corresponding subject overperformed the other in terms of user engagement.

Period	Overperforming sourceset	Days	Median	Mean	q_{10}	q_{90}
Overall	Questionable	1998	12.385	110.217	2.443	136.365
	Reliable	180	1.647	3.107	1.098	6.570
Pre-pandemic	Questionable	1305	20.647	163.814	2.460	252.062
	Reliable	171	1.690	3.229	1.099	6.740
Pandemic	Questionable	693	6.971	14.933	2.444	30.225
	Reliable	9	1.433	1.862	1.120	2.861

Supplementary Table 7: Descriptive statistics for the out-engage factor of vaccine-related content from questionable sources to vaccine-related content from reliable sources, and vice-versa (outside perspective). The measures reported are median, mean, first (q_{10}) and ninth (q_{90}) deciles, and refer to both the overall sample (1 January 2016 –31 December 2021), and the pre-pandemic (1 January 2016–29 January 2020) and pandemic (30 January 2020–31 December 2021) sub-periods. Days counts the number of times vaccine news from the corresponding sourceset overperformed vaccine news from the other sourceset in terms of user engagement.

	Period	Overperforming opinion	Days	Median	Mean	q_{10}	q_{90}
Questionable	Overall	Anti-vax	1397	4.000	16.798	1.327	33.770
		Neutral	589	2.651	12.236	1.141	14.635
		Pro-vax	297	2.800	7.406	1.221	16.098
	Pre-pandemic	Anti-vax	961	5.875	22.316	1.452	43.800
		Neutral	366	3.490	18.369	1.185	36.122
		Pro-vax	98	3.984	12.943	1.468	26.395
	Pandemic	Anti-vax	436	2.744	10.164	1.247	15.110
		Neutral	223	1.883	4.188	1.116	8.690
		Pro-vax	199	2.370	4.904	1.196	10.989
Reliable	Overall	Anti-vax	471	2.319	27.114	1.131	14.672
		Neutral	740	2.740	14.185	1.139	30.026
		Pro-vax	1230	3.502	23.289	1.329	33.300
	Pre-pandemic	Anti-vax	204	3.668	59.409	1.248	26.272
		Neutral	571	3.734	18.985	1.221	35.400
		Pro-vax	728	6.094	38.584	1.476	68.614
	Pandemic	Anti-vax	267	1.904	3.165	1.111	6.644
		Neutral	169	1.622	3.674	1.083	5.423
		Pro-vax	502	2.587	4.307	1.238	7.590

Supplementary Table 8: Descriptive statistics for the out-engage factor of vaccine-related content conveying the corresponding opinion to vaccine-related content conveying any other opinion from questionable and reliable sources, respectively (inside perspective). The measures reported are median, mean, first (q_{10}) and ninth (q_{90}) deciles, and refer to both the overall sample (1 January 2016–31 December 2021), and the pre-pandemic (1 January 2016–29 January 2020) and pandemic (30 January 2020–31 December 2021) sub-periods. Days counts the number of times the corresponding opinion overperformed the others in terms of user engagement.

Period	Opinion	Overperforming sourceset	Days	Median	Mean	q_{10}	q_{90}
Overall	Anti-vax	Questionable	1625	17.800	940.100	3.229	436.806
		Reliable	89	2.309	5.586	1.153	8.100
	Neutral	Questionable	1233	10.115	150.338	2.366	156.743
		Reliable	481	2.217	5.022	1.073	9.370
	Pro-vax	Questionable	670	5.697	97.088	1.468	62.428
		Reliable	1044	2.760	13.589	1.168	23.102
Pre-pandemic	Anti-vax	Questionable	957	64.600	2284.900	4.225	1429.222
		Reliable	59	2.497	7.961	1.143	10.470
	Neutral	Questionable	589	21.127	293.565	2.510	450.093
		Reliable	427	2.755	5.845	1.074	20.088
	Pro-vax	Questionable	217	11.026	198.860	1.672	478.696
		Reliable	799	3.383	22.908	1.332	47.994
Pandemic	Anti-vax	Questionable	668	10.050	118.376	2.898	99.865
		Reliable	30	1.717	3.211	1.254	5.145
	Neutral	Questionable	644	7.199	31.353	2.304	32.542
		Reliable	54	1.576	3.673	1.104	7.200
	Pro-vax	Questionable	453	4.860	57.824	1.419	29.596
		Reliable	245	2.349	9.317	1.106	14.908

Supplementary Table 9: Descriptive statistics for the out-engage factor of vaccine-related content conveying the corresponding opinion from the corresponding sourceset to vaccine-related content conveying the same opinion from the other sourceset (outside perspective). The measures reported are median, mean, first (q_{10}) and ninth (q_{90}) deciles, and refer to both the overall sample (1 January 2016 –31 December 2021), and the pre-pandemic (1 January 2016–29 January 2020) and pandemic (30 January 2020–31 December 2021) sub-periods. Days counts the number of times vaccine news conveying an opinion from the corresponding sourceset overperformed vaccine news conveying the same opinion from the other sourceset in terms of user engagement.

	Topic	Overall (%)				Pre-pandemic (%)				Pandemic (%)			
		A	N	P	Σ	A	N	P	Σ	A	N	P	Σ
Questionable	Adm	3.5	17.3	2.4	23.2	3.1	6.0	0.7	9.8	3.6	19.5	2.7	25.8
	Bus	4.7	1.9	0.4	7.0	8.0	0.8	0.1	8.9	4.0	2.1	0.5	6.6
	Eff	8.9	8.7	6.6	24.2	7.4	3.2	2.8	13.4	9.2	9.8	7.3	26.3
	Leg	4.1	5.0	0.7	9.8	8.2	7.4	0.4	16.0	3.3	4.5	0.8	8.6
	Saf	21.6	6.1	2.1	29.8	36.5	6.2	1.8	44.5	18.6	6.1	2.2	26.9
	Oth	1.3	3.7	1.0	6.0	2.3	4.8	0.3	7.4	1.1	3.5	1.2	5.8
	Σ	44.1	42.7	13.2	100.0	65.5	28.4	6.1	100.0	39.8	45.5	14.7	100.0
Reliable	Adm	1.9	45.7	6.1	53.7	1.0	20.0	3.5	24.5	2.0	47.1	6.2	55.3
	Bus	0.9	2.1	0.6	3.6	0.6	1.3	0.7	2.6	0.9	2.2	0.6	3.7
	Eff	2.3	7.8	8.8	18.9	1.1	6.4	12.0	19.5	2.4	7.9	8.6	18.9
	Leg	0.7	5.4	0.8	6.9	1.5	24.0	2.0	27.5	0.7	4.4	0.6	5.7
	Saf	3.8	5.4	2.8	12.0	3.1	5.7	6.1	14.9	3.8	5.4	2.6	11.8
	Oth	0.3	3.6	1.0	4.9	0.5	8.8	1.7	11.0	0.3	3.3	1.0	4.6
	Σ	9.9	70.1	20.0	100.0	7.8	66.2	26.0	100.0	10.1	70.3	19.6	100.0

Supplementary Table 10: Percentage distribution of vaccine-related content among the six topics identified (Adm = administration of vaccines, Bus = vaccine business, Eff = effectiveness of vaccination, Leg = legal issues, Saf = safety concerns, Oth = other). Data are divided by source category (Questionable and Reliable) and period analysed (Overall 1 January 2016–31 December 2021, Pre-pandemic 1 January 2016–29 January 2020, Pandemic 30 January 2020–31 December 2021). Percentages are further divided according to the opinion conveyed by the corresponding content (A = anti-vax, N = neutral, P = pro-vax).

Label	A	N	P	Σ
A	2601	253	66	2920
N	292	2942	317	3551
P	70	122	2636	2828
Σ	2963	3317	3019	9299

(a) Opinion Model.

Label	A	N	P	Σ
A	279	22	8	309
N	24	302	27	353
P	8	19	260	287
Σ	311	343	295	949

(b) Annotators.

Supplementary Table 11: Confusion matrices for the evaluation set with respect to opinion: between the annotators and the model (a), and between annotators (b). The performance measures, Acc and F1, are calculated from these matrices. The axes show the possible labels (A = anti-vax, N = neutral, P = pro-vax).

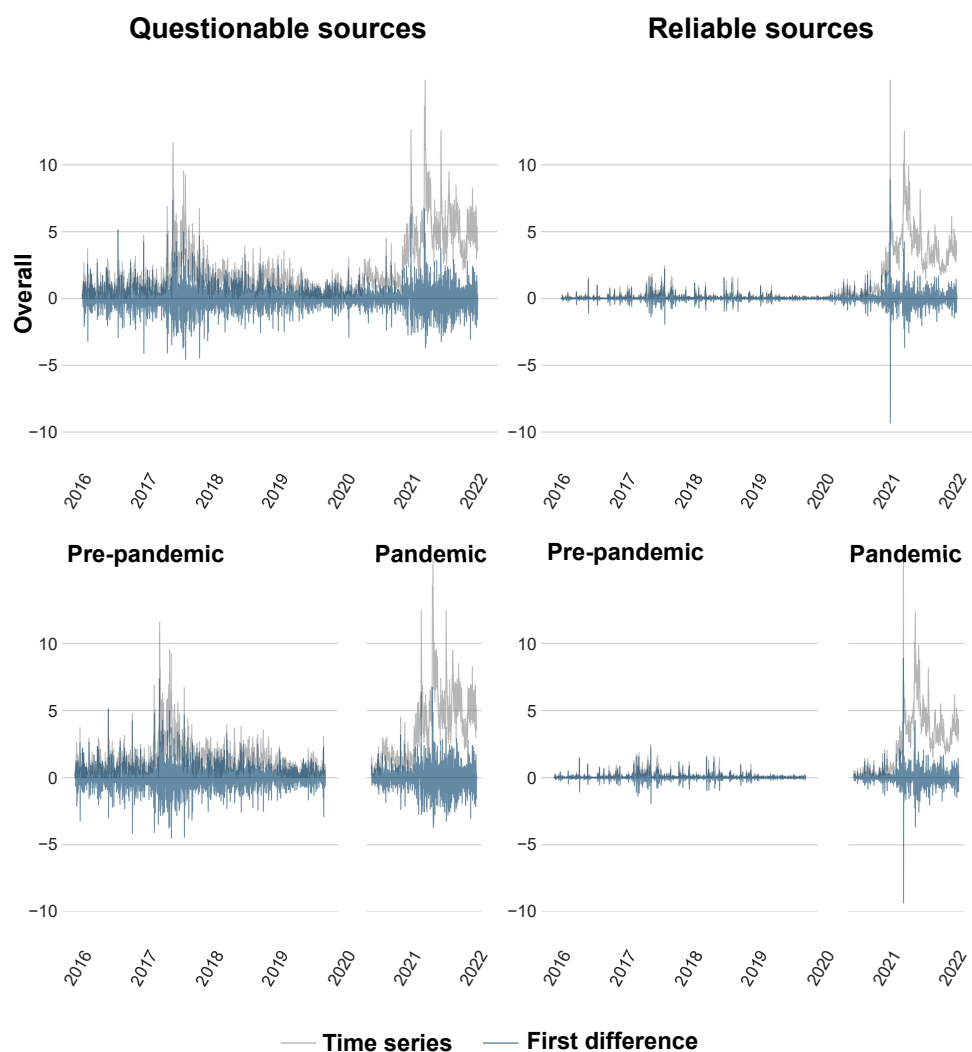
Label	Adm	Bus	Eff	Leg	Oth	Saf	Σ
Adm	2150	21	130	43	32	100	2476
Bus	23	350	18	5	5	11	412
Eff	86	19	2108	9	11	110	2343
Leg	53	22	17	538	31	37	698
Saf	57	10	84	23	26	2723	2923
Oth	40	5	18	23	318	43	447
Σ	2409	427	2375	641	423	3024	9299

(a) Topic Model.

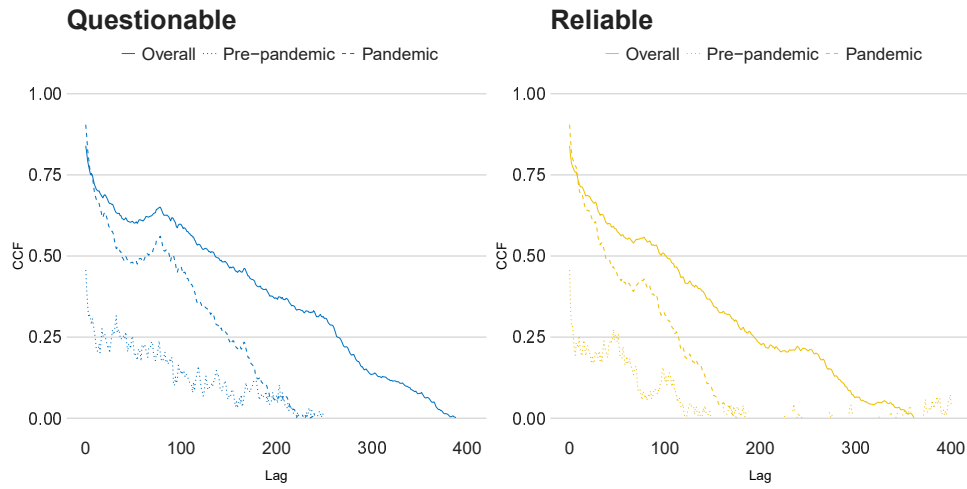
Label	Adm	Bus	Eff	Leg	Oth	Saf	Σ
Adm	213	4	14	5	4	12	252
Bus	3	33	2	1	1	2	42
Eff	9	2	211	0	2	12	236
Leg	8	2	1	57	5	5	78
Saf	4	0	8	2	2	279	295
Oth	4	1	2	3	32	4	46
Σ	241	42	238	68	46	314	949

(b) Annotators.

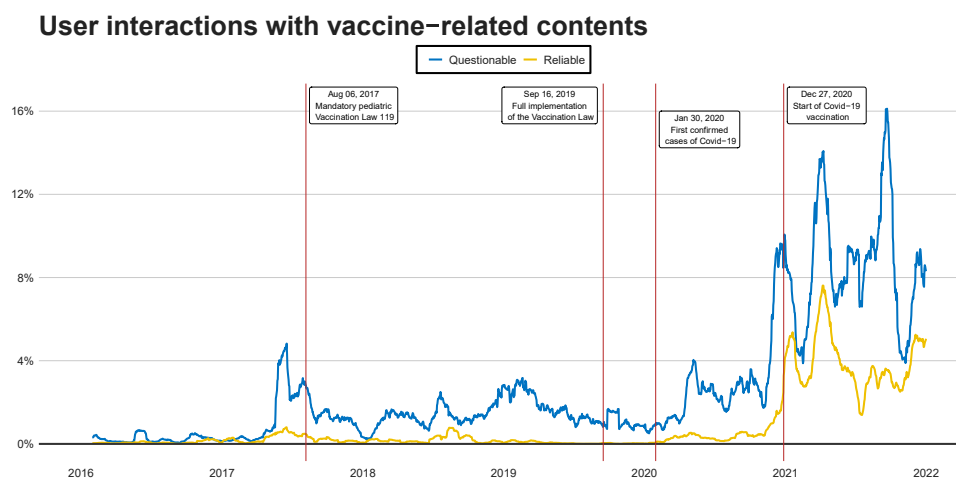
Supplementary Table 12: Confusion matrices for the evaluation set with respect to topic: between the annotators and the model (a), and between annotators (b). The performance measures, Acc and F1, are calculated from these matrices. The axes show the possible labels (Adm = administration of vaccines, Bus = vaccine business, Eff = effectiveness of vaccination, Leg = legal issues, Saf = safety concerns, Oth = other).



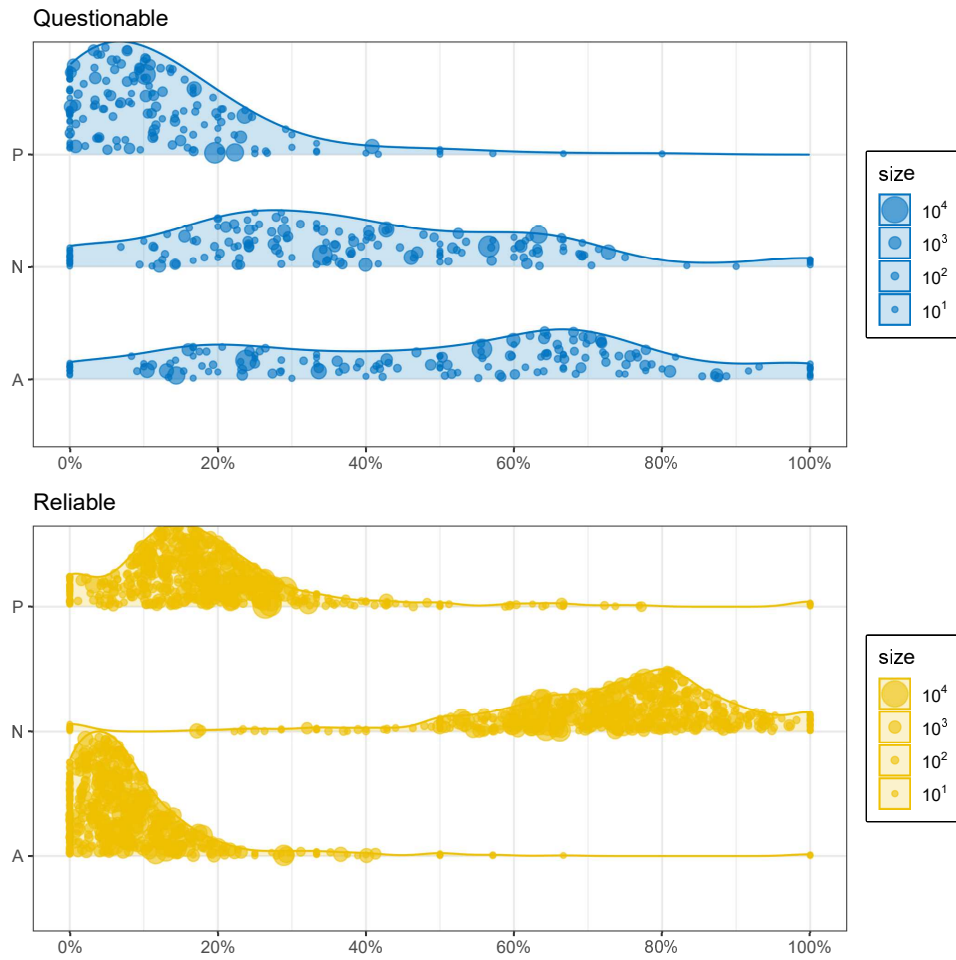
Supplementary Figure 1: Daily time series of the percentage of vaccine-related content from questionable and reliable sources, respectively, and associated first difference. Graphics are broken down by period: overall (1 January 2016 –31 December 2021), pre-pandemic (1 January 2016–29 January 2020) and pandemic (30 January 2020–31 December 2021).



Supplementary Figure 2: Cross-correlation function (CCF), i.e., ratio of covariance to root-mean variance, for daily time series of the percentage of vaccine-related content from questionable (left panel) and reliable (right panel) sources, respectively, concerning the overall period (1 January 2016 –31 December 2021) and the pre-pandemic (1 January 2016–29 January 2020) and pandemic (30 January 2020–31 December 2021) sub-periods, respectively. In the left (right) panel the lagged values refer to questionable (reliable) time series.



Supplementary Figure 3: Daily percentage of user interactions with vaccine-related content with respect to the totality of user interactions performed on content produced by questionable and reliable sourcesets, respectively.



Supplementary Figure 4: Percentage of vaccine coverage with respect to the different opinion classes (A=Anti-vax, N=Neutral, P=Pro-vax). The observations underlying each empirical Probability Density Function curve represent the single sources and their sizes the corresponding amount of vaccine coverage.