

A Novel Approach to Alleviate Wealth Compounding in Proof-of-Stake Cryptocurrencies

Zahra Naderi

School of Electrical and Computer Eng. School of Electrical and Computer Eng. School of Electrical and Computer Eng.
College of Engineering College of Engineering College of Engineering
University of Tehran University of Tehran University of Tehran
zahranaderi976@ut.ac.ir p.shariatpanahi@ut.ac.ir bahrak@ut.ac.ir

Seyed Pooya Shariatpanahi

Behnam Bahrak

arXiv:2207.11714v1 [cs.IT] 24 Jul 2022

Abstract—Due to its minimal energy requirement the PoS consensus protocol has become an attractive alternative to PoW in modern cryptocurrencies. In this protocol the chance of being selected as a block proposer in each round is proportional to the current stake of any node. Thus, nodes with higher stakes will achieve more block rewards, resulting in the so-called rich-getting-richer problem. In this paper, we introduce a new block reward mechanism called the FRD (Fair Reward Distribution) mechanism, in which for each block produced, in addition to a major reward given to the block proposer, a small reward is given to all other nodes. We prove that this reward mechanism makes the PoS protocol fairer in terms of concentration of wealth by developing on the Bagchi-Pal urn model.

A. Related work

Studying fairness of reward mechanism in cryptocurrencies has been the topic of many papers. Such papers have suggested different methods to measure fairness, and accordingly have reached different conclusions. For example, the authors in [8] introduce an equitability metric. Also, the authors in [13] propose two metrics called Expectational and Robust fairnesses to compare PoW and PoS, while [14] has used the Gini coefficient to argue that PoS is fairer. Finally, the authors in [15] have proposed egalitarian metrics which show that PoS is more equitable than PoW.

I. Introduction

In the blockchain, there must be a mechanism to elect a node as a leader to propose the next block. Also, the elected leader must be given some stakes as a reward to incentivize nodes to participate in the blockchain procedure. PoW consensus mechanism [1, 2, 3, 4], which is used in Bitcoin cryptocurrency, is based on the processing power of the individuals. There is a puzzle that the first node to solve is selected as a leader, and the chance of being selected is proportional to the processing power of nodes. To alleviate the energy consumption problem of PoW [5, 6], in PoS [2, 7] the chance of becoming a leader is proportional to the percentage of shares in the stake pool. But this change leads to another challenge called the compounding of wealth phenomenon [5, 8, 9, 10, 11]. That is because the node with more stake has a higher chance of being selected as a leader. Upon being selected, it is given a reward, and its percentage of shares increases. So in the next time interval, its chance to be selected as a leader increases. Therefore, “the rich becomes richer, and the poor becomes poorer.”

Concentration of wealth is a good indicator for observing fairness in PoS systems [8]. This article aims to reduce the variance of fractional stake distribution to improve fairness in the blockchain system by changing the block reward mechanism. In the proposed scheme, the final average stake of each node is proportional to its initial share. Moreover, the variance of final shares is significantly reduced compared to the conventional PoS system, approaching zero in the limit of the large-enough time interval. Our proposal is based on the Bagchi-Pal urn model introduced in [12].

To improve fairness in PoS, some researchers introduced new consensus protocols aiming to improve fairness. Others tried to improve it by changing some aspects of the PoS protocol. In [8], the authors first represented the equitability metrics and with minimizing it, found a new reward function named the Geometric reward, which varies with time. It reduces the variance of fractional stake distribution. [14] introduced a new reward function called Bonus reward, in which the idea is adding salt (with exponential distribution with zero mean) to the Geometric reward to make the reward curve smoother. In [16] the authors argued that the time varying reward functions proposed in [8] is not stable along time and alternatively proposed to carefully adjust the initial shares to overcome the challenge. In [13] a solution based on withholding the rewards is proposed but no analytical proof is presented. Also, in [17], another model is proposed for evaluating PoS fairness, through which it is argued that PoW is not fairer than PoS. Based on a game theoretical analysis of Reward-Sharing Schemes (RSS) fair stake pools are encouraged in PoS blockchains.

In our model, the proposed block reward is much like a constant reward independent of time, but the variance tends to zero over time which is an ideal fairness in the blockchain. However, in Geometric reward [8], the variance of fractional stake distribution decreases but it does not reach zero. Additionally, in Geometric reward, the reward amount drops sharply after each time interval, which decreases the nodes’ incentive to participate in the blockchain. In the Bonus reward [14], the sharpness of the Geometric reward decreases, but the distribution variance is still not as good as the FRD mechanism. The authors in [16] introduce an easier way to

improve fairness. However, for the variance to converge to zero, the amount of reward should converge to zero compared to the initial stake, which reduces the motivation of the nodes to participate in the blockchain. So in this model, there is a trade-off between incentive and fairness, but in the FRD mechanism, such a trade-off does not exist. Finally, the idea of reward withholding [13], helps a lot to decrease variance, but it harms nodes' motivation because nodes expect to get access to their rewards as soon as possible.

The structure of the paper is organized as follows. First, the system model have been explained in Section II. Then, the new reward function with proof and simulation results have been provided to ensure that the FRD mechanism is fairer in Sections III and IV. Finally, Section V concludes the paper.

II. System Model

Assume that the model has m node which are: $\mathcal{P} = \{P_1, \dots, P_m\}$. In each round, each node's payout is added to the stake pool rather than being spent, and a new block is added to the chain. The entire stake owned by party P_i in the proposed stake pool at time n is denoted by $S_{P_i}(n)$, and the total stake in the proposer stake pool at time n is denoted by $S(n) = \sum_{i=1}^m S_{P_i}(n)$. Moreover, $v_{P_i}(n)$ denotes the fractional stake of node P_i at time n :

$$v_{P_i}(n) = \frac{S_{P_i}(n)}{S(n)}. \quad (1)$$

The system selects a proposer node $G(n) \in P$ for each time slot n as follows:

$$G(n) = \begin{cases} P_1 & \text{with probability } v_{P_1}(n) \\ \vdots & \\ P_m & \text{with probability } v_{P_m}(n) \end{cases}. \quad (2)$$

We define an $m \times m$ reward matrix $\mathbf{R} = [r_{i,j}]$ in which the g -th row indicates the rewards given to nodes if $G(n) = P_g$ as follows:

$$S_{P_j}(n+1) = S_{P_j}(n) + r_{g,j} \quad \text{for all } j \in \{1, \dots, m\}. \quad (3)$$

In contrast to previous works, we consider non-zero values for non-diagonal elements of \mathbf{R} , which means upon selecting node g as the proposer, all other nodes receive a reward as well. However, since the diagonal elements of \mathbf{R} are much larger than other elements, the proposer gets more reward than non-proposer nodes. The total reward in each time slot is fixed, as a result $\sum_{i=1}^m r_{g,i} = K$ for all $g \in \{1, \dots, m\}$, where K is a constant. The conventional PoS Constant reward mechanism corresponds to $\mathbf{R} = K\mathbf{I}$ where \mathbf{I} is the identity matrix. In an ideal blockchain system in terms of fairness, each node's expected fractional reward is approaching its initial stake fraction:

$$\mathbb{E}[v_{P_i}(n)] = v_{P_i}(0), \quad (4)$$

and the variance is approaching zero:

$$Var[v_{P_i}(n)] = 0, \quad (5)$$

in the limit of the large-enough time interval.

III. FRD mechanism Function

FRD is a PoS reward function based on the Bagchi-Pal urn model [18] to alleviate the compounding of wealth phenomenon. First, the model is explained with an example of a blockchain system with two nodes as follows:

$$\mathbf{R}_C = \mathbf{R}_{\text{Constant}} = \begin{bmatrix} 200 & 0 \\ 0 & 200 \end{bmatrix},$$

$$\mathbf{R}_{\text{FRD}} = \begin{bmatrix} 150 & 50 \\ 50 & 150 \end{bmatrix}.$$

In the first case, when the party A is elected as the proposer, it wins 200 stakes, and nothing is given to the B party. But in the FRD, when the party A is elected as the proposer, it wins 150 stakes, and 50 stakes are given to the B party. It should be noted that the above proposed reward matrix is for the case where the party A has 1/2 of the initial stake pool at the beginning (the total initial stakes are 200). Fig. 1-a shows the fractional stake distributions for $n = 10^3$ and approximately 10^5 repetition.

If party A has 1/3 of the initial stake pool (the total initial stakes are 200), the following reward functions are chosen and Fig. 1-b shows the fractional stake distributions for $n = 10^3$ and approximately 10^5 repetition.

$$\mathbf{R}_C = \begin{bmatrix} 200 & 0 \\ 0 & 200 \end{bmatrix},$$

$$\mathbf{R}_{\text{FRD}} = \begin{bmatrix} 133.33 & 66.67 \\ 33.33 & 166.67 \end{bmatrix}.$$

In both simulations, the variance of the fractional stake of the FRD mechanism function is much less than the Constant reward, and the mean is equal to the node's initial stake fraction in both of them. However, the fractional stake of the Constant reward follows Beta distribution according to [8]. So, the new model is a better solution to the problem of wealth accumulation.

Although the above example was for a system of two nodes, the same approach can be generalized as follows (α is an arbitrary coefficient):

$$\begin{aligned} \mathbf{R}_{\text{FRD}} &= \\ \alpha & \begin{bmatrix} S_{P_1}(0) + S(0) & S_{P_2}(0) & \cdots & S_{P_m}(0) \\ S_{P_1}(0) & S_{P_2}(0) + S(0) & \cdots & S_{P_m}(0) \\ \vdots & \vdots & \ddots & \vdots \\ S_{P_1}(0) & S_{P_2}(0) & \cdots & S_{P_m}(0) + S(0) \end{bmatrix} \\ &= \alpha S(0) \begin{bmatrix} v_{P_1}(0) + 1 & v_{P_2}(0) & \cdots & v_{P_m}(0) \\ v_{P_1}(0) & v_{P_2}(0) + 1 & \cdots & v_{P_m}(0) \\ \vdots & \vdots & \ddots & \vdots \\ v_{P_1}(0) & v_{P_2}(0) & \cdots & v_{P_m}(0) + 1 \end{bmatrix}. \end{aligned} \quad (6)$$

The intuition behind above reward matrix is that the nodes with higher initial stakes deserve winning rewards even if they are not selected as the proposer. Also, the real proposer gets an additional reward proportional to the total initial stake.

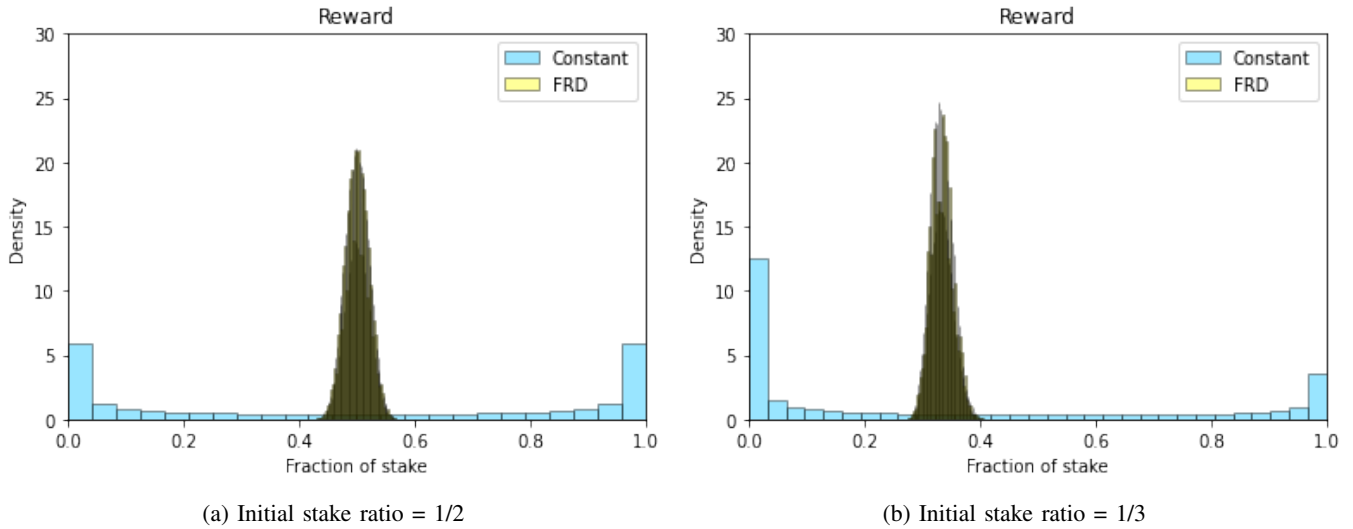


Fig. 1: Fractional stake distribution of the party A of Constant reward and FRD mechanism.

TABLE I: Probabilistic parameters of fractional stake distribution

Initial values	Probabilistic parameters of reward function			
	Mean of Constant	Variance of Constant	Mean of FRD	Variance of FRD
Four nodes, Initial stake ratio = 1/10	10^{-1}	5.99×10^{-2}	10^{-1}	1.54×10^{-4}
Ten nodes, Initial stake ratio = 1/10	9.95×10^{-2}	5.96×10^{-2}	10^{-1}	1.53×10^{-4}
Two nodes, Initial stake ratio = 1/2	4.99×10^{-1}	1.67×10^{-1}	5.00×10^{-1}	4.28×10^{-4}
Two nodes, Initial stake ratio = 1/3	3.31×10^{-1}	1.47×10^{-1}	3.33×10^{-1}	3.83×10^{-4}

Theorem 1 formally states the benefits of using the proposed reward matrix \mathbf{R}_Z in (6).

Theorem 1. The mean and variance of the number of node i 's stakes after n steps are equal to:

$$\mathbb{E}[S_{P_i}(n)] = v_{P_i}(0)2n + o(n), \quad (7)$$

$$\text{Var}[S_{P_i}(n)] = \alpha S(0) (2 - v_{P_i}(0)) v_{P_i}(0) n \ln n + o(n \ln n). \quad (8)$$

In Corollary 1 the main result of the paper in the limit of large steps is presented.

Corollary 1. In the limit of long time, using the FRD mechanism function, the mean and variance of fractional stake distribution converge as follows:

$$\lim_{n \rightarrow +\infty} \mathbb{E}[v_{P_i}(n)] = v_{P_i}(0), \quad (9)$$

$$\lim_{n \rightarrow +\infty} \text{Var}[v_{P_i}(n)] = 0. \quad (10)$$

It is an ideal result because the variance converges to zero, and each node's mean does not change in the long run.

Proof. Please refer to appendix.

IV. Simulation Results

In this section, the simulation results are presented to verify the model's accuracy. Table I summarize the numerical results.

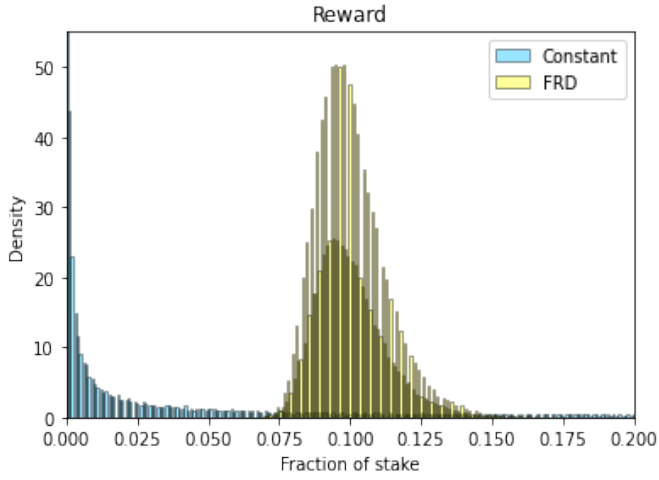
Fig. 2 shows the result of the FRD mechanism for a system of multiple nodes, with the total initial stake $S(0) = 100$ and the total reward $K = 200$ in each time slot. The considered node was allocated 1/10 of the total stakes at the beginning. The general trend of Fig. 2 is the same as Fig. 1 discussed earlier.

Fig. 3 shows the difference between Constant reward and FRD mechanism from another perspective for two nodes. The initially allocated stakes for the two nodes are 1/3 and 2/3. The figure shows the stakes of the nodes over time. In the Constant reward the node with the lower stake will get almost no further stakes over time while the richer node constantly accumulates wealth. However, in the FRD mechanism, the slope of node 2 is twice of node 1, as the initial stake ratio which is consistent with Theorem 1. In order to get a better understanding of the dynamics of stake changes a zoomed version is also plotted in 3-b and 3-d.

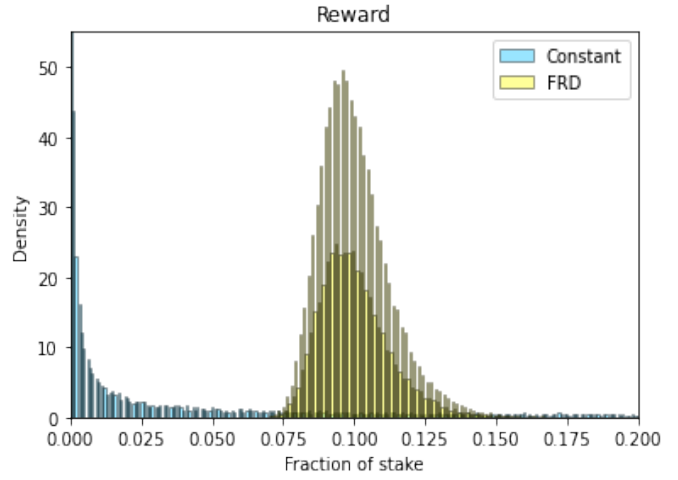
In Fig. 4, the mean and variance of a given node with initial stake share of 1/3 is shown over time. In this simulation, two nodes exist, and the figure shows the one with 1/3 of the total initial stake. The mean and variance were calculated for 100 repetitions in each time slot. Fig. 4 verifies Theorem 1 where variance converges to zero and mean to the initial stake ratio.

V. Conclusion

In this work, we study the effect of the compounding of wealth in the PoS protocol. The fractional stake distribution of Constant reward is like the Polya urn model which results

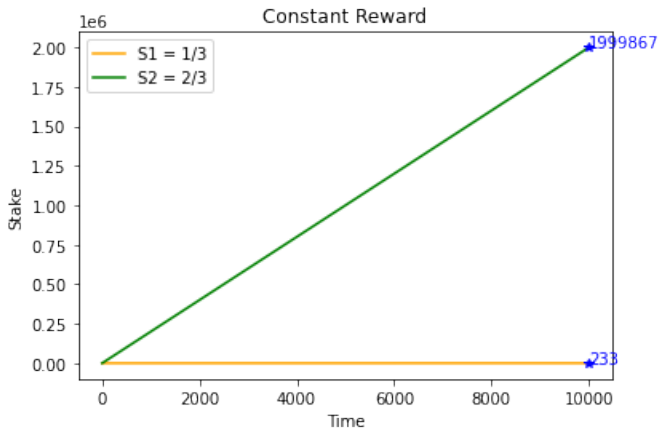


(a) 4 nodes

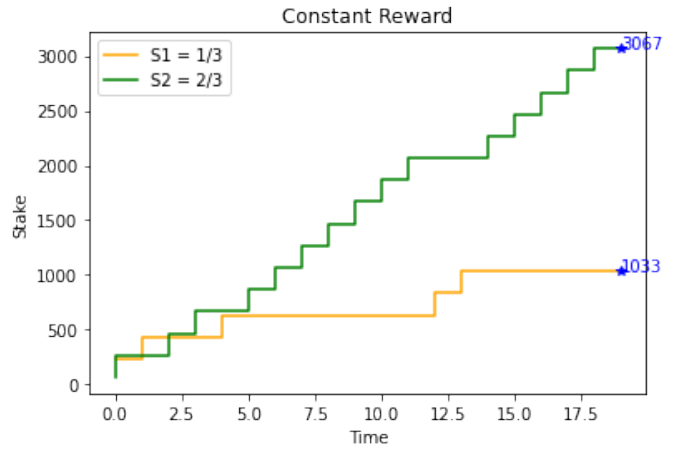


(b) 10 nodes

Fig. 2: Fractional stake distribution of Constant reward and FRD mechanism for multiple node.



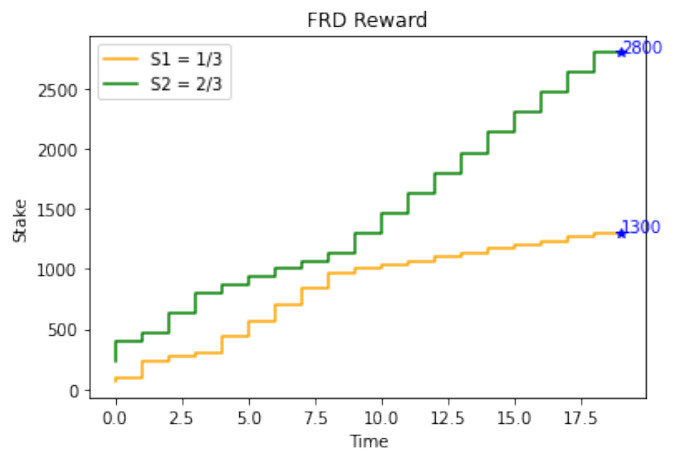
(a) Constant reward



(b) Constant reward (zoom in)



(c) FRD mechanism



(d) FRD mechanism (zoom in)

Fig. 3: Total nodes stake over time

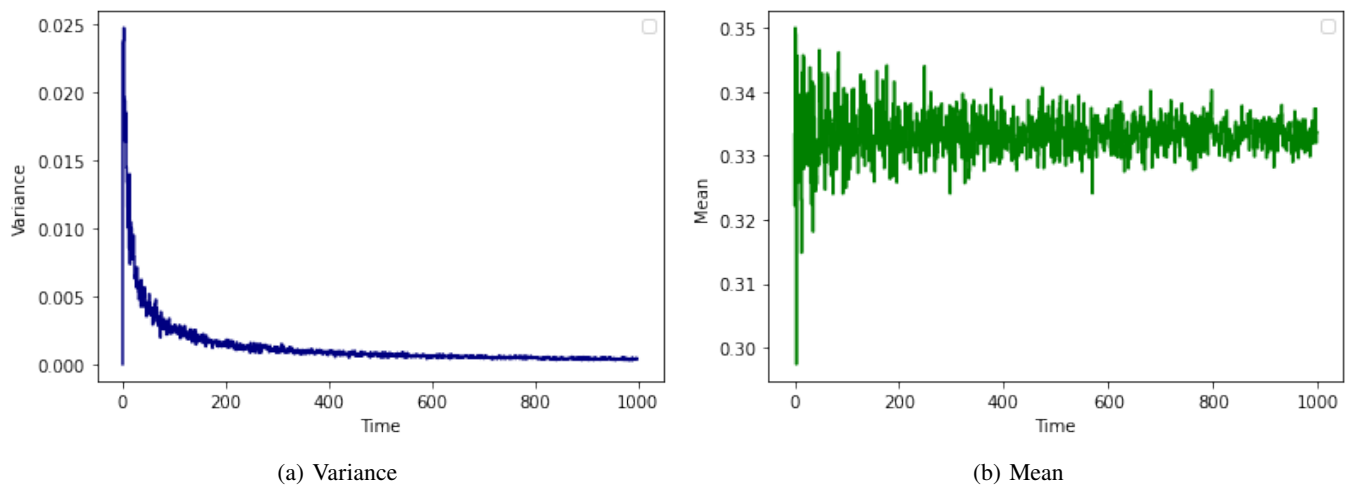


Fig. 4: Mean and Variance of FRD mechanism's Fractional stake distribution.

in the well-known Beta distribution which is not satisfactory in terms of fairness. In contrast, we present a new "FRD" mechanism to decrease the variance by developing on the Bagchi-Pal urn model. In this reward, the leader wins a constant amount of reward. Additionally, a little constant value is given to all nodes proportional to each node's initial stake ratio. We have shown mathematically and through simulations that this reward function drastically reduces the distribution variance and establishes equitability in the blockchain.

References

- [1] Satoshi Nakamoto. Bitcoin: A peer-to-peer electronic cash system, 2008. URL <https://bitcoin.org/bitcoin.pdf>.
- [2] Yang Xiao, Ning Zhang, Wenjing Lou, and Y Thomas Hou. A survey of distributed consensus protocols for blockchain networks. *IEEE Communications Surveys & Tutorials*, 22(2):1432–1465, 2020.
- [3] Markus Jakobsson and Ari Juels. Proofs of work and bread pudding protocols. In *Secure information networks*, pages 258–272. Springer, 1999.
- [4] Arthur Gervais, Ghassan O Karame, Karl Wüst, Vasileios Glykantzis, Hubert Ritzdorf, and Srdjan Capkun. On the security and performance of proof of work blockchains. In *Proceedings of the 2016 ACM SIGSAC conference on computer and communications security*, pages 3–16, 2016.
- [5] Rong Zhang and Wai Kin Victor Chan. Evaluation of energy consumption in block-chains with proof of work and proof of stake. In *Journal of Physics: Conference Series*, volume 1584, page 012023. IOP Publishing, 2020.
- [6] Olga Kharif. Bye-bye, miners! how ethereum's big change will work. *Washington Post*, November 2021. URL https://www.washingtonpost.com/business/bye-bye-miners-how-ethereums-big-change-will-work/2021/11/30/234cabda-5201-11ec-83d2-d9dab0e23b7e_story.html.
- [7] Fahad Saleh. Blockchain without waste: Proof-of-stake. *The Review of financial studies*, 34(3):1156–1190, 2021.
- [8] Giulia Fanti, Leonid Kogan, Sewoong Oh, Kathleen Ruan, Pramod Viswanath, and Gerui Wang. Compounding of wealth in proof-of-stake cryptocurrencies. In *International conference on financial cryptography and data security*, pages 42–61. Springer, 2019.
- [9] moh_man. How does pos stake concept deal with rich becoming richer issue?, Aug 2017. URL www.reddit.com/r/ethereum/comments/6x0xv8/how_does_pos_stake_concept_deal_with_rich/.
- [10] Gert Rammello. The economics of the proof of stake consensus algorithm, Dec 2017. URL <https://medium.com/@gertrammeloo/the-economics-of-the-proof-of-stake-consensus-algorithm-e28adf63e9db>.
- [11] P Rajitha Nair and D Ramya Dorai. Evaluation of performance and security of proof of work and proof of stake using blockchain. In *2021 Third International Conference on Intelligent Communication Technologies and Virtual Mobile Networks (ICICV)*, pages 279–283. IEEE, 2021.
- [12] Arunabha Bagchi and Asim K Pal. Asymptotic normality in the generalized pólya–eggenberger urn model, with an application to computer data structures. *SIAM Journal on Algebraic Discrete Methods*, 6(3):394–405, 1985.
- [13] Yuming Huang, Jing Tang, Qianhao Cong, Andrew Lim, and Jianliang Xu. Do the rich get richer? fairness analysis for blockchain incentives. In *Proceedings of the 2021 International Conference on Management of Data*, pages 790–803, 2021.
- [14] Yilei Wang, Guoyu Yang, Andrea Bracciali, Ho-fung Leung, Haibo Tian, Lishan Ke, and Xiaomei Yu. Incentive compatible and anti-compounding of wealth in proof-of-stake. *Information Sciences*, 530:85–94, 2020.
- [15] Dimitris Karakostas, Aggelos Kiayias, Christos Nasikas, and Dionysis Zindros. Cryptocurrency egalitarianism: a quantitative approach. *arXiv preprint arXiv:1907.02434*,

2019.

- [16] Ioanid Roşu and Fahad Saleh. Evolution of shares in a proof-of-stake cryptocurrency. *Management Science*, 67 (2):661–672, 2021.
- [17] Lars Brünjes, Aggelos Kiayias, Elias Koutsoupias, and Aikaterini-Panagiota Stouka. Reward sharing schemes for stake pools. In *2020 IEEE European Symposium on Security and Privacy (EuroS&P)*, pages 256–275. IEEE, 2020.
- [18] Hosam Mahmoud. *Pólya urn models*. Chapman and Hall/CRC, 2008.
- [19] Louis Melville Milne-Thomson. *The calculus of finite differences*. American Mathematical Soc., 2000.

Appendix

Proof [Theorem 1]. In this section, the proof of Theorem is presented, but first for the working's convenience, a variable change is applied to the reward function and theorem.

The Bagchi-Pal urn model [18] which consists of an urn including white and black balls. It defines a reward matrix as below:

$$\begin{bmatrix} a & b \\ c & d \end{bmatrix}.$$

In this model, if a white ball is selected, "a" white balls and "b" black balls are added to the urn. If a black ball is selected, "c" white balls and "d" black balls are added to the urn.

Next we consider a more general model suitable for our problem as follows. The reward matrix is defined as below (w_i denotes $\alpha(S_{P_i}(0) + S(0))$ and l_i denotes $\alpha S_{P_i}(0)$):

$$\begin{bmatrix} w_1 & l_2 & l_3 & \cdots & l_m \\ l_1 & w_2 & l_3 & \cdots & l_m \\ l_1 & l_2 & w_3 & \cdots & l_m \\ \vdots & \vdots & \vdots & \ddots & \vdots \\ l_1 & l_2 & l_3 & \cdots & w_m \end{bmatrix},$$

where the sum of each row is equal to K .

Next we prove the mean of the number of node i 's stakes after n steps is equal to:

$$\mathbb{E}[S_{P_i}(n)] = \frac{l_i}{K - w_i + l_i}Kn + o(n). \quad (11)$$

In order to calculate the variance, if $w_i - l_i < \frac{1}{2}K$ we have:

$$\text{Var}[S_{P_i}(n)] = \frac{(K - w_i)l_iK(w_i - l_i)^2}{(K - w_i + l_i)^2(K - 2(w_i - l_i))}n + o(n), \quad (12)$$

and if $w_i - l_i = \frac{1}{2}K$ we have:

$$\text{Var}[S_{P_i}(n)] = (K - w_i)l_i n \ln n + o(n \ln n). \quad (13)$$

The proof is along the same lines used in [13, 18], with some changes, and is provided here for completeness.

One can argue that:

$$P(S_{P_i}(n+1) = S_{P_i}(n) + w_i | S_{P_i}(n)) = \frac{S_{P_i}(n)}{S(n)} = v_{P_i}(n),$$

$$P(S_{P_i}(n+1) = S_{P_i}(n) + l_i | S_{P_i}(n)) = 1 - v_{P_i}(n).$$

Its expectation is defined as follows:

$$\begin{aligned} \mathbb{E}[S_{P_i}(n+1) | S_{P_i}(n)] &= (S_{P_i}(n) + w_i)v_{P_i}(n) \\ &+ (S_{P_i}(n) + l_i)(1 - v_{P_i}(n)) = \left(1 + \frac{w_i - l_i}{S(n)}\right)S_{P_i}(n) + l_i. \end{aligned}$$

As a result, the unconditional expectation is:

$$\mathbb{E}[S_{P_i}(n+1)] = \left(1 + \frac{w_i - l_i}{S(n)}\right)\mathbb{E}[S_{P_i}(n)] + l_i,$$

for $n \geq 0$. We define the Y_n random variable as follows:

$$Y_n = S_{P_i}(n) - \frac{l_i}{K - w_i + l_i}S(n),$$

and insert in the previous equation:

$$\mathbb{E}[Y_{n+1}] = \left(1 + \frac{w_i - l_i}{S(n)}\right)\mathbb{E}[Y_n].$$

Solving the above recurrence we arrive at:

$$\mathbb{E}[Y_n] = \left(S_{P_i}(0) - \frac{l_i}{K - w_i + l_i}S(0)\right) \prod_{j=0}^{n-1} \left(1 + \frac{w_i - l_i}{S(j)}\right).$$

According to [19] as $n \rightarrow \infty$ we have:

$$\prod_{j=0}^{n-1} \left(1 + \frac{(w_i - l_i)}{S(j)}\right) = O\left(S(n) \frac{w_i - l_i}{K}\right).$$

Since $w_i - l_i < K$, we conclude that:

$$\mathbb{E}[Y_n] = O\left(n^{(w_i - l_i)/K}\right) = o(n).$$

As a result, the unconditional expectation is:

$$\begin{aligned} \mathbb{E}[S_{P_i}(n)] &= \frac{l_i}{K - w_i + l_i}S(n) + \mathbb{E}[Y_n] \\ &= \frac{l_i}{K - w_i + l_i}Kn + o(n), \end{aligned}$$

where the linear term is dominant.

Next, for calculating the variance one can argue that:

$$\begin{aligned} P(S_{P_i}(n+1)^2 = (S_{P_i}(n) + w_i)^2 | S_{P_i}(n)) &= \frac{S_{P_i}(n)}{S(n)}, \\ P(S_{P_i}(n+1)^2 = (S_{P_i}(n) + l_i)^2 | S_{P_i}(n)) &= 1 - \frac{S_{P_i}(n)}{S(n)}. \end{aligned}$$

Its expectation is defined as follows:

$$\begin{aligned} \mathbb{E}[Y_{n+1}^2 | Y_n] &= \left(Y_n + w_i - \frac{l_iK}{K - w_i + l_i}\right)^2 \left(\frac{l_i}{K - w_i + l_i} + \frac{Y_n}{S(n)}\right) \\ &+ \left(Y_n + l_i - \frac{l_iK}{K - w_i + l_i}\right)^2 \left(\frac{K - w_i}{K - w_i + l_i} - \frac{Y_n}{S(n)}\right). \end{aligned}$$

Therefore, the unconditional expectation is:

$$\begin{aligned} \mathbb{E}[Y_{n+1}^2] &= \left(1 + \frac{2(w_i - l_i)}{S(n)}\right)\mathbb{E}[Y_n^2] \\ &+ \frac{(K - w_i - l_i)(w_i - l_i)^2}{(K - w_i + l_i)S(n)}\mathbb{E}[Y_n] + \frac{(K - w_i)l_i(w_i - l_i)^2}{(K - w_i + l_i)^2}. \end{aligned} \quad (14)$$

First suppose $w_i - l_i < \frac{1}{2}K$, $w_i - l_i \neq 0$. Then we arrive at:

$$\mathbb{E}[Y_{n+1}^2] - \left(1 + \frac{2(w_i - l_i)}{S(n)}\right) \mathbb{E}[Y_n^2] = 0,$$

which has a solution:

$$Q = \prod_{j=0}^{n-1} \left(1 + \frac{2(w_i - l_i)}{S(j)}\right),$$

and the particular solution is:

$$R = \frac{(K - w_i) l_i (w_i - l_i)^2}{(K - w_i + l_i)^2 (K - 2(w_i - l_i))} S(n) - \left(\frac{K - w_i - l_i}{K - w_i + l_i}\right) (w_i - l_i) \mathbb{E}[Y_n],$$

so the complete solution can be written in the form:

$$\mathbb{E}[Y_{n+1}^2] = C \cdot Q + R,$$

where C should satisfy:

$$\mathbb{E}[Y_0^2] = \left(S_{P_i}(0) - \frac{l_i S(0)}{K - w_i + l_i}\right)^2.$$

The variance of $S_{P_i}(n)$ is:

$$\begin{aligned} \text{Var}[S_{P_i}(n)] &= \mathbb{E}[S_{P_i}(n)^2] - (\mathbb{E}[S_{P_i}(n)])^2 \\ &= \mathbb{E}[Y_n^2] - (\mathbb{E}[Y_n])^2. \end{aligned}$$

According to [19] as $n \rightarrow \infty$ we have:

$$\prod_{j=0}^{n-1} \left(1 + \frac{2(w_i - l_i)}{S(j)}\right) = O\left(\frac{2(w_i - l_i)}{S(n)K}\right).$$

With assumptions $w_i - l_i < \frac{1}{2}K$ and $S(n) = Kn + S(0)$, it results that:

$$\begin{aligned} \text{Var}[S_{P_i}(n)] &= \frac{(K - w_i) l_i (w_i - l_i)^2}{(K - w_i + l_i)^2 (K - 2(w_i - l_i))} S(n) \\ &+ o(S(n)) = \frac{(K - w_i) l_i K (w_i - l_i)^2}{(K - w_i + l_i)^2 (K - 2(w_i - l_i))} n + o(n). \end{aligned}$$

Next assume $w_i - l_i = \frac{1}{2}K$. Then equation (14) is simplified to:

$$\mathbb{E}[Y_{n+1}^2] = \frac{S(n+1)}{S(n)} \mathbb{E}[Y_n^2] + \frac{(K - w_i)^2 - l_i^2}{S(n)} \mathbb{E}[Y_n] + (K - w_i) l_i.$$

This arrives us at:

$$\mathbb{E}[Y_{n+1}^2] - \frac{S(n+1)}{S(n)} \mathbb{E}[Y_n^2] = 0,$$

which has a solution $Q = S(n)$. With the substitution $R = S(n)g(n) + (w_i + l_i - K) \mathbb{E}[Y_n]$, $n \geq 0$ we will arrive at the following recurrence:

$$S(n+1)g(n+1) = S(n+1)g(n) + (K - w_i) l_i,$$

where it is assumed:

$$g(0) = \frac{y_0^2 + (K - w_i - l_i) y_0}{S(0)},$$

so that:

$$g(n) = g(0) + (K - w_i) l_i \sum_{j=1}^n \frac{1}{S(j)} \quad n \geq 1.$$

Thus for $n \geq 1$ and the constant C we have:

$$\begin{aligned} \mathbb{E}[Y_n^2] &= C S(n) + (w_i + l_i - K) \mathbb{E}[Y_n] + S(n)g(0) \\ &+ S(n)(K - w_i) l_i \sum_{j=1}^n \frac{1}{S(j)}. \end{aligned}$$

As $n \rightarrow \infty$:

$$\sum_{j=1}^n \frac{1}{S(j)} \sim \frac{1}{K} \ln S(n).$$

As a result, it is concluded that:

$$\mathbb{E}[Y_n^2] \sim \frac{(K - w_i) l_i}{K} S(n) \ln S(n),$$

which gives:

$$\text{Var}[S_{P_i}(n)] \sim \frac{(K - w_i) l_i}{K} S(n) \ln S(n).$$

Thus, in the FRD mechanism matrix, if $w_i - l_i \leq \frac{1}{2}K$ then:

$$\lim_{n \rightarrow +\infty} \mathbb{E}[v_{P_i}(n)] = \frac{l_i}{K - w_i + l_i}, \quad (15)$$

$$\lim_{n \rightarrow +\infty} \text{Var}[v_{P_i}(n)] = 0. \quad (16)$$

Proof [Corollary 1]. The number of node i 's stakes must be divided by the total number of stakes to get the mean and variance of the fractional stake distribution of the node i as following:

$$\begin{aligned} \mathbb{E}\left[\frac{S_{P_i}(n)}{Kn + S_{P_i}(0)}\right] &= \frac{\mathbb{E}[S_{P_i}(n)]}{Kn + S_{P_i}(0)} \\ &= \frac{l_i}{K - w_i + l_i} \frac{Kn}{Kn + S_{P_i}(0)} + \frac{o(n)}{Kn + S_{P_i}(0)}, \end{aligned}$$

the linear term is dominant.

$$\lim_{n \rightarrow +\infty} \mathbb{E}\left[\frac{S_{P_i}(n)}{Kn + S_{P_i}(0)}\right] = \frac{l_i}{K - w_i + l_i}.$$

If $w_i - l_i < \frac{1}{2}K$:

$$\text{Var}\left[\frac{S_{P_i}(n)}{Kn + S_{P_i}(0)}\right] = \frac{\text{Var}[S_{P_i}(n)]}{(Kn + S_{P_i}(0))^2},$$

$$\lim_{n \rightarrow +\infty} \text{Var}\left[\frac{S_{P_i}(n)}{Kn + S_{P_i}(0)}\right] = \lim_{n \rightarrow +\infty} \frac{n}{n^2} = 0,$$

and if $w_i - l_i = \frac{1}{2}K$:

$$\lim_{n \rightarrow +\infty} \text{Var}\left[\frac{S_{P_i}(n)}{Kn + S_{P_i}(0)}\right] = \lim_{n \rightarrow +\infty} \frac{n \ln n}{n^2} = 0.$$