

Context-aware controller inference for stabilizing dynamical systems from scarce data

Steffen W. R. Werner^{*,1} Benjamin Peherstorfer^{*,2}

**Courant Institute of Mathematical Sciences, New York University, New York, NY 10012, USA*

¹Email: steffen.werner@nyu.edu, ORCID: 0000-0003-1667-4862

²Email: pehersto@cims.nyu.edu, ORCID: 0000-0002-1558-6775

Abstract: This work introduces a data-driven control approach for stabilizing high-dimensional dynamical systems from scarce data. The proposed context-aware controller inference approach is based on the observation that controllers need to act locally only on the unstable dynamics to stabilize systems. This means it is sufficient to learn the unstable dynamics alone, which are typically confined to much lower dimensional spaces than the high-dimensional state spaces of all system dynamics and thus few data samples are sufficient to identify them. Numerical experiments demonstrate that context-aware controller inference learns stabilizing controllers from orders of magnitude fewer data samples than traditional data-driven control techniques and variants of reinforcement learning. The experiments further show that the low data requirements of context-aware controller inference are especially beneficial in data-scarce engineering problems with complex physics, for which learning complete system dynamics is often intractable in terms of data and training costs.

Keywords: nonlinear systems, stabilizing feedback, data-driven control, context-aware learning

1 Introduction

The design of feedback controllers for stabilizing dynamical systems is a ubiquitous task in science and engineering. Standard control techniques rely on the availability of models of the system dynamics to construct controllers. If models are unavailable, then typically models of system dynamics are learned from data first and then standard control techniques are applied to the learned models [6]. However, learning models of complex system dynamics can require large amounts of data because learning models means identifying generic descriptions that often also include information about the systems that are unnecessary for the specific task of finding stabilizing controllers. Additionally, collecting data from unstable systems is challenging because without a stabilizing controller the system cannot be observed for a long time before the dynamics become unstable and thus data

collection becomes uninformative. In this work, we propose context-aware controller inference that stabilizes systems based on the unstable dynamics that are learned from few state observations by leveraging that unstable dynamics typically evolve in spaces of much lower dimension than the dimension of state spaces of all—stable and unstable—dynamics. We show that a basis of the space of unstable dynamics can be efficiently estimated from derivative information of the system. The corresponding numerical procedure of context-aware controller inference achieves orders of magnitude reductions in the number state observations that are required for finding stabilizing controllers compared to traditional data-driven methods that first identify models of the full dynamics that are subsequently stabilized.

Many approaches for model-free, data-driven controller design based on parameter tuning have been developed; see, e.g., [8, 12, 24, 40]. However, these methods are limited to systems with a small number of observables and inputs. In machine learning, reinforcement learning [25, 37, 45] has been successfully applied for the data-driven design of controllers, employing similar ideas as in the parameter tuning methods mentioned above. With the development of model reduction, efficient approaches for modeling reduced dynamical systems from data have been developed, such as dynamic mode decomposition and operator inference [34, 36, 42, 48, 49], sparse identification methods [7, 41], and the Loewner framework [1, 17, 27, 35, 43, 44]. These methods inform many data-driven controller techniques that first identify a model of the dynamics that is then stabilized by classical control approaches. However, it has been shown that less data are required for the task of stabilization than for the identification of models, which is the motivation for this work [10, 50, 51, 53].

We introduce context-aware controller inference, which is a new data-driven approach for learning stabilizing controllers from scarce data and that is applicable to systems with nonlinear dynamics. Context-aware controller inference exploits that controllers need to act only on the unstable parts of system dynamics for stabilization [3, 4, 20, 46] and that spaces in which the unstable dynamics evolve can be estimated efficiently and cheaply from gradients that are obtained from adjoints. If r is the dimension of the space induced by the unstable dynamics, then there always exist r states that are sufficient to be observed for inferring a feedback controller that is guaranteed to stabilize the system. The dimension r of the space induced by the unstable dynamics is typically orders of magnitude lower than the dimension of the whole state space in which all dynamics evolve and which often determines the high data and training costs of traditional data-driven control methods. Context-aware controller inference thus opens the door to stabilizing systems from scarce data, such as near rare events and when data generation is expensive, even if systems describe complex physics.

2 Preliminaries

2.1 Stabilizing dynamical processes with feedback control

Consider a system that gives rise to a process $(x^n(t))_{t \geq 0}$ that is controlled by inputs $(u^n(t))_{t \geq 0}$, where $x^n(t) \in \mathbb{R}^N$ and $u^n(t) \in \mathbb{R}^p$ are the state and input at time t , respectively. The feasible initial conditions $x^n(0) \in \mathcal{X}_0^n$ are in the subspace $\mathcal{X}_0^n \subset \mathbb{R}^N$. If the process is continuous in time, then the dynamics are governed by ordinary differential equations

$$\frac{d}{dt}x^n(t) = f(x^n(t), u^n(t)), \quad t \geq 0, \quad (1)$$

with the potentially nonlinear right-hand side function $f: \mathbb{R}^N \times \mathbb{R}^p \rightarrow \mathbb{R}^N$. In discrete time, the process is governed by the difference equations

$$x^n(t+1) = f(x^n(t), u^n(t)), \quad t \in \mathbb{N}_0 := \mathbb{N} \cup \{0\}. \quad (2)$$

Let $(\bar{x}, \bar{u}) \in \mathbb{R}^N \times \mathbb{R}^p$ be a controlled, constant-in-time steady state—equilibrium point—such that, in the continuous-time case,

$$f(\bar{x}, \bar{u}) = 0, \quad (3)$$

and in the discrete-time case

$$f(\bar{x}, \bar{u}) = \bar{x} \quad (4)$$

hold. Conditions (3) and (4) imply that the steady state is constant over time. In the following, we assume that the nonlinear function f in (1) and (2) is analytic at (\bar{x}, \bar{u}) .

A steady state (\bar{x}, \bar{u}) is unstable if, for the fixed input signal \bar{u} , trajectories diverge away from \bar{x} for initial conditions $x^n(0)$ in a neighborhood of the steady state \bar{x} . A linear state-feedback controller $K \in \mathbb{R}^{p \times N}$ asymptotically stabilizes trajectories in sufficiently small neighborhoods about \bar{x} if, for a given $x^n(0) \in \mathcal{X}_0$ in a neighborhood of \bar{x} , the input trajectory $(u^n(t))_{t \geq 0}$ with $u^n(t) = K(x^n(t) - \bar{x}) + \bar{u}$ leads to $x^n(t) \rightarrow \bar{x}$ for $t \rightarrow \infty$, where $(x^n(t))_{t \geq 0}$ is given by either (1) or (2); see [31].

2.2 Problem formulation

In this work, a model of the system in form of the right-hand side function f in (1) (or (2)) is unavailable, which means the function f cannot be evaluated directly and is not given in closed form. Instead, we either can generate data triplets (U_-^n, X_-^n, X_+^n) by querying the system at feasible initial conditions and inputs in a black-box fashion or have given (U_-^n, X_-^n, X_+^n) . In the continuous-time case, the data triplets are

$$\begin{aligned} U_-^n &= [u^n(t_0) \quad \dots \quad u^n(t_{T-1})] \in \mathbb{R}^{p \times T}, & X_-^n &= [x^n(t_0) \quad \dots \quad x^n(t_{T-1})] \in \mathbb{R}^{N \times T}, \\ X_+^n &= \left[\frac{d}{dt} x^n(t_0) \quad \dots \quad \frac{d}{dt} x^n(t_{T-1}) \right] \in \mathbb{R}^{N \times T}, \end{aligned}$$

at discrete time points $0 \leq t_0 < t_1 < \dots < t_{T-1}$. In the discrete-time case, the data triplets are

$$\begin{aligned} U_-^n &= [u^n(0) \quad \dots \quad u^n(T-1)] \in \mathbb{R}^{p \times T}, & X_-^n &= [x^n(0) \quad \dots \quad x^n(T-1)] \in \mathbb{R}^{N \times T}, \\ X_+^n &= [x^n(1) \quad \dots \quad x^n(T)] \in \mathbb{R}^{N \times T}. \end{aligned}$$

A data triplet (U_-^n, X_-^n, X_+^n) can also contain the concatenation of several trajectories, which is not reflected in the notation for ease of exposition. We seek to construct controllers K from data triplets (U_-^n, X_-^n, X_+^n) to stabilize systems about steady states of interest (\bar{x}, \bar{u}) .

The traditional approach to data-driven control is first learning a model of the system dynamics and then applying standard techniques from control. However, this traditional two-step learn-then-stabilize approach can be expensive in terms of the number of required state observations, which typically scales with the dimension of the system [10, 50, 51, 53]. In particular, if observing states is expensive and the underlying dynamics describe complex physical phenomena, then often infeasibly high numbers of state observations are required to learn models of the system dynamics, which makes traditional learn-then-stabilize approaches intractable.

3 Inferring controllers from data of unstable dynamics

We introduce context-aware controller inference that guarantees learning stabilizing controllers with data requirements that scale as the dimension of the subspace spanned by the unstable dynamics, which is typically orders of magnitude lower than the dimension of the whole state space in which all dynamics evolve. To achieve this, we exploit that controllers need to act only on the unstable part of the system dynamics for stabilization.

3.1 Stabilizing nonlinear systems near steady states

Let (\bar{x}, \bar{u}) be a steady state. The right-hand side function f of (1) (or (2)) can be approximated at $(x^n(t), u^n(t))$ with the first two terms of its Taylor series expansion about (\bar{x}, \bar{u}) :

$$f(x^n(t), u^n(t)) = f(\bar{x}, \bar{u}) + \partial_x f(\bar{x}, \bar{u})(x^n(t) - \bar{x}) + \partial_u f(\bar{x}, \bar{u})(u^n(t) - \bar{u}) + \mathcal{O}\left((x^n(t) - \bar{x})^2\right) + \mathcal{O}\left((u^n(t) - \bar{u})^2\right), \quad (5)$$

where $\partial_x f(\bar{x}, \bar{u})$ and $\partial_u f(\bar{x}, \bar{u})$ denote the parts of the Jacobian at (\bar{x}, \bar{u}) of f with respect to $x^n(t)$ and $u^n(t)$, respectively. The first term $f(\bar{x}, \bar{u})$ in (5) is either $f(\bar{x}, \bar{u}) = 0$ or $f(\bar{x}, \bar{u}) = \bar{x}$; cf. Equations (3) and (4). With the system matrices $A = \partial_x f(\bar{x}, \bar{u}) \in \mathbb{R}^{N \times N}$ and $B = \partial_u f(\bar{x}, \bar{u}) \in \mathbb{R}^{N \times p}$, a model of the linearized system of (1) about the steady state is

$$\frac{d}{dt}x(t) = Ax(t) + Bu(t), \quad t \geq 0, \quad (6)$$

and analogously for the discrete-time case (2),

$$x(t+1) = Ax(t) + Bu(t), \quad t \in \mathbb{N}_0, \quad (7)$$

where $x(t)$ approximates the shifted nonlinear state $x^n(t) - \bar{x}$ at time t and the input $u(t)$ corresponds to $u^n(t) - \bar{u}$.

The system described by the model (6) (or (7)) is called asymptotically stabilizable if there exists a constant matrix $K \in \mathbb{R}^{p \times N}$ such that the application of the state feedback $u(t) = Kx(t)$ stabilizes the system, i.e., $\|x(t)\| \rightarrow 0$ for $t \rightarrow \infty$. A linear model such as (6) is asymptotically stable if all eigenvalues of A have negative real parts; in case of discrete-time linear models (7), the eigenvalues of A have to be inside the unit disc. A linear state-space model is called stabilizable if there exists a K such that $A + BK$ has only stable eigenvalues.

The following proposition states that a controller K obtained from the linearized system is guaranteed to stabilize the nonlinear system if the state $x^n(t)$ stays in the neighborhood of the steady state \bar{x} .

Proposition 1 (Locally stabilizing feedback controller; cf. [31, Sec. 10.1]). *Consider a linearized system described by (6) (or (7)) of a corresponding nonlinear system described by (1) (or (2)) at the steady state of interest (\bar{x}, \bar{u}) , where the nonlinear function f is analytic. If K is a controller that stabilizes the linearized system asymptotically, then $u^n(t) = K(x^n(t) - \bar{x}) + \bar{u}$ locally stabilizes (\bar{x}, \bar{u}) asymptotically in the nonlinear system, i.e., there exists an $\epsilon > 0$ such that for all $x^n(0) \in \mathcal{X}_0^n(0)$ with $\|\bar{x} - x^n(0)\| < \epsilon$ we have that $x^n(t) \rightarrow \bar{x}$ for $t \rightarrow \infty$.*

3.2 Stabilizing models based on unstable eigenvalues

To restrict the action of a controller K to the unstable eigenvalues of the spectrum of linear models, we build on the theory of partial stabilization [3, 4, 20, 46]. This leads to a

reduction of the dimension of the spaces in which the dynamics evolve, from a typically high-dimensional state space to subspaces spanned by the unstable dynamics that are often orders of magnitude lower in dimension. In this section, we generalize concepts of partial stabilization to be applicable to the data-driven setting.

In the following, when we state that two matrices have the same spectrum it implies that they have the same eigenvalues with the same geometric and algebraic multiplicities.

Lemma 1. *Consider the linear model (A, B) given in (6) (or (7)) and assume it is stabilizable. Let $W \in \mathbb{R}^{N \times n_u}$ be a basis matrix of the n_u -dimensional left eigenspace of A corresponding to the unstable eigenvalues and define the matrices*

$$\widehat{A} = W^T A (W^\dagger)^T, \quad \widehat{B} = W^T B, \quad (8)$$

where W^\dagger is a left inverse of W . Let further \widehat{K} stabilize $(\widehat{A}, \widehat{B})$. Then, it holds that

$$K = \widehat{K} W^T$$

stabilizes the model (A, B) . Furthermore, it holds that the spectrum of \widehat{A} is the spectrum of A corresponding to the unstable eigenvalues and that the union of the stable spectrum of A and the spectrum of $\widehat{A} + \widehat{B}\widehat{K}$ is the spectrum of $A + BK$.

Lemma 1 implies that the unstable dynamics of the model (A, B) can be fully described by the space spanned by the columns of the basis matrix W , which contains as columns the left eigenvectors of the unstable eigenvalues of A . The eigenvalues of A can be complex such that also the corresponding eigenvectors are complex-valued. However, with the assumption that A is real-valued, the eigenvalues and eigenvectors appear in complex conjugate pairs such that there exists a real basis matrix W of the corresponding complex eigenspace; see, e.g., [16, Sec. 7.4.1]. The last statement of Lemma 1 implies that only the unstable eigenvalues of A are changed in the closed-loop model by the application of K . In particular, the eigenvalues are determined via the spectrum of the reduced closed-loop model $\widehat{A} + \widehat{B}\widehat{K}$ by the construction of \widehat{K} .

Proof of Lemma 1. A basis matrix $\widetilde{W} \in \mathbb{C}^{N \times n_u}$ of the left eigenspace of A corresponding to the unstable eigenvalues is defined by

$$A^T \widetilde{W} = \widetilde{W} \Lambda^T, \quad (9)$$

where $\Lambda \in \mathbb{C}^{n_u \times n_u}$ consists of Jordan blocks with the unstable eigenvalues of A on its diagonal. There exists a transformation $S \in \mathbb{C}^{n_u \times n_u}$ such that $\Lambda = S^{-1} \widehat{A} S$, with \widehat{A} from (8), such that \widehat{A} has by construction the same spectrum as Λ . Inserting the transformation into (9) yields

$$A^T \widetilde{W} = \widetilde{W} S^T \widehat{A}^T S^{-T} \Leftrightarrow A^T \widetilde{W} S^T = \widetilde{W} S^T \widehat{A}^T.$$

Setting $W = \widetilde{W} S^T$ and transposing the eigenvalue relation we see that

$$\widehat{A} = W^T A (W^\dagger)^T \quad (10)$$

holds for any left inverse W^\dagger of W . Let W_\perp be a basis matrix of the orthogonal complement to the subspace spanned by the columns of W , i.e., it holds that

$$\text{span}([W \quad W_\perp]) = \mathbb{R}^N,$$

with $W_{\perp}^{\top}W = 0$ and $W^{\top}W_{\perp} = 0$. Then, it holds that

$$[W \ W_{\perp}]^{\top} A [W \ W_{\perp}]^{-\top} = \begin{bmatrix} \hat{A} & 0 \\ A_{21} & A_{22} \end{bmatrix}, \quad [W \ W_{\perp}]^{\top} B = \begin{bmatrix} \hat{B} \\ B_2 \end{bmatrix}, \quad (11)$$

where \hat{B} is as in (8) and the spectrum of A_{22} is the stable spectrum of A ; see, e.g., [16, Thm. 7.1.6]. We can now construct a controller \hat{K} such that $\hat{A} + \hat{B}\hat{K}$ is stable since (A, B) has been assumed to be stabilizable. Augmenting the controller \hat{K} by zeros yields the closed-loop matrix of (11) as

$$\begin{bmatrix} \hat{A} & 0 \\ A_{21} & A_{22} \end{bmatrix} + \begin{bmatrix} \hat{B} \\ B_2 \end{bmatrix} \begin{bmatrix} \hat{K} & 0 \end{bmatrix} = \begin{bmatrix} \hat{A} + \hat{B}\hat{K} & 0 \\ A_{21} + B_2\hat{K} & A_{22} \end{bmatrix}. \quad (12)$$

The closed-loop matrix in (12) is stable since \hat{K} has been chosen such that $\hat{A} + \hat{B}\hat{K}$ is stable and A_{22} has only stable eigenvalues. Inverting the transformation in (11) and applying that to (12) gives the closed-loop matrix of the original state-space model with

$$A + BK = [W \ W_{\perp}]^{-\top} \left(\begin{bmatrix} \hat{A} & 0 \\ A_{21} & A_{22} \end{bmatrix} + \begin{bmatrix} \hat{B} \\ B_2 \end{bmatrix} \begin{bmatrix} \hat{K} & 0 \end{bmatrix} \right) [W \ W_{\perp}]^{\top},$$

which reveals by multiplying out the block matrices that

$$K = \begin{bmatrix} \hat{K} & 0 \end{bmatrix} [W \ W_{\perp}]^{\top} = \hat{K}W^{\top}$$

holds. Since transformations do not change the spectrum of matrices, the spectrum of $A + BK$ is the spectrum of (12), which concludes the proof. \square

In Lemma 1, the left eigenvector basis is essential for the proof. It leads to the lower triangular form (11) that has the required ordering of the diagonal blocks with the unstable eigenvalues contained in the upper and the stable eigenvalues in the lower diagonal block. This particular ordering is necessary since otherwise the spectrum is disturbed by the action of the controller; cf. [53, Sec. 3.2.2]. However, the left eigenspace of the unstable eigenvalues can also be constructed as orthogonal complement of the right eigenspace of stable eigenvalues, as the next lemma shows.

Lemma 2. *Given a matrix A , let $W \in \mathbb{R}^{N \times n_u}$ be a basis matrix of the left eigenspace corresponding to the unstable eigenvalues of A , and let $Q_{\perp} \in \mathbb{R}^{N \times n_u}$ be a basis matrix of the orthogonal complement to the right eigenspace of A corresponding to the stable eigenvalues. Then, it holds that*

$$\text{span}(W) = \text{span} \left(\left(Q_{\perp}^{\dagger} \right)^{\top} \right), \quad (13)$$

for all left inverses Q_{\perp}^{\dagger} of Q_{\perp} . In the case Q_{\perp} is an orthogonal basis, Equation (13) simplifies to

$$\text{span}(W) = \text{span}(Q_{\perp}).$$

Proof. Let Q be a basis matrix of the eigenspace of A associated with the stable eigenvalues. By basis concatenation with Q_{\perp} , it holds

$$[Q_{\perp} \ Q]^{-1} A [Q_{\perp} \ Q] = \begin{bmatrix} \hat{A} & 0 \\ A_{21} & A_{22} \end{bmatrix}, \quad (14)$$

where the spectrum of \widehat{A} is the unstable spectrum of A and the spectrum of A_{22} is the stable one of A ; see [16, Thm. 7.1.6]. In particular, we get from (14) that

$$Q_{\perp}^{\dagger} A Q_{\perp} = \widehat{A}, \quad (15)$$

for all left inverses Q_{\perp}^{\dagger} of Q_{\perp} . The basis matrix W can be chosen such that the matrices \widehat{A} and A_{22} in (11) and (14) are identical, since both spectra are identical there must be an appropriate similarity transformation. Comparing the two basis matrices in (10) and (15) yields the result. \square

3.3 Controller inference from idealized data

In this section, we will construct stabilizing controllers from given data triplets. For now, we consider data triplets (U_{-}, X_{-}, X_{+}) that are idealized in the sense that they are obtained from models of the linearized systems. However, in the next section and in the numerical experiments we will consider data from the original nonlinear systems. In the continuous-time case, the idealized data triplets are

$$\begin{aligned} U_{-} &= [u(t_0) \quad \dots \quad u(t_{T-1})], & X_{-} &= [x(t_0) \quad \dots \quad x(t_{T-1})], \\ X_{+} &= \left[\frac{d}{dt}x(t_0) \quad \dots \quad \frac{d}{dt}x(t_{T-1}) \right], \end{aligned}$$

at discrete time points $0 \leq t_0 < t_1 < \dots < t_{T-1}$ with states from (6), and in the discrete-time case, the idealized data triplets with states from (7) are

$$\begin{aligned} U_{-} &= [u(0) \quad \dots \quad u(T-1)], & X_{-} &= [x(0) \quad \dots \quad x(T-1)], \\ X_{+} &= [x(1) \quad \dots \quad x(T)]. \end{aligned}$$

The fundamental principle of data informativity [51] is that potentially many linear models can describe a given data triplet (U_{-}, X_{-}, X_{+}) and that a stabilizing controller needs to stabilize all those linear models to guarantee the stabilization of the model from which the data has been generated. The set of all linear models that explain (U_{-}, X_{-}, X_{+}) is

$$\Sigma_{i/s} = \{(A, B) \mid X_{+} = AX_{-} + BU_{-}\},$$

and all linear models that are stabilized by a given K are

$$\Sigma_K = \{(A, B) \mid A + BK \text{ is stable}\}.$$

A given data triplet (U_{-}, X_{-}, X_{+}) is called *informative for stabilization* if there exists a controller K that stabilizes all explaining linear models, which means in terms of the two sets $\Sigma_{i/s}$ and Σ_K that $\Sigma_{i/s} \subseteq \Sigma_K$ holds; see [51].

The matrix A of the linear model (A, B) can have components corresponding to unstable eigenvalues that do not contribute to the system dynamics, which means these are not excited by initial conditions from \mathcal{X}_0 or the system inputs. For any linear model (A, B) with a basis matrix X_0 of the initial conditions subspace \mathcal{X}_0 , there exists an invertible matrix $S \in \mathbb{R}^{N \times N}$ to transform the system into the Kalman controllability form:

$$S^{-1}AS = \begin{bmatrix} A_{11} & A_{12} & A_{13} \\ 0 & A_{22} & A_{23} \\ 0 & 0 & A_{33} \end{bmatrix}, \quad S^{-1}B = \begin{bmatrix} B_1 \\ 0 \\ 0 \end{bmatrix}, \quad S^{-1}X_0 = \begin{bmatrix} X_{10} \\ X_{20} \\ 0 \end{bmatrix}, \quad (16)$$

where the zero blocks in the transformed B and X_0 are chosen as large as possible; see [53]. The first block row in (16) corresponds to the controllable dynamics, the second one to

those only excited by the initial conditions and the last block row are zero dynamics, which are neither excited by inputs nor initial conditions. Consequently, the eigenspaces corresponding to the unstable eigenvalues in A_{33} do not result in unstable dynamics since these components are never excited. In the following, we consider the left eigenbasis matrix $W \in \mathbb{R}^{N \times r}$ to be minimal in the sense that the subspace \mathcal{W} spanned by W contains the left eigenspaces corresponding to the unstable eigenvalues in A_{11} and A_{22} in (16). If A_{33} has unstable eigenvalues, the corresponding eigenbasis is not taken into account. In other words, we consider only those eigenspaces that describe unstable dynamics that can be excited by initial conditions or inputs.

The following theorem characterizes the stabilization of models based on unstable dynamics using the data informativity concept.

Theorem 1. *Consider a potentially nonlinear system given by (1) (or (2)). Given (U_-, X_-, X_+) a data triplet sampled from a linearized model obtained from the considered nonlinear system about the steady state (\bar{x}, \bar{u}) , with state-space dimension N . Let further $W \in \mathbb{R}^{N \times r}$ be a basis matrix of the minimal left eigenspace of the unstable eigenvalues that correspond to the unstable system dynamics. If the data triplet $(U_-, \hat{X}_-, \hat{X}_+)$ is informative for stabilization, which means that $\hat{\Sigma}_{i/s} \subseteq \hat{\Sigma}_{\hat{K}}$ holds for a suitable $\hat{K} \in \mathbb{R}^{p \times r}$ and*

$$\hat{X}_- = W^\top X_- \quad \text{and} \quad \hat{X}_+ = W^\top X_+, \quad (17)$$

then the controller $K = \hat{K}W^\top$ stabilizes the linearized system and is also locally stabilizing the steady state (\bar{x}, \bar{u}) of the nonlinear system in the sense of Proposition 1.

Proof of Theorem 1. Let (A, B) be the linear model from which the data (U_-, X_-, X_+) has been sampled. Because the columns of W span the eigenspace of unstable eigenvalues, it holds that

$$W^\top A (W^\dagger)^\top = \hat{A}, \quad W^\top B = \hat{B} \quad \text{and} \quad W^\top X_0 = \hat{X}_0, \quad (18)$$

where the spectrum of \hat{A} is the unstable spectrum of A that contributes to the system dynamics and X_0 is a basis of the subspace of initial conditions \mathcal{X}_0 . For the reduced data in (17) it holds that

$$\hat{X}_+ = W^\top X_+ = W^\top A X_- + W^\top B U_- = \hat{A}W^\top X_- + \hat{B}U_- = \hat{A}\hat{X}_- + \hat{B}U_-. \quad (19)$$

Thus, (\hat{A}, \hat{B}) is a model that explains the data $(U_-, \hat{X}_-, \hat{X}_+)$. Since the nonlinear system is assumed to be stabilizable, this holds for the linearized model, too. Since $(U_-, \hat{X}_-, \hat{X}_+)$ from (17) is informative for stabilization, there is a \hat{K} such that $\hat{\Sigma}_{i/s} \subseteq \hat{\Sigma}_{\hat{K}}$. Together with (19), the feedback \hat{K} stabilizes also the linear model (\hat{A}, \hat{B}) from (18). The unstable eigenvalues of the high-dimensional A that do not contribute to the system dynamics can be replaced by stable eigenvalues as it does not change the dynamics and consequently the given data; see, e.g., [53]. Therefore, one can assume (A, B) to be stabilizable. From Lemma 1 it follows that $K = \hat{K}W^\top$ stabilizes (A, B) , which means it stabilizes the linearized system. Since K stabilizes a linearized system of a nonlinear process about the steady state (\bar{x}, \bar{u}) , it follows from Proposition 1 that it also stabilizes the nonlinear process locally at (\bar{x}, \bar{u}) , which concludes the proof. \square

It has been shown in [53, Cor. 3 and 4] that the minimum number of state observations required for stabilizing all low-dimensional linear systems explaining a given data triplet scales with the intrinsic, minimal state-space dimension of the underlying system that is

described by the model from which data were obtained. Building on the data reduction in (17) in [Theorem 1](#), the following corollary shows that the restriction to the unstable dynamics in \mathcal{W} can further reduce the number of required state observations to r , the dimension of \mathcal{W} .

Corollary 1. *Let [Theorem 1](#) apply and let r be the number of excitable unstable eigenvalues of the linear model corresponding to the nonlinear system. Then, there always exist r states of the linear model that are sufficient to be observed for inferring a guaranteed locally stabilizing controller for the nonlinear system, even if high-dimensional states of dimension $N \gg r$ are observed.*

The number of state observations r in [Corollary 1](#) for constructing a guaranteed stabilizing controller for the nonlinear system does neither scale with the large state dimension N nor with the intrinsic system dimension n_{\min} . In fact, r is typically orders of magnitude smaller than N and n_{\min} . However, there is a certain price that needs to be paid for the application of [Theorem 1](#) and [Corollary 1](#): A basis matrix W (or alternatively Q_{\perp} from [Lemma 2](#)) must be available. Approaches for the computation of W (or Q_{\perp}) from data are discussed in [Section 4](#).

3.4 Computational approach for controller inference

This section introduces a computational approach for context-aware controller inference that is motivated by the theoretical considerations of the previous sections. We now consider data $(U_{-}^n, X_{-}^n, X_{+}^n)$ from nonlinear systems rather than idealized data (U_{-}, X_{-}, X_{+}) as in the previous section. The computational procedure is summarized in [Algorithm 1](#).

In [Step 1](#) of [Algorithm 1](#), the data $(U_{-}^n, X_{-}^n, X_{+}^n)$ from the nonlinear system are shifted as

$$\begin{aligned} \check{U}_{-} &= [u^n(t_0) - \bar{u} \quad \dots \quad u^n(t_{T-1}) - \bar{u}], & \check{X}_{-} &= [x^n(t_0) - \bar{x} \quad \dots \quad x^n(t_{T-1}) - \bar{x}], \\ \check{X}_{+} &= \left[\frac{d}{dt} x^n(t_0) \quad \dots \quad \frac{d}{dt} x^n(t_{T-1}) \right], \end{aligned} \quad (20)$$

in the continuous-time case and

$$\begin{aligned} \check{U}_{-} &= [u^n(0) - \bar{u} \quad \dots \quad u^n(T-1) - \bar{u}], & \check{X}_{-} &= [x^n(0) - \bar{x} \quad \dots \quad x^n(T-1) - \bar{x}], \\ \check{X}_{+} &= [x^n(1) - \bar{x} \quad \dots \quad x^n(T) - \bar{x}], \end{aligned} \quad (21)$$

in the discrete-time case. The shifted data (20) and (21) are related to the idealized data (U_{-}, X_{-}, X_{+}) , which are used in [Section 3.3](#), as

$$U_{-} = \check{U}_{-}, \quad X_{-} = \check{X}_{-} + \mathcal{O}((X_{-}^n - \bar{x})^2), \quad X_{+} = \check{X}_{+} + \mathcal{O}((X_{+}^n - \bar{x})^2) + \mathcal{O}((U_{+}^n - \bar{u})^2),$$

which holds because of the Taylor approximation (5) and shows that data from the nonlinear system are close to the idealized data if trajectories stay within a small neighborhood of (\bar{x}, \bar{u}) .

[Step 2](#) of [Algorithm 1](#) projects the shifted data onto the subspace of unstable dynamics \mathcal{W} so that only the unstable parts of the trajectories remain in \check{X}_{-} and \check{X}_{+} . The basis matrix \check{W} may not span the minimal subspace of unstable dynamics as required by [Theorem 1](#), i.e., the subspace \check{W} contains an eigenspace of A corresponding to zero dynamics; cf. the third block row in (16). This can be the case when \check{W} is computed as shown in the next section. The zero dynamics lead to a smaller minimal system dimension $r < n_u$ and rank deficient data matrices \check{X}_{-} and \check{X}_{+} . Any rank revealing decomposition of the data can be used to remove their kernel and reduce the eigenspace to the requested minimal

Algorithm 1: Context-aware controller inference

Input: Data triplet (U_-^n, X_-^n, X_+^n) , steady state (\bar{x}, \bar{u}) , basis matrix $\widetilde{W} \in \mathbb{R}^{N \times n_u}$ of the left eigenspace \mathcal{W} corresponding to the unstable eigenvalues of the linear model.

Output: Controller K .

1 Shift (U_-^n, X_-^n, X_+^n) by the steady state (\bar{x}, \bar{u}) to obtain $(\check{U}_-, \check{X}_-, \check{X}_+)$ via (20) (or (21)).

2 Project onto the left eigenspace \widetilde{W} so that only the unstable dynamics in the data remain

$$\widetilde{X}_- = \widetilde{W}^\top \check{X}_- \quad \text{and} \quad \widetilde{X}_+ = \widetilde{W}^\top \check{X}_+.$$

3 Derive the basis matrix $V \in \mathbb{R}^{n_u \times r}$ of \mathcal{V} using the singular value decomposition

$$\begin{bmatrix} \widetilde{X}_- & \widetilde{X}_+ \end{bmatrix} = [V \quad V_2] \begin{bmatrix} \Sigma_1 & 0 \\ 0 & 0 \end{bmatrix} U^\top.$$

4 Project onto \mathcal{V} so that only unstable and excitable dynamics remain

$$\widehat{X}_- = V^\top \widetilde{X}_- \quad \text{and} \quad \widehat{X}_+ = V^\top \widetilde{X}_+.$$

5 Compute the eigenbasis matrix $W = \widetilde{W}V$ of the minimal subspace of unstable dynamics.

6 Infer a low-dimensional stabilizing controller $\widehat{K} = \check{U}_- \Theta (\widehat{X}_- \Theta)^{-1}$ from \check{U}_- , \widehat{X}_- , and \widehat{X}_+ by solving (22) (or (23)) for the unknown Θ .

7 Lift the inferred low-dimensional controller \widehat{K} to

$$K = \widehat{K}W^\top.$$

subspace. In Step 3, the singular value decomposition is used for this purpose. Then the data is projected onto the minimal subspace of unstable dynamics in Step 4 and the corresponding basis matrix is computed in Step 5.

Step 6 of Algorithm 1 infers a controller from the unstable and excitable dynamics in \widehat{X}_- and \widehat{X}_+ . The controller is given by $\widehat{K} = \check{U}_- \Theta (\widehat{X}_- \Theta)^{-1}$, where $\Theta \in \mathbb{R}^{T \times r}$ solves, in the continuous-time case,

$$\widehat{X}_- \Theta > 0 \quad \text{and} \quad \widehat{X}_+ \Theta + \Theta^\top \widehat{X}_+^\top < 0 \tag{22}$$

and in the discrete-time case

$$\widehat{X}_- \Theta = (\widehat{X}_- \Theta)^\top \quad \text{and} \quad \begin{bmatrix} \widehat{X}_- \Theta & \widehat{X}_+ \Theta \\ (\widehat{X}_+ \Theta)^\top & \widehat{X}_- \Theta \end{bmatrix} > 0; \tag{23}$$

see [10, 51, 53].

In the last step of Algorithm 1, the inferred controller \widehat{K} is lifted to the original state-space dimension $K = \widehat{K}W^\top$ such that $u^n(t) = K(x^n(t) - \bar{x}(t)) + \bar{u}(t)$ stabilizes the nonlinear system under the assumptions given in Proposition 1.

In Algorithm 1, the stabilizing controller is inferred from \widehat{X}_- and \widehat{X}_+ by solving the linear matrix inequalities (22) and (23), respectively. If the number of observed states T

equals the dimension r of the unstable dynamics, then a computationally more efficient alternative to solving (22) and (23) is introduced in [51, Thm. 16] and [53, Prp. 2 and Cor. 1]. It computes only the inverse of the reduced data matrix \widehat{X}_- . Also, to identify a model that describes the unstable system dynamics, Step 6 can be replaced by [53, Prp. 1]. With the identified model describing the unstable dynamics, classical stabilization approaches can be employed to compute a suitable \widehat{K} .

4 Estimating left eigenspaces from gradient samples

In this section, we discuss leveraging samples of gradients to estimate a basis matrix W of the left eigenspace \mathcal{W} of unstable eigenvalues. Let

$$F(x^n(t), u^n(t)) := \frac{d}{dt}x^n(t) - f(x^n(t), u^n(t)) \quad (24)$$

denote the residual formulation of the continuous-time model (1). The transposed gradient of (24) at the steady state (\bar{x}, \bar{u}) is

$$\mathcal{F}[\bar{x}, \bar{u}] := \left(\partial_x F(\bar{x}, \bar{u}) \right)^\top = \left(\partial_x \frac{d}{dt} \bar{x} \right)^\top - \left(\partial_x f(\bar{x}, \bar{u}) \right)^\top = -A^\top, \quad (25)$$

which can be applied to a vector x as

$$\mathcal{F}[\bar{x}, \bar{u}](x) := -A^\top x, \quad (26)$$

where A is the state matrix of the linearized model from (6). A basis of the left eigenspace \mathcal{W} of A can be obtained from samples of (26). The same holds for the discrete-time case (2).

The transposed gradient of the residual (24) occurs, for example, in the adjoint equation of (24). For some cost functional J that depends on the solution trajectory $(x^n(t))_{t \geq 0}$ and the input $(u^n(t))_{t \geq 0}$, the adjoint equation is

$$\left(\partial_x F(x^n(t), u^n(t)) \right)^\top \lambda(t) = \left(\partial_x J(x^n(t), u^n(t)) \right)^\top, \quad (27)$$

where $\lambda(t) \in \mathbb{R}^N$ are the adjoint variables and ∂_x denotes the partial derivative with respect to $x^n(t)$; see, e.g., [11, Sec. 2.1]. The matrix on the left-hand side of (27) is the linear adjoint operator of (24), which describes the linearized dynamics about the solution $x^n(t)$ backwards in time. From (25) and (27) it follows that the solution of the adjoint equation at the steady state of interest amounts to the evaluation of the negative, transposed state matrix of the linear model (25) that has been considered for the theory in Section 3. In this setting, the resulting matrix in (25) is called the adjoint operator, which can be applied to tangent directions $x \in \mathbb{C}^N$ as shown in (26).

4.1 Active estimation of left eigenspaces

It is a common situation in major software packages, for example, in FEniCS and Firedrake [29], that the function (26) is provided by the ability to solve the adjoint equation (27). Thus, models that are implemented in such software packages allow querying (26) in a black-box fashion. Similarly, models of nonlinear systems where the right-hand side function f in (1) (or (2)) is implemented with automatic differentiation also typically provide a vector-Jacobian product routine `vjp` that computes a query of the

adjoint operator into given directions (26); see [5, 14]. Motivated by these capabilities, we consider in this section the situation that we are allowed to sample the transposed gradient in (26) at tangent directions $x \in \mathbb{C}^N$.

With the function $\mathcal{F}[\bar{x}, \bar{u}]$ from (26) available, Krylov subspace methods can be directly applied to compute eigenvalues and eigenvectors of $-A^\top$, without having to assemble A or $-A^\top$; see, for example, [16, 47]. Krylov subspace methods converge first to eigenvalues with large absolute values. In the discrete-time case, the unstable eigenvalues, which are the ones we are interested in, have larger absolute values than the stable eigenvalues. Thus, in the discrete-time case, Krylov subspace methods first converge to the eigenvalues and eigenvectors that we need for controller inference.

In the continuous-time case, shift-and-invert operators can be applied to make Krylov methods converge quickly to the unstable eigenvalues [39]. The idea is to shift the considered linear operator (26) with a given $\sigma \in \mathbb{C}$ and invert the shifted operator such that the eigenvalues closest to σ in the complex plane become those with largest absolute value to which the Krylov methods converge first. Given a suitable $\sigma \in \mathbb{C}$, (rational) Krylov subspace methods, like the conjugate gradient method and GMRES [16, Chap. 10], solve linear systems of the form

$$-\mathcal{F}[\bar{x}, \bar{u}](x) - \sigma x = b, \quad (28)$$

for the unknown vector $x \in \mathbb{C}^N$ and a given right-hand side $b \in \mathbb{C}^N$.

4.2 Estimation of left eigenspaces from gradient samples

Consider now the situation that we have a discrete-time system and data from the operator (26) such that the column-wise evaluation $\mathcal{F}[\bar{x}, \bar{u}](X_-^a) = X_+^a$ holds, where

$$X_-^a = [x_0^a \quad \dots \quad x_{T-1}^a] \quad \text{and} \quad X_+^a = [x_1^a \quad \dots \quad x_T^a]. \quad (29)$$

This is a typical situation when the adjoint equation (27) is solved by an iterative method. The estimation of the eigenbasis of interest from such data is possible using the dynamic mode decomposition [42, 49]. The eigenvalues and eigenvectors of

$$H_a = X_+^a \check{V} \check{\Sigma}^{-1} \check{U}^\top, \quad (30)$$

with the economy-size singular value decomposition $X_-^a = \check{U} \check{\Sigma} \check{V}$, are approximations to the eigenvalues and eigenvectors of $-A^\top$; see [49, Sec. 2]. Note that computations with the large-scale dense matrix (30) to obtain the eigenvalues and eigenvectors can be avoided via a low-dimensional reformulation of (30); see [38].

If the data in (29) is generated as recursive sequence, i.e., $x_{k+1}^a = \mathcal{F}[\bar{x}, \bar{u}](x_k^a)$ for $k = 0, 1, \dots, T-1$, the theory about Krylov subspace methods applies and the eigenvalues converge first to those of $-A^\top$ with largest magnitude, i.e., the requested unstable eigenvalues [28]. For the continuous-time case, such kind of results about eigenvalue estimation are unknown as of now to the best of the authors' knowledge.

5 Numerical examples

The experiments have been run on an Intel(R) Core(TM) i7-8700 CPU at 3.20 GHz with 16 GB main memory. The algorithms are implemented in MATLAB 9.9.0.1467703 (R2020b) on CentOS Linux release 7.9.2009 (Core). For the comparison with reinforcement learning, we use the implementations from the Reinforcement Learning Toolbox version 1.3. For solving the linear matrix inequalities (22) and (23), the disciplined convex

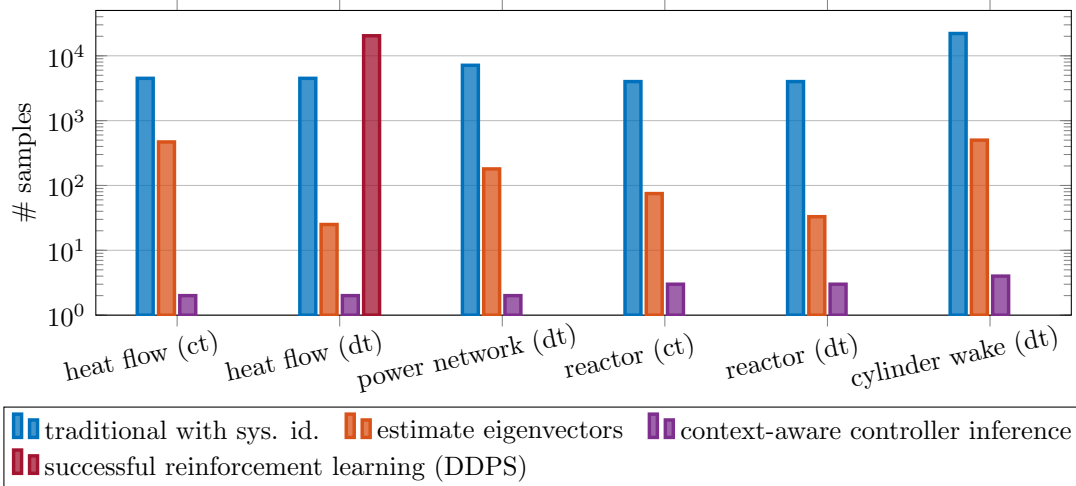


Figure 1: Summary of numerical experiments: The proposed context-aware controller inference approach provides stabilizing controllers in all experiments with an at least one order of magnitude lower number of data samples (state observations + gradient samples) than traditional two-step approaches that first identify models and then construct controllers. Reinforcement learning via deep deterministic policy gradient (DDPS) manages to stabilize only one system in our experiments, for which it requires 750 times as many samples as the proposed context-aware controller inference.

programming toolbox CVX version 2.2, build 1148 (62bfcca) [18, 19] is used together with MOSEK version 9.1.9 [30] as inner optimizer. Source code, data, and numerical results are available at [52].

5.1 Experimental setup

5.1.1 Simulations, data generation and tests

Data are generated with realizations of normally distributed inputs. Bases of the unstable dynamics (left eigenbases of unstable eigenvalues) are estimated from adjoint operators with MATLAB’s `eigs`, which employs the Krylov-Schur method [47] as suggested in Section 4.1. In case of linear system dynamics, we assume zero initial conditions and a test input is chosen as unit step, which means that the states converge to a constant vector if the controller stabilizes the system. In case of nonlinear dynamics, the initial condition is the steady state of interest to which an input disturbance is applied at time 0. The states will then converge to the steady state, if the controller stabilizes the system.

Figure 1 provides an overview about the performance of context-aware controller inference in the following numerical experiments. In all experiments, context-aware controller inference requires at least one order of magnitude fewer data samples to derive stabilizing controllers than required to learn a model for the traditional two-step data-driven control approach, including the number of gradient samples to estimate the bases of unstable dynamics.

5.1.2 Comparison with reinforcement learning with deep deterministic policy gradient

We compare our approach in the discrete-time case with controllers obtained from reinforcement learning via the deep deterministic policy gradient (DDPG) method [25, 45],

which can handle continuous observations and action spaces. The setup for the DDPG agents is the same as for all numerical examples up to tolerances as tuning parameters. The actor is a shallow network with a single layer and zero bias such that the resulting weight matrix corresponds to the control matrix $K \in \mathbb{R}^{p \times N}$ and can be implemented the same way for simulations as the controller designed by our proposed method. The critic takes the concatenation of state observations and the control inputs and applies to it a quadratic activation function. The result is then compressed via a fully connected layer into the Q-value. The reward function is

$$r(t, x) = \begin{cases} -\alpha \frac{x^\top x}{\lambda_d n_s(t)}, & \text{if } \|x\|_2 > \lambda_u \sqrt{N}, \\ \alpha (x^\top x) n_s(t), & \text{if controller is stabilizing,} \\ -x^\top x, & \text{otherwise,} \end{cases} \quad (31)$$

with the sum of steps $n_s(t) = 0.5t(t+1)$ and problem-dependent regularization parameters $\alpha = 100\sqrt{N}$, λ_d and λ_u . The reward function (31) is motivated by the linear-quadratic regulator design [46] to penalize the deviation of the current state from 0; see, for example, [37] where a similar but continuous reward function has been used. The first branch in (31) evaluates to a large negative reward if the norm of the state becomes too large, which is an indication for destabilization, after which the current training episode is terminated. This is necessary to cope with the limits of numerical accuracy during the training. The second branch in (31) gives a positive reward to end the training with a stabilizing controller. Note that it is not possible to check if a given controller stabilizes the underlying system without system identification; cf. [51, 53]. We therefore fall back to a heuristic and check if the states of three consecutive time steps are close to 0 and then return a positive reward that outweighs the previously accumulated negative rewards to end the training. The training itself is performed using discrete-time simulations of the linear models over the same time period as considered for the test simulations and starting at normally distributed, scaled random initial conditions. We have set a maximum of 1 000 training episodes. More details about the setup can be found in the supplementary material [52].

5.2 Experiments with linear systems

In this section, we consider two examples with linear dynamics such that no additional linearization or data shift in the sense of (20) and (21) is necessary.

5.2.1 Disturbed heat flow

Consider a two-dimensional heat flow describing the heating process in a rectangular domain affected by disturbances. We use model HF2D5 introduced in [23] to describe the underlying system. The model is continuous in time with $N = 4489$ states and $p = 2$ inputs. A discrete-time version of the model is obtained with the implicit Euler discretization with sampling time $\tau = 0.1$. Both, the continuous- and discrete-time models have a single unstable eigenvalue, $r = 1$, which excites the unstable system dynamics. To learn a basis of the unstable dynamics, we use 25 gradient samples in the discrete-time case. For the continuous-time system, we use the approach described in Section 4.1 with a shift in the right open half-plane and GMRES for solving (28) without a preconditioner. We need 469 samples of the gradient to estimate the left eigenbasis. Due to the homogeneous initial conditions, context-aware controller inference (Algorithm 1) needs $T = r + 1 = 2$ samples to derive a controller.

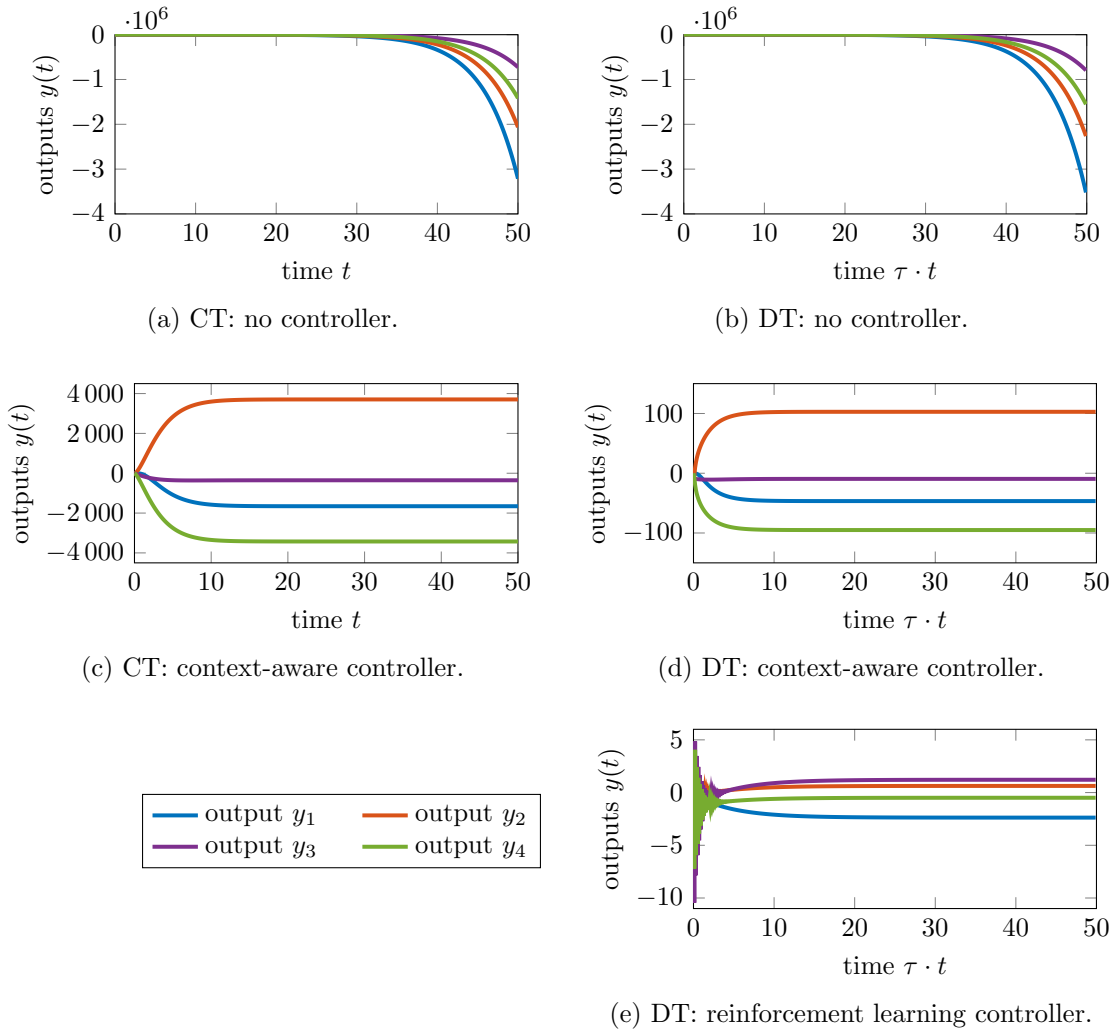


Figure 2: Heat flow: The proposed context-aware controller inference stabilizes the system in continuous and discrete time. By using $750\times$ more samples than context-aware controller inference, DDPG (reinforcement learning) also stabilizes the system, but it is more aggressive and leads to high-frequency oscillations at the beginning of the time interval.

Four output measurements of the system are shown in Figure 2. Context-aware controller inference smoothly stabilize the dynamics in the discrete- and continuous-time case. As comparison, we train a controller via reinforcement learning using DDPG for the discrete-time case. The training performance is shown in Figure 3a. Reinforcement learning needs 20 365 state observations in 77 episodes to learn a controller that satisfies the stabilization test. Note that the implemented test does not yield a guarantee for the constructed controller to be stabilizing, which is in contrast to our proposed method that yields a stabilization guarantee. The number of state observations needed by DDPG is nearly 5 times the state-space dimension of the model of the system as well as 750 times the number of observations needed by context-aware controller inference, including the estimation of the eigenbasis. This can be seen in Figure 3b that shows the reward (31) of context-aware controller. The DDPG-learned controller also stabilizes the test simulation as shown in Figure 2e. But it performs more aggressively than the context-aware con-

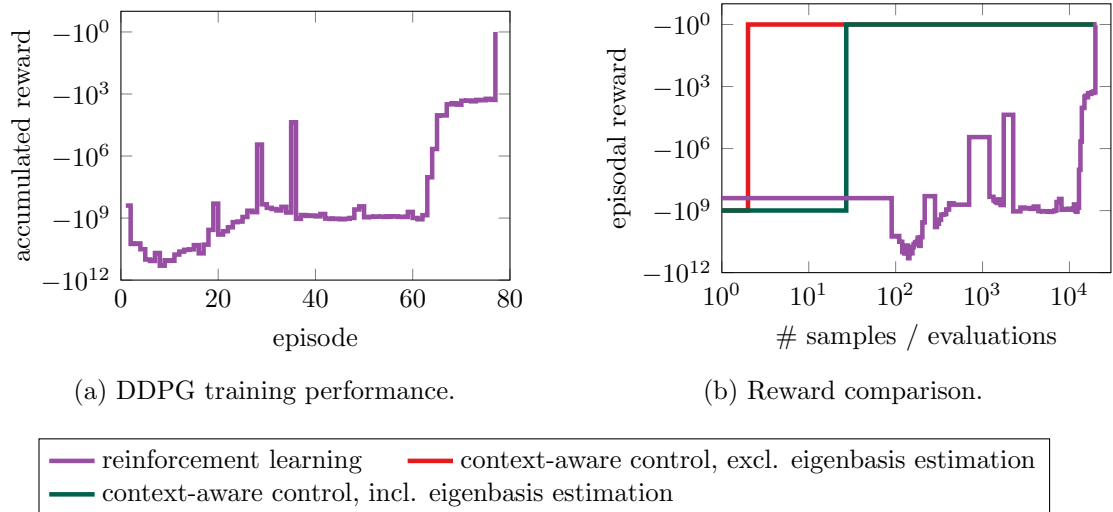


Figure 3: Heat flow: DDPG takes 77 episodes to learn a controller that satisfies the stabilization test. This corresponds to $10^4 \times$ more state observations than context-aware controller inference if an estimate of the basis of the unstable dynamics is available a priori and $750 \times$ more observations if a basis has to be estimated.

trollers in Figures 2c and 2d, which leads to an overshooting of the trajectories resulting in high-frequency oscillations at the beginning of the time interval.

5.2.2 Brazilian interconnected power system

We now consider a system that describes the Brazilian interconnected power system under heavy load condition. A sketch is shown in Figure 4a. The network consists of generators and power plants, consumer clusters and industrial loads, and transmission lines, and its internal energy is controlled by reference voltage excitation; see, e.g., [13, 26]. Instabilities in the system occur by deviations from the considered heavy load condition, e.g., by disturbances, and result in an increase of the internal network energy, leading to shorts and blackouts. We consider here the `bips98.606` example from [9]. The model has $N = 7135$ states, described by ordinary differential equations and algebraic constraints, and $p = 4$ inputs. Due to the algebraic constraints, we only consider the discrete-time case, which is obtained with implicit Euler and sampling time $\tau = 0.1$. The model has $r = 1$ unstable eigenvalues, for which we learn the corresponding left eigenvector as basis of the unstable dynamics from 180 gradient samples.

Trajectories of three output measurements up to time 100 are shown in Figure 4b. The first two outputs represent the voltage at two locations in the network. Those two outputs do not yet indicate an instability. However, the average of the total network energy, which is given by the third output, increases rapidly over time in Figure 4b and so indicates the accumulation of internal energy. From only $T = 2$ data samples of the system, we construct a stabilizing controller via context-aware inference. Outputs of the system with the inferred controller are shown in Figure 4c and demonstrate that the controlled system dampens the internal energy (output y_3).

We also attempted to stabilize the system with DDPG. However, even after manual parameter tuning and 1000 episodes, we only obtained controllers that destabilized the system. The destabilization with the DDPG happened so quickly that typically only 2–5 time steps per episode were sampled, which shows that sampling data of unstable systems

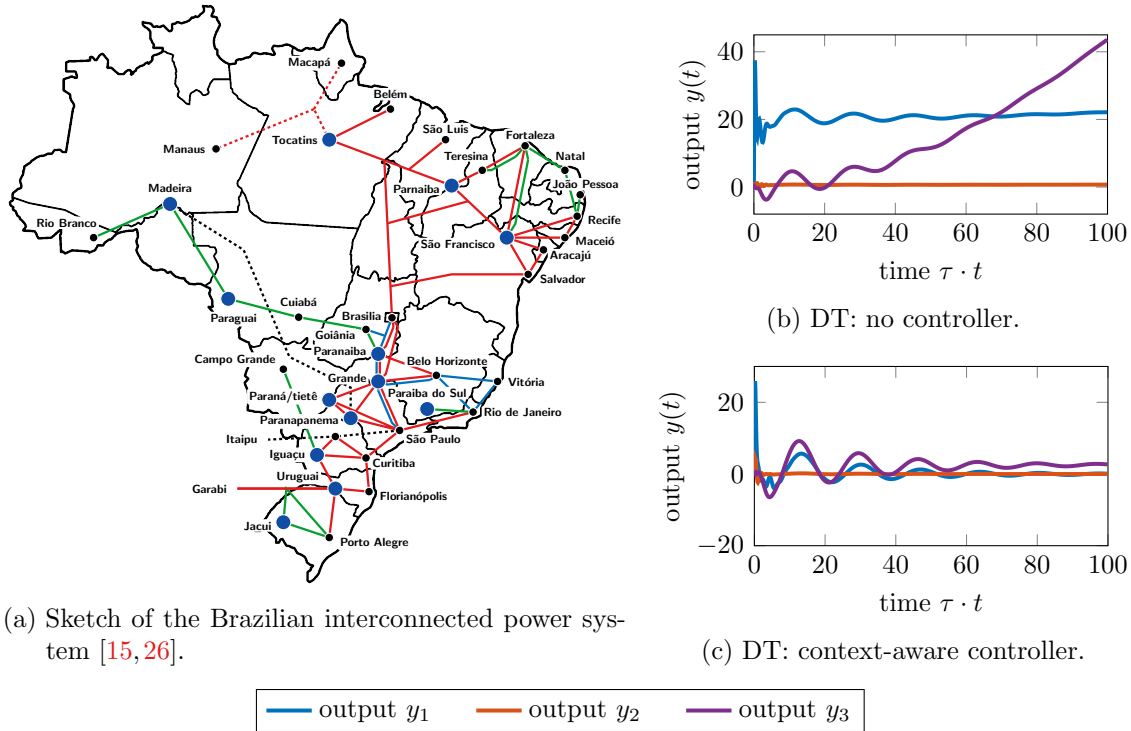


Figure 4: Power system: The growth of output y_3 indicates an instability of the system. The proposed context-aware controller inference approach stabilizes the system leading to convergence of y_3 to 0. Only two state observations are necessary to infer a controller if a basis of the unstable dynamics is available.

is challenging because after only a short time the instability leads to uninformative data collection. The training performance of DDPG is compared to controller inference in Figure 5.

5.3 Experiments with nonlinear system dynamics

5.3.1 Tubular reactor

We consider a tubular reactor as shown in Figure 6 and described in [22, 54]. The reaction is given by an Arrhenius term that relates temperature and specimen concentration to describe a single exothermic reaction [21]. The nonlinear model is a one-dimensional discretization of the reaction equations for Figure 6 with $N = 3998$ states and $p = 2$ control inputs. The inputs influence the temperature and specimen concentration at the left end of the tube. Additionally to the continuous-time model, we consider a discrete-time version obtained using implicit Euler for the linear part and explicit Euler for the nonlinear part with the sampling time $\tau = 0.01$.

Simulations without a controller showing the unstable behavior for the first half of the states representing temperature are given in Figures 7a and 7b. The models have $r = 2$ unstable eigenvalues, for which we need 75 and 33 gradient samples to estimate a basis of the unstable dynamics in continuous and discrete time case, respectively. The observations in the continuous-time case include the use of GMRES to solve the occurring shifted systems of linear equations during the eigenvalue computations. Inspired by the reaction-diffusion nature of the problem, we use a shifted matrix resulting from the discretization of a linear diffusion equation as preconditioner. In many cases, with knowledge about the

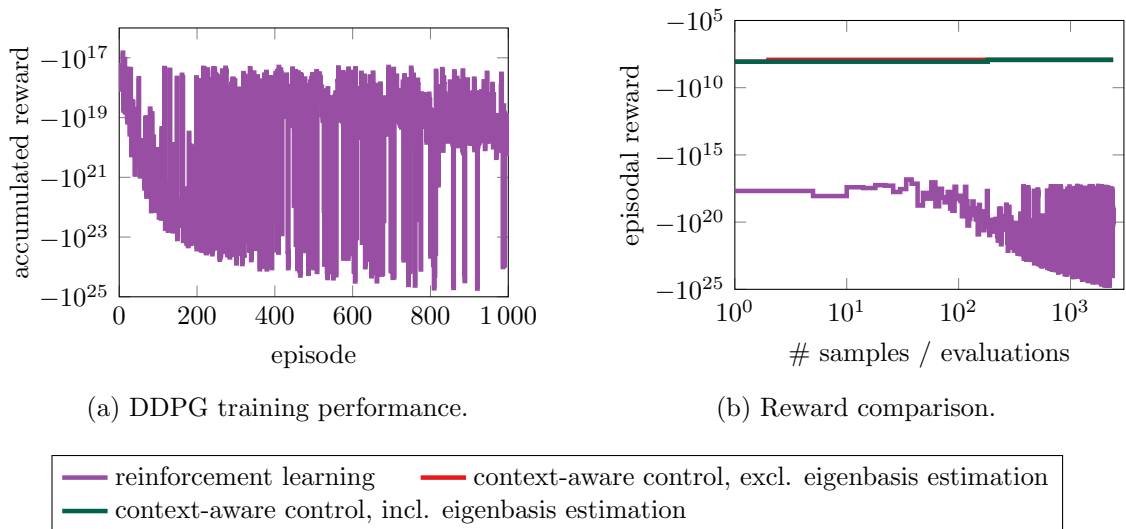


Figure 5: Power system: Reinforcement learning with DDPG runs for 1000 episodes but in each episode at most five time steps can be taken before the system dynamics become too unstable and lead to numerical issues, which ultimately means that no stabilizing controller is found with DDPG. In contrast, context-aware controller inference stabilizes the system after only two state observations if an estimate of a basis of the unstable dynamics is given and 182 samples if additionally the basis has to be estimated.

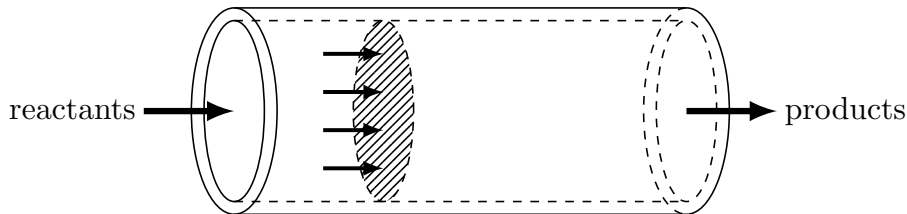


Figure 6: Tubular reactor: Schematic representation of a tubular reactor. Reactants are injected, react inside the reactor, and the products are returned. The control goal is dampening temperature oscillations during the reaction.

underlying application, preconditioners can be designed without system identification [32].

With the learned bases of the unstable dynamics, we use in continuous and discrete time $T = r + 1 = 3$ data samples to design stabilizing controllers. Figures 7c and 7d show the simulations with controllers inferred from data of the models of the linearized systems (“idealized data”). In contrast, Figures 7e and 7f show the results obtained with controllers inferred from data of the original, nonlinear systems, which are sampled close to the steady state of interest.

We also trained a DDPG agent to stabilize the discrete-time system based on evaluations of the corresponding linear models. Even after 1000 episodes, the training did not result in a controller that satisfied the stabilization criterion. The training results are shown in Figure 8a. In fact, the constructed DDPG controllers often destabilize the system in the sense of (31) after 3–4 time steps. In Figure 8b, we compare the two types of constructed controllers in terms of their rewards per data samples. The controller constructed with the proposed method stabilizes the system with fewer samples than what DDPG requires in the first training episode alone.

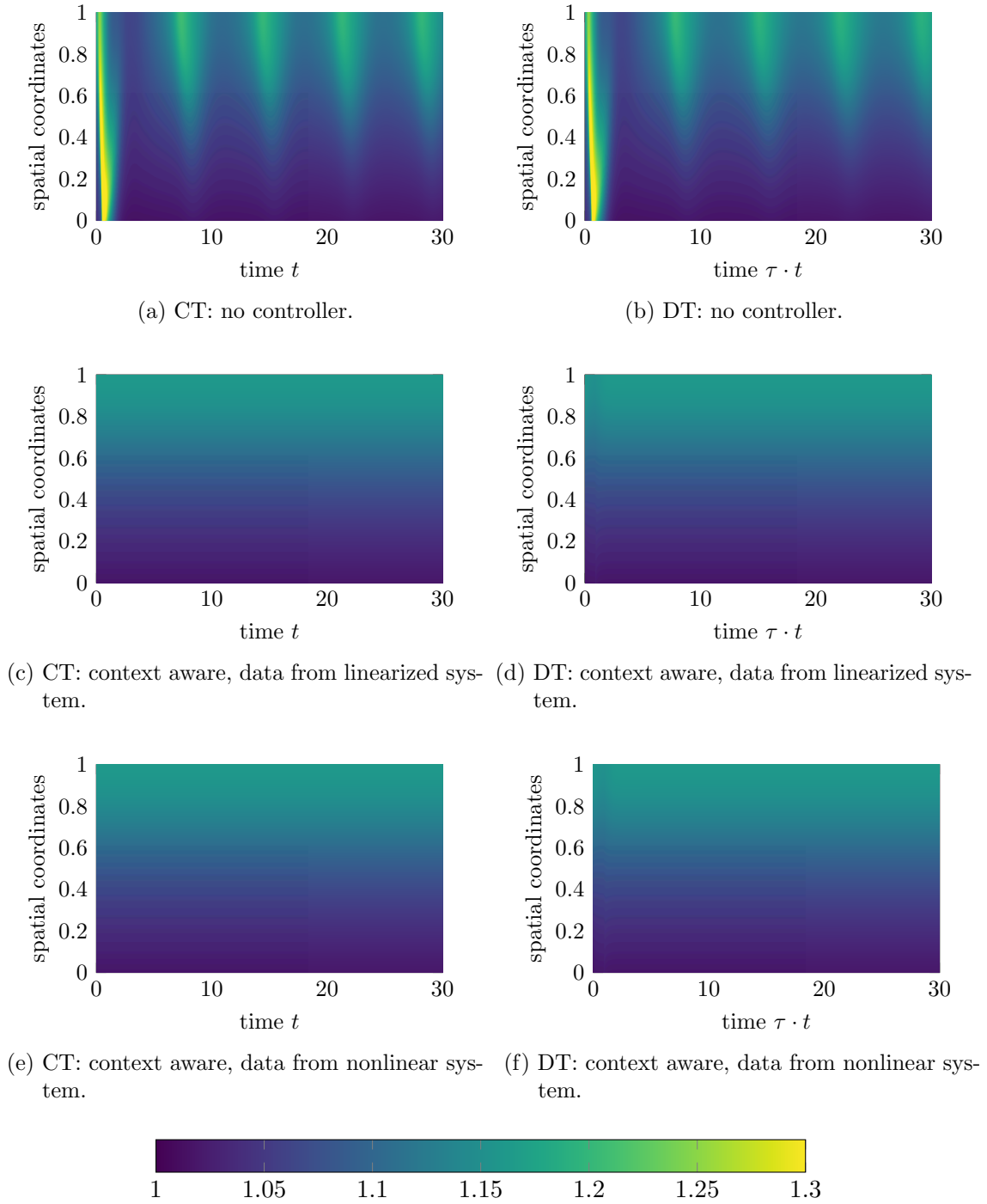


Figure 7: Tubular reactor: The proposed context-aware controller inference stabilizes the system already after observing one order of magnitude fewer states than necessary for stabilizing via the traditional two-step approach. Plots (e) and (f) indicate that the proposed approach also works well on data directly obtained from the nonlinear systems.

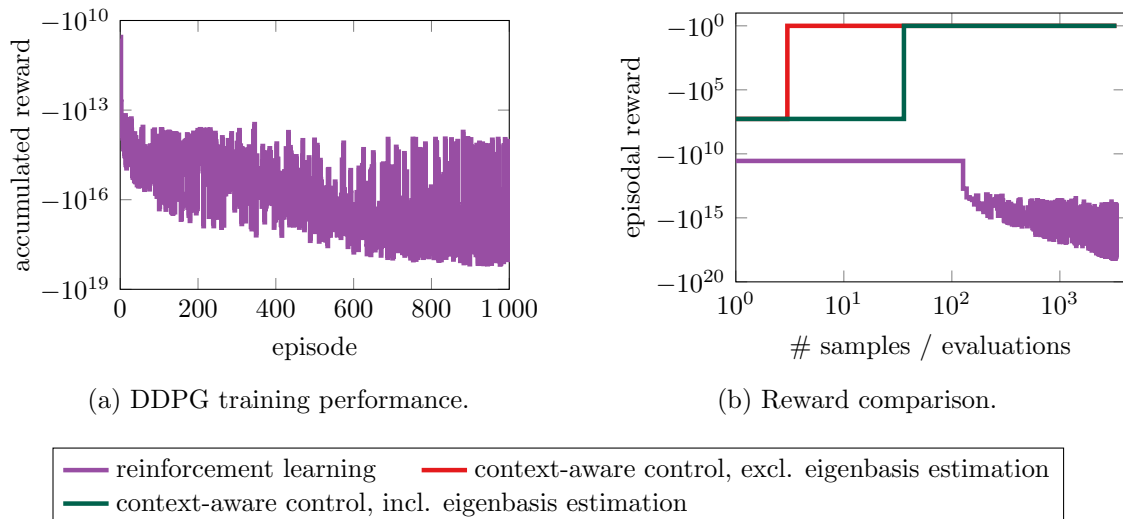


Figure 8: Tubular reactor: Reinforcement learning with DDPG fails to find a stabilizing controller after 1000 episodes in this example. The context-aware approach needs around $95\times$ fewer samples than what DDPG uses in 1000 episodes.

5.3.2 Laminar flow with an obstacle

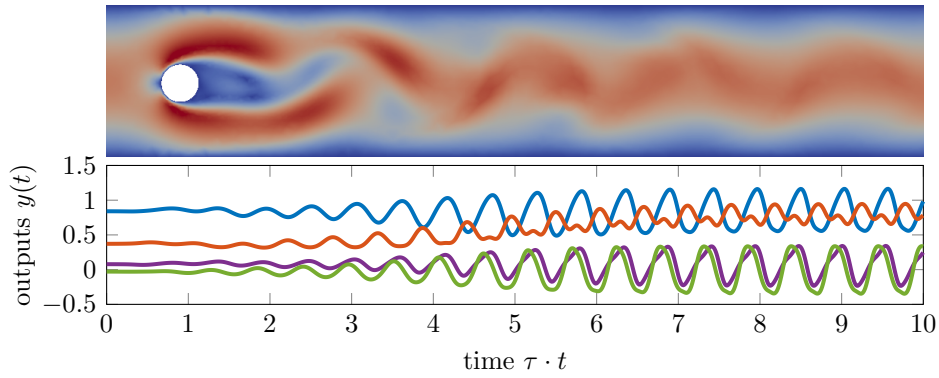
We consider a laminar flow behind an obstacle. The flow changes from its smooth steady state to vortex shedding under arbitrarily small disturbances. Snapshots of the flow velocity at end time are shown in Figure 9. The flow dynamics are described by the Navier-Stokes equations. The model we consider is a system of differential-algebraic equations with $N = 22\,060$ states and $p = 6$ control inputs, which allow to change the flow velocities in a small region right behind the obstacle. The matrices of the continuous-time model can be obtained from [2]. Due to the presence of algebraic constraints in the model, we only consider the discrete-time case, for which we obtain data with implicit Euler for the linear terms and explicit Euler for the quadratic terms with sampling time $\tau = 0.0025$. The model has $r = 2$ excitable unstable eigenvalues.

We need 500 observations of the gradient to learn a basis of the unstable dynamics. Once a basis is obtained, we need $T = r + 2 = 4$ state observations to learn a stabilizing controller with the proposed approach. Figures 9b and 9c show the simulations using controllers based on data from the linearized system and the nonlinear system, respectively. In both cases, the flow is smoothly stabilized towards the steady state.

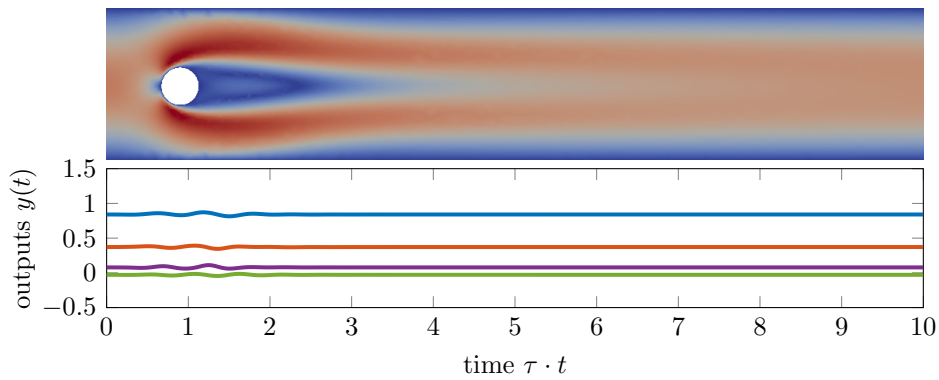
For the DDPG agent, we stopped its training after only 10 episodes due to high computational costs resulting from the expensive evaluation of the linear model. However, 10 episodes are enough to demonstrate the superiority of the proposed method in terms of data requirements as shown in Figure 10. The final DDPG-controller is not stabilizing the system.

6 Conclusions

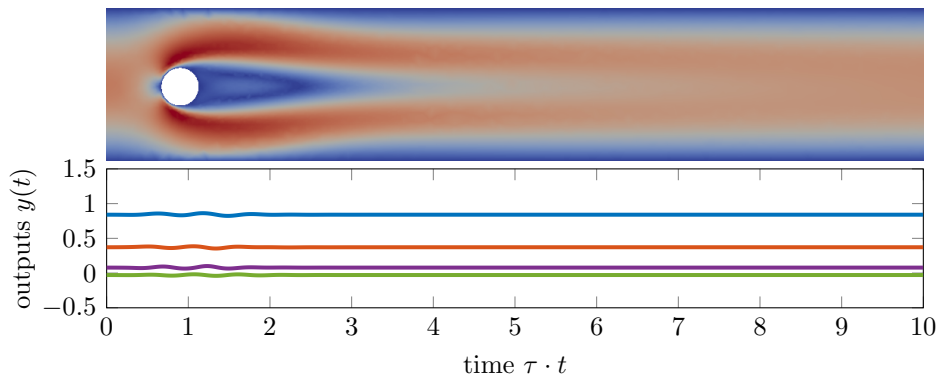
Building on the concept of context-aware learning [33, 53], we have shown that for the task of finding a stabilizing controller, it is sufficient to learn only the unstable dynamics of systems, in contrast to learning models of the complete—stable and unstable—dynamics. By combining the task of stabilization with learning system dynamics in a context-aware fashion, we showed that there exist r states that are sufficient to be observed for finding



(a) DT: no controller.



(b) DT: context-aware controller obtained from data of the linearized system.



(c) DT: context-aware controller obtained from data of the nonlinear system.




Figure 9: Flow behind a cylinder: The proposed context-aware controller inference stabilizes the system with state observations obtained from the linearized and nonlinear systems. The outputs near the disturbance initiating the unstable behavior are less oscillatory in the case of using data from the nonlinear system in this experiment.

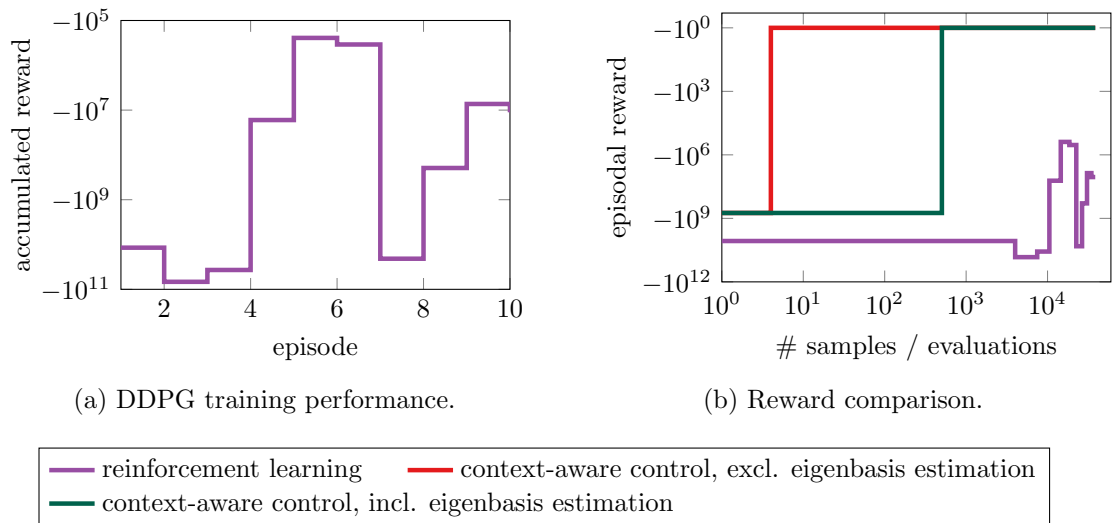


Figure 10: Flow behind a cylinder: We restrict the reinforcement learning to only 10 training episodes because obtaining samples from the linearized model is computationally expensive. The proposed approach requires around $8\times$ fewer data samples than needed in the very first DDPG episode to estimate a basis of the unstable dynamics and to infer a stabilizing controller in this example.

a guaranteed stabilizing controller, where r is the dimension of the space that spans the unstable dynamics. The dimension r is typically orders of magnitude lower than the dimension of the state space of all dynamics. These findings are leveraged by the proposed computational procedure that estimates bases of spaces of unstable dynamics via samples from gradients and that constructs stabilizing controllers from up to $1000\times$ fewer state observations than traditional data-driven control methods and variants of reinforcement learning. This enables data-driven stabilization in applications with scarce data, such as near rare events and when data generation is expensive. In contrast to the reinforcement learning method used in the numerical comparisons in this work, the proposed context-aware learning method certifies the stabilization of the underlying system by the developed theory such that the proposed context-aware controller inference provides trust for making high-consequence decisions.

Acknowledgments

The authors acknowledge support from the Air Force Office of Scientific Research (AFOSR) award FA9550-21-1-0222 (Dr. Fariba Fahroo). The second author additionally acknowledges support from the National Science Foundation under Grant No. 2012250.

References

- [1] A. C. Antoulas, I. V. Gosea, and A. C. Ionita. Model reduction of bilinear systems in the Loewner framework. *SIAM J. Sci. Comput.*, 38(5):B889–B916, 2016. doi: [10.1137/15M1041432](https://doi.org/10.1137/15M1041432).
- [2] M. Behr, P. Benner, and J. Heiland. Example setups of Navier-Stokes equations with control and observation: Spatial discretization and representation via linear-

- quadratic matrix coefficients. e-print arXiv:1707.08711, arXiv, 2017. Mathematical Software (cs.MS). doi:10.48550/arXiv.1707.08711.
- [3] P. Benner, M. Castillo, and E. S. Quintana-Ortí. Partial stabilization of large-scale discrete-time linear control systems. In T. M. Pinkston, editor, *Proceedings International Conference on Parallel Processing Workshops, 3-7 September 2001, Valencia, Spain*, pages 93–98, 2001. doi:10.1109/ICPPW.2001.951856.
- [4] P. Benner, M. Castillo, E. S. Quintana-Ortí, and V. Hernández. Parallel partial stabilizing algorithms for large linear control systems. *J. Supercomput.*, 15(2):193–206, 2000. doi:10.1023/A:1008108004247.
- [5] J. Bradbury, R. Frostig, P. Hawkins, M. J. Johnson, C. Leary, D. Maclaurin, G. Necula, A. Paszke, J. VanderPlas, S. Wanderman-Milne, and Q. Zhang. JAX: composable transformations of Python+NumPy programs (version 0.3.13), May 2022. URL: <https://github.com/google/jax>.
- [6] S. L. Brunton and J. N. Kutz. *Data-Driven Science and Engineering: Machine Learning, Dynamical Systems, and Control*. Cambridge University Press, Cambridge, 2019. doi:10.1017/9781108380690.
- [7] S. L. Brunton, J. L. Proctor, and J. N. Kutz. Discovering governing equations from data by sparse identification of nonlinear dynamical systems. *Proc. Natl. Acad. Sci. U. S. A.*, 113(15):3932–3937, 2016. doi:10.1073/pnas.1517384113.
- [8] M. C. Campi, A. Lecchini, and S. M. Savaresi. Virtual reference feedback tuning: a direct method for the design of feedback controllers. *Automatica J. IFAC*, 38(8):1337–1346, 2002. doi:10.1016/S0005-1098(02)00032-8.
- [9] Cepel. Power system examples. hosted at MORwiki – Model Order Reduction Wiki, 2008. URL: http://modelreduction.org/index.php/Power_system_examples.
- [10] C. De Persis and P. Tesi. Formulas for data-driven control: Stabilization, optimality, and robustness. *IEEE Trans. Autom. Control*, 65(3):909–924, 2020. doi:10.1109/TAC.2019.2959924.
- [11] P. E. Farrell, D. A. Ham, S. W. Funke, and M. E. Rognes. Automated derivation of the adjoint of high-level transient finite element programs. *SIAM J. Sci. Comput.*, 35(4):C369–C393, 2013. doi:10.1137/120873558.
- [12] M. Fliess and C. Join. Model-free control. *Int. J. Control*, 86(12):2228–2252, 2013. doi:10.1080/00207179.2013.810345.
- [13] F. Freitas, J. Rommes, and N. Martins. Gramian-based reduction method applied to large sparse power system descriptor models. *IEEE Trans. Power Syst.*, 23(3):1258–1270, 2008. doi:10.1109/TPWRS.2008.926693.
- [14] R. Frostig, M. J. Johnson, and C. Leary. Compiling machine learning programs via high-level tracing. In *Machine Learning and Systems (MLSys’18)*, 2018. URL: <https://mlsys.org/Conferences/doc/2018/146.pdf>.
- [15] GENI. Global Energy Network Institute – Linking renewable energy resources around the world. <http://www.geni.org/>, 2017. (last accessed on April 21, 2022).

- [16] G. H. Golub and C. F. Van Loan. *Matrix Computations*. Johns Hopkins Studies in the Mathematical Sciences. Johns Hopkins University Press, Baltimore, fourth edition, 2013.
- [17] I. V. Gosea and A. C. Antoulas. Data-driven model order reduction of quadratic-bilinear systems. *Numer. Linear Algebra Appl.*, 25(6):e2200, 2018. doi:[10.1002/nla.2200](https://doi.org/10.1002/nla.2200).
- [18] M. C. Grant and S. P. Boyd. Graph implementations for nonsmooth convex programs. In V. D. Blondel, S. P. Boyd, and H. Kimura, editors, *Recent Advances in Learning and Control*, volume 371 of *Lect. Notes Control Inf. Sci.*, pages 95–110. Springer, London, 2008. doi:[10.1007/978-1-84800-155-8_7](https://doi.org/10.1007/978-1-84800-155-8_7).
- [19] M. C. Grant and S. P. Boyd. CVX: Matlab software for disciplined convex programming, version 2.2. <http://cvxr.com/cvx>, January 2020.
- [20] C. He and V. Mehrmann. Stabilization of large linear systems. In L. Kulhavá, M. Kárný, and K. Warwick, editors, *Proceedings of the European IEEE Workshop CMP'94, Prague, September 1994*, pages 91–100, 1994.
- [21] R. F. Heinemann and A. B. Poore. Multiplicity, stability, and oscillatory dynamics of the tubular reactor. *Chem. Eng. Sci.*, 36(9):1411–1419, 1981. doi:[10.1016/0009-2509\(81\)80175-3](https://doi.org/10.1016/0009-2509(81)80175-3).
- [22] B. Kramer and K. E. Willcox. Nonlinear model order reduction via lifting transformations and proper orthogonal decomposition. *AIAA J.*, 57(6):2297–2307, 2019. doi:[10.2514/1.J057791](https://doi.org/10.2514/1.J057791).
- [23] F. Leibfritz. *COMPl_eib: CO*nstrained Matrix-optimization *Problem library* – a collection of test examples for nonlinear semidefinite programs, control system design and related problems. Tech.-report, University of Trier, 2004. URL: http://www.friedemann-leibfritz.de/COMPlib_Data/COMPlib_Main_Paper.pdf.
- [24] O. Lequin, M. Gevers, M. Mossberg, E. Bosmans, and L. Triest. Iterative feedback tuning of PID parameters: comparison with classical tuning rules. *Control Eng. Pract.*, 11(9):1023–1033, 2003. doi:[10.1016/S0967-0661\(02\)00303-9](https://doi.org/10.1016/S0967-0661(02)00303-9).
- [25] T. P. Lillicrap, J. J. Hunt, A. Pritzel, N. Heess, T. Erez, Y. Tassa, D. Silver, and D. Wierstra. Continuous control with deep reinforcement learning. e-print 1509.02971, arXiv, 2015. Machine Learning (cs.LG). doi:[10.48550/arXiv.1509.02971](https://doi.org/10.48550/arXiv.1509.02971).
- [26] L. Losekann, G. A. Marrero, F. J. Ramos-Real, and E. L. F. De Almeida. Efficient power generating portfolio in Brazil: Conciliating cost, emissions and risk. *Energy Policy*, 62:301–314, 2013. doi:[10.1016/j.enpol.2013.07.049](https://doi.org/10.1016/j.enpol.2013.07.049).
- [27] A. J. Mayo and A. C. Antoulas. A framework for the solution of the generalized realization problem. *Linear Algebra Appl.*, 425(2–3):634–662, 2007. Special issue in honor of P. A. Fuhrmann, Edited by A. C. Antoulas, U. Helmke, J. Rosenthal, V. Vinnikov, and E. Zerz. doi:[10.1016/j.laa.2007.03.008](https://doi.org/10.1016/j.laa.2007.03.008).
- [28] R. v. Mises and H. Pollaczek-Geiringer. Praktische Verfahren der Gleichungsauflösung. *ZAMM Z. für Angew. Math. Mech.*, 9(2):152–164, 1929. doi:[10.1002/zamm.19290090206](https://doi.org/10.1002/zamm.19290090206).

- [29] S. K. Mitusch, S. W. Funke, and J. S. Dokken. dolfin-adjoint 2018.1: automated adjoints for FEniCS and Firedrake. *J. Open Source Softw.*, 4(38):1292, 2019. doi:[10.21105/joss.01292](https://doi.org/10.21105/joss.01292).
- [30] MOSEK ApS. The MOSEK optimization toolbox for MATLAB manual. Version 9.1.9, November 2019. URL: <https://docs.mosek.com/9.1/toolbox/index.html>.
- [31] H. Nijmeijer and A. Van der Schaft. *Nonlinear Dynamical Control Systems*. Springer, New York, NY, fourth edition, 2016. doi:[0.1007/978-1-4757-2101-0](https://doi.org/10.1007/978-1-4757-2101-0).
- [32] J. W. Pearson and J. Pestana. Preconditioners for Krylov subspace methods: An overview. *GAMM Mitt.*, 43(4):e202000015, 2020. doi:[10.1002/gamm.202000015](https://doi.org/10.1002/gamm.202000015).
- [33] B. Peherstorfer. Multifidelity Monte Carlo estimation with adaptive low-fidelity models. *SIAM/ASA J. Uncertainty Quantification*, 7(2):579–603, 2019. doi:[10.1137/17M1159208](https://doi.org/10.1137/17M1159208).
- [34] B. Peherstorfer. Sampling low-dimensional Markovian dynamics for preasymptotically recovering reduced models from data with operator inference. *SIAM J. Sci. Comput.*, 42(5):A3489–A3515, 2020. doi:[10.1137/19M1292448](https://doi.org/10.1137/19M1292448).
- [35] B. Peherstorfer, S. Gugercin, and K. Willcox. Data-driven reduced model construction with time-domain Loewner models. *SIAM J. Sci. Comput.*, 39(5):A2152–A2178, 2017. doi:[10.1137/16M1094750](https://doi.org/10.1137/16M1094750).
- [36] B. Peherstorfer and K. Willcox. Data-driven operator inference for nonintrusive projection-based model reduction. *Comput. Methods Appl. Mech. Eng.*, 306:196–215, 2016. doi:[10.1016/j.cma.2016.03.025](https://doi.org/10.1016/j.cma.2016.03.025).
- [37] J. C. Perdomo, J. Umenberger, and M. Simchowitz. Stabilizing dynamical systems via policy gradient methods. In M. Ranzato, A. Beygelzimer, Y. Dauphin, P. S. Liang, and J. Wortman Vaughan, editors, *Advances in Neural Information Processing Systems*, volume 34, pages 29274–29286, 2021.
- [38] J. L. Proctor, S. L. Brunton, and J. N. Kutz. Dynamic mode decomposition with control. *SIAM J. Appl. Dyn. Syst.*, 15(1):142–161, 2016. doi:[10.1137/15M1013857](https://doi.org/10.1137/15M1013857).
- [39] A. Ruhe. Rational Krylov sequence methods for eigenvalue computation. *Linear Algebra Appl.*, 58:391–405, 1984. doi:[10.1016/0024-3795\(84\)90221-0](https://doi.org/10.1016/0024-3795(84)90221-0).
- [40] M. G. Safonov and T.-C. Tsao. The unfalsified control concept: A direct path from experiment to controller. In B. A. Francis and A. R. Tannenbaum, editors, *Feedback Control, Nonlinear Systems, and Complexity*, volume 202 of *Lect. Notes Control Inf. Sci.*, pages 196–214. Springer, Berlin, Heidelberg, 1995. doi:[10.1007/BFb0027678](https://doi.org/10.1007/BFb0027678).
- [41] H. Schaeffer, G. Tran, and R. Ward. Extracting sparse high-dimensional dynamics from limited data. *SIAM J. Appl. Math.*, 78(6):3279–3295, 2018. doi:[10.1137/18M116798X](https://doi.org/10.1137/18M116798X).
- [42] P. J. Schmid. Dynamic mode decomposition of numerical and experimental data. *J. Fluid Mech.*, 656:5–28, 2010. doi:[10.1017/S0022112010001217](https://doi.org/10.1017/S0022112010001217).
- [43] P. Schulze and B. Unger. Data-driven interpolation of dynamical systems with delay. *Syst. Control Lett.*, 97:125–131, 2016. doi:[10.1016/j.sysconle.2016.09.007](https://doi.org/10.1016/j.sysconle.2016.09.007).

- [44] P. Schulze, B. Unger, C. Beattie, and S. Gugercin. Data-driven structured realization. *Linear Algebra Appl.*, 537:250–286, 2018. doi:[10.1016/j.laa.2017.09.030](https://doi.org/10.1016/j.laa.2017.09.030).
- [45] D. Silver, G. Lever, N. Heess, T. Degris, D. Wierstra, and M. Riedmiller. Deterministic policy gradient algorithms. *Proceedings of the 31st International Conference on Machine Learning, Beijing, China, 2014. JMLR: W&CP*, 32:I–387–I–395, 2014. URL: <https://hal.inria.fr/hal-00938992>.
- [46] V. Sima. *Algorithms for Linear-Quadratic Optimization*, volume 200 of *Monographs and Textbooks in Pure and Applied Mathematics*. Chapman and Hall/CRC, New York, 1996. doi:[10.1201/9781003067450](https://doi.org/10.1201/9781003067450).
- [47] G. W. Stewart. A Krylov–Schur algorithm for large eigenproblems. *SIAM J. Matrix Anal. Appl.*, 23(3):601–614, 2001. doi:[10.1137/S0895479800371529](https://doi.org/10.1137/S0895479800371529).
- [48] R. Swischuk, B. Kramer, C. Huang, and K. Willcox. Learning physics-based reduced-order models for a single-injector combustion process. *AIAA J.*, 58(6):2658–2672, 2020. doi:[10.2514/1.J058943](https://doi.org/10.2514/1.J058943).
- [49] J. H. Tu, C. W. Rowley, D. M. Luchtenburg, S. L. Brunton, and J. N. Kutz. On dynamic mode decomposition: Theory and applications. *J. Comput. Dyn.*, 1(2):391–421, 2014. doi:[10.3934/jcd.2014.1.391](https://doi.org/10.3934/jcd.2014.1.391).
- [50] P. Van Overschee and B. De Moor. *Subspace Identification for Linear Systems: Theory, Implementation, Applications*. Springer, Boston, MA, 1996. doi:[10.1007/978-1-4613-0465-4](https://doi.org/10.1007/978-1-4613-0465-4).
- [51] H. J. Van Waarde, J. Eising, H. J. Trentelman, and M. K. Camlibel. Data informativity: A new perspective on data-driven analysis and control. *IEEE Trans. Autom. Control*, 65(11):4753–4768, 2020. doi:[10.1109/TAC.2020.2966717](https://doi.org/10.1109/TAC.2020.2966717).
- [52] S. W. R. Werner. Code, data and results for numerical experiments in “Context-aware controller inference for stabilizing dynamical systems from scarce data” (version 1.0), July 2022. doi:[10.5281/zenodo.6567552](https://doi.org/10.5281/zenodo.6567552).
- [53] S. W. R. Werner and B. Peherstorfer. On the sample complexity of stabilizing linear dynamical systems from data. e-print 2203.00474, arXiv, 2022. Optimization and Control (math.OC). doi:[10.48550/arXiv.2203.00474](https://doi.org/10.48550/arXiv.2203.00474).
- [54] Y. B. Zhou. *Model Reduction for Nonlinear Dynamical Systems with Parametric Uncertainties*. PhD thesis, Massachusetts Institute of Technology, Cambridge, Massachusetts, USA, 2012. URL: <http://hdl.handle.net/1721.1/77118>.