

Revisiting Parameter Reuse to Overcome Catastrophic Forgetting in Neural Networks

Yuqing Zhao*, Divya Saxena†, Jiannong Cao‡, *Fellow, IEEE*

*csyzhao1@comp.polyu.edu.hk †divsaxen@comp.polyu.edu.hk ‡csjcao@comp.polyu.edu.hk

Department of Computing, The Hong Kong Polytechnic University

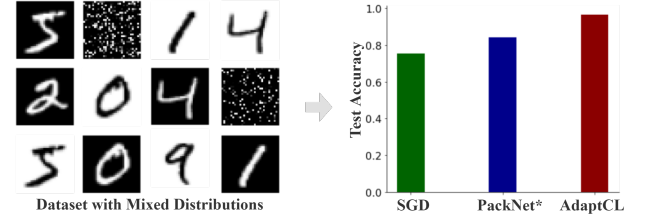
Abstract—Neural networks tend to forget previously learned knowledge when continuously learning on datasets with varying distributions, a phenomenon known as catastrophic forgetting. More significant distribution shifts among datasets lead to more forgetting. Recently, parameter-isolation-based approaches have shown great potential in overcoming forgetting with significant distribution shifts. However, they suffer from poor generalization as they fix the neural path for each dataset during training and require dataset labels during inference. In addition, they do not support backward knowledge transfer as they prioritize past data over future ones. In this paper, we propose a new adaptive learning method, named AdaptCL, that fully reuses and grows on learned parameters to overcome catastrophic forgetting and allows the positive backward transfer without requiring dataset labels. Our proposed technique adaptively grows on the same neural path by allowing optimal reuse of frozen parameters. Besides, it uses parameter-level data-driven pruning to assign equal priority to the data. We conduct extensive experiments on MNIST Variants and DomainNet datasets under different intensities of distribution shifts without requiring dataset labels. Results demonstrate that our proposed method is superior to alternative baselines in minimizing forgetting and enabling positive backward knowledge transfer.

Index Terms—Catastrophic Forgetting, Continual Learning, Distribution Shift, Dynamic Pruning, Parameter Reuse, Adaptive Training

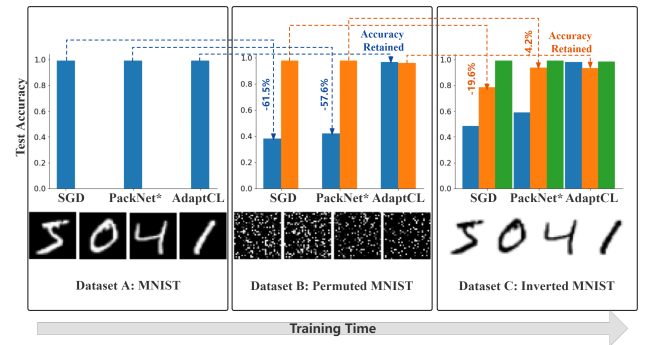
I. INTRODUCTION

CONTINUAL learning aims to train a neural network that learns continuously from a sequence of usually not independent and identically distributed (non-IID) datasets with limited memory while retaining inference accuracy on learned datasets. However, neural networks are prone to catastrophic forgetting when dealing with non-IID data. Adapting to the new environment will cause the neural network to forget old knowledge. When a neural network learns a new data distribution, its parameters used to record the old data distribution are quickly updated and occupied by the new data distribution. In addition, more significant distribution shift leads to more catastrophic forgetting.

Methods to alleviate catastrophic forgetting can be classified into many categories, such as memory-based method[3], [4], [5], [6] that preserve activation of learned data, and penalization method that penalize change of learned knowledge through regularization [7] or modularization[8]. Among these methods, modularity-based parametric isolation method is particularly appealing, which is immune to catastrophic forgetting due to freezing parameters after a task has been learned



(a)



(b)

Fig. 1: Performance of AdaptCL compared with PackNet*[1] and SGD[2] implement in a domain-incremental setting without given dataset labels to infer task masks during test. (a) After training on datasets with different distributions, AdaptCL can generalize to a dataset with mix distributions without requiring data label to indicate which learnt dataset it belongs to, while PackNet*'s performances downgrade without providing data labels. (b) The performance of AdaptCL and baselines trained and evaluated on a sequence of MNIST Variants datasets; Compared with baselines, AdaptCL can retain accuracy with minimal catastrophic forgetting, while PackNet* suffer from forgetting. (Best viewed in color)

[9], [10]. This method shows great potential for overcoming catastrophic forgetting with strong distribution shifts.

However, parameter isolation methods do not support backward transfer of knowledge [10] to improve accuracy of previous task. By fixing different neural pathways for different datasets during training, they prioritized past data over future data, allowing knowledge to transfer forward only. In addition, parameter isolation methods are only considered

[11] applicable in the task-incremental settings where the task or dataset label is given during inference but fail in domain incremental setting where task or dataset label is unknown during inference. Because the parametric isolation method mainly uses modularization or factorization, both are not generalized enough by creating different neural paths for different tasks, therefore during inference, task or dataset label is needed to indicate which neural path to perform. Moreover, many parameter isolation methods such as PackNet [12] and PNN [8] give the same isolation ratio for each dataset. However, according to the topology of nodes and connections in neural networks, multiple nodes are needed to obtain multiple connections initially, while only a few nodes are required to obtain the same amount connections when learning subsequent datasets. Also, training from scratch is harder than domain adaptation since a neural network needs to map from an initialized stage of uniform distribution to a target domain from. Therefore, it is not appropriate to assign the same ratio of parameters for different datasets. In the case of uncertainty about how many parameters a dataset needs to fit, a model either does not fully utilize the network’s capacity by manually determining the percentage of penalization or over-prune and damages the model performance.

We draw inspiration from the adaptive nervous system, a complex neural network that dynamically prunes redundant synapses [13], [14] and reuse neural circuits for different tasks without losing original functions during development [15], and propose Adaptive Continual Learning (AdaptCL). According to the neural reuse principle [15], a neural circuit can continue to obtain new uses after establishing an initial or original function. acquisition of a new use does not need to involve special circumstances, such as injury or loss of established function; Obtaining a new use does not require a change in circuit structure, it may only involve establishing a functional connection with a new neural partner.

Different from existing parameter isolation methods (Figure 2), AdaptCL is a new direction that minimizes catastrophic forgetting without requiring dataset labels and allows the positive backward transfer. Inspired by [16], AdaptCL adaptively renews on the same neural path with fine-grained data-driven pruning to handle data priority equally instead of prioritizing past data. Moreover, it generalizes the model by allowing optimal reuse of frozen parameters.

We summarize our major contributions as follows.

- We propose AdaptCL, a new direction that fully reuses and grows on learned parameters to overcome catastrophic forgetting and allows the positive backward transfer without requiring dataset labels.
- Our proposed technique first uses parameter-level data-driven pruning to give data equal priority. Besides, it adaptively grows on the same neural path by allowing optimal reuse of frozen parameters.
- We evaluate the AdaptCL on several datasets under different intensities of distribution shifts in challenging domain-incremental settings, and our method significantly outperforms the competing alternatives in overcoming forgetting and enabling positive backward knowledge transfer.

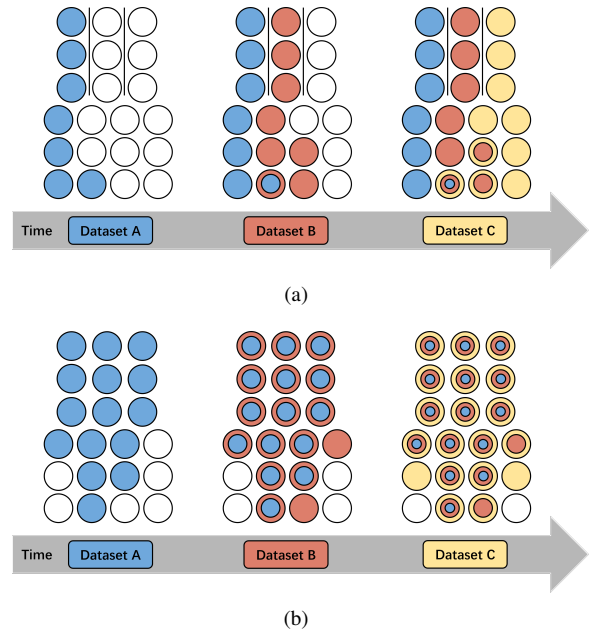


Fig. 2: AdaptCL compared with traditional parameter isolation methods (a) traditional parameter isolation methods that separate task-specific parameters to create different neural paths during training, and need to store corresponding task masks for inference, thus requiring task labels. During the test, parameters unrelated to the current task will be isolated by the mask, so the traditional parameter isolation methods also block positive backward knowledge transfer, but support forward knowledge transfer by allowing the reuse of some learned parameters. (b) Instead of fixing different paths for different datasets, AdaptCL fully reuses and grows on learned frozen parameters, and does not store masks during inference, supporting both forward and backward transfer of knowledge.

II. RELATED WORK

Penalization method is a common way to overcome catastrophic forgetting by penalizing change of learned knowledge. For some soft penalization methods, change in important parameters or descent of gradient is controlled and reduced with penalizations if it causes a performance downgrade on prior tasks to suppress the forgetting of learned knowledge. For instance, inspired by Bayesian Learning, in elastic weight consolidation (EWC) [7] the change of important parameters is preserved in terms of the Fisher information matrix. P&C [10] compress learned knowledge and distill it into knowledge base, and preserve knowledge with EWC, while using active column to progress new data. Using a Bayesian NN, CBLN [17] preserves distinctive parameters for different datasets for retaining performance. Similarly, [4] introduced developmental memory (DM) into a CNN, continually growing sub-memory networks to preserve important features of learned tasks while allowing faster learning. Each sub-memory can store task-specific knowledge by using a memory loss function and preserve it during continual adaptations. HAT [18] learns an attention mask over important parameters. By aligning local representations, P-TNCN [19] replaces the back-propagation

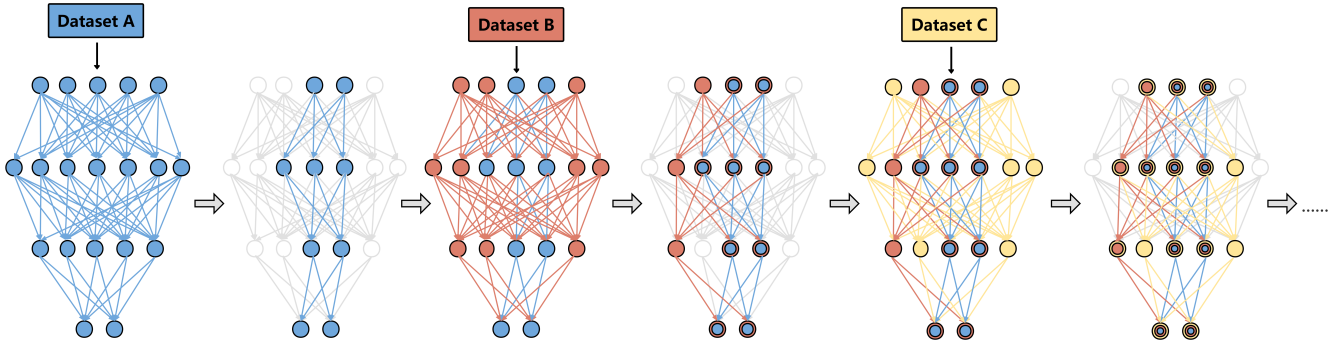


Fig. 3: The Adaptive Continual Learning (AdaptCL) training flow that first uses fine-grained data-driven pruning to adaptively handle data priority, and then progressively renews on the same neural path by forcing optimal reuse of frozen parameters. (Best viewed in color)

method that descent steepest, punishing parameter updates to a more generalized result, therefore mitigating catastrophic forgetting.

To balance between knowledge transfer and catastrophic forgetting, CLAW [20] adaptively identify which parts of the network to share in a data driven way, and use trainable mask to flexible decide the shared part to adapt or task-specific part to preserve.

Similar to our method, SpaceNet [21] also uses parameter freezing with dynamic sparse training to alleviate forgetting in a fixed network without requiring task label. However, they share un-important parameters to be changed by new tasks, which cannot overcome catastrophic forgetting with significant distribution shift. Second, compared with our method, their dynamic sparse training is not data-driven, and coarser grained, which cannot well adapt to the datasets.

The above methods can make trade-off between knowledge transfer and catastrophic forgetting, but they are often inadequate when facing strong distribution shifts by sharing learned parameters to be changed and adapted to new data. As the experiments of [22] shows, relearning the parameters will perform worse than learning without any network sharing.

A. Parameter-isolation based approaches

Parameter isolation is a class of hard penalization methods that is immune to catastrophic forgetting by completely freezing learned parameters. Existing parameter isolation methods either separately model each task with modularization or rigidly factorize the architecture into shared and task-specific parts.

For instance, Progressive Neural Nets (PNNs) [8] statically grow the architecture with equal size modules while allowing forward knowledge transfer through connections between them. Reinforced Continual Learning RCL [23] adaptively expands each layer using reinforcement learning, allow sharing parameter. Due to separation, task label is needed as input to indicate the parameters to use during inference.

PathNet [12] propose a giant modularized neural network that has many possible paths from input to output. The network can choose which path to use with given task or dataset label.

Similarly, RPS-Net [24] modularizes the network into different paths, and progressively chooses optimal paths for the new tasks. It combines a distillation loss for regularization and retrospection replay to further reduce forgetting. CAT [25] mask used parameters and block gradients flow through used units for dissimilar tasks. Task mask is stored according to task ID or label, and need to be kept during test.

Deep Adaptation Modules (DAM) [26] assign learning of each domain to a fraction of the network, each fraction has the same percentage, typically 13CLNP [27] and PackNet [1] use pruning to compromise between model sparsity and performance. PackNet prune the parameters according to certain percentage of the number of parameters, while the CLNP prune the parameters according to certain percentage of parameters' highest value. After pruning, the learned parameters are frozen and isolated while using new fractions for learning new task, therefore not supporting backward knowledge transfer. During inference, task masks are kept for selecting parameters according to given task labels.

By freezing and separating the learned parameters, parameter isolation methods are proved [9], [8] to be more forgetting-free and can achieve the highest overall performance compared with other famous CL methods like iCaRL [28], GEM [5], HAT [18], MAS [29], replay methods with partial memory like GEM [5], EWC [7], and LwF [30], etc.

Nevertheless, it has room for improvement. First, parameter isolation methods are considered [11], [8] can only be applied in the task-incremental settings where the task ID is given during inference but fail in domain incremental settings where what dataset the model performs on is unknown during inference, which is due to improper isolation methods. Modularization and factorization create different paths in the parameters for different datasets or tasks, and therefore during inference, the neural network cannot determine which module and path should be selected by itself. Second, previous paths and modules are preserved without further modification, preventing backward transfer of knowledge.

Our method creates a new direction. Instead of building or selecting different path and modules, we generalize to new domains by adding a few parameters on the existing path, fully reusing the learned parameters while freezing them to

be unchanged. Our method uses data-driven pruning and developmentally freezing techniques to connect new parameters to existing ones, which can be applied to the more challenging domain incremental setting without given task labels, and can allow positive knowledge transfer both backward and forward.

III. PROBLEM SETTING AND OBJECTIVE

We are given a sequence of non-IID datasets D_1, D_2, \dots, D_n for a fixed classification problem, with strong distribution shifts among datasets. Each dataset consists of a group of labeled data $(X, Y) \in D$, where X and Y are input variables and the corresponding output variables, respectively. A domain-incremental setting requires to optimize:

$$\max_{\theta} E_{t \sim D} [E_{(X, Y) \sim D_t} [\log p_{\theta}(Y|X)]] \quad (1)$$

where θ identifies the parametrization of the network. Such a maximization problem is subject to the continual learning constraints: when accessing the current dataset D at time t , it is impractical or impossible to access any previous or future dataset. We aim to train a neural network with fixed memory and compute to learn continuously from a sequence of datasets while retaining inference accuracy on learned datasets.

Here, the lack of task labeling prevents any form of task-aware reasoning in the model. This setup requires merging the output units into a single-headed classifier, where data from different domains compete, often leading to more severe forgetting [11].

IV. ADAPTIVE CONTINUAL LEARNING

Adaptive Continual Learning (AdaptCL) consists of dynamic pruning and adaptive training. AdaptCL (Figure 3) adaptively handle data priority through fine-grained data-driven pruning. Moreover, through adaptive training, it generalizes the model by allowing optimal reuse of frozen parameters.

A. Dynamic pruning

The aim of dynamic pruning here is to find the optimal mask for penalization. Dynamic pruning can strike a balance between network accuracy and sparsity. It can find the optimal sparse network structure by using a pruning method, creating free parameters for learning new datasets with knowledge transfer without increasing additional network capacity and ensuring network inference performance.

A neural network consists of a set of parameters $\{W_i : 1 \leq i \leq C\}$, where W_i denotes the parameter matrix at layer i and C denotes the number of layers in this network. For each fully connected layer, the corresponding parameter is $W_i \in R^{c_o \times c_i}$, where c_o is the output dimension and c_i is the input dimension. For each convolutional layer, there exists a convolution kernel $K_i \in R^{c_o \times c_i \times w \times h}$, where c_o is the number of output channels, c_i is the number of input channels, w and h are the kernel sizes.

Pruning is the process of applying a binary mask M^p to each parameter W . After pruning, the values of unimportant parameters become 0, and so do their gradients. This binary

parameter mask M^p preserves the information about the sparse structure, and will be further used to determine the penalization mask.

During training on one dataset, we separate important and unimportant parameters by learning a threshold for each fully connected and convolutional neural network layer. This threshold is a trainable parameter that is updated along with the backpropagation of the neural network to achieve a stepwise update. For each parameter matrix W , the trainable pruning threshold vector t is defined. Then we utilize a unit step function $S(x)$ to obtain the masks according to the magnitude of parameters and corresponding threshold values, as equation 3.

$$S(x) = \begin{cases} 0, & x < 0 \\ 1, & x \geq 0 \end{cases} \quad (2)$$

$$M^p_{ij} = S(|W_{ij} - t_i|), \quad 1 \leq i \leq c_o, 1 \leq j \leq c_i \quad (3)$$

The corresponding element in pruning mask M^p_{ij} will be set to 0 if W_{ij} needs to be pruned.

For fully connected and recurrent layers, instead of the dense parameter W , the sparse product $W \circ M^p$ will be used in the batched matrix multiplication, where \circ denotes Hadamard product operator. For convolutional layers, each convolution kernel is flattened to get W , therefore can be obtained by the similar process as fully connected layers.

Therefore, the pruned (masked) weights, the unpruned (unmasked) weights and the elements in the threshold vector can all be updated via back-propagation at each training step.

In order to make the binary step function $S(x)$ in threshold vector t trainable via back-propagation, a derivative estimation is needed. A long-tailed higher-order estimator $H(x)$ proposed by [31] is adopted for a balance of tight approximation and smooth back-propagation.

$$\frac{d}{dx} S(x) \approx H(x) = \begin{cases} 2 - 4|x| & -0.4, \leq x \leq 0.4 \\ 0.4, & 0.4 < |x| \leq 1 \\ 0, & otherwise \end{cases} \quad (4)$$

To get the pruning masks M^p with high sparsity, higher pruning thresholds are needed. To achieve this, we add a sparse regularization term L_s to the training loss that penalizes the low threshold value. For each trainable masked layer with threshold t , the corresponding regularization term is $R = \sum_{i=1}^{c_o} \exp(-t_i)$. Thus, the sparse regularization term L_s for a neural network with C trainable masked layers is:

$$L_s = \sum_{i=1}^C R_i \quad (5)$$

$\exp(-x)$ is used as the regularization function since it is asymptotical to zero as x increases. Consequently, it penalizes low thresholds without encouraging them to become extremely large. Given the training dataset D , a sparse neural network can be trained directly with back-propagation algorithm by

adding the sparse regularization term L_s to the loss function as follows:

$$W^*, t^* = \operatorname{argmin}[L(D; W, t) + \alpha L_s] \quad (6)$$

where $L(\cdot)$ is the loss function, e.g., cross-entropy loss for classification, and α is the scaling coefficient for the sparse regularization term, which can control the percentage of parameters remaining. Therefore, the dynamic pruning can dynamically find the sparse structure that appropriately balances the model sparsity and performance.

B. Adaptive training

In order to overcome the catastrophic forgetting of learned data when learning new data, we also adopt the method of parameter freezing. The difference is that instead of freezing parameters separately for different datasets and using different neural paths during training, we progressively learn upon the frozen parameters and make optimal reuse of the same neural path. At the end of each dataset training, a freeze mask M^f is calculated as the union of the existing pruning mask and the freeze mask of the previous round to freeze the change of learned parameters in the next dataset training.

$$M^f_{ij} = S(|M^f_{ij} + M^p_{ij}|), \quad 1 \leq i \leq c_o, 1 \leq j \leq c_i \quad (7)$$

The corresponding gradient of the parameters in the penalization mask M^f_{ij} will be set to 0 when W_{ij} needs to be frozen.

$$W^*, t^* = \operatorname{argmin}[L(D; W, t) + \alpha L_s] \circ M^f \quad (8)$$

Dynamic pruning is restarted when training on a new dataset. The pruning threshold is re-initialized, and a new dynamic sparse training is restarted. Meanwhile, important frozen parameters will not be updated, and dynamic pruning will only be applied to other free neural network parameters. We did not find it necessary to prune the Batch Normalization layer, and during the adaptive training, the batch normalization parameters (gain, bias, running means, and variances) are frozen.

The training flow of our proposed method is shown in 1. Threshold parameters are initialized at the start of each new round of dataset training. In the process of training, threshold parameters will be calculated and updated with each step of back propagation, so as to update the pruning mask to achieve stepwise dynamic pruning. At the same time, the gradient descent of each step will be frozen by the current freeze mask. At the end of training, the freeze mask is updated again to protect the current parameters for future training.

V. EXPERIMENTS

Following the domain-incremental setups, our method is evaluated on MNIST Variants and DomainNet benchmark datasets. We also take the Food Safety project dataset as a case study. We used LeNet-5 and ResNet-18 as the base networks. To compare our model with other state-of-the-art algorithms, we implemented SGD, EWC, PackNet, and Separated Model Learning (SML).

Algorithm 1 Training Flow of AdaptCL

```

1: Require: weight of parameter  $W$ , threshold vector  $t$  is
   initialized with zero tensor.
2: for dataset  $d = 0, 1, 2, \dots$  do
3:   for layer in model do
4:     Reset threshold  $t \leftarrow 0$ 
5:   end for
6:   for epoch do
7:     for step do
8:       update pruning mask  $M^p_{ij} = S(|W_{ij} - t_i|)$ 
9:       update pruned weight  $W = W \circ M^p$ 
10:      for layer in model do
11:        update the loss  $L(\cdot) = L(D; W, t) + \alpha L_s$ 
12:      end for
13:      if  $d == 0$  then
14:        gradient decent  $W^*, t^* = \operatorname{argmin}L(\cdot)$ 
15:      else
16:        gradient decent with penalization  $W^*, t^* =$ 
            $\operatorname{argmin}L(\cdot) \circ M^f$ 
17:      end if
18:    end for
19:  end for
20:  update freeze mask  $M^f_{ij} = S(|M^f_{ij} + M^p_{ij}|)$ 
21: end for

```

A. Datasets

To evaluate our method, we choose three datasets, MNIST, DomainNet, and FSP. We select three sequences of datasets with strong distribution shifts, with no overlap of data among datasets, and one sequence of datasets with mild distribution shifts, having overlaps of data among datasets.

MNIST Variants To preliminarily verify our model, we select MNIST, Permuted MNIST, Inverted MNIST, and Rotated MNIST datasets to form two sequences with different degrees of distribution shifts in a domain incremental setting. Sequence 1 with strong distribution shift: MNIST, Permuted MNIST, Inverted MNIST, Sequence 2 with mild distribution shifts: MNIST, Permuted MNIST, Rotated MNIST There is no overlap among the MNIST, Permute and Reverse MNIST datasets, but there is some overlap between MNIST and the Rotated MNIST dataset. The amount of data in these datasets is the same.

The datasets each consist of 70,000 images of handwritten digits from 0 to 9 of size 32×32 . In each dataset, 60,000 images are used for training and 10,000 images for the test, as listed in the Table I.

- Permuted MNIST is an MNIST variant that applies a fixed random permutation of the pixels of the MNIST digits. It also includes the same number of images of handwritten digits from 0 to 9 of size 32×32 . The difference between this dataset and the original MNIST is that each of the ten tasks is the multi-class classification of a different random permutation of the input pixels.
- Inverted MNIST is another variant of the MNIST dataset inverting the color of MNIST images from black to white and white to black. Compared with the MNIST dataset,

TABLE I: The number of training dataset and testing dataset sample splits used in the datasets.

	MNIST Variant Datasets				DomainNet Datasets			FSP Datasets	
	MNIST	Permuted MNIST	Inverted MNIST	Rotated MNIST	Sketch	Quickdraw	Clipart	Apple	Bread
Training dataset	60000	60000	60000	60000	4607	2100	1163	55	91
Testing dataset	10000	10000	10000	10000	400	200	100	57	93

Inverted MNIST data has a big difference in distribution, and there is no data overlap between these two datasets.

- Rotated MNIST is also a variant of the MNIST dataset. It rotates MNIST data randomly by 0-45 degrees. Its data distribution has a mild shift compared with the distribution of the MNIST dataset, and there is some overlap of data between the MNIST and the Rotated MNIST, making the two datasets similar to each other.

DomainNet To further validate our approach, we selected DomainNet datasets that are more complex, close to real-life data, with varying amounts of data between domains and stronger distribution shifts among different domains. The DomainNet dataset consists of image data from six distinct domains, each with a different amount of data, including real photos, painting, clipart, infograph, quickdraw, and sketch. There are 48K - 172K images (600K in total) categorized into 345 classes per domain.

Following the domain-incremental setting, 10 categories are selected from the Sketch, Quickdraw, and Clipart domains as datasets to form a sequence with the number of data as shown in the Table I.

Food Safety The Food Safety Project (FSP) was used as a real-life application case to verify our solution. The Food Safety Project dataset consists of Apple and Bread images with their freshness score (labels). The freshness grading is scaled from 0 to 4, 0 indicating total corruption and 4 for total freshness. The apple dataset contains 57 total apple images, while the bread dataset contains 93 total bread images. Due to the small amount of data, we compromised some overlaps when dividing the training and test datasets, as shown in the Table I.

B. Networks used

We apply the methodology to both a simple LeNet-5 and a more complex ResNet-18 architecture for the experiments. LeNet-5 61,706 parameters Params size (MB): 0.24 ResNet-18 11,172,810 parameters Params size (MB): 42.62

LeNet-5, a pioneering 7-level convolutional network that classifies digits, was applied to recognize handwritten numbers on checks (cheques) digitized in 32x32 pixel greyscale input images. The ability to process higher-resolution images requires more convolutional layers, so the availability of computing resources constrains this technique. At the ILSVRC 2015, the so-called Residual Neural Network (ResNet) introduced a novel architecture with "skip connections" and features heavy batch normalization. Such skip connections are also known as gated units or gated recurrent units and are substantially similar to recent successful elements applied in RNNs.

C. Evaluation metrics

For a principled evaluation, we adopt the evaluation metrics from GEM[5]. We consider access to a testing dataset for each of the D domains. After the model finishes learning about the domain t_i , we evaluate its test performance on all T domains. By doing so, we construct the matrix $R \in R^{t \times t}$, where $R_{i,j}$ is the test classification accuracy of the model on the domain t_j after observing the last sample from domain t_i . Letting \bar{t} be the vector of test accuracies for each task at random initialization, then we have:

- Average Accuracy:

$$ACC = \frac{1}{T} \sum_{i=1}^T R_{T,i} \quad (9)$$

- Backward Transfer:

$$BWT = \frac{1}{T-1} \sum_{i=1}^{T-1} (R_{T,i} - R_{i,i}) \quad (10)$$

- Forward Transfer:

$$FWT = \frac{1}{T-1} \sum_{i=2}^{T-1} R_{i-1,i} - \bar{b}_i \quad (11)$$

D. State-of-the-art baselines

To validate the effectiveness of our method in alleviating forgetting and enabling knowledge transfer, we compared our model with state-of-the-art algorithms. We implement all of the following described baselines in the codebase that supports this article to allow for future modification and experimental reproducibility. 1. Separated model learning (SML): Separate models are trained for every task, achieving the highest possible accuracy by dedicating all the network resources to that single dataset. In this case, there is no knowledge transfer or catastrophic forgetting. 2. SGD[2]: A naïve model trained with direct stochastic gradient descent. 3. EWC[7]: A representative model for the regularization method, utilizing the Fisher information matrix as a quadratic penalty. 4. PackNet[1]: This model also uses the pruning technique; it freezes learned parameters and uses free parameters for learning new data.

E. Implementation details

We used Pytorch and Torchvision libraries to implement neural networks. All of the training images were scaled and normalized before training as preprocessing. Identical processes were applied to the test images. The optimizer was stochastic gradient descent (SGD), with a 0.001 learning

rate, 0.9 as the momentum value, and Nesterov Accelerated Gradient for regularization.

To guarantee completely reproducible results, we set seed value as 5 for the random function of Numpy, python Random, Pytorch, Pytorch Cuda, and set Pytorch backends Cudnn benchmark as False, with Deterministic as True, configuring PyTorch to avoid using nondeterministic algorithms for some operations, so that multiple calls to those operations, given the same inputs, will produce the same result. Algorithm 1 shows the learning procedure of AdaptCL. We keep all the settings the same for our method and the baselines.

To implement EWC, the Fisher information matrix was tracked using training data of the previous tasks. Before starting the training, the network copied its weight values and compared them with current weights, considering the Fisher matrix. We used EWC λ as 0.3 and 1.

For PackNet, we implement it in domain-incremental setting, marked as PackNet* in the paper. We train the same epochs as other methods rather than using a pre-trained model. We select 10 epochs of sparse training after pruning, as the setting mentioned in PackNet’s paper. We prune 1/3 of the network for training on each dataset.

For naïve settings with SGD, we simply finetune the network on each new dataset without any network change.

For Separated model learning, we use one network for training on every single dataset and do not finetune it on other datasets.

VI. RESULTS

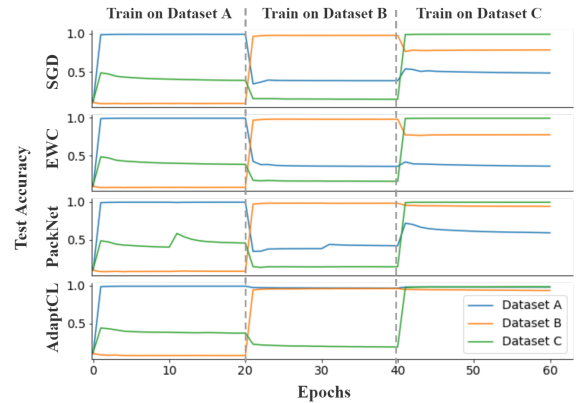
A. MNIST Variants

The performances of our method and other baselines applied to ResNet-18 are summarized in Table II. We report the averaged accuracy ACC, backward BWT, and forward knowledge transfer FWT for MNIST Strong, DomainNet, and FSP datasets sequences. There is no data overlap between the datasets of these sequences, and the distribution shifts among them are strong. AdaptCL significantly outperforms the continual learning baselines in ACC and BWT on all the datasets sequences.

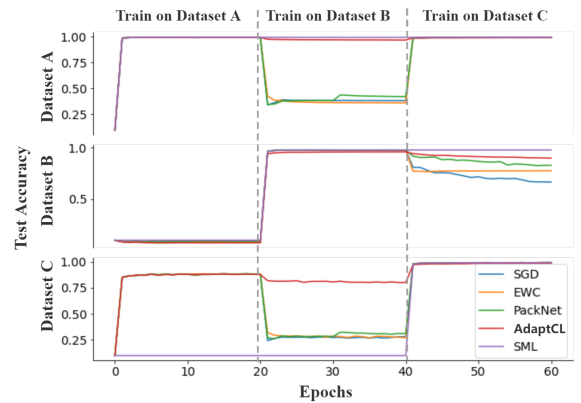
Specifically, for the MNIST sequence with strong distribution shifts, AdaptCL improves the network average accuracy ACC by 28.14% and the ability to alleviate forgetting BWT by 94.50%. It outperforms PackNet* by 15.03% in ACC and 91.30% in BWT. Compared with separated model learning (SML), where separate models are trained for every task, achieving the highest possible accuracies by dedicating all the resources of the network for that single dataset with no catastrophic forgetting, AdaptCL almost matches SML’s ACC, achieving minimal forgetting in the domain incremental setting with strong distribution shifts.

By evaluating MNIST sequences with strong and mild degrees of distribution shifts as shown in Table II, AdaptCL showed the best performance on MNIST sequences with different distribution shifts. AdaptCL has been shown to be a potent inhibitor of catastrophic forgetting, even better under challenging strong distributional shifts.

The results of EWC are not very stable on our datasets and are sometimes lower than SGD, therefore not being compared



(a)



(b)

Fig. 4: Results on MNIST Variants sequences. (a): Training curves for three MNIST Variant datasets with strong distribution shifts A(Blue): MNIST, B(Orange): Permuted MNIST, and C(Blue): Inverted MNIST using plain SGD, EWC, PackNet*, and AdaptCL. Note that AdaptCL can maintain the highest performance on old data with minimal forgetting while retaining the ability to learn new data. (b): Training curves for three MNIST Variant datasets with mild distribution shifts. Dataset A: MNIST, Dataset B: Permuted MNIST, and Dataset C: Rotated MNIST using separated model learning SML(Purple), plain SGD(Blue), EWC(Orange), PackNet*(Green), and AdaptCL(Red). Compared with SML, AdaptCL can increase the accuracy on similar unseen datasets through positive knowledge transfer. Still, AdaptCL retains the best performance compared with other CL methods. (Best viewed in color)

TABLE II: Result on data with different degrees of distribution shifts. Average accuracy ACC (%), backward knowledge transfer BWT (%), and forward knowledge transfer FWT (%) of our method AdaptCL and other baseline methods on different MNIST Variants sequence with mild and strong distribution shifts.

Methods	Mild shifts				Strong shifts			
	ACC	BWT	FWT	Used Params ($\times 10^7$)	ACC	BWT	FWT	Used Params ($\times 10^7$)
SML	98.86	-	-	3.3518	98.89	-	-	3.3518
SGD	88.42	-15.63	7.72	1.1174	75.48	-35.09	0.55	1.1174
EWC($\lambda=0.3$)	86.42	-18.67	8.44	1.1174	71.07	-41.71	1.87	1.1174
EWC($\lambda=1$)	88.89	14.92	8.83	1.1174	75.32	-35.38	0.95	1.1174
PackNet*	93.81	-7.56	10.08	1.1174	84.09	-22.18	0.93	1.1174
AdaptCL	95.85	-3.22	33.89	1.0440	96.72	-1.93	2.30	1.0460

TABLE III: Results using different networks. Average accuracy ACC (%), backward knowledge transfer BWT (%), and forward knowledge transfer FWT (%) of our method AdaptCL and other baseline methods on LeNet-5 and ResNet-18

Methods	LeNet-5				ResNet-18			
	ACC	BWT	FWT	Used Params ($\times 10^4$)	ACC	BWT	FWT	Used Params ($\times 10^7$)
SML	96.77	-	-	18.512	98.89	-	-	3.3518
SGD	47.86	-74.03	4.87	6.1706	75.48	-35.09	0.55	1.1174
EWC($\lambda=0.3$)	9.80	-83.94	0.25	6.1706	71.07	-41.71	1.87	1.1174
PackNet*	53.26	-64.45	-1.83	6.1706	84.09	-22.18	0.93	1.1174
AdaptCL	53.37	-49.07	4.11	6.1620	96.72	-1.93	2.30	1.0460

here. To find out the possible reason, we tested EWC with different hyperparameters ($\lambda = 0.3, \lambda = 1$) and epochs and found that EWC performed better during shorter training periods. For example, in the case of $\lambda = 1$ and 10 epochs of training per dataset, the performance of SGD was 78.88% ACC, -30.02% BWT, and 1.11% FWT, and the performance of EWC was 79.38% ACC, -29.30% BWT and 5.71% FWT. With the increase in epoch training, EWC results were sometimes lower than SGD.

Figure 4(a) shows that training on this sequence of datasets with plain stochastic gradient descent (SGD) incurs catastrophic forgetting, resulting in a performance downgrade by at least 50%. Each dataset is trained for 20 epochs. The top diagram shows performance on the testing sets of three different datasets with no overlaps. At the point at which the training regime switches from training on the first Dataset A to training on the second B, the performance for task A falls rapidly, while for dataset B, it climbs steeply.

EWC was able to slow down the slump in performance initially, but its performance slowly decreased as the new dataset was trained over time. For PackNet*, a static pruning was carried out to cut off 1/3 of the less important parameter values after 10 epochs of training on each dataset and continue training on the sparse network. The green curve shows that pruning during learning on Dataset A improves the accuracy of Dataset C, meaning it facilitates the transfer of knowledge between datasets. PackNet* can inhibit catastrophic forgetting to some extent, but not as much as AdaptCL. AdaptCL hardly forgets, and with just a fixed neural network, AdaptCL can adapt to new datasets and maintain the high performance of old datasets.

In Figure 4(b), refer to the bottom of the chart, in the first 20 epochs, inference accuracies of CL methods on Dataset C

also increase as the datasets A and C have a certain similarity. Compared to separated model learning (SML), other CL methods can enhance model generalization, thus having better accuracy and learning faster on unseen datasets. However, when learning dataset B, where there is a strong shift in distribution, catastrophic forgetting still occurs. Among them, AdaptCL can achieve a minimum of catastrophic forgetting so that the model can maintain high accuracy and generalization ability. From the experiments, we also found that catastrophic forgetting increases sharply at the beginning of new data training and reaches an equilibrium after the accuracy of the new dataset rise to a balance, but still slowly increases with training.

1) *Results using different networks*: AdaptCL can be applied to any neural network with fully connected, recurrent or convolutional layers. As shown in Table III, we also extend these methods to the shallower LeNet-5 to test our model’s utilization advantage of neural network capacity. Catastrophic forgetting has increased significantly under network capacity constraints compared with ResNet-18. The EWC result is deficient because the model collapsed training on the third dataset that exceeded the model’s capacity, which can be referred to in Figure 5. Our model yielded results close to but a little higher than PackNet*. With limited network capacity, our model can still outperform other methods in alleviating catastrophic forgetting.

2) *Assigned ratio*: To verify our intuition, we also validated and visualized the pruning ratio of the model in different datasets. As shown in Figure 6, the allocation ratio of the dataset is greatly influenced by the training sequence. We demonstrate that it is possible to fit the new dataset without sacrificing the accuracy of the old dataset by adding only a few parameters, even though there are significant differences

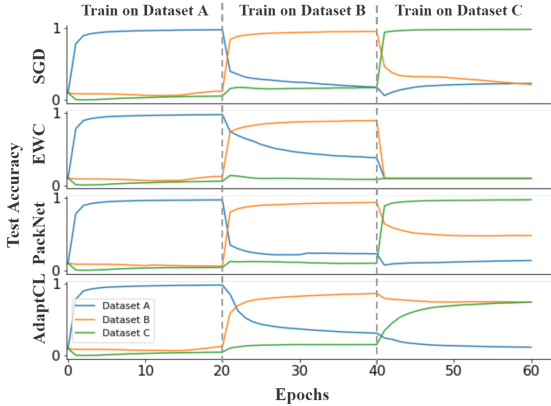


Fig. 5: Result of EWC with LeNet-5 trained on MNIST strong distribution shift sequence. Due to the shallow network structure, the model collapse starting from epoch 40, and the accuracy of all datasets drops to 9.8%. This is a limitation of the penalty strategy, i.e., the scalability of the model is limited by network capacity. (Best viewed in color)

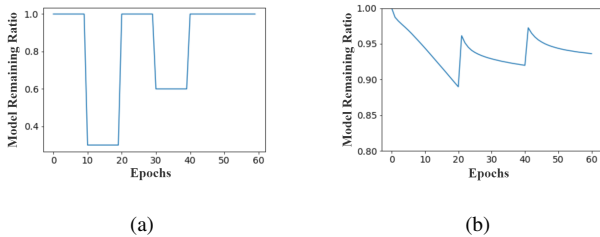


Fig. 6: Comparison of model keep ratio (1- pruning ratio) between (a) PackNet* model and (b) our model. The diagrams present the change of model remaining ratios during the whole training process (60 epochs). PackNet* manually assigns the same ratio to each dataset. Our model adaptively assigns corresponding ratio to learning incremental datasets in a data-driven way. It assigns a very high proportion of parameters to learning the first dataset from scratch, and only a small proportion of parameters to generalize existing parameters to the subsequent dataset domains.

in the data distribution between the old and the new dataset. Therefore, it is not reasonable to simply assign the same parameter ratio to the datasets manually.

B. DomainNet

For DomainNet sequence, AdaptCL improves the network performance by 36.51% in average accuracy and 66.32% in backward transfer as in Table IV. It beats the PackNet* by 27.81% in ACC and 61.51% in BWT. It still has some gaps in ACC compared with SML, as DomainNet data is more complex and requires more model capacity. The distribution shifts are also stronger.

TABLE IV: Average accuracy ACC (%), backward knowledge transfer BWT (%), and forward knowledge transfer FWT (%) of our method AdaptCL and other baseline methods applied on ResNet-18 evaluated on DomainNet.

DomainNet				
Methods	ACC	BWT	FWT	Used Params ($\times 10^7$)
SML	57.75	-	-	3.3518
SGD	36.75	-36.00	9.25	1.1174
EWC	37.17	-36.62	7.75	1.1174
($\lambda=0.3$)				
EWC ($\lambda=1$)	37.75	-37.25	7.50	1.1174
PackNet*	39.25	-31.50	4.75	1.1174
AdaptCL	50.17	-12.13	6.00	1.0463
(ours)				

C. Food Safety

As shown in Table V, when evaluated on the FSP dataset, AdaptCL even produced a rare positive backward knowledge transfer of **1.08%**, meaning the positive consequence of inductive knowledge transfer is more significant than catastrophic forgetting. This phenomenon is partly due to the small number of datasets, especially the new dataset. Since the first dataset is small, the model is not fully trained, and easy to overfit; the new dataset can make the network more robust to have higher accuracy during inference on the test dataset. Our model outperforms PackNet*'s ACC by 11.20% and is superior to using a separated model for learning (SML) on the FSP sequence. This shows that our model can be more advantageous when encountering continuous smaller datasets.

1) *Effect of training orders*: To investigate the effect of training orders, we experimented on dataset sequences with different training orders. We found that AdaptCL achieves the best results in both forward and reverse training order, as shown in Table V. Compared with the baseline methods, the final average accuracy ACC of our method is not affected by the training sequence, while the final accuracy of SGD and EWC is heavily affected by the training sequence.

D. Ablation study

To inspect the reuse of parameters of AdaptCL, we visualized the pattern of parameter execution during training and the proportion of each layer of neural network occupied progressively by different datasets. Figure 7(a) shows the pattern of parametric ignition of the first Conv2d layer (flattened) on the MNIST Variants. Figure 7 (b) shows the proportion of parameters occupied during adaptive training in each convolution and full connection layer of ResNet-18. We can see that the parameters that were activated in the past task remain unchanged in the new task training, while some parameters that were not used earlier (black) are activated when learning the new dataset, thus generalizing the whole neural network layer.

Figure 8(a) shows the epoch-wise accuracy changes of sparse network compared with dynamic pruning and dense network without pruning, and the corresponding model remaining ratio of dynamic pruning during training. Figure

TABLE V: Effect of training order. Average accuracy ACC (%), backward knowledge transfer BWT (%), and forward knowledge transfer FWT (%) of our method AdaptCL and other baseline methods on FSP datasets with different training orders.

Methods	Bread \rightarrow Apple				Apple \rightarrow Bread			
	ACC	BWT	FWT	Used Params ($\times 10^7$)	ACC	BWT	FWT	Used Params ($\times 10^7$)
SML	98.92	-	-	3.3518	98.92	-	-	3.3518
SGD	77.42	-43.01	36.84	1.1174	84.89	-28.07	45.16	1.1174
EWC($\lambda=0.3$)	75.47	-45.16	36.84	1.1174	83.14	-31.58	45.16	1.1174
PackNet*	89.45	-17.20	28.07	1.1174	89.28	-19.30	39.78	1.1174
AdaptCL	99.46	1.08	31.58	1.0047	98.05	-1.75	44.09	1.0050

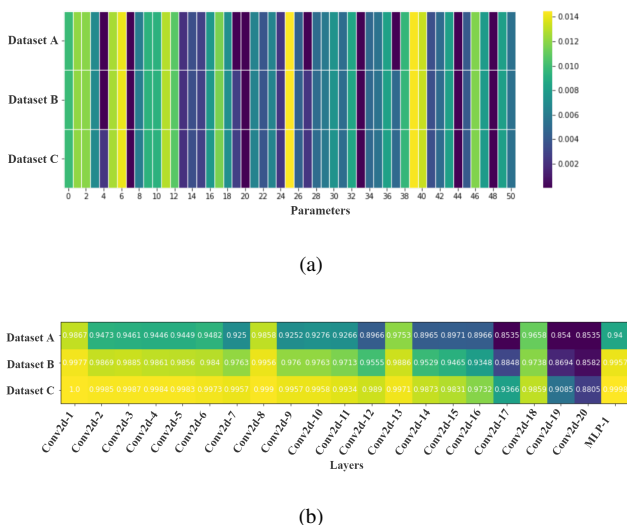


Fig. 7: Illustration of the parameter execution patterns for continually trained models on MNIST Variants. The heatmap

(a) shows the firing probability of parameters in the 1st Conv2d layer, it illustrates that subsequent datasets maintain and reuse the previous parameters and generalize by adding new connections to them. The heatmap (b) shows the used ratio of different layers.

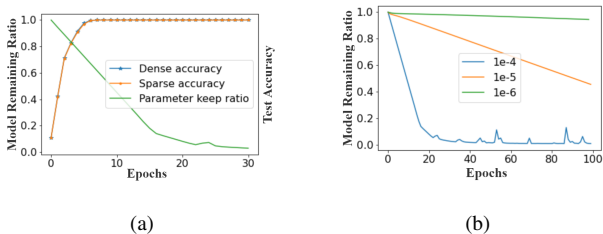


Fig. 8: (a) Model on ResNet-18 remaining ratio and sparse accuracy compared with dense accuracy. ($\alpha = 10^{-4}$) (b) Change of model remaining ratio during training on MNIST Variants. ($\alpha = 10^{-5}$)(Best viewed in color)

8(b) demonstrates the change of ResNet-18 model remaining ratios for each dataset of MNIST Variants at each epoch. As present in these two figures, instead of manually set fixed ratio as in other pruning methods, our method learns the model remaining ratios change dynamically and adaptively during training on each dataset. Moreover, with dynamic pruning, a pruned network with high sparsity can achieve the same accuracy as the dense network.

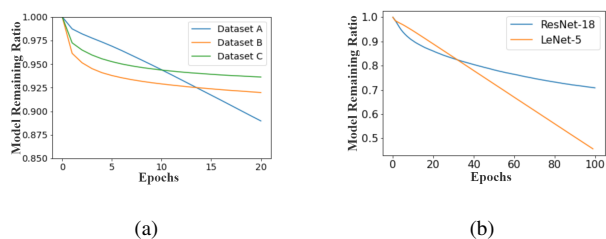


Fig. 9: Change of model remaining ratio with ResNet-18 and LeNet-5 for different α .(Best viewed in color)

1) *Hyperparameters*: The α is a hyperparameter that controls the intensity of pruning in loss function during training, and it can affect the final balance of model sparsity. The choice of α ranges from 10^{-3} to 10^{-7} . Since dynamic pruning is mainly completed in each iteration of training step, the choice of α value is mainly influenced by the amount of data and training epoch. Judging from our experiments, the total number of iterations (e.g. image numbers \times epochs) multiplied by α should be approximately 1. For example, since the training set of MNIST Variants has about 60,000 images per dataset, and the training is planned to take about 20 epochs, $\alpha = 10^{-5}$ can be chosen; for DomainNet with 1000 to 4000 images in one dataset, if the training takes 30 epochs, we choose $\alpha = 10^{-4}$. For Food Safety, $\alpha = 10^{-3}$ is chosen.

VII. LIMITATIONS AND DISCUSSION

Our model still has some limitations. Although using a fixed neural network can be more computationally efficient, due to limited network capacity, the learning ability of our method will ultimately drop with the growth of dataset numbers in the sequence. At the same time, if the model can automatically judge the number of epochs to be trained in different datasets according to parameter keep ratio and accuracy, the model will

be more efficient and be able to better perform online. We believe this method can also be applied to task incremental and class incremental learning, and we welcome more studies in the future.

VIII. CONCLUSION

We propose AdaptCL, a new direction that fully reuses and grows on learned parameters to minimize catastrophic forgetting and allows the positive backward transfer without requiring dataset labels. Existing works change learned parameters to supported backward knowledge transfer. We believe that the backward transfer can be enabled by reusing and growing on learned parameters without changing them. We use dynamic pruning to set resource constraints to optimize parameter reuse and reduce the number of parameters added to overcome catastrophic forgetting. AdaptCL exhibits excellent performances in the experiments, achieves maximum accuracy retention in a fixed neural network, even shows rare positive backward knowledge transfer, and improves model accuracy on FSP sequence. Our method also fits perfectly with the neural reuse principle in the human brain. We believe that fully reuse of parameters will be a promising new direction for continual learning.

REFERENCES

- [1] A. Mallya and S. Lazebnik, "Packnet: Adding multiple tasks to a single network by iterative pruning," in *Proceedings of the IEEE conference on Computer Vision and Pattern Recognition*, 2018, pp. 7765–7773.
- [2] L. Bottou *et al.*, "Stochastic gradient learning in neural networks," *Proceedings of Neuro-Numes*, vol. 91, no. 8, p. 12, 1991.
- [3] L. Wang, B. Lei, Q. Li, H. Su, J. Zhu, and Y. Zhong, "Triple-memory networks: A brain-inspired method for continual learning," *IEEE Transactions on Neural Networks and Learning Systems*, 2021.
- [4] G.-M. Park, S.-M. Yoo, and J.-H. Kim, "Convolutional neural network with developmental memory for continual learning," *IEEE Transactions on Neural Networks and Learning Systems*, vol. 32, no. 6, pp. 2691–2705, 2020.
- [5] D. Lopez-Paz and M. Ranzato, "Gradient episodic memory for continual learning," *Advances in neural information processing systems*, vol. 30, pp. 6467–6476, 2017.
- [6] A. Chaudhry, M. Ranzato, M. Rohrbach, and M. Elhoseiny, "Efficient lifelong learning with a-gem," *arXiv preprint arXiv:1812.00420*, 2018.
- [7] J. Kirkpatrick, R. Pascanu, N. Rabinowitz, J. Veness, G. Desjardins, A. A. Rusu, K. Milan, J. Quan, T. Ramalho, A. Grabska-Barwinska *et al.*, "Overcoming catastrophic forgetting in neural networks," *Proceedings of the national academy of sciences*, vol. 114, no. 13, pp. 3521–3526, 2017.
- [8] A. A. Rusu, N. C. Rabinowitz, G. Desjardins, H. Soyer, J. Kirkpatrick, K. Kavukcuoglu, R. Pascanu, and R. Hadsell, "Progressive neural networks," *arXiv preprint arXiv:1606.04671*, 2016.
- [9] M. Delange, R. Aljundi, M. Masana, S. Parisot, X. Jia, A. Leonardis, G. Slabaugh, and T. Tuytelaars, "A continual learning survey: Defying forgetting in classification tasks," *IEEE Transactions on Pattern Analysis and Machine Intelligence*, 2021.
- [10] J. Schwarz, W. Czarnecki, J. Luketina, A. Grabska-Barwinska, Y. W. Teh, R. Pascanu, and R. Hadsell, "Progress & compress: A scalable framework for continual learning," in *International Conference on Machine Learning*. PMLR, 2018, pp. 4528–4537.
- [11] D. Abati, J. Tomczak, T. Blankevoort, S. Calderara, R. Cucchiara, and B. E. Bejnordi, "Conditional channel gated networks for task-aware continual learning," in *Proceedings of the IEEE/CVF Conference on Computer Vision and Pattern Recognition*, 2020, pp. 3931–3940.
- [12] C. Fernando, D. Banarse, C. Blundell, Y. Zwols, D. Ha, A. A. Rusu, A. Pritzel, and D. Wierstra, "Pathnet: Evolution channels gradient descent in super neural networks," *arXiv preprint arXiv:1701.08734*, 2017.
- [13] A. Pascual-Leone, A. Amedi, F. Fregni, and L. B. Merabet, "The plastic human brain cortex," *Annu. Rev. Neurosci.*, vol. 28, pp. 377–401, 2005.
- [14] M. V. Johnston, "Plasticity in the developing brain: implications for rehabilitation," *Developmental disabilities research reviews*, vol. 15, no. 2, pp. 94–101, 2009.
- [15] M. L. Anderson, "Neural reuse: A fundamental organizational principle of the brain," *Behavioral and brain sciences*, vol. 33, no. 4, pp. 245–266, 2010.
- [16] J. Liu, Z. Xu, R. Shi, R. C. Cheung, and H. K. So, "Dynamic sparse training: Find efficient sparse network from scratch with trainable masked layers," *arXiv preprint arXiv:2005.06870*, 2020.
- [17] H. Li, P. Barnaghi, S. Enshaefar, and F. Ganz, "Continual learning using bayesian neural networks," *IEEE transactions on neural networks and learning systems*, vol. 32, no. 9, pp. 4243–4252, 2020.
- [18] J. Serra, D. Suris, M. Miron, and A. Karatzoglou, "Overcoming catastrophic forgetting with hard attention to the task," in *International Conference on Machine Learning*. PMLR, 2018, pp. 4548–4557.
- [19] A. Ororbia, A. Mali, C. L. Giles, and D. Kifer, "Continual learning of recurrent neural networks by locally aligning distributed representations," *IEEE Transactions on Neural Networks and Learning Systems*, vol. 31, no. 10, pp. 4267–4278, 2020.
- [20] T. Adel, H. Zhao, and R. E. Turner, "Continual learning with adaptive weights (claw)," *arXiv preprint arXiv:1911.09514*, 2019.
- [21] G. Sokar, D. C. Mocanu, and M. Pechenizkiy, "Spacenet: Make free space for continual learning," *Neurocomputing*, vol. 439, pp. 1–11, 2021.
- [22] S. S. Sarwar, A. Ankit, and K. Roy, "Incremental learning in deep convolutional neural networks using partial network sharing," *IEEE Access*, vol. 8, pp. 4615–4628, 2019.
- [23] J. Xu and Z. Zhu, "Reinforced continual learning," *Advances in Neural Information Processing Systems*, vol. 31, 2018.
- [24] J. Rajasegaran, M. Hayat, S. Khan, F. S. Khan, and L. Shao, "Random path selection for incremental learning," *Advances in Neural Information Processing Systems*, 2019.
- [25] Z. Ke, B. Liu, and X. Huang, "Continual learning of a mixed sequence of similar and dissimilar tasks," *Advances in Neural Information Processing Systems*, vol. 33, pp. 18493–18504, 2020.
- [26] A. Rosenfeld and J. K. Tsotsos, "Incremental learning through deep adaptation," *IEEE transactions on pattern analysis and machine intelligence*, vol. 42, no. 3, pp. 651–663, 2018.
- [27] S. Golkar, M. Kagan, and K. Cho, "Continual learning via neural pruning," *arXiv preprint arXiv:1903.04476*, 2019.
- [28] S.-A. Rebuffi, A. Kolesnikov, G. Sperl, and C. H. Lampert, "icarl: Incremental classifier and representation learning," in *Proceedings of the IEEE conference on Computer Vision and Pattern Recognition*, 2017, pp. 2001–2010.
- [29] R. Aljundi, F. Babiloni, M. Elhoseiny, M. Rohrbach, and T. Tuytelaars, "Memory aware synapses: Learning what (not) to forget," in *Proceedings of the European Conference on Computer Vision (ECCV)*, 2018, pp. 139–154.
- [30] Z. Li and D. Hoiem, "Learning without forgetting," *IEEE transactions on pattern analysis and machine intelligence*, vol. 40, no. 12, pp. 2935–2947, 2017.
- [31] Z. Xu and R. C. Cheung, "Accurate and compact convolutional neural networks with trained binarization," *arXiv preprint arXiv:1909.11366*, 2019.