

WRHT: Efficient All-reduce for Distributed DNN Training in Optical Interconnect System

Fei Dai*, Yawen Chen*, Zhiyi Huang*, Haibo Zhang*, and Fangfang Zhang[†]

*Department of Computer Science, University of Otago, Dunedin, New Zealand

[†]Department of Electrical Engineering and Automation, Qilu University of Technology, Jinan, China

Email: *{travis, yawen, hzy, haibo}@cs.otago.ac.nz, †zhff4u@qlu.edu.cn

Abstract—Communication efficiency plays an important role in accelerating the distributed training of Deep Neural Networks (DNN). All-reduce is the key communication primitive to reduce model parameters in distributed DNN training. Most existing all-reduce algorithms are designed for traditional electrical interconnect systems, which cannot meet the communication requirements for distributed training of large DNNs. One of the promising alternatives for electrical interconnect is optical interconnect, which can provide high bandwidth, low transmission delay, and low power cost. We propose an efficient scheme called WRHT (Wavelength Reused Hierarchical Tree) for implementing all-reduce operation in optical interconnect system, which can take advantage of WDM (Wavelength Division Multiplexing) to reduce the communication time of distributed data-parallel DNN training. We further derive the minimum number of communication steps and communication time to realize the all-reduce using WRHT. Simulation results show that the communication time of WRHT is reduced by 75.59%, 49.25%, and 70.1% respectively compared with three traditional all-reduce algorithms simulated in optical interconnect system. Simulation results also show that WRHT can reduce the communication time for all-reduce operation by 86.69% and 84.71% in comparison with two existing all-reduce algorithms in electrical interconnect system.

Index Terms—Optical interconnects, all-reduce, distributed training, DNN, WDM

I. INTRODUCTION

Deep Neural Networks (DNN) have been widely used in various applications including computer vision, natural language processing, robotics, etc. [1]. To train a large DNN such as Bert, the workload is typically distributed among multiple concurrent workers to expedite model convergence with parallel training. Data parallelism is one of the most widely adopted paradigms where each worker trains the DNN using its local dataset and exchanges model parameters (e.g. gradients) with other workers iteratively. Stochastic Gradient Descent (SGD), the most widespread method for DNN training, intensively invokes communications for all-reduce operations in distributed deep learning (DL) [2]. The purpose of all-reduce is to make every worker receive the model parameters from all the other works and then apply the reduction operation to average the model parameters. It has been shown that the communications for all-reduce with a large number of workers may occupy 50-90% of per-iteration training time [3]. Hence, it is crucial to design scalable and efficient all-reduce algorithms to reduce the communication time in distributed DNN training.

The communication overhead in traditional electrical interconnect can be severely high due to the factors such as high-

frequency, skin-effect and dielectric loss, and noise. When the overhead caused by communication exceeds the gain brought by the parallel computation, the training performance will be degraded. With the recent development of CMOS-compatible optical devices [4], optical intra/inter-chip network connection is a promising alternative, which can provide high bandwidth, low transmission delay, and low power cost. Moreover, optical interconnect can allow data to be transmitted through a waveguide using different wavelengths enabled by leveraging WDM. To date, several architectures using optical interconnect such as Sip-ML [5], Tera-Rack [6] and Hipo λ os [7] have been designed for distributed DNN training.

Most existing all-reduce algorithms are designed based on electrical interconnect systems, which cannot be adopted in optical interconnect without considering the features of the optical characteristics. For instance, the well-known Ring all-reduce algorithm takes $2(n-1)$ steps to finish the all-reduce communications [8], where n is the number of workers. However, such method is not suitable for optical interconnect system because it can only use one wavelength for transmission in each step failing to take advantage of the parallel communication features and resulting in more communication time. If the wavelength resources can be properly unitized, the performance of all-reduce operations can be significantly improved by deploying distributed training of DNN on optical interconnect system.

In this paper, we propose an efficient all-reduce scheme named WRHT on optical ring interconnect system with the objective of minimizing the communication steps and communication time for all-reduce operations. We use ring topology for the system because it is easy to set up and existing prototypes such TeraRack have already implemented it. The key idea of WRHT is to realize the all-reduce operations by groups in a hierarchical tree structure interactively so that the wavelength resources can be shared within each group and between groups with a minimum number of communication steps. To the best of our knowledge, WRHT is the first scheme for optimizing all-reduce optical interconnect system. The main contributions of this paper are summarised as follows:

- We propose an efficient all-reduce scheme called WRHT to take advantage of the concurrent transmission features for optical interconnect system. We derive the minimum number of communication steps and the optimal communication time to realize the all-reduce on optical

ring system. Compared with three existing all-reduce approaches in electrical interconnect system, the number of communication steps is significantly reduced.

- We evaluate our proposed method with extensive simulations. Simulation results show that the communication time of WRHT is reduced by 75.59%, 49.25%, and 70.1% compared with three traditional all-reduce algorithms in optical interconnect system, respectively. We also compare the performance of all-reduce algorithms on the optical interconnect system with the electrical counterpart, which shows WRHT can reduce the communication time for all-reduce operation by 86.69% and 84.71%.

The rest of this paper is organized as follows. Section II presents the related works. Section III gives the motivations and presents the WRHT scheme and the analysis on communication steps and communication time. Section IV shows the simulation results. Finally, Section V concludes the paper.

II. RELATED WORK

A. All-reduce Optimization on Electrical Interconnect System.

Most existing all-reduce approaches in distributed DNN training are designed based on electrical interconnect systems. Blink [9] is a DGX-2 specific optimization designed for GPU, which uses multiple directed spanning trees to increase link utilization. Plink [10] uses a reduce/broadcast tree to balance traffic and reduce communication delay. Double binary tree (DBTree) implemented in NCCL [11] uses two-tree for reduction and broadcast respectively. A multi-tree co-design method for accelerator was proposed in [12], which can be applied to different topologies. Other related studies include the optimization of all-reduce by reducing network contention [13], improving the performance of ring all-reduce for large-scale clusters [14], and decomposing all-reduce on heterogeneous network hierarchy [15]. However, all these schemes were designed for systems using electrical networks to interconnect DNN accelerators.

B. Distributed Deep Learning on Optical Interconnect System.

Nowadays, it is still in its early stage to use optical networks as the interconnect system for distributed deep learning. There are only a few research works that apply optical networks for distributed deep learning. A hybrid electrical-optical switch architecture for large-scale distributed deep learning was proposed in [17], achieving 10% improvement in training time. Sip-ML uses a strong scaling scheme for distributed machine learning training with optical interconnect [5]. Simulations show that the training time of DNN models is improved by 1.3 - 9.1X. However, both works just focus on exploring the advantage of the high bandwidth of optical links and not on the optimization of all-reduce. Other related works include the study of all-to-all broadcast in WDM optical network [16], which usually formulate the routing and wavelength assignment problems as integer linear programming optimization problems without considering the special application of all-reduce operations for distributed deep learning. As far as we

know, there is no existing study for optimizing all-reduce algorithms for distributed DNN training on optical interconnect system, where this study is bridging the gap.

III. THE WRHT SCHEME

A. Optical Interconnect Architecture

Our proposed WRHT scheme is based on an microring resonators (MRRs)-based optical switch called TeraRack [6]. Fig. 1 (a) shows the TeraRack node and its components based on TeraPHY silicon photonics technology. The computing component can be FPGA, TPU, GPU, and other accelerators. We assume GPU as the computing devices and GPUs are homogeneous. There are four optical interfaces on one TeraRack node with 64 micro-ring resonators to select and forward any subset of 64 wavelengths in each interface. The laser is based on a comb laser source called SuperNova Light Supply [6]. On the transmit side (Tx), an off-chip comb laser generates light that is steered into the node via a fiber coupler toward an array of MRRs modulating the accelerator's transmitting data at 40 Gbps per wavelength. On the receive side (Rx), the second array of MRRs selects the wavelengths targeted to the accelerator and passes through the remaining wavelengths. Fig. 1 (b) shows the nodes interconnect with their adjacent nodes into a ring topology (only two rings for two directions are shown for clarity). In the data plane, the traffic is transmitted across four single-mode fiber rings with two clockwise rings and two counterclockwise. The Routing and Wavelength Assignment (RWA) configuration is done in the control plane, where the wavelengths can be dynamically placed around the fiber ring. This unique characteristic simplifies the control-plane logic with which datacenter optical designs have grappled for years. The details of system parameters are described in Section IV.

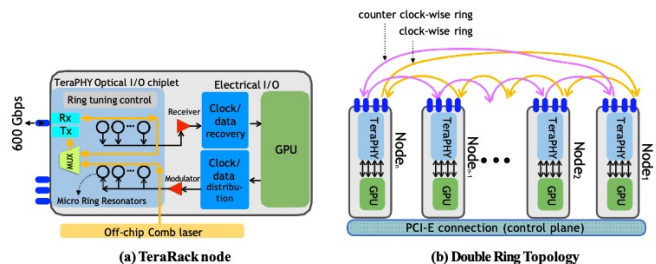


Fig. 1. Optical interconnection architecture: (a) TeraRack node, (b) Double ring topology [6].

B. Motivational Study

The purpose of the all-reduce algorithm is to make every node receive the data from all the other nodes, and then apply the reduction operations (i.e. average operation) on the received data. Specifically, the all-reduce algorithm has two stages: reduce stage and broadcast stage. During reduce stage, one or a few nodes collect data from every other node and conduct the reduction operation. During broadcast stage, the node(s) containing the average values broadcast the data to all the

other nodes that do not have that values. One of the traditional all-reduce algorithms used in electrical network system is Binary Tree (BT) all-reduce algorithm [17]. To illustrate the basic idea of our proposed method, we use the following example to explain the disadvantages of Binary Tree (BT) and the advantages of our proposed method. In the motivation example, we assume the system has 15 nodes based on the architecture of Fig. 1 and the available wavelength number is 2. The size of the data to reduce initially for each node is d .

Fig. 2 (a) shows that Binary Tree (BT) all-reduce algorithm consists of two stages with each stage having 4 steps on the 15-node network. In reduce stage, from step 1 to step 4, all nodes are divided into $\lceil N/2^i \rceil$ groups in step i . In step i , within each group, the node on the position of $2^{i-1} + 1$ sends its data to the first node in a binary style (indicated by the solid arrows). At each step of reduce stage, the reduction operation is applied. During broadcast stage, from step 5 to step 8, the communications pattern is the reverse of the reduce stage (indicated by the dotted arrows). The all-reduce process is finished with all nodes receiving the reduced data. The major drawback of this method is that it only uses one wavelength during communication resulting in a large number of steps.

The key idea of our method is to take advantage of the wavelength resources in the optical interconnect system so that the number of communication steps to realize all-reduce operation can be largely reduced. Fig. 2 (b) shows WRHT consists of two stages on the 15-node network. In the first step of reduce stage, nodes are divided into 3 groups with the intermediate nodes responsible for collecting data within each group using two wavelengths. The reason why the representative nodes can receive the message by the same wavelength from two directions is that each node has two sets of transmitters and receivers. In the second step of reduce stage, only the 3 representative nodes are selected and further grouped as one group, and these 3 nodes exchange their data with each other using two wavelengths on the optical ring as shown in Fig. 2 (b). During the broadcast stage, since all the 3 representative nodes now have the reduction data, they broadcast the data within each group using two wavelengths in just one step, as shown in step 3 of Fig. 2 (b). Since reduction operation is applied during every step of the reduce stage, the size of transferred data is d (a constant value) in both reduce stage and broadcast stage. Therefore, WRHT can effectively reduce the communication steps, so that the communication time for all-reduce operation can be largely reduced.

C. Design of WRHT

1) *Routing Algorithm Design:* We assume there are N computing nodes. The number of available wavelengths per waveguide is w and the bandwidth per wavelength is B . We use Fig. 3 to illustrate the mechanism of WRHT, which consists of two stages: reduce stage and broadcast stage.

Reduce stage: In step 1, all nodes are partitioned into groups along the ring with each group having m nodes. The intermediate node of each group is selected as the representative node and responsible for collecting the data within each group

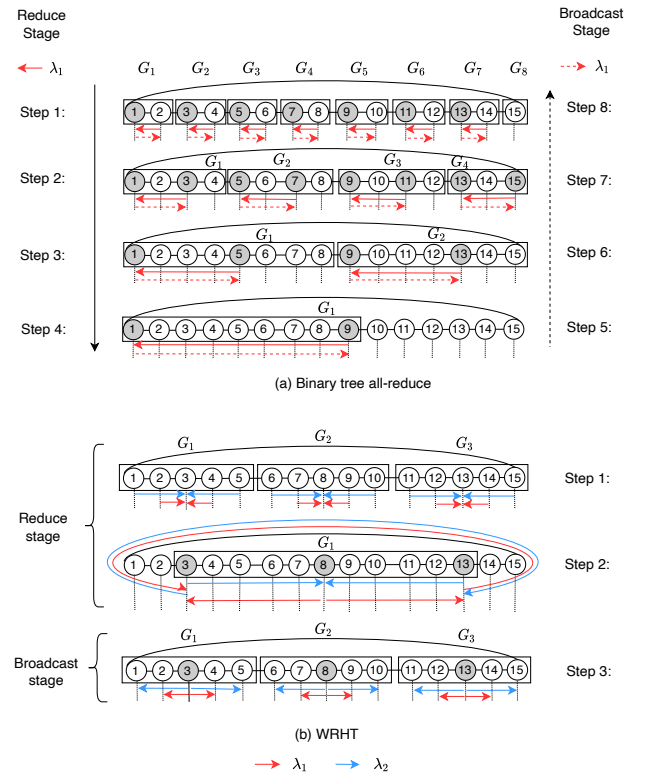


Fig. 2. (a) Binary tree all-reduce algorithm (8 steps) and (b) WRHT (3 Steps).

by $\lceil m/2 \rceil$ wavelengths. After that, each representative node executes a reduction operation to be transmitted in the next step. In the subsequent step i , the old representative nodes selected in the previous step are further partitioned into $\lceil \frac{N}{m^i} \rceil$ groups and the middle node of each group is selected as the new representative node as illustrated in Fig. 3. This process is repeated until the wavelength is sufficient enough to provide all-to-all communication among the representative nodes in the last step, as illustrated by the dotted box in the middle of Fig. 3.

Broadcast stage: Once the representative node(s) in the final step of reduce stage obtain the final reduction value, the process of broadcast stage is the reverse of reduce stage. Specifically, the representative nodes broadcast the reduction data in corresponding groups using $\lceil m/2 \rceil$ wavelengths, which is repeated according to the hierarchical tree structure until all the nodes receive the reduce data, as illustrated in the lower part of Fig. 3. The total number of communication steps are discussed in Section III. D.

2) *Wavelength Requirement:* Since nodes are partitioned into subgroups in each step by WRHT, communications within each subgroup need to be assigned with proper wavelengths to avoid conflicts, while communications from different subgroups do not share any link between groups on the ring topology. Therefore, wavelength assignment approaches such as First Fit [18], Best Fit [20], etc. can be used for assigning the wavelengths within each subgroup. As the number of nodes in each subgroup is m and the intermediate node is selected as the representative node, it is easy to derive that the

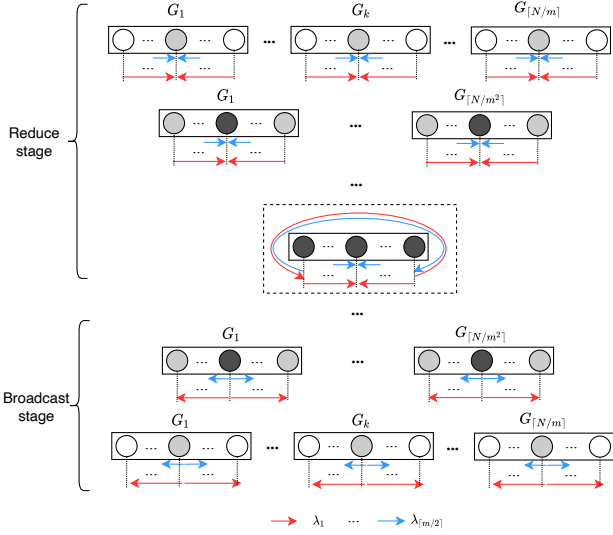


Fig. 3. The working principle in WRHT scheme.

wavelength requirement is $\lceil \frac{m}{2} \rceil$. For the last step in reduce stage, the number of representative nodes can be derived as $m^* = \lceil \frac{N}{m^{\lceil \log_m N \rceil - 1}} \rceil$, which requires $\lceil \frac{(m^*)^2}{8} \rceil$ wavelengths for all-to-all communications [16] when $m^* > 1$.

D. Analysis of Communication Steps

The total DNN training time is dominated by the number of communication steps since MRRs should be reconfigured before each communication step and the amount of data traffic in each communication step is constant. Therefore, we analyze the number of communication steps of WRHT and compare it with other existing all-reduce algorithms. Based on the hierarchical tree structure with m nodes in each subgroup, WRHT requires $\lceil \log_m N \rceil$ steps in the reduce stage. If the all-to-all broadcast among representative nodes is involved in the last step of reduce stage, the broadcast stage requires $\lceil \log_m N \rceil - 1$ steps. Otherwise, the number of steps in the broadcast stage is $\lceil \log_m N \rceil$. As a result, the total number of communication steps for WRHT is $2\lceil \log_m N \rceil$ or $2\lceil \log_m N \rceil - 1$. For traditional BT all-reduce, $\lceil \log_2 N \rceil$ steps are required in both reduce stage and broadcast stage. For traditional Ring all-reduce, it takes $2(N - 1)$ steps for the gradient synchronization. Another traditional H-Ring all-reduce algorithm [13] requires $\frac{2(g^2+N)}{g} + \lceil \frac{g}{w} \rceil - 4$ steps, where g is the number of intra-group nodes. We summarize the comparison on the communication steps of these classic all-reduce algorithms and WRHT in Table I.

E. Communication Time of WRHT

The communication time of WRHT includes the communication time for reduce stage T_{reduce} and broadcast stage $T_{broadcast}$. We denote a as the delay of O/E/O conversion and reconfiguration delay of the MRRs, B as the bandwidth per wavelength and d as the size of transferred data to be reduced

TABLE I
COMMUNICATION STEP COMPARISON FOR DIFFERENT ALLREDUCE ALGORITHMS IN OPTICAL INTERCONNECT SYSTEM.

Algorithm	Communication steps	Number of steps
		$N = 1000, w = 64$
Ring	$2(N - 1)$	1998
H-Ring	$\frac{2(g^2+N)}{g} + \lceil \frac{g}{w} \rceil - 4$	411 ($g=5$)
BT	$2\lceil \log_2 N \rceil$ or $2(\lceil \log_2 N \rceil + 1)$	20
WRHT	$2\lceil \log_m N \rceil$ or $2\lceil \log_m N \rceil - 1$	4

initially for each node. Thus the communication time of WRHT, denoted as T_{comm} , can be calculated as:

$$\begin{aligned}
 T_{comm} &= T_{reduce} + T_{broadcast} \\
 &= \frac{d\theta}{B} + a\theta,
 \end{aligned} \tag{1}$$

where θ represents the total number of communication steps and $\theta = 2\lceil \log_m N \rceil$ or $2\lceil \log_m N \rceil - 1$. We further derive the minimum number of communication steps and optimal communication time to realize the all-reduce on optical ring system as shown in the following results.

Lemma 1. *In an N -node optical ring interconnect system with w available wavelengths, the lower bound on the number of communication steps by WRHT for finishing the all-reduce operation is $2\lceil \log_{2w+1} N \rceil$.*

Proof. As the total number of communication steps is at most $\theta = 2\lceil \log_m N \rceil$, which is decreasing with the increasing number of nodes m in each subgroup. Given w available wavelengths, the maximum number of nodes that can be selected for each subgroup is $m = 2w + 1$. Therefore, the lower bound on the number of communication steps by WRHT for finishing the all-reduce operation is $2\lceil \log_{2w+1} N \rceil$. \square

Theorem 1. *In an N -node optical ring interconnect system with w available wavelengths, the lower bound on the communication time by WRHT for distributed DNN training is $\frac{2d\lceil \log_m N \rceil}{B} + 2a\lceil \log_m N \rceil$.*

Proof. It can be seen from Eq. (1) that the parameters of d , B , and a are all constant values. The optimal communication time using WRHT can be achieved when the number of communication steps for all-reduce operations θ is minimized. According to Lemma 1, the lower bound of communication time is $\frac{2d\lceil \log_m N \rceil}{B} + 2a\lceil \log_m N \rceil$ for distributed DNN training in an N -node optical ring interconnect system with w available wavelengths. \square

IV. EVALUATION

A. Methodology

To evaluate the performance of WRHT, we first profile the average GPU and CPU computation time, peak memory size, and total transfer data sizes of backpropagation, etc. by using TensorFlow profiler. DNN models used in the simulation are AlexNet (62.3M parameters), VGG16 (138M parameters), ResNet50 (25M parameters) and GoogLeNet (6.7977M parameters) with MNIST dataset [20]. The machine used for

profiling has a CPU and GPU, where the CPU is Intel i7-6700K 4.0 GHz with 64GB RAM and the GPU is GeForce GTX TITAN Xp. To simulate the communications of the distributed DNN training in optical interconnect system, the profiling traces are fed into our in-house optical interconnect system simulator, which implements the proposed WRHT all-reduce scheme. To simulate communications of the distributed DNN training in the scalable electrical network system, we vary different numbers of nodes in the discrete-event simulator SimGrid framework version 3.3 [21] by using the transferred data sizes of DNN models. The parameters of the optical interconnect and electrical network system used in the simulation are listed in Table II. We estimate the communication time by numerically calculating the number of parameters in our simulator and SimGrid. The communication time in the evaluation is based on one epoch of training time since the training is repeated.

TABLE II
PARAMETERS OF SIMULATED ARCHITECTURE

Interconnect	Parameters setup
Electrical network	Fat-tree topology, Two-level cluster with 32 port routers, Router bandwidth: 25 Gbps, Router delay: 50 μ s, Packet size: 64 bytes, Shortest-path routing.
Optical network	Double ring, 64 wavelengths, MRRs reconfiguration delay: 25 μ s, O/E/O conversion delay: 1 cycle/flit, Packet size: 128 bytes, Flit size: 32 bytes, 40 Gbps/wavelength.

B. Comparison of Traditional All-reduce Algorithms on Optical Interconnect System

Considering the current scale in the cluster, we compare WRHT with Ring, H-Ring, and BT all-reduce in the optical interconnect system by setting 1024, 2048, 3072, 4096 nodes respectively. In the simulation, the batch sizes for AlexNet, VGG16, GoogLeNet, and ResNet50 are set with 512, 48, 64, and 1024, respectively, which are the sizes that have full usage in GPU memory for all-reduce algorithms. All results in Fig. 4 are normalized by dividing the result of WRHT in GoogLeNet.

Fig. 4 shows the comparison of communication time between WRHT and three traditional all-reduce algorithms using different DNN models. From Fig. 4 (a) to (d), we can see that the total communication time of WRHT is the lowest regardless of DNN models, and the communication time keeps almost constant with the increasing number of nodes from 1024 to 4096. That is because WRHT can obtain the lower bound on both the number of communication steps and communication time. The communication time of BT overall shows a slight increase with the increasing size of nodes. Specifically, BT has a good performance for the DNNs with lower sizes of transferred data such as ResNet50 and GoogLeNet while showing poor performance in DNNs with a large amount of transferred data such as AlexNet and VGG16. Especially, the

communication time of BT in VGG16 is the worst among all-reduce algorithms regardless of the number of nodes. In contrast, the rest of the two ring-based all-reduce algorithms both show an increasing trend with the increasing number of GPU nodes. However, the communication time of Ring shows a linear rise with the cluster scales while the increasing trend of communication time of H-Ring is relatively slow. That is because both of their numbers of communication steps increase linear with the increasing number of nodes but H-Ring has fewer communication steps. From these three algorithms, we can see that different all-reduce algorithms result in a different number of steps and amount of transmitted data, and the communication time of all-reduce depends on the amount of transmitted data and the required number of steps in the transmission process. Compared with Ring, H-Ring, and BT, the WRHT reduces communication time by 75.59%, 49.25%, and 70.1% on average, respectively.

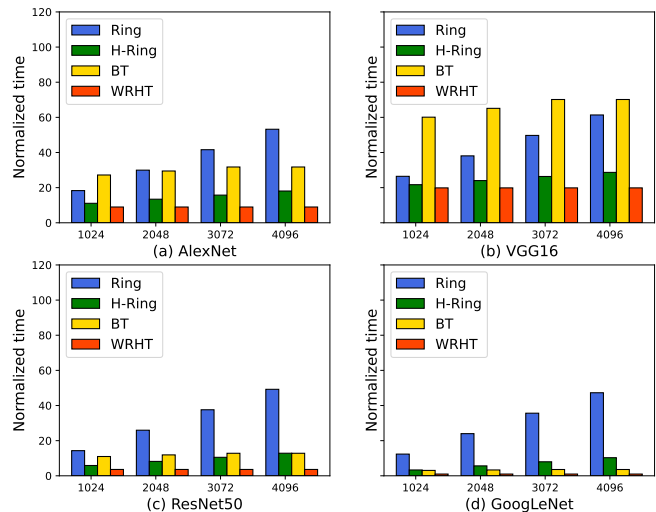


Fig. 4. Comparison of Communication time in optical interconnect system using different all-reduce algorithms

C. Performance Comparison Between Optical Interconnect and Electrical Interconnect System

We compare the performance of all-reduce algorithms between electrical interconnect system and the optical interconnect system in four DNNs with 128, 256, 512, and 1024 nodes respectively. The electrical interconnect system is based on the fat-tree topology, and Ring and Recursive Doubling (RD) all-reduce algorithms are deployed. In contrast, we deploy Ring all-reduce algorithm and WRHT in ring-based optical interconnect system. In order to distinguish the communication time obtained by the Ring all-reduce algorithm on different platforms easily, we name the algorithm in electrical interconnect system as E-ring, and the algorithm running in optical interconnect system is named as O-ring. All results in Fig. 5 are normalized by dividing the result of WRHT in GoogLeNet.

Fig. 5 compares the communication time of Ring and RD all-reduce algorithms in electrical interconnect system with Ring all-reduce and WRHT in the optical interconnect system

by different DNN models across different scales. From Fig. 5 (a) to (d), we can see that the communication time of WRHT is the lowest and keeps almost constant with the increasing number of nodes. The rest of the all-reduce algorithms in both optical and electrical interconnect systems all show an increasing trend when the cluster scales. The communication time of Ring all-reduce in electrical interconnect system is the highest and the communication time of RD all-reduce is a little lower than Ring all-reduce. When comparing the Ring all-reduce algorithm between optical and electrical interconnect system, we can see that O-Ring can reduce the communication time significantly compared with E-Ring. The reason is that the performance gain of the Ring all-reduce algorithm in the optical interconnect system benefits from the higher bandwidth and low latency of the optical interconnect. Overall, the communication time of Ring all-reduce in optical interconnect system on average can have a 74.74% communication time reduction compared with electrical interconnect system. Compared with Ring all-reduce and RD all-reduce in electrical interconnect system, the communication time of WRHT is reduced by 86.69% and 84.71% respectively.

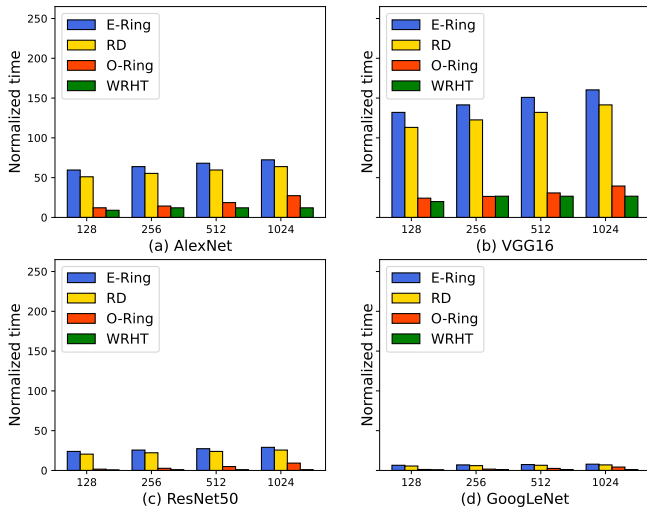


Fig. 5. The comparison of communication time in electrical interconnect and optical interconnect system using different all-reduce algorithms

V. CONCLUSION

In this paper, we propose an efficient all-reduce scheme called WRHT for distributed data-parallel DNN training in optical interconnect system with the objective of reducing the communication time. By WRHT, we derive the minimum number of communication steps and optimal communication time to realize the all-reduce on optical ring system. Simulation results show that WRHT reduces communication time by 75.59%, 49.25%, and 70.1% respectively compared with three all-reduce algorithms simulated in optical interconnect system. In comparison with two all-reduce algorithms simulated in electrical interconnect system, WRHT reduces communication time by 86.69%, and 84.71% on average, respectively. Future work can be done by extending our work to other interconnect topologies and heterogeneous computing devices scenarios.

REFERENCES

- [1] R. Mayer and H.-A. Jacobsen, "Scalable deep learning on distributed infrastructures: Challenges, techniques, and tools," *ACM Computing Surveys (CSUR)*, vol. 53, no. 1, pp. 1–37, 2020.
- [2] J. Huang, P. Majumder, S. Kim, et al., "Communication algorithm-architecture co-design for distributed deep learning," in *2021 ACM/IEEE 48th Annual International Symposium on Computer Architecture (ISCA)*. IEEE, 2021, pp. 181–194.
- [3] Z. Zhang, C. Wu, and Z. Li, "Near-optimal topology-adaptive parameter synchronization in distributed DNN training," in *IEEE INFOCOM 2021*. IEEE, 2021, pp. 1–10.
- [4] P. Yang, Z. Wang, Z. Wang, J. et al., "Multidomain inter/intrachip silicon photonic networks for energy-efficient rack-scale computing systems," *IEEE Transactions on Computer-Aided Design of Integrated Circuits and Systems*, vol. 39, no. 3, pp. 626–639, 2019.
- [5] M. Khani, M. Ghobadi, M. Alizadeh, Z. Zhu, M. Glick, K. Bergman, et al., "Sip-ml: high-bandwidth optical network interconnects for machine learning training," in *Proceedings of the 2021 ACM SIGCOMM 2021 Conference*, 2021, pp. 657–675.
- [6] Khani, Mehrdad, et al. "Terarack: A tbps rack for machine learning training." 2020.
- [7] N. Terzenidis, G. Giamougiannis, A. Tsakyridis, et al., "Performance analysis of a 1024-port hipo λ os ops in dcn, hpc, and 5g front hauling ethernet applications," *Journal of Optical Communications and Networking*, vol. 13, no. 7, pp. 182–192, 2021.
- [8] P. Patarasuk and X. Yuan, "Bandwidth optimal all-reduce algorithms for clusters of workstations," *Journal of Parallel and Distributed Computing*, vol. 69, no. 2, pp. 117–124, 2009.
- [9] G. Wang, S. Venkataraman, A. Phanishayee, J. Thelin, N. Devanur, and I. Stoica, "Blink: Fast and generic collectives for distributed ml," *arXiv preprint arXiv:1910.04940*, 2019.
- [10] L. Luo, P. West, J. Nelson, A. Krishnamurthy, and L. Ceze, "Plink: Discovering and exploiting locality for accelerated distributed training on the public cloud," *Proceedings of Machine Learning and Systems*, vol. 2, pp. 82–97, 2020.
- [11] P. Sanders, J. Speck, and J. L. Traff, "Two-tree algorithms for full bandwidth broadcast, reduction and scan," *Parallel Computing*, vol. 35, no. 12, pp. 581–594, 2009.
- [12] C. Yang and A. Amazon, "Tree-based all reduce communication on mxnet," *Tech. Rep.*, 2018.
- [13] U. Yuichiro, and R. Yokota, "Exhaustive study of hierarchical allreduce patterns for large messages between gpus." *2019 19th IEEE/ACM International Symposium on Cluster, Cloud and Grid Computing (CCGRID)*. IEEE, 2019.
- [14] Y. Jiang, H. Gu, Y. Lu, and X. Yu, "2d-hra: Two-dimensional hierarchical ring-based all-reduce algorithm in large-scale distributed machine learning," *IEEE Access*, vol. 8, pp. 183 488–183 494, 2020.
- [15] M. Cho, U. Finkler, M. Serrano, D. Kung, and H. Hunter, "Blueconnect: Decomposing all-reduce for deep learning on heterogeneous network hierarchy," *IBM Journal of Research and Development*, vol. 63, no. 6, pp. 1–1, 2019.
- [16] W. Liang and X. Shen, "A general approach for all-to-all routing in multi-hop WDM optical networks," *IEEE/ACM transactions on networking*, vol. 14, no. 4, pp. 914–923, 2006.
- [17] T. T. Nguyen and R. Takano, "On the feasibility of hybrid electrical/optical switch architecture for large-scale training of distributed deep learning," in *2019 IEEE/ACM Workshop on Photonics-Optics Technology Oriented Networking, Information and Computing Systems (PHOTONICS)*. IEEE, 2019, pp. 7–14.
- [18] O. Brun and S. Baraketi, "Routing and wavelength assignment in optical networks," 2014.
- [19] N. Skorin-Kapov, "Routing and wavelength assignment in optical networks using bin packing based algorithms," *European Journal of Operational Research*, vol. 177, no. 2, pp. 1167–1179, 2007.
- [20] Wei, Jinghe, et al. "Analyzing the impact of soft errors in VGG networks implemented on GPUs." *Microelectronics Reliability* 110 (2020):113648.
- [21] H. Casanova, A. Legrand, and M. Quinson, "Simgrid: A generic framework for large-scale distributed experiments," in *Tenth International Conference on Computer Modeling and Simulation (uksim2008)*. IEEE, 2008, pp. 126–131.