

Robust Knowledge Adaptation for Dynamic Graph Neural Networks

Hanjie Li, Changsheng Li, Kaituo Feng, Ye Yuan, Guoren Wang, Hongyuan Zha

Abstract—Graph structured data often possess dynamic characters in nature, e.g., the addition of links and nodes, in many real-world applications. Recent years have witnessed the increasing attentions paid to dynamic graph neural networks for modelling such graph data, where almost all the existing approaches assume that when a new link is built, the embeddings of the neighbor nodes should be updated by learning the temporal dynamics to propagate new information. However, such approaches suffer from the limitation that if the node introduced by a new connection contains noisy information, propagating its knowledge to other nodes is not reliable and even leads to the collapse of the model. In this paper, we propose **AdaNet**: a robust knowledge **Adaptation** framework via reinforcement learning for dynamic graph neural **Networks**. In contrast to previous approaches immediately updating the embeddings of the neighbor nodes once adding a new link, AdaNet attempts to adaptively determine which nodes should be updated because of the new link involved. Considering that the decision whether to update the embedding of one neighbor node will have great impact on other neighbor nodes, we thus formulate the selection of node update as a sequence decision problem, and address this problem via reinforcement learning. By this means, we can adaptively propagate knowledge to other nodes for learning robust node embedding representations. To the best of our knowledge, our approach constitutes the first attempt to explore robust knowledge adaptation via reinforcement learning for dynamic graph neural networks. Extensive experiments on three benchmark datasets demonstrate that AdaNet achieves the state-of-the-art performance. In addition, we perform the experiments by adding different degrees of noise into the dataset, quantitatively and qualitatively illustrating the robustness of AdaNet.

Index Terms—Dynamic Graph Neural Networks, Robust Knowledge Adaptation, Reinforcement Learning.

1 INTRODUCTION

GRAPH structured data are ubiquitous in variety of domains, such as the Internet and the world-wide web [1], [2], [3], social network [4], [5], [6], scientific citation network [7], [8], [9], bioinformatics [10], [11], [12], and so on. To better model graph structured data, graph neural networks have recently attracted increasing attention because of their advantages in dealing with complex relations or interactions. So far, many graph neural networks approaches have been proposed in the past decade [13], [14], [15], [16], [17], [18], [19], [20]. The representative works include graph attention networks (GAT) [21], GraphSAGE [22], graph convolutional networks (GCN) [23], etc.

Graph neural networks mentioned above are originally designed for static graphs. However, graph structured data are often dynamic in nature in many real-world applications [24], [25], [26], [27], [28], [29], [30]. Thus, these static graph neural network models often fail in handling such graph data, due to their overlooks on the temporal evolution. To address this issue, several graph neural networks tailored for dynamic graphs have been successively proposed to learn the temporal dynamics [31], [32], [33], [34], [35], [36], [37], [38]. For instance, DyRep [31] regards representation learning as a latent mediation process, and proposes a deep temporal point process model with two-time scale to

capture the temporal dynamics of the observations. TGN [38] proposes an efficient framework to combine a memory-related module and graph-based operators for dynamic graphs. DGNN [39] presents an approach for learning node representations when new links are added in the graph, which aims at modelling the sequential information of edges and the time intervals between interactions to propagate new information to the influenced nodes.

The above temporal graph neural network models have achieved promising performance on dynamic graphs of various domains, where they usually assume that the embeddings of the neighbor nodes are necessary to be updated for capturing the temporal dynamics, once new links are added. As shown in Fig. 1, when a new edge t_5 is built between a pair of interactive nodes v_1 and v_2 , previous methods usually aggregate the knowledge from the neighbor nodes of the two interactive nodes, and then propagate the knowledge to update their embeddings [38], [40], [41]. However, in many real-world dynamic graph applications, e.g., recommendation systems, there is often noise in nodes, and there exists outdated links between nodes. In a recommendation system, users and items can be represented as the nodes of a graph. When a user clicks on an item, then a link between them will be built. An item clicked accidentally or mistakenly by a user can be treated as noise. Moreover, if a link exists for a long period (e.g., ten years), it is very likely that the link relation between the user and the item is outdated. In such cases, the aforementioned methods suffer from the following limitations: if the neighbor node contains noisy information (e.g. v_7 in Fig. 1), propagating its knowledge to other nodes based on the existing message-passing mechanism is obviously not reliable, and even

- Hanjie Li, Changsheng Li, Kaituo Feng, Ye Yuan, and Guoren Wang are with the school of computer science and technology, Beijing Institute of Technology, Beijing, China. E-mail: {lihanjieyouxiang@sina.com; lcs@bit.edu.cn; kaituofeng@gmail.com; yuan-ye@bit.edu.cn; wanggr-bit@126.com.}
- Hongyuan Zha is with the School of Data Science, the Chinese University of Hong Kong, Shenzhen, China. E-mail: zhahy@cuhk.edu.cn.
- Corresponding author: Changsheng Li.

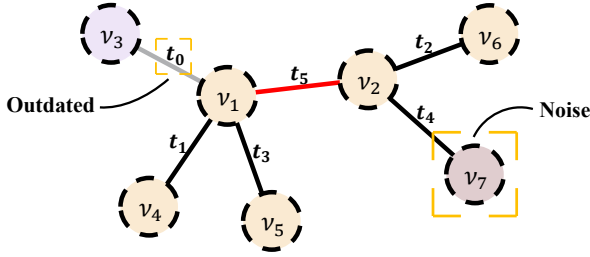


Fig. 1. An illustration of noise and outdated links. A new link is built between v_1 and v_2 at timestamp t_5 . The link between v_1 and v_3 is outdated (assume t_0 is too much earlier than t_5). v_7 is the node that contains noisy information.

causes the collapse of the model. If certain existing linkage relations between nodes happen to be out of date, e.g. the edge t_0 between v_1 and v_3 in Fig. 1, it is no longer suitable to propagate knowledge of v_3 and t_0 due to the obsolete information, when the new edge t_5 is built.

Thus, it is necessary to study when to propagate new information in an effort to avoid the influence of noise or outdated links on the update of node embeddings in dynamic graphs, while there is no attention paid to it until now. To address these challenges, we propose **AdaNet**: a reinforcement learning based robust knowledge **Adaptation** framework for dynamic graph neural **Networks**. Rather than previous approaches blindly updating the embeddings of the related nodes (e.g., neighbors) to capture the temporal dynamic characteristics of graphs, the core idea of AdaNet is to dynamically and adaptively distinguish which nodes should be influenced and updated, when new connections between nodes are built. Since determining whether one node should be updated will influence the subsequent other neighbor nodes, we formulate the selection of node update as a sequence decision problem. Moreover, sampling which of neighbors to be updated is discrete, and it is hard to be optimized directly through stochastic gradient descent based methods [42]. In light of these, we attempt to solve this problem via reinforcement learning which is good at optimizing the discrete sampling problem and can capture long-term dependency and global effect for making decisions. For optimizing the policy network, we propose a new reward function to encourage the stability of local structures which is defined based on the neighbor similarity. In this way, we can adaptively determine when to propagate knowledge to other neighbor nodes, enabling to learn robust node representations.

The contributions of this work can be summarized as:

- We put forward AdaNet: a robust knowledge adaptation framework to capture temporal evolution for dynamic graph neural networks. To the best of our knowledge, our approach constitutes the first attempt to study how to adaptively select the nodes to be updated in dynamic graphs.
- We develop a reinforcement learning based method to adaptively distinguish which nodes should be updated, avoiding bringing about the negative im-

pact on the embeddings of the nodes. Moreover, we devise a new reward function for optimizing the policy network, so as to ensure the stability of the local structure in the evolution of dynamic graphs.

- Extensive experiments on three benchmark datasets demonstrate the effectiveness of AdaNet. In addition, we evaluate AdaNet on a dataset accompanying with different levels of noise, which clearly illustrates our model is robust to noise.

The rest of this paper is organized as follows. We review the related work in Section 2 and introduce the details of the proposed method in Section 3. The results of experimental evaluation are reported in Section 4, followed by conclusion and future work in Section 5.

2 RELATED WORK

In this section, we will briefly review the related works to our method, including static graph neural networks, dynamic graph neural networks and reinforcement learning.

2.1 Static Graph Neural Networks

Static graph neural networks have achieved promising results in learning static graph data. A variety of static graph neural networks have been proposed recently [21], [43], [44], [45], [46], [47], [48]. For example, GCN [23] is a graph convolutional neural network that proposes to conduct the convolution operation on graph data. GAT [21] takes advantage of the self-attention mechanism to aggregate neighbor information with different weights. GraphSAGE [22] designs an efficient neighbor sampling mechanism for aggregating information in large-scale graphs. The work in GIN [49] analyzes that the upper bound of the representation ability of graph neural networks is the Weisfeiler-Lehman isomorphism test [50], and builds a GNN model that could reach to this upper bound. APPNP [51] devises an efficient message propagation model on graph data based on the personalized PageRank [52]. The work in [53] effectively relieves the over-smoothing issue and proposes a deep graph neural network, called GCNII. However, these static graph neural networks fail to learn the temporal patterns on dynamic graphs and are shown to be sub-optimal when learning on the dynamic graphs [38], [41].

2.2 Dynamic Graph Neural Networks

Dynamic graph neural networks aim to capture the temporal dynamics for updating the node embeddings, when new connections or links between nodes are built. Based on the properties of dynamic graphs, current dynamic graph neural networks can be roughly divided into two categories [54], [55], [56], [57]: discrete-time based methods and continuous-time based methods. The earlier works on dynamic graph mainly focus on the discrete-time method, where the dynamic graphs are regarded as a series of snapshots, and the static graph neural network models can be then applied to these snapshots [58], [59], [60], [61], [62], [63]. For instance, DynGEM [64] uses a deep auto-encoder to incrementally generate stable node embeddings over time on dynamic graphs. DynamicTriad [65] models

TABLE 1
Notations and Symbols.

Notations	Descriptions
\mathbf{V}	set of vertices in the graph
$\mathbf{E}(t)$	edge set in the dynamic graph at timestamp t
$\mathcal{N}_i(t)$	set of node v_i and its first-order neighbors at timestamp t
$\mathcal{N}_i^*(t)$	set of node v_i 's first-order neighbors at timestamp t
$\mathcal{N}_{s \cup d}(t)$	union set of \mathcal{N}_s and \mathcal{N}_d at timestamp t
$\mathcal{N}_{s \cup d}^*(t)$	union set of \mathcal{N}_s^* and \mathcal{N}_d^* at timestamp t
$\mathbf{x}_i(t)$	the representation of node v_i at timestamp t
$\mathbf{m}(t)$	the interaction message at timestamp t

the triad structures on dynamic graphs and learned the node representations from a triad closure process.

However, the discrete-time methods can not capture the fine-grained temporal information of dynamic graphs. To solve this problem, many continuous-time models have been proposed in recent years [31], [38], [39], [54], [61]. The continuous-time approaches can observe the dynamic graphs as a sequence of edges (i.e., connections or links) in chronological order. The works in [54], [66] leverages random walk to incorporate continuous time information into walk path selecting. DyGNN [39] utilizes LSTM-like memory cells to update the interacting nodes and all of their neighborhoods, when an interaction occurred. [38] puts forward an inductive learning framework, called TGN, which realized efficient parallel processing on dynamic graphs. Jodie [40] proposes a coupled recurrent neural network model for dynamic graph, which can learn the trajectories of users and items. Most of the continuous-time models focus on designing a message function to aggregate historical or neighborhood information to update the node embeddings. However, they attempt to update the embeddings of all the neighbor nodes when a new connection is built, but ignore to distinguish which nodes should be influenced and updated. This leads to a sub-optimal solution, when noisy information or outdated links are involved in the dynamic evolution. Thus, we focus on investigating a new mechanism in an effort to selectively update nodes for learning robust node embeddings, when new links are added in dynamic graphs.

2.3 Reinforcement Learning

The basic idea of reinforcement learning is to train an agent for decision making by interacting with the environment [67], [68], [69], [70], [71]. There are mainly two lines of methods in reinforcement learning [72], [73]: policy-based methods and value-based methods. Value-based methods, such as DQN [74] and SARSA [75], aim to maximize the expected total reward and take actions according to the expected rewards of actions. Policy-based methods, including REINFORCE [76] and Self-Critical Training [77], attempt to train a policy network to generate the policy distributions, from which the actions are sampled. In addition, Actor-Critic methods [78], [79], [80], [81] is a hybrid of these two kinds of methods, which makes decisions according to a policy network and estimates the reward by a value function. In our method, we attempt to explore reinforcement learning

to effectively capture temporal evolution for dynamic graph learning.

3 PROPOSED METHOD

In this section, we introduce our AdaNet in detail. As shown in Fig. 2, our model mainly consists of two modules: a time-aware attentional aggregating module aiming to aggregate the neighborhood information to update the influenced nodes' embeddings; a reinforced neighbor selection module intending to adaptively and dynamically determine whether a neighbor node should be updated. We first give some notations and preliminaries before elaborating the details of AdaNet.

3.1 Preliminaries

Notations. A dynamic graph consists nodes and chronological edges. We define $\mathbf{V} = \{v_1, v_2, \dots, v_n\}$ as the entire node set and $\mathbf{E}(t) = \{(v_{s1}, v_{d1}, t_1), (v_{s2}, v_{d2}, t_2), \dots, (v_{sm}, v_{dm}, t_m), |t_1 \leq t_2 \leq \dots \leq t_m \leq t\}$ as the sequence of edges until our last observation at time t , where v_{si} denotes the source node of the edge built at time t_i , and v_{di} denotes the destination node of this edge. t_i denotes the timestamp of interaction between v_{si} and v_{di} . $\mathcal{N}_v(t_i)$ is the set of neighbors of node v at time t_i . The node embeddings at time t are denoted as $\mathbf{X}(t) = \{\mathbf{x}_1(t), \mathbf{x}_2(t), \dots, \mathbf{x}_n(t)\}$, where $\mathbf{x}_i(t)$ represents the embedding of node i at timestamp t . Table 1 summarizes the notations used in this paper.

Problem Definition. As the graph evolves, i.e., new edges are continuously added, the inherent properties of nodes will change over time. Dynamic graph neural networks aims to capture the temporal evolution in dynamic graphs to continuously update node embeddings by graph neural networks. The task can be specifically defined as follows: before a certain timestamp t , we observe a sequence of historical edge sets of a dynamic graph, $\{\mathbf{E}(1), \dots, \mathbf{E}(t)\}$, and temporal node embedding matrices $\{\mathbf{X}(1), \dots, \mathbf{X}(t)\}$. At time t , a new edge (v_s, v_d, t) is added to the graph. Note that the new edge may could link two existing nodes, or build a connection between a existing node and a new node. Our goal is to design a robust knowledge propagation mechanism to obtain the updated embeddings $\mathbf{X}(t)$ of the nodes in the dynamic graph. Note that when an edge is deleted, robust knowledge adaptation should be also considered, and it can be solved in a similar way to the case of edge addition. Here, we mainly introduce the method when the edge is added.

3.2 Time-Aware Attentional Aggregating Module

To utilize the temporal information, we construct a time-aware attentional aggregating module to propagate neighborhood information. Specifically, when a new interaction (v_s, v_d, t) occurs, we first calculate the message $\mathbf{m}_s(t)$ and $\mathbf{m}_d(t)$ for nodes v_s and v_d , respectively. We mainly introduce how to calculate $\mathbf{m}_s(t)$. The method for $\mathbf{m}_d(t)$ is the same. We set v_s as the central node, and assume the historical interactions on v_s are $(v_s, v_1, t_1), (v_s, v_2, t_2), \dots, (v_s, v_k, t_k)$. Note that we do not distinguish the direction of interaction on neighborhoods. The time intervals for the neighbors of the central node

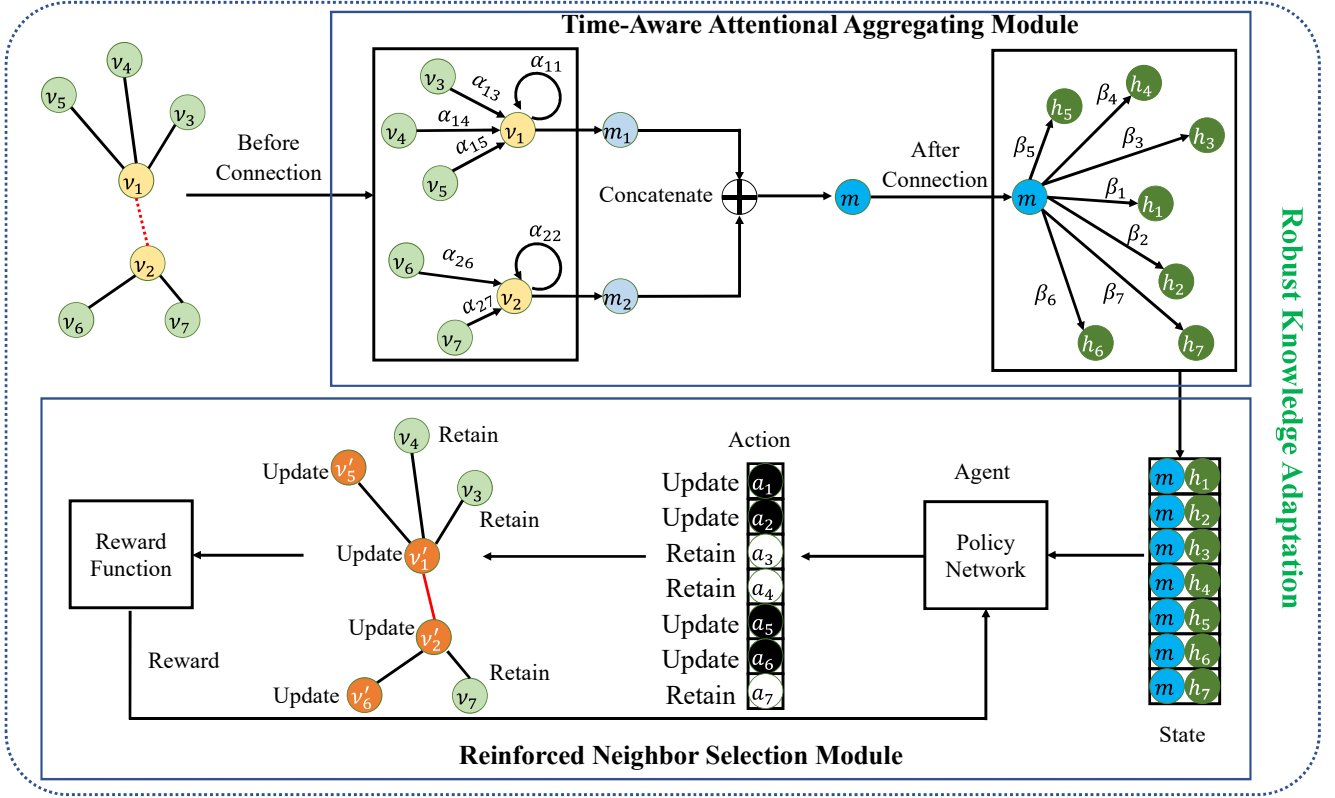


Fig. 2. The overall architecture of our AdaNet method. When a new link between v_1 and v_2 is added, AdaNet performs robust knowledge propagation by the following steps: 1) The interaction message m_1 and m_2 are aggregated from v_1 's neighborhood $\{v_3, v_4, v_5\}$ and v_2 's neighborhood $\{v_6, v_7\}$, respectively; 2) The concatenated interaction message m propagates the information to $\{v_1, \dots, v_7\}$ to obtain the intermediate embeddings $\{h_1, \dots, h_7\}$ based on the time-aware attentional aggregating module, after the connection between v_1 and v_2 is built; 3) The states are constructed by the interaction message and the intermediate embeddings, and are sent to the policy network as the inputs; 4) The reinforced neighbor selection module outputs actions to update or retain the embedding of each node; 5) The influenced nodes are updated based on the intermediate embeddings and a MLP. The reward is used to optimize the policy network.

are $\Delta t_1 = t - t_1, \Delta t_2 = t - t_2, \dots, \Delta t_k = t - t_k$. The time interval on the central node is 0. Based on the fact that the impact of interactions with different time intervals can vary to a great extent, a newer interaction should have greater influence on the graph than an older one. Thus we utilize a simple time-decay function $\phi(\Delta t) = \frac{1}{1 + \Delta t}$ to reach this goal. Our time-aware attentional aggregating module combines the attention mechanism with temporal-related priori information, in order to more effectively aggregate neighborhood information for node embedding learning. The time-aware attentional coefficients can be computed as:

$$\alpha_{si} = \frac{\exp(\sigma_1(\mathbf{a}^T [\mathbf{W}_g \mathbf{x}_s(t) \parallel \phi(\Delta t_i) \mathbf{W}_g \mathbf{x}_i(t)]))}{\sum_{j \in \mathcal{N}_s(t)} \exp(\sigma_1(\mathbf{a}^T [\mathbf{W}_g \mathbf{x}_s(t) \parallel \phi(\Delta t_j) \mathbf{W}_g \mathbf{x}_j(t)]))}, \quad (1)$$

where α_{si} denotes the time-aware attentional coefficient between node v_s and v_i , and it measures the importance of v_i to v_s by additionally taking time interval into consideration. \mathbf{W}_g is a learnable weight matrix. \mathbf{a} is a learnable weight vector. σ_1 is the ReLU activation function. $\mathbf{x}_i(t)$ is the node embedding at time t , and \parallel represents the concatenation operation.

Then, we aggregate the neighborhood information to calculate the message $\mathbf{m}_s(t)$ of source node v_s as:

$$\mathbf{m}_s(t) = \sigma_1 \left(\sum_{i \in \mathcal{N}_s(t)} \alpha_{si} \phi(\Delta t_i) \mathbf{W}_g \mathbf{x}_i(t) \right). \quad (2)$$

Similarly, we calculate the message $\mathbf{m}_d(t)$ of the destination node v_d in the same way as:

$$\mathbf{m}_d(t) = \sigma_1 \left(\sum_{i \in \mathcal{N}_d(t)} \alpha_{di} \phi(\Delta t_i) \mathbf{W}_g \mathbf{x}_i(t) \right). \quad (3)$$

Next, we concatenate these two message $\mathbf{m}_s(t)$ and $\mathbf{m}_d(t)$ as the interaction message at timestamp t .

$$\mathbf{m}(t) = \mathbf{m}_s(t) \parallel \mathbf{m}_d(t) \parallel \mathbf{e}(t). \quad (4)$$

The interaction message $\mathbf{m}(t)$ contains the information of both v_s 's neighborhoods and v_d 's neighborhoods at timestamp t . $\mathbf{e}(t)$ is the feature of the edge that occurs at timestamp t .

When the connection between v_s and v_d is built, we calculate the intermediate embeddings for both central nodes and neighbor nodes based on the interaction message $\mathbf{m}(t)$. We propose the following time-aware attention mechanism to distinguish the impact of the interaction message $\mathbf{m}(t)$ to each nodes:

$$\beta_i = \frac{\exp(\sigma_2(\phi(\Delta t_i) \mathbf{x}_i(t) \mathbf{W}_p \mathbf{m}(t)))}{\sum_{j \in \mathcal{N}_{s \cup d}(t)} \exp(\sigma_2(\phi(\Delta t_j) \mathbf{x}_j(t) \mathbf{W}_p \mathbf{m}(t)))}, \quad (5)$$

$$\mathbf{h}_i(t) = \beta_i \phi(\Delta t_i) \mathbf{x}_i(t) \mathbf{W}_p, \quad (6)$$

where β_i is the attentional coefficient of node v_i , and it measures the influence of the interaction message to node

i . σ_2 is the Sigmoid activation function. $\mathbf{h}_i(t)$ is the intermediate embedding of node v_i . It will be sent to our reinforced neighbor selection module as a part of the inputs. \mathbf{W}_p is a learnable weight matrix.

3.3 Reinforced Neighbor Selection Module

In a dynamic graph, as new edges are added continuously, the inherent properties of nodes will vary over time, thus the embeddings of the two interactive nodes might need be updated and the neighbors of central nodes (i.e., the two interactive nodes) might be influenced. Previous studies, such as [39], attempt to update the embeddings of the central nodes and all of their neighborhoods, once a new edge is built. However, such a learning strategy is not reasonable in many real-world applications, because of the following reasons: if the neighbor node contains noisy information, it might be not helpful to propagate its information to other nodes. In contrast, such a propagation mechanism could lead to the collapse of the learning model. Moreover, some linkage relations between nodes might happen to be out of date as the graph is evolving, thus it might be not suitable to propagate new information between them.

Based on the above consideration, we attempt to adaptively select neighbors to update. Note that, since sampling which of neighbors to update is discrete, we could not optimize it through stochastic gradient descent based methods [42], [82]. More importantly, the process of deciding whether neighbor nodes should be updated or retained can be regarded as a sequence decision problem. Thus, we intend to address this problem via reinforcement learning that is good at optimizing the discrete problem and can capture long-term dependency and global effect for making decisions. As shown in Fig. 2, we construct the environment by the dynamic graph and the time-aware attentional aggregating module. When a new interaction occurs, the agent receives states from the environment, which are the concatenation of the interaction messages and the intermediate embeddings. Then, the agent takes actions based on current states and a learned policy network, which can determine whether to update or retain the embedding for each node. After that, new embeddings of the influenced nodes can be obtained based on the intermediate embeddings and a MLP. Finally, we maximize the reward to optimize the policy network. Reinforcement learning mainly contains three elements: state, action, reward. Next, we will introduce them in detail.

State. When an interaction (v_s, v_d, t) occurs at time t , we calculate the state $s_i(t)$ for each node $v_i \in \mathcal{N}_{s \cup d}$. The state $s_i(t)$ is composed of the following two kinds of features:

- the intermediate embedding $\mathbf{h}_i(t)$ of neighbor node i .
- the interaction message $\mathbf{m}(t)$.

The former summarizes the history information of node i until timestamp t . The latter integrates the information of the source node's neighborhoods and the destination node's neighborhoods. The state $s_i(t)$ can be expressed as:

$$\mathbf{s}_i(t) = \mathbf{h}_i(t) \parallel \mathbf{m}(t). \quad (7)$$

Action. The action of the agent is denoted as $a_i \in \{0, 1\}$, representing whether the agent decides to update the node

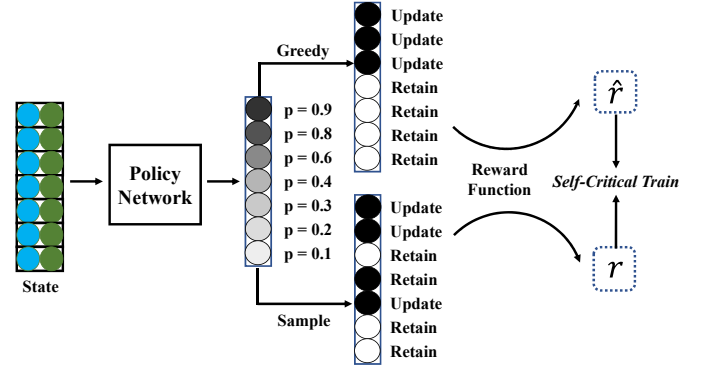


Fig. 3. The training of our policy network.

v_i or not. $a_i = 1$ stands for that the agent decides to update the representation of node v_i , while $a_i = 0$ means that the agent decides to keep the representation of node v_i . a_i is sampled according to a probability distribution produced by a learned policy network π , which consists of two fully-connected layers. Formally, the policy $\pi(s_i(t))$ is calculated as follows:

$$\pi(s_i(t)) = \sigma_2(\mathbf{W}_1 \sigma_1(\mathbf{W}_2 s_i(t))), \quad (8)$$

where σ_1 and σ_2 are ReLU and sigmoid activation functions respectively. \mathbf{W}_1 and \mathbf{W}_2 are two learnable weight matrices. When a node $v_i \in \mathcal{N}_{s \cup d}$ is determined to be updated, we utilize its previous embedding $\mathbf{x}_i(t)$ and its intermediate embedding $\mathbf{h}_i(t)$ to obtain its updated embedding. The new embedding $\mathbf{x}_i(t+)$ of v_i can be calculated as:

$$\mathbf{x}_i(t+) = \sigma_1(\mathbf{W}_u(\mathbf{x}_i(t) \parallel \mathbf{h}_i(t))), \quad (9)$$

where \mathbf{W}_u is a learnable weight matrix. If the agent decides to retain its embedding, its embedding $\mathbf{x}_i(t+)$ will be kept as:

$$\mathbf{x}_i(t+) = \mathbf{x}_i(t). \quad (10)$$

Reward. Considering that the topological relationship in graph datasets is generally provided, we utilize the topological relationship of graph to define the reward for the generalization of our method. Motivated by the previous work [64] has proved that the stability of node embedding is important for dynamic graphs and defined the stability by directly measuring the embedding difference between adjacent snapshots, we think a high similarity between node embeddings can indicate the historical topological information can be better retained, and thus define the stability of the local structure by requiring the embeddings of the center node and its neighbor nodes to be similar as much as possible. Meanwhile, we regard the stability of the local structure as our reward, defined as:

$$r = \frac{\sum_{i \in \mathcal{N}_s^*(t)} \cos(\mathbf{x}_s(t+), \mathbf{x}_i(t+))}{|\mathcal{N}_s^*(t)|} + \frac{\sum_{i \in \mathcal{N}_d^*(t)} \cos(\mathbf{x}_d(t+), \mathbf{x}_i(t+))}{|\mathcal{N}_d^*(t)|}, \quad (11)$$

where $\mathcal{N}_s^*(t)$ and $\mathcal{N}_d^*(t)$ represent the neighbor set of node s and node t at timestamp t , respectively. $|\mathcal{N}_s^*(t)|$ and $|\mathcal{N}_d^*(t)|$ represent the size of $\mathcal{N}_s^*(t)$ and $\mathcal{N}_d^*(t)$, respectively. $\cos(\cdot)$ is the cosine similarity function. The first part of the reward

Algorithm 1 The Proposed AdaNet

Require: The entire chronological edge list \mathbf{E} , the node set \mathbf{V}

```

1: Initialize the node embeddings
2: for  $(v_s, v_d, t) \in \mathbf{E}$  do
3:   calculate the interaction message by (4).
4:   for  $v_i \in \mathcal{N}_{s \cup d}(t)$  do
5:     calculate intermediate embedding  $\mathbf{h}_i(t)$  by (6).
6:     calculate state  $\mathbf{s}_i(t)$  by (7)
7:     generate policy  $\pi(\mathbf{s}_i(t))$  by (8);
8:   end for
9:   calculate baseline reward  $\hat{r}$  with greedy strategy by (11)
10:  take actions with sampling strategy and acquire reward  $r$  by (11)
11:  optimize the policy network by (12)
12:  sample a negative node  $v_n$  from  $\mathbf{V}$ 
13:  optimize the parameters of aggregating module and  $\mathbf{W}_u$  in (9) by (13)
14: end for

```

measures the similarity between the embeddings of source node s and its temporal neighbor nodes at timestamp t , while the second part measures the similarity between the embeddings of destination node d and its temporal neighbor nodes at timestamp t . By maximizing the reward r , we can preserve the historical topological information and maintain the stability of local structures, so as to achieve robust knowledge adaptation in dynamic graphs.

Optimization. We optimize our policy network by self-critical training [77], which has been widely used on sequential tasks such as sequential recommendation [82]. We adopted the self-critical training because it adds an inference time baseline on the basis of the REINFORCE algorithm [76] to normalize the rewards, which could speed up convergence. Figure 3 shows the training details of our policy network. We take actions independently with two different strategies as shown in Fig. 3. The first strategy is a baseline, which greedily update node with the probability great than or equal to 0.5. The second strategy samples the actions from the probability distributions, which is the actual action we taken on propagation. The acquired rewards for the greedy strategy and sampling strategy are \hat{r} and r , respectively. Finally, we optimize the policy network by:

$$\theta \leftarrow \theta + \eta \frac{1}{|\mathcal{N}_{s \cup d}(t)|} \sum_{i \in \mathcal{N}_{s \cup d}(t)} (r - \hat{r}) \nabla_{\theta} \log \pi_{\theta}(\mathbf{s}_i(t)), \quad (12)$$

where θ is the learned parameters of the policy network π , $|\mathcal{N}_{s \cup d}|$ is the size of $\mathcal{N}_{s \cup d}(t)$, and η is the leaning rate.

3.4 Model Training

The time-aware attentional aggregating module and the reinforced neighbor selecting module are jointly optimized during training. Algorithm 1 lists the details of the training procedure of our method. Note that the optimization order of the policy network and the graph neural network could be arbitrary, since the parameters between the two networks are not overlapped. Especially, when a new edge (v_s, v_d, t) comes, we first calculate the interaction message

TABLE 2
Statistics of three real-world graph datasets.

	UCI	Wikipedia	Reddit
number of nodes	1899	9227	10984
number of edges	59835	157474	672447
time duration	194 days	1 month	1 month
raw node features	No	Yes	Yes
raw edge features	No	Yes	Yes

by the time-aware attentional aggregating module. After that, for each node in $\mathcal{N}_{s \cup d}(t)$, we calculate its intermediate embedding. Then, we concatenate the interaction message and the intermediate embedding to obtain the state. The state will be fed into the policy network to generate the policy distributions. According to the policy distributions, we calculate the rewards to optimize the policy network with the self-critical training method. Finally, we sample a negative node v_n , and construct a negative edge (v_s, v_n, t) . We use the cross-entropy loss to optimize the time-aware attentional aggregating module, defined as:

$$L_{ce} = -\log(\sigma_2(\mathbf{x}_s(t+)^T \mathbf{x}_d(t+))) - \log(\sigma_2(1 - \mathbf{x}_s(t+)^T \mathbf{x}_n(t+))), \quad (13)$$

where σ_2 is the sigmoid activation function.

4 EXPERIMENTS

To demonstrate the effectiveness of our model, we perform extensive experiments on three real-world temporal graph datasets for future link prediction tasks. To further evaluate our model, we compare our method with the state-of-the-art baselines.

4.1 Experiment Setup

4.1.1 Datasets

We use three real-world datasets in our experiments: UCI [83], Wikipedia [40] and Reddit [40]. The statistics of these three datasets are shown in Table 2.

UCI dataset. UCI is a directed graph dataset that describes the online message communications between the student users from an online platform in the University of California, Irvine. In the UCI dataset, the nodes represent the users and the edges stand for message communications between users in the online platform.

Wikipedia dataset. The Wikipedia dataset is a bipartite graph which describes the editing interactions between users and web pages in a free online encyclopedia Wikipedia. The nodes represent the users and the web pages in Wikipedia. An interaction in this dataset means that a user edits a Wikipedia web page.

Reddit dataset. The Reddit dataset is also a bipartite graph recording the posting interactions in a large online platform of topic communities Reddit. The nodes stand for the Reddit users and the sub-reddits. When a user posts a passage to the sub-reddit, a new edge will be built between the user and the sub-reddit.

4.1.2 Baselines

We compare our method with 9 baselines: GCN [23], GraphSAGE [22], GAT [21] are three static GNN models, which could not make use of the temporal information. For performing the three baselines, we regard the dynamic graphs as a series of static graphs by ignoring the temporal information. DyGNN [39], DyRep [31], CTDNE [54], TGAT [41], Jodie [40], TGN [38] are six dynamic graph neural networks. We briefly introduce these methods as follows:

- GCN [23] is a convolutional neural network which operates the convolution operation on graph structured data and has made breakthrough in the semi-supervised node classification task.
- GraphSAGE [22] can learn node representations in a large graph with limited computing resources by designing an efficient neighbor sampling mechanism.
- GAT [21] applies the self-attention mechanism to assign different weights to different neighbors for effectively aggregating neighbor information.
- DyGNN [39] is composed of an update component and a propagation component based on memory cells to process dynamic graph data. It could capture the temporal information as the dynamic graph evolves.
- DyRep [31] is a representation learning method based on temporal point process for dynamic graph.
- CTDNE [54] is a transductive method for dynamic graphs, which takes advantage of the random walk to obtain the embeddings of the nodes.
- TGAT [41] is a variant of GAT tailored for dynamic graph. It can infer node representations in the inductive setting.
- Jodie [40] is a coupled recurrent neural network model that learns embedding from node's trajectory to predict future interactions.
- TGN [38] is a generic continuous-time inductive framework for temporal graph networks with well-designed memory modules and graph-based operators.
- AdaNet is our proposed method that aims to devise a robust knowledge adaptation mechanism for dynamic graphs. AdaNet can adaptively select the neighbor nodes to be updated via reinforcement learning, as the graph evolves.

4.1.3 Evaluation Metrics

Following [38], [39], we evaluate the performance of the compared methods on the future link prediction tasks from the following two perspectives:

- Mean Reciprocal Rank (MRR): We utilize a ranking metric, Mean Reciprocal Rank (MRR), to evaluate the performance. The calculation method can be expressed as: for each edge (v_s, v_d, t) in the testing set as the positive sample, we fix v_s and replace v_d by other nodes v_n in the entire node set V , as negative samples (v_s, v_n, t) . Then we rank the $|V|$ samples (one positive sample and $|V| - 1$ negative samples) in the descending order by the cosine similarity

between node pairs. Mathematically, MRR can be expressed as:

$$MRR = \frac{1}{M} \sum_{i=1}^M \frac{1}{rank_i} \quad (14)$$

where M is the number of edges in the testing set, and $rank_i$ is the rank of the i^{th} testing edge out of all the $|V|$ samples. A higher MRR score corresponds to better performance.

- AP and AUC: We use two popular classification metrics, Average Precision (AP) and Area Under Curve (AUC), to evaluate the performance, where the link prediction between two nodes is regarded as a binary classification task. Unlike ranking, we generate only one negative sample for each testing edge, when calculating AP and AUC.

Note that AP and AUC measure the positive sample with a single negative sample while MRR compares it with a mass of negative samples (equal to the size of V). Therefore, MRR is more challenging than AP and AUC.

4.1.4 Implementation Details

We use the Adam optimizer [84] to train our model. The early stopping strategy is adopted with a patience on validation sets of 10 epochs. The dropout rate is set to 0.5 and the learning rate is set to 0.0001. On the three real-world datasets, the degree of nodes varies dramatically. For the sake of the efficiency and parallel processing ability, our reinforced neighbor selection module only samples the most $k = 200$ recent interaction neighbors. We also perform the experiments to show the performances of our method with different values of k . We randomly initialize the node embeddings on the UCI dataset, while we use the raw features to initialize node embeddings on the Wikipedia and Reddit dataset. In our experiment, we study our method in both transductive and inductive settings. In both settings, we use the first 80% of the edges as the training set, 10% of the edges as the validation set and the rest 10% edges as the testing set. Differently, in the inductive setting we predict future edges of nodes never seen in the training set, while in the transductive setting we predict future edges of nodes observed in the training set. We run each experiment 10 times, and report the average results.

4.2 General Performance

Table 3, 4 and 5 list the experimental results. As shown in Table 3, our AdaNet model consistently outperforms all the static and dynamic approaches in terms of MRR. This illustrates that designing robust knowledge adaptation mechanism is beneficial to dynamic graph neural networks. For the transductive setting, our AdaNet relatively improves the performance by 217.0%, 2.2%, 50.2% in terms of MRR over DyRep which in general achieves the second best results based on Table 3 on the UCI, Wikipedia, Reddit datasets, respectively. For the inductive setting, our AdaNet relatively improves the MRR by 437.0%, 2.6%, 20.2% times over DyRep on the UCI, Wikipedia, Reddit datasets, respectively. The dynamic graph neural network models, including DyRep, TGAT, Jodie, TGN and our AdaNet, generally

TABLE 3

Mean Reciprocal Rank (MRR) of different methods on the three datasets in the transductive and inductive settings for the future link prediction task. '-' does not support the inductive setting. Bold represents the best result.

	UCI		Wikipedia		Reddit	
	Transductive	Inductive	Transductive	Inductive	Transductive	Inductive
GCN	0.0075 \pm 0.0012	-	0.0068 \pm 0.0004	-	0.0007 \pm 0.0002	-
GraphSAGE	0.0051 \pm 0.0005	0.0036 \pm 0.0009	0.0094 \pm 0.0014	0.0042 \pm 0.0005	0.0022 \pm 0.0006	0.0017 \pm 0.0003
GAT	0.0087 \pm 0.0013	0.0074 \pm 0.0005	0.0187 \pm 0.0024	0.0101 \pm 0.0017	0.0022 \pm 0.0003	0.0018 \pm 0.0005
CTDNE	0.0081 \pm 0.0027	-	0.0041 \pm 0.0003	-	0.0022 \pm 0.0004	-
DyGNN	0.0108 \pm 0.0001	-	0.0165 \pm 0.0002	-	0.0156 \pm 0.0001	-
DyRep	0.0312 \pm 0.0001	0.0165 \pm 0.0001	0.3253 \pm 0.0043	0.3165 \pm 0.0001	0.0378 \pm 0.0001	0.0816 \pm 0.0001
TGAT	0.0094 \pm 0.0011	0.0045 \pm 0.0002	0.0558 \pm 0.0045	0.0118 \pm 0.0015	0.0538 \pm 0.0034	0.0350 \pm 0.0133
Jodie	0.0116 \pm 0.0004	0.0086 \pm 0.0018	0.1199 \pm 0.0050	0.1399 \pm 0.0054	0.0315 \pm 0.0012	0.0413 \pm 0.0049
TGN	0.0159 \pm 0.0042	0.0143 \pm 0.0061	0.1829 \pm 0.0036	0.1786 \pm 0.0035	0.0210 \pm 0.0029	0.0203 \pm 0.0018
AdaNet	0.0989 \pm 0.0073	0.0886 \pm 0.0084	0.3323 \pm 0.0053	0.3247 \pm 0.0070	0.0568 \pm 0.0004	0.0981 \pm 0.0014

TABLE 4

Average Precision (AP) of different methods on the three datasets in the transductive and inductive settings for the future link prediction task. Bold represents the best result.

	UCI		Wikipedia		Reddit	
	Transductive	Inductive	Transductive	Inductive	Transductive	Inductive
GCN	0.5550 \pm 0.0246	-	0.5860 \pm 0.0048	-	0.7650 \pm 0.0049	-
GraphSage	0.5500 \pm 0.0220	0.4763 \pm 0.0119	0.8529 \pm 0.0034	0.8002 \pm 0.0067	0.8241 \pm 0.0220	0.8055 \pm 0.0195
GAT	0.5645 \pm 0.0021	0.5370 \pm 0.0269	0.9098 \pm 0.0049	0.8619 \pm 0.0057	0.9139 \pm 0.0098	0.9056 \pm 0.0131
CTDNE	0.4907 \pm 0.0004	-	0.6345 \pm 0.0003	-	0.5115 \pm 0.0002	-
DyGNN	0.7519 \pm 0.0035	-	0.7912 \pm 0.0002	-	0.8065 \pm 0.0009	-
DyRep	0.5507 \pm 0.0803	0.5074 \pm 0.0662	0.9480 \pm 0.0013	0.9216 \pm 0.0010	0.9803 \pm 0.0002	0.9568 \pm 0.0026
TGAT	0.8534 \pm 0.0118	0.7078 \pm 0.0194	0.9472 \pm 0.0030	0.9318 \pm 0.0013	0.9703 \pm 0.0017	0.9471 \pm 0.0051
Jodie	0.7793 \pm 0.0035	0.7036 \pm 0.0030	0.9519 \pm 0.0009	0.9399 \pm 0.0005	0.9824 \pm 0.0004	0.9668 \pm 0.0007
TGN	0.8499 \pm 0.0468	0.8140 \pm 0.0217	0.9847 \pm 0.0006	0.9778 \pm 0.0013	0.9871 \pm 0.0002	0.9758 \pm 0.0009
AdaNet	0.9191 \pm 0.0140	0.8258 \pm 0.0218	0.9898 \pm 0.0004	0.9860 \pm 0.0009	0.9936 \pm 0.0016	0.9880 \pm 0.0029

TABLE 5

Area Under Curve (AUC) of different methods on the three datasets in the transductive and inductive settings for the future link prediction task. Bold represents the best result.

	UCI		Wikipedia		Reddit	
	Transductive	Inductive	Transductive	Inductive	Transductive	Inductive
GCN	0.5620 \pm 0.0210	-	0.5880 \pm 0.0020	-	0.7821 \pm 0.0086	-
GraphSage	0.5666 \pm 0.0134	0.4694 \pm 0.0217	0.8091 \pm 0.0033	0.7511 \pm 0.0036	0.8484 \pm 0.0229	0.8367 \pm 0.0236
GAT	0.5589 \pm 0.0244	0.5151 \pm 0.0052	0.8840 \pm 0.0066	0.8266 \pm 0.0060	0.9269 \pm 0.0094	0.9220 \pm 0.0128
CTDNE	0.4738 \pm 0.0005	-	0.5788 \pm 0.0010	-	0.4144 \pm 0.0003	-
DyGNN	0.7770 \pm 0.0020	-	0.8145 \pm 0.0003	-	0.8332 \pm 0.0002	-
DyRep	0.5720 \pm 0.0791	0.4879 \pm 0.0794	0.9442 \pm 0.0010	0.9151 \pm 0.0037	0.9798 \pm 0.0003	0.9565 \pm 0.0021
TGAT	0.8852 \pm 0.0055	0.7386 \pm 0.0129	0.9496 \pm 0.0019	0.9280 \pm 0.0009	0.9755 \pm 0.0016	0.9533 \pm 0.0043
Jodie	0.7987 \pm 0.0031	0.7044 \pm 0.0018	0.9489 \pm 0.0007	0.9355 \pm 0.0010	0.9819 \pm 0.0008	0.9647 \pm 0.0010
TGN	0.8478 \pm 0.0459	0.7924 \pm 0.0225	0.9839 \pm 0.0006	0.9766 \pm 0.0013	0.9867 \pm 0.0003	0.9748 \pm 0.0011
AdaNet	0.9259 \pm 0.0112	0.8204 \pm 0.0263	0.9880 \pm 0.0006	0.9837 \pm 0.0013	0.9930 \pm 0.0019	0.9868 \pm 0.0035

achieve better performance than three static models GCN, GraphSAGE and GAT, which demonstrates the necessity of capturing the temporal information in dynamic graphs. On the Wikipedia and Reddit datasets, CTDNE and DyGNN obtain worse results over the static models. We guess that this may be because CTDNE and DyGNN fail to model the edge features, leading to the information loss. Table 4 and Table 5 show the experiment results in terms of AP and AUC for the future link prediction task. Our AdaNet still achieves the best performance over the baselines under all the cases. Thus, we can come to the same conclusion as the above statement.

4.3 Ablation Study

In this subsection, we perform ablation study to verify the effectiveness of our two components: 1) time-aware attentional aggregating module which consists of one aggregate

process for calculating the interaction message and one information propagation process for calculating the intermediate embeddings, as shown in Fig. 2; 2) the reinforced neighbor selection module. We design two variants for the attention based module, and three variants for the neighbor selection strategies as:

- AdaNet-agg-w.o.-time: we remove the time-decay coefficient in the aggregate process.
- AdaNet-pro-w.o.-time: we remove the time-decay coefficient in the information propagation process.
- AdaNet-select-all: we update all the neighbors of the interacted nodes.
- AdaNet-select-none: we do not update any neighbors of the interacted nodes.
- AdaNet-select-random: we randomly update the neighbors of the interacted nodes.

We conduct the ablation study on the three datasets in

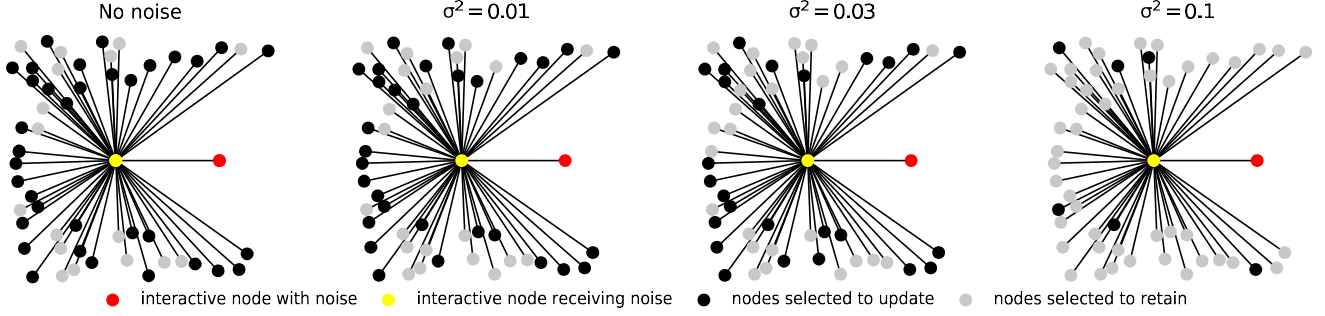


Fig. 4. Actions taken by our neighbor selection module under different levels of noise.

TABLE 6

Ablation study on the three datasets in the transductive setting.

Datasets	Methods	MRR	AP	AUC
UCI	AdaNet	0.0989	0.9191	0.9259
	AdaNet-aggr-w.o.-time	0.0827	0.9014	0.8772
	AdaNet-pro-w.o.-time	0.0812	0.9045	0.8997
	AdaNet-select-all	0.0742	0.8739	0.8595
	AdaNet-select-none	0.0768	0.8318	0.8281
	AdaNet-select-random	0.0502	0.7524	0.7354
Wikipedia	AdaNet	0.3323	0.9898	0.9880
	AdaNet-aggr-w.o.-time	0.3213	0.9816	0.9810
	AdaNet-pro-w.o.-time	0.3224	0.9886	0.9871
	AdaNet-select-all	0.2452	0.9763	0.9793
	AdaNet-select-none	0.3021	0.9769	0.9745
	AdaNet-select-random	0.1447	0.9564	0.9633
Reddit	AdaNet	0.0568	0.9936	0.9930
	AdaNet-aggr-w.o.-time	0.0507	0.9871	0.9884
	AdaNet-pro-w.o.-time	0.0479	0.9848	0.9860
	AdaNet-select-all	0.0275	0.9758	0.9714
	AdaNet-select-none	0.0489	0.9743	0.9695
	AdaNet-select-random	0.0218	0.9625	0.9551

TABLE 7

Ablation study on the three datasets in the inductive setting.

Datasets	Methods	MRR	AP	AUC
UCI	AdaNet	0.0886	0.8258	0.8204
	AdaNet-aggr-w.o.-time	0.0686	0.8089	0.7816
	AdaNet-pro-w.o.-time	0.0711	0.8107	0.7922
	AdaNet-select-all	0.0659	0.7842	0.7622
	AdaNet-select-none	0.0688	0.7792	0.7596
	AdaNet-select-random	0.0458	0.7232	0.7148
Wikipedia	AdaNet	0.3247	0.9860	0.9837
	AdaNet-aggr-w.o.-time	0.3142	0.9842	0.9823
	AdaNet-pro-w.o.-time	0.3171	0.9849	0.9826
	AdaNet-select-all	0.2439	0.9834	0.9780
	AdaNet-select-none	0.2959	0.9808	0.9786
	AdaNet-select-random	0.1490	0.9671	0.9609
Reddit	AdaNet	0.0981	0.9880	0.9868
	AdaNet-aggr-w.o.-time	0.0942	0.9816	0.9856
	AdaNet-pro-w.o.-time	0.0903	0.9808	0.9847
	AdaNet-select-all	0.0529	0.9664	0.9628
	AdaNet-select-none	0.0819	0.9737	0.9787
	AdaNet-select-random	0.0430	0.9548	0.9578

both transductive and inductive settings. Table 6 and Table 7 show the experimental results. AdaNet performs better than AdaNet-aggr-w.o.-time and AdaNet-pro-w.o.-time, indicating that time-related information can boost the performance of our method. In addition, AdaNet outperforms the methods using three neighbor selection variants, which demonstrates our robust knowledge adaptation mechanism can effectively determine when to propagate knowledge to

other nodes, enabling to learn robust node representations.

4.4 Visualizations of Robustness

In order to intuitively understand our reinforced neighbor selection module, we design one robustness visualization experiment by showing the actions output by the policy network under different levels of noise added into the UCI dataset. As shown in Fig. 4, the variance σ^2 of the Gaussian noise is set to 0, 0.01, 0.03, and 0.1 from left to right. The red point is the central node, into which we add the above noise. The noisy information will be blindly propagated to the yellow node and its all neighborhoods if using previous methods. In Fig. 4, we observe that, in the yellow node's neighborhoods, the number of nodes selected to be updated decreases by using our method, as the level of the noise increases. This indicates that the noisy information could be prevented to some extent by our method, such that the negative influence can be lowered, and thus our method is robust to noise.

4.5 Quantitative Robustness Analysis

We further quantitatively verify the robustness of our model by adding different levels of noise into the UCI dataset. In order to further show its robustness, we compare our method with DyRep and TGN, where DyRep achieves the second result in Table 3 and TGN achieves the second best result based on Table 4 and 5. After adding the Gaussian noise on each neighbor's embedding, we aggregate the neighborhood information by different methods for updating node embeddings. We set the variance σ^2 of the Gaussian noise to 0.01, 0.03, 0.1, and 0.3 to simulate different levels of noise. Table 8 lists the results in terms of the MRR metric. 'DEC' denotes the decrements compared to the performance of the corresponding model when $\sigma^2 = 0$. As shown in Table 8, when $\sigma^2 = 0.01$ and $\sigma^2 = 0.03$, the noise influences a little on all the models. However, when $\sigma^2 = 0.1$ and $\sigma^2 = 0.3$, the performances of DyRep and TGN drop dramatically, while our method has smaller performance drops than them. Table 9 and 10 show the experimental results in terms of AP and AUC, respectively. Since the link prediction task evaluated by AP and AUC is easier than that by the MRR metric, the performances of our method in terms of AP and AUC drop slightly less than that in terms of MRR. Moreover, the decrement of our model is still less than that of the compared methods in both transductive and inductive settings. The above robustness

TABLE 8

Robustness Analysis of our method in the transductive and inductive settings in terms of MRR on the UCI dataset.

Models	Settings	$\sigma^2 = 0$	$\sigma^2 = 0.01$		$\sigma^2 = 0.03$		$\sigma^2 = 0.1$		$\sigma^2 = 0.3$	
		MRR	MRR	DEC	MRR	DEC	MRR	DEC	MRR	DEC
DyRep	Transductive	0.0312	0.0311	0.3%	0.0305	2.2%	0.0268	14.1%	0.0152	51.2%
	Inductive	0.0165	0.0164	0.6%	0.0164	0.6%	0.0161	2.4%	0.0126	23.6%
TGN	Transductive	0.0159	0.0158	0.6%	0.0156	1.9%	0.0141	11.3%	0.0111	30.2%
	Inductive	0.0143	0.0142	0.7%	0.0140	2.1%	0.0116	18.9%	0.0081	43.4%
AdaNet	Transductive	0.0989	0.0988	0.1%	0.0981	0.8%	0.0958	3.1%	0.0941	5.0%
	Inductive	0.0886	0.0885	0.1%	0.0884	0.2%	0.0878	0.9%	0.0855	3.5%

TABLE 9

Robustness Analysis of our method in the transductive and inductive settings in terms of AP on the UCI dataset.

Models	Settings	$\sigma^2 = 0$	$\sigma^2 = 0.01$		$\sigma^2 = 0.03$		$\sigma^2 = 0.1$		$\sigma^2 = 0.3$	
		AP	AP	DEC	AP	DEC	AP	DEC	AP	DEC
DyRep	Transductive	0.5507	0.5448	1.1%	0.5426	1.5%	0.5395	2.0%	0.5273	4.2%
	Inductive	0.5074	0.4993	1.6%	0.4990	1.6%	0.4981	1.8%	0.4944	2.6%
TGN	Transductive	0.8499	0.8465	0.4%	0.8363	1.6%	0.8273	2.7%	0.8081	4.9%
	Inductive	0.8140	0.8137	0.1%	0.8094	0.6%	0.8064	0.9%	0.7959	2.2%
AdaNet	Transductive	0.9191	0.9154	0.4%	0.9070	1.3%	0.9015	1.9%	0.8830	3.9%
	Inductive	0.8258	0.8256	0.1%	0.8255	0.1%	0.8181	0.9%	0.8157	1.2%

TABLE 10

Robustness Analysis of our method in the transductive and inductive settings in terms of AUC on the UCI dataset.

Models	Settings	$\sigma^2 = 0$	$\sigma^2 = 0.01$		$\sigma^2 = 0.03$		$\sigma^2 = 0.1$		$\sigma^2 = 0.3$	
		AUC	AUC	DEC	AUC	DEC	AUC	DEC	AUC	DEC
DyRep	Transductive	0.5720	0.5706	0.2%	0.5616	1.8%	0.5603	2.0%	0.5436	5.0%
	Inductive	0.4879	0.4850	0.6%	0.4781	2.0%	0.4759	2.4%	0.4685	4.0%
TGN	Transductive	0.8478	0.8429	0.6%	0.8314	1.9%	0.8262	2.5%	0.8054	5.0%
	Inductive	0.7924	0.7870	0.7%	0.7865	0.8%	0.7805	1.5%	0.7760	2.1%
AdaNet	Transductive	0.9259	0.9237	0.2%	0.9177	0.9%	0.9077	2.0%	0.8880	4.1%
	Inductive	0.8204	0.8170	0.4%	0.8152	0.6%	0.8132	0.9%	0.8110	1.1%

TABLE 11

Impact of the number of neighbors of our method in the transductive and inductive settings in the terms of MRR.

		k=0	k=50	k=100	k=200
UCI	Transductive	0.0768	0.0981	0.0978	0.0989
	Inductive	0.0688	0.0878	0.0878	0.0886
Wikipedia	Transductive	0.3021	0.3318	0.3357	0.3323
	Inductive	0.2959	0.3210	0.3235	0.3247
Reddit	Transductive	0.0489	0.0531	0.0583	0.0568
	Inductive	0.0819	0.0951	0.0971	0.0981

TABLE 12

Impact of the number of neighbors of our method in the transductive and inductive settings in the terms of AP.

		k=0	k=50	k=100	k=200
UCI	Transductive	0.8318	0.9175	0.9175	0.9191
	Inductive	0.7792	0.7919	0.8283	0.8258
Wikipedia	Transductive	0.9769	0.9886	0.9895	0.9898
	Inductive	0.9808	0.9856	0.9868	0.9860
Reddit	Transductive	0.9743	0.9944	0.9958	0.9936
	Inductive	0.9737	0.9794	0.9817	0.9880

analysis once again shows that our method of designing a reinforced knowledge propagation mechanism is robust to noise.

4.6 Impact of the Number of Neighbors

As a trade off between speed and performance, we set a limit to the neighborhood size k in our reinforced based agent. i.e., we only send the most recent k neighbors to the agent for selection. Thus, we study the impact of different numbers of neighbors on the model performance. We search k from $\{50, 100, 200\}$ respectively and test the performance of our method on all the three datasets in both transductive and inductive setting. Table 11, 12, and 13 report the experimental results in terms of MRR, AP and AUC, respectively. Note that $k = 0$ means that we do not update any neighbor nodes of the two interacted nodes. We observe when $k = 0$, the performance of the model drops significantly.

TABLE 13

Impact of the number of neighbors of our method in the transductive and inductive settings in the terms of AUC.

		k=0	k=50	k=100	k=200
UCI	Transductive	0.8281	0.9144	0.9249	0.9259
	Inductive	0.7596	0.8093	0.8146	0.8204
Wikipedia	Transductive	0.9745	0.9878	0.9896	0.9880
	Inductive	0.9786	0.9833	0.9841	0.9837
Reddit	Transductive	0.9695	0.9871	0.9933	0.9930
	Inductive	0.9787	0.9879	0.9867	0.9868

This illustrates simply dropping all neighbor nodes to avoid noise propagation will lead to significant information loss. When setting k into 50, 100, or 200, the performance of AdaNet is relatively stable. Generally, AdaNet achieves the best performance when k is set to 100 or 200. We set $k = 200$ throughout the experiment.

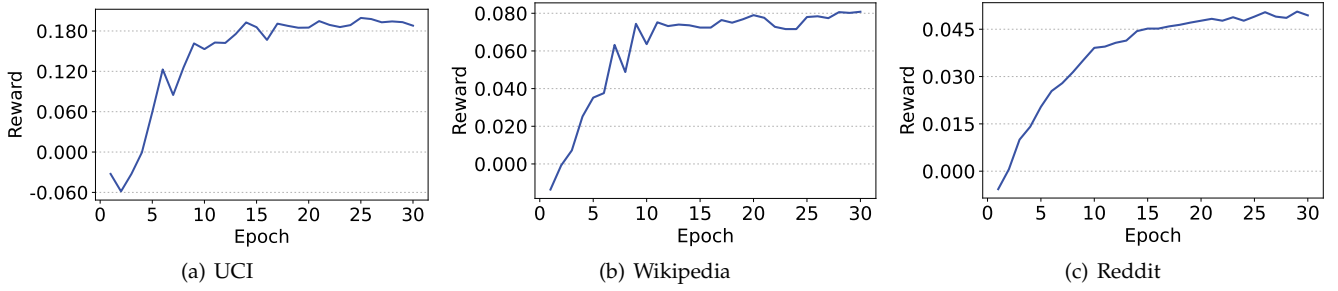


Fig. 5. The reward curves of our method on the UCI, Wikipedia, and Reddit datasets, respectively.

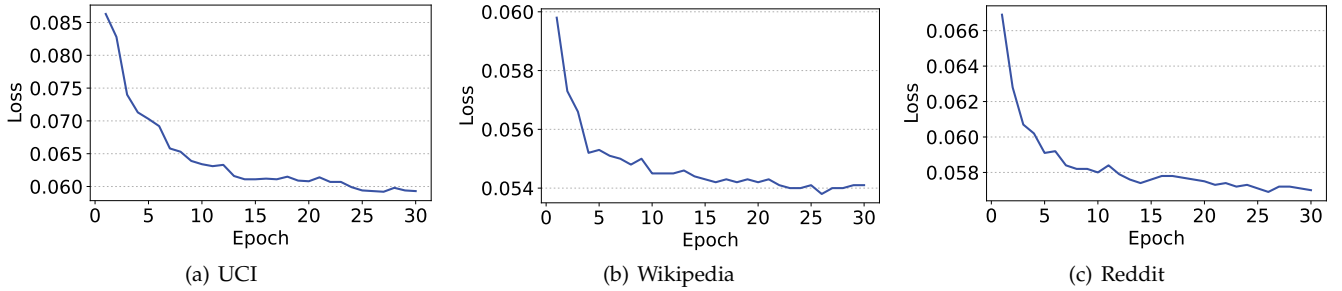


Fig. 6. The loss curves of our method on the UCI, Wikipedia, and Reddit datasets, respectively.

4.7 Convergence Analysis

Finally, we analyze the convergence of our method. Fig. 5 and 6 show the convergence curves of AdaNet on all the three datasets, where the horizontal axis denotes the training epochs and the vertical axis refers to the reward values and the training losses, respectively. Our method can be convergent, after around 25 epochs.

5 CONCLUSION AND FUTURE WORK

In this paper, we proposed a robust knowledge propagation method for dynamic graph neural networks. We devised a reinforcement learning based strategy to dynamically determine whether the embedding of one node should be update. In this way, we can propagate effective knowledge to other nodes, and learn robust node representations. Extensive experimental results demonstrated that our model outperformed the state-of-the-arts and had a strong robustness against noise.

Several interesting future works can be followed up, including:

- Hierarchical decisions: our current AdaNet model takes actions on the node-wise level, i.e. update or not on a single node. In the future work, we could use a hierarchical reinforcement learning strategy to generate decisions at different levels. For example, a higher level decision on the graph restricts the amount of the updating nodes, and a lower level decision decides to update which nodes.
- Knowledge adaptation on more complicated graphs: there is only one type of relationship between nodes on dynamic graphs in this paper. We can extend our method to handle multi-relational graph by designing a scheme to use different agents to decide

whether the knowledge should be propagated between nodes of different relationships.

- Diverse graph tasks: we evaluate our proposed model on the future link prediction task in the experiment section. We can explore our model on more graph tasks, e.g. node classification, graph classification, community detection.

REFERENCES

- [1] R. Albert, H. Jeong, and A.-L. Barabási, "Diameter of the world-wide web," *nature*, vol. 401, no. 6749, pp. 130–131, 1999.
- [2] H. W. Park and M. Thelwall, "Hyperlink analyses of the world wide web: A review," *Journal of computer-mediated communication*, vol. 8, no. 4, p. JCMC843, 2003.
- [3] H. Pei, B. Wei, K. C.-C. Chang, Y. Lei, and B. Yang, "Geom-gcn: Geometric graph convolutional networks," in *International Conference on Learning Representations*, 2019.
- [4] A. Sala, L. Cao, C. Wilson, R. Zablit, H. Zheng, and B. Y. Zhao, "Measurement-calibrated graph models for social network experiments," in *The Web Conference*, 2010, pp. 861–870.
- [5] J. Tang, J. Zhang, L. Yao, J. Li, L. Zhang, and Z. Su, "Arnetminer: extraction and mining of academic social networks," in *ACM SIGKDD Conference on Knowledge Discovery and Data Mining*, 2008, pp. 990–998.
- [6] W. Xia, Y. Li, J. Wu, and S. Li, "Deepis: Susceptibility estimation on social networks," in *ACM International Conference on Web Search and Data Mining*, 2021, pp. 761–769.
- [7] C. An, M. Zhong, Y. Chen, D. Wang, X. Qiu, and X. Huang, "Enhancing scientific papers summarization with citation graph," in *AAAI Conference on Artificial Intelligence*, 2021, pp. 12 498–12 506.
- [8] K. Feng, C. Li, Y. Yuan, and G. Wang, "Freekd: Free-direction knowledge distillation for graph neural networks," *arXiv*, 2022.
- [9] N. J. Van Eck and L. Waltman, "Citnetexplorer: A new software tool for analyzing and visualizing citation networks," *Journal of informetrics*, vol. 8, no. 4, pp. 802–823, 2014.
- [10] C. T. Have and L. J. Jensen, "Are graph databases ready for bioinformatics?" *Bioinformatics*, vol. 29, no. 24, p. 3107, 2013.
- [11] Z. Guo, C. Zhang, W. Yu, J. Herr, O. Wiest, M. Jiang, and N. V. Chawla, "Few-shot graph learning for molecular property prediction," in *The Web Conference*, 2021, pp. 2559–2567.

- [12] X.-M. Zhang, L. Liang, L. Liu, and M.-J. Tang, "Graph neural networks and their current applications in bioinformatics," *Frontiers in Genetics*, vol. 12, 2021.
- [13] M. Henaff, J. Bruna, and Y. LeCun, "Deep convolutional networks on graph-structured data," *arXiv*, 2015.
- [14] J. Zhou, G. Cui, S. Hu, Z. Zhang, C. Yang, Z. Liu, L. Wang, C. Li, and M. Sun, "Graph neural networks: A review of methods and applications," *AI Open*, vol. 1, pp. 57–81, 2020.
- [15] J. You, R. Ying, and J. Leskovec, "Position-aware graph neural networks," in *International Conference on Machine Learning*. PMLR, 2019, pp. 7134–7143.
- [16] Y. Li, R. Zemel, M. Brockschmidt, and D. Tarlow, "Gated graph sequence neural networks," in *International Conference on Learning Representations*, 2016.
- [17] C. Zhang, D. Song, C. Huang, A. Swami, and N. V. Chawla, "Heterogeneous graph neural network," in *ACM SIGKDD Conference on Knowledge Discovery and Data Mining*, 2019, pp. 793–803.
- [18] X. Wang, H. Ji, C. Shi, B. Wang, Y. Ye, P. Cui, and P. S. Yu, "Heterogeneous graph attention network," in *The Web Conference*, 2019, pp. 2022–2032.
- [19] Z. Xinyi and L. Chen, "Capsule graph neural network," in *International Conference on Learning Representations*, 2018.
- [20] M. Liu, H. Gao, and S. Ji, "Towards deeper graph neural networks," in *ACM SIGKDD Conference on Knowledge Discovery and Data Mining*, 2020, pp. 338–348.
- [21] P. Veličković, G. Cucurull, A. Casanova, A. Romero, P. Lio, and Y. Bengio, "Graph attention networks," *arXiv*, 2017.
- [22] W. L. Hamilton, R. Ying, and J. Leskovec, "Inductive representation learning on large graphs," in *Annual Conference on Neural Information Processing Systems*, 2017, pp. 1025–1035.
- [23] T. N. Kipf and M. Welling, "Semi-supervised classification with graph convolutional networks," *arXiv*, 2016.
- [24] X. Liu, P.-C. Hsieh, N. Duffield, R. Chen, M. Xie, and X. Wen, "Real-time streaming graph embedding through local actions," in *The Web Conference*, 2019, pp. 285–293.
- [25] B. Yu, H. Yin, and Z. Zhu, "Spatio-temporal graph convolutional networks: A deep learning framework for traffic forecasting," *arXiv*, 2017.
- [26] M. Beladev, L. Rokach, G. Katz, I. Guy, and K. Radinsky, "td-graphembed: temporal dynamic graph-level embedding," in *ACM International Conference on Information and Knowledge Management*, 2020, pp. 55–64.
- [27] Y. Lu, X. Wang, C. Shi, P. S. Yu, and Y. Ye, "Temporal network embedding with micro-and macro-dynamics," in *ACM International Conference on Information and Knowledge Management*, 2019, pp. 469–478.
- [28] N. Etemadyrad, Q. Li, and L. Zhao, "Deep graph spectral evolution networks for graph topological evolution," in *Proceedings of the AAAI Conference on Artificial Intelligence*, vol. 35, no. 8, 2021, pp. 7358–7366.
- [29] S. Geng, P. Gao, M. Chatterjee, C. Hori, J. Le Roux, Y. Zhang, H. Li, and A. Cherian, "Dynamic graph representation learning for video dialog via multi-modal shuffled transformers," in *Proceedings of the AAAI Conference on Artificial Intelligence*, vol. 35, no. 2, 2021, pp. 1415–1423.
- [30] Z. Wen and Y. Fang, "Trend: Temporal event and node dynamics for graph representation learning," in *The Web Conference*, 2022, pp. 1159–1169.
- [31] R. Trivedi, M. Farajtabar, P. Biswal, and H. Zha, "Dyrep: Learning representations over dynamic graphs," in *International Conference on Learning Representations*, 2019.
- [32] P. Goyal, S. R. Chhetri, and A. Canedo, "dyngraph2vec: Capturing network dynamics using dynamic graph representation learning," *Knowledge-Based Systems*, vol. 187, p. 104816, 2020.
- [33] F. Heidari and M. Papagelis, "Evolving network representation learning based on random walks," *Applied network science*, vol. 5, no. 1, pp. 1–38, 2020.
- [34] D. Zhou, L. Zheng, J. Han, and J. He, "A data-driven graph generative model for temporal interaction networks," in *ACM SIGKDD Conference on Knowledge Discovery and Data Mining*, 2020, pp. 401–411.
- [35] D. Xu, W. Cheng, D. Luo, Y. Gu, X. Liu, J. Ni, B. Zong, H. Chen, and X. Zhang, "Adaptive neural network for node classification in dynamic networks," in *2019 IEEE International Conference on Data Mining*. IEEE, 2019, pp. 1402–1407.
- [36] H. Xue, L. Yang, W. Jiang, Y. Wei, Y. Hu, and Y. Lin, "Modeling dynamic heterogeneous network for link prediction using hierarchical attention with temporal rnn," in *Joint European Conference on Machine Learning and Knowledge Discovery in Databases*. Springer, 2020, pp. 282–298.
- [37] R. Trivedi, H. Dai, Y. Wang, and L. Song, "Know-evolve: Deep temporal reasoning for dynamic knowledge graphs," in *International Conference on Machine Learning*. PMLR, 2017, pp. 3462–3471.
- [38] E. Rossi, B. Chamberlain, F. Frasca, D. Eynard, F. Monti, and M. Bronstein, "Temporal graph networks for deep learning on dynamic graphs," *arXiv*, 2020.
- [39] Y. Ma, Z. Guo, Z. Ren, J. Tang, and D. Yin, "Streaming graph neural networks," in *ACM SIGIR Conference on Research and Development in Information Retrieval*, 2020, pp. 719–728.
- [40] S. Kumar, X. Zhang, and J. Leskovec, "Predicting dynamic embedding trajectory in temporal interaction networks," in *ACM SIGKDD Conference on Knowledge Discovery and Data Mining*, 2019, pp. 1269–1278.
- [41] D. Xu, C. Ruan, E. Korpeoglu, S. Kumar, and K. Achan, "Inductive representation learning on temporal graphs," *arXiv*, 2020.
- [42] B. Wang, M. Qiu, X. Wang, Y. Li, Y. Gong, X. Zeng, J. Huang, B. Zheng, D. Cai, and J. Zhou, "A minimax game for instance based selective transfer learning," in *ACM SIGKDD Conference on Knowledge Discovery and Data Mining*, 2019, pp. 34–43.
- [43] F. Wu, A. Souza, T. Zhang, C. Fifty, T. Yu, and K. Weinberger, "Simplifying graph convolutional networks," in *International Conference on Machine Learning*, 2019, pp. 6861–6871.
- [44] W.-L. Chiang, X. Liu, S. Si, Y. Li, S. Bengio, and C.-J. Hsieh, "Cluster-gcn: An efficient algorithm for training deep and large graph convolutional networks," in *ACM SIGKDD Conference on Knowledge Discovery and Data Mining*, 2019, pp. 257–266.
- [45] J. Chen, T. Ma, and C. Xiao, "Fastgcn: fast learning with graph convolutional networks via importance sampling," *arXiv*, 2018.
- [46] H. Zeng, H. Zhou, A. Srivastava, R. Kannan, and V. Prasanna, "Graphsaint: Graph sampling based inductive learning method," *arXiv*, 2019.
- [47] D. Bieber, C. Sutton, H. Larochelle, and D. Tarlow, "Learning to execute programs with instruction pointer attention graph neural networks," *Annual Conference on Neural Information Processing Systems*, vol. 33, pp. 8626–8637, 2020.
- [48] W. Feng, J. Zhang, Y. Dong, Y. Han, H. Luan, Q. Xu, Q. Yang, E. Kharlamov, and J. Tang, "Graph random neural networks for semi-supervised learning on graphs," *Annual Conference on Neural Information Processing Systems*, vol. 33, pp. 22 092–22 103, 2020.
- [49] K. Xu, W. Hu, J. Leskovec, and S. Jegelka, "How powerful are graph neural networks?" *arXiv*, 2018.
- [50] B. Weisfeiler and A. Leman, "The reduction of a graph to canonical form and the algebra which appears therein," *NTI, Series*, vol. 2, no. 9, pp. 12–16, 1968.
- [51] J. Klicpera, A. Bojchevski, and S. Günnemann, "Predict then propagate: Graph neural networks meet personalized pagerank," *arXiv*, 2018.
- [52] L. Page, S. Brin, R. Motwani, and T. Winograd, "The pagerank citation ranking: Bringing order to the web." Stanford InfoLab, Tech. Rep., 1999.
- [53] M. Chen, Z. Wei, Z. Huang, B. Ding, and Y. Li, "Simple and deep graph convolutional networks," in *International Conference on Machine Learning*. PMLR, 2020, pp. 1725–1735.
- [54] G. H. Nguyen, J. B. Lee, R. A. Rossi, N. K. Ahmed, E. Koh, and S. Kim, "Continuous-time dynamic network embeddings," in *The Web Conference*, 2018, pp. 969–976.
- [55] Y. Han, G. Huang, S. Song, L. Yang, H. Wang, and Y. Wang, "Dynamic neural networks: A survey," *IEEE Transactions on Pattern Analysis and Machine Intelligence*, 2021.
- [56] S. M. Kazemi, R. Goel, K. Jain, I. Kobzyev, A. Sethi, P. Forsyth, and P. Poupart, "Representation learning for dynamic graphs: A survey," *J. Mach. Learn. Res.*, vol. 21, no. 70, pp. 1–73, 2020.
- [57] Y. Zhu, F. Lyu, C. Hu, X. Chen, and X. Liu, "Learnable encoder-decoder architecture for dynamic graph: A survey," *arXiv*, 2022.
- [58] N. M. A. Ibrahim and L. Chen, "Link prediction in dynamic social networks by integrating different types of information," *Applied Intelligence*, vol. 42, no. 4, pp. 738–750, 2015.
- [59] N. M. Ahmed, L. Chen, Y. Wang, B. Li, Y. Li, and W. Liu, "Sampling-based algorithm for link prediction in temporal networks," *Information Sciences*, vol. 374, pp. 1–14, 2016.
- [60] N. M. Ahmed and L. Chen, "An efficient algorithm for link prediction in temporal uncertain social networks," *Information Sciences*, vol. 331, pp. 120–136, 2016.

- [61] J. Wang, G. Song, Y. Wu, and L. Wang, "Streaming graph neural networks via continual learning," in *ACM International Conference on Information and Knowledge Management*, 2020, pp. 1515–1524.
- [62] A. Pareja, G. Domeniconi, J. Chen, T. Ma, T. Suzumura, H. Kanezashi, T. Kaler, T. Schardl, and C. Leiserson, "Evolvegc: Evolving graph convolutional networks for dynamic graphs," in *Proceedings of the AAAI Conference on Artificial Intelligence Conference on Artificial Intelligence*, vol. 34, no. 04, 2020, pp. 5363–5370.
- [63] X. Chang, X. Liu, J. Wen, S. Li, Y. Fang, L. Song, and Y. Qi, "Continuous-time dynamic graph learning via neural interaction processes," in *ACM International Conference on Information and Knowledge Management*, 2020, pp. 145–154.
- [64] P. Goyal, N. Kamra, X. He, and Y. Liu, "Dyngem: Deep embedding method for dynamic graphs," *arXiv*, 2018.
- [65] L. Zhou, Y. Yang, X. Ren, F. Wu, and Y. Zhuang, "Dynamic network embedding by modeling triadic closure process," in *AAAI Conference on Artificial Intelligence*, 2018.
- [66] G. H. Nguyen, J. B. Lee, R. A. Rossi, N. K. Ahmed, E. Koh, and S. Kim, "Dynamic network embeddings: From random walks to temporal random walks," in *2018 IEEE International Conference on Big Data*, 2018, pp. 1085–1092.
- [67] L. P. Kaelbling, M. L. Littman, and A. W. Moore, "Reinforcement learning: A survey," *Journal of Artificial Intelligence Research*, vol. 4, pp. 237–285, 1996.
- [68] P. Henderson, R. Islam, P. Bachman, J. Pineau, D. Precup, and D. Meger, "Deep reinforcement learning that matters," in *Proceedings of the AAAI Conference on Artificial Intelligence Conference on Artificial Intelligence*, vol. 32, no. 1, 2018.
- [69] C. Angermueller, D. Dohan, D. Belanger, R. Deshpande, K. Murphy, and L. Colwell, "Model-based reinforcement learning for biological sequence design," in *International Conference on Learning Representations*, 2019.
- [70] O. Nachum, S. S. Gu, H. Lee, and S. Levine, "Data-efficient hierarchical reinforcement learning," *Annual Conference on Neural Information Processing Systems*, vol. 31, 2018.
- [71] O. Nachum, M. Norouzi, K. Xu, and D. Schuurmans, "Bridging the gap between value and policy based reinforcement learning," *Annual Conference on Neural Information Processing Systems*, vol. 30, 2017.
- [72] K. Arulkumaran, M. P. Deisenroth, M. Brundage, and A. A. Bharath, "Deep reinforcement learning: A brief survey," *IEEE Signal Processing Magazine*, vol. 34, no. 6, pp. 26–38, 2017.
- [73] Y. Li, "Deep reinforcement learning: An overview," *arXiv*, 2017.
- [74] J. Fan, Z. Wang, Y. Xie, and Z. Yang, "A theoretical analysis of deep q-learning," in *Learning for Dynamics and Control*. PMLR, 2020, pp. 486–489.
- [75] S. Zou, T. Xu, and Y. Liang, "Finite-sample analysis for sarsa with linear function approximation," *arXiv*, 2019.
- [76] R. J. Williams, "Simple statistical gradient-following algorithms for connectionist reinforcement learning," *Machine learning*, vol. 8, no. 3, pp. 229–256, 1992.
- [77] S. J. Rennie, E. Marcheret, Y. Mroueh, J. Ross, and V. Goel, "Self-critical sequence training for image captioning," in *IEEE Conference on Computer Vision and Pattern Recognition*, 2017, pp. 7008–7024.
- [78] V. Mnih, A. P. Badia, M. Mirza, A. Graves, T. Lillicrap, T. Harley, D. Silver, and K. Kavukcuoglu, "Asynchronous methods for deep reinforcement learning," in *International Conference on Machine Learning*, 2016, pp. 1928–1937.
- [79] T. Haarnoja, A. Zhou, P. Abbeel, and S. Levine, "Soft actor-critic: Off-policy maximum entropy deep reinforcement learning with a stochastic actor," in *International Conference on Machine Learning*, 2018, pp. 1861–1870.
- [80] M. Babaeizadeh, I. Frosio, S. Tyree, J. Clemons, and J. Kautz, "Reinforcement learning through asynchronous advantage actor-critic on a gpu," *arXiv*, 2016.
- [81] S. Iqbal and F. Sha, "Actor-attention-critic for multi-agent reinforcement learning," in *International Conference on Machine Learning*. PMLR, 2019, pp. 2961–2970.
- [82] L. Chen, F. Yuan, J. Yang, X. Ao, C. Li, and M. Yang, "A user-adaptive layer selection framework for very deep sequential recommender models," in *AAAI Conference on Artificial Intelligence*, 2021, pp. 3984–3991.
- [83] J. Kunegis, "Konect: the koblenz network collection," in *The Web Conference*, 2013, pp. 1343–1350.
- [84] Z. Zhang, "Improved adam optimizer for deep neural networks," in *2018 IEEE/ACM 26th International Symposium on Quality of Service*. IEEE, 2018, pp. 1–2.



Hanjie Li received the B.E. degree in Computer Science and Technology from Beijing Institute of Technology (BIT) in 2022. He will pursue the master degree in Computer Science and Technology at Beijing Institute of Technology (BIT) from 2022. His research interests include graph neural networks and reinforce learning.



Chengsheng Li received the B.E. degree from the University of Electronic Science and Technology of China (UESTC) in 2008 and the Ph.D. degree in pattern recognition and intelligent system from the Institute of Automation, Chinese Academy of Sciences, in 2013. During his Ph.D., he once studied as a Research Assistant with The Hong Kong Polytechnic University from 2009 to 2010. He is currently a Professor with the Beijing Institute of Technology. Before joining the Beijing Institute of Technology, he

worked with IBM Research, China, Alibaba Group, and UESTC. He has more than 70 refereed publications in international journals and conferences, including IEEE TRANSACTIONS ON PATTERN ANALYSIS AND MACHINE INTELLIGENCE, IEEE TRANSACTIONS ON IMAGE PROCESSING, IEEE TRANSACTIONS ON NEURAL NETWORKS AND LEARNING SYSTEMS, IEEE TRANSACTIONS ON COMPUTERS, IEEE TRANSACTIONS ON MULTIMEDIA, PR, CVPR, AAAI, IJCAI, CIKM, MM, and ICMR. His research interests include machine learning, data mining, and computer vision. He won the National Science Fund for Excellent Young Scholars in 2021.



Kaituo Feng received the B.E. degree in Computer Science and Technology from Beijing Institute of Technology (BIT) in 2022. He will pursue the master degree in Computer Science and Technology at Beijing Institute of Technology (BIT) from 2022. His research interests include graph neural networks and knowledge distillation.



Ye Yuan received the B.S., M.S., and Ph.D. degrees in computer science from Northeastern University in 2004, 2007, and 2011, respectively. He is currently a Professor with the Department of Computer Science, Beijing Institute of Technology, China. He has more than 100 refereed publications in international journals and conferences, including VLDBJ, IEEE TRANSACTIONS ON PARALLEL AND DISTRIBUTED SYSTEMS, IEEE TRANSACTIONS ON KNOWLEDGE AND DATA ENGINEERING, SIGMOD, PVLDB, ICDE, IJCAI, WWW, and KDD. His research interests include graph embedding, graph neural networks, and social network analysis. He won the National Science Fund for Excellent Young Scholars in 2016.



Guoren Wang received the B.S., M.S., and Ph.D. degrees in computer science from Northeastern University, Shenyang, in 1988, 1991, and 1996, respectively. He is currently a Professor with the School of Computer Science and Technology, Beijing Institute of Technology, Beijing, where he has been the Dean since 2020. He has more than 300 refereed publications in international journals and conferences, including VLDBJ, IEEE TRANS-ACTIONS ON PARALLEL AND DISTRIBUTED SYSTEMS, IEEE TRANS-

ACTIONS ON KNOWLEDGE AND DATA ENGINEERING, SIGMOD, PVLDB, ICDE, SIGIR, IJCAI, WWW, and KDD. His research interests include data mining, database, machine learning, especially on high-dimensional indexing, parallel database, and machine learning systems. He won the National Science Fund for Distinguished Young Scholars in 2010 and was appointed as the Changjiang Distinguished Professor in 2011.



Hongyuan Zha received the PhD degree in scientific computing from Stanford University in 1993. He is a Presidential Chair Professor of the Chinese University of Hong Kong, Shenzhen. He has been working on information retrieval, machine learning applications, and numerical methods. He received the Leslie Fox Prize (1991, second prize) of the Institute of Mathematics and its Applications, the Outstanding Paper Awards of the 26th International Conference on Advances in Neural Information Processing Systems (NIPS

2013), and the Best Student Paper Award (advisor) of the 34th ACM SIGIR International Conference on Information Retrieval (SIGIR 2011).