

# A Forgotten Danger in DNN Supervision Testing: Generating and Detecting True Ambiguity

Michael Weiss  
Università della Svizzera italiana  
Lugano, Switzerland  
0000-0002-8944-389X

André García Gómez  
Università della Svizzera italiana  
Lugano, Switzerland  
0000-0003-3102-6986

Paolo Tonella  
Università della Svizzera italiana  
Lugano, Switzerland  
0000-0003-3088-0339

**Abstract**—Deep Neural Networks (DNNs) are becoming a crucial component of modern software systems, but they are prone to fail under conditions that are different from the ones observed during training (out-of-distribution inputs) or on inputs that are truly ambiguous, i.e., inputs that admit multiple classes with nonzero probability in their ground truth labels. Recent work proposed DNN supervisors to detect high-uncertainty inputs before their possible misclassification leads to any harm. To test and compare the capabilities of DNN supervisors, researchers proposed test generation techniques, to focus the testing effort on high-uncertainty inputs that should be recognized as anomalous by supervisors. However, existing test generators can only produce out-of-distribution inputs. No existing model- and supervisor independent technique supports the generation of truly *ambiguous* test inputs.

In this paper, we propose a novel way to generate ambiguous inputs to test DNN supervisors and used it to empirically compare several existing supervisor techniques. In particular, we propose AMBIGUESS to generate ambiguous samples for image classification problems. AMBIGUESS is based on gradient-guided sampling in the latent space of a regularized adversarial autoencoder. Moreover, we conducted what is – to the best of our knowledge – the most extensive comparative study of DNN supervisors, considering their capabilities to detect 4 distinct types of high-uncertainty inputs, including truly ambiguous ones.

## I. INTRODUCTION

Recently, more and more software systems are *Deep Learning based Software Systems (DLS)*, i.e., they contain at least one *Deep Neural Network (DNN)*, as a consequence of the impressive performance that DNNs achieve in complex tasks, such as image, speech or natural language processing, in addition to the availability of affordable, but highly performant hardware (i.e., GPUs) where DNNs can be executed. DNN algorithms can identify, extract and interpret relevant features in a training data set, learning to make predictions about an unknown function of the inputs at system runtime. Given the complexity of the tasks for which DNNs are used, predictions are typically made under uncertainty, where we distinguish between *epistemic uncertainty*, i.e., model uncertainty which may be removed by better training of the model, possibly on better training data, and *aleatoric uncertainty*, which is model-independent uncertainty, inherent in the prediction task (e.g., the prediction of a non-deterministic event). The former uncertainty is due to out-of-distribution (OOD) inputs, i.e., inputs that are inadequately represented in the training set.

The latter may be due to ambiguity – a major issue often ignored during DNN testing, as recently recognized by Google AI Scientists: “*many evaluation datasets contain items that (...) miss the natural ambiguity of real-world context*” [1].

The existence of uncertainty led to the development of *DNN Supervisors* (in short, *supervisors*), which aim to recognize inputs for which the DL component is likely to make incorrect predictions, allowing the DLS to take appropriate countermeasures to prevent harmful system misbehavior [2]–[8]. For instance, the supervisor of a self-driving car might safely disengage the auto-pilot when detecting a high uncertainty driving scene [2], [9]. Other examples of application domains where supervision is crucial include medical diagnosis [10], [11] and natural hazard risk assessment [12].

While most recent literature on uncertainty driven DNN testing is focused on out of distribution detection [2]–[5], [13]–[17], studies considering true ambiguity are lacking, which poses a big practical risk: We cannot expect that supervisors which perform well in detecting epistemic uncertainty are guaranteed to perform well at detecting aleatoric uncertainty. Actually, recent literature suggests the opposite [18]. The lack of studies considering true ambiguity is related to – if not caused by – the unavailability of ambiguous test data for common case studies: While to create ODD data, such as corrupted and adversarial inputs, a variety of precompiled dataset and generation techniques are publicly available [19]–[21], and invalid or mislabelled data is trivial to create in most cases, we are not aware of any approach targeting the generation of true ambiguity in a way that is sufficient for reliable and fair supervisor assessment. In this paper we aim to close this gap by making the following contributions:

**Approach** We propose AMBIGUESS, a novel approach to generate diverse, labelled, ambiguous images for image classification tasks. Our approach is classifier independent, i.e., it aims to create data which is ambiguous to a hypothetical, perfectly well trained oracle (e.g., a human domain expert), and which does not just *appear* ambiguous to a specific, suboptimally trained DNN.

**Datasets** Using AMBIGUESS, we generated and released two ready-to-use ambiguous datasets for common benchmarks in deep learning testing: MNIST [22], a collection of grayscale handwritten digits, and Fashion-MNIST [23], a more challenging classification task, consisting of

grayscale fashion images.

**Supervisor Testing** Equipped with our datasets, we measured the capability of 16 supervisors at detecting different types of high-uncertainty inputs, including ambiguous ones. Our results indicate that there is complementarity in the supervisors’ capability to detect either ambiguity or corrupted inputs.

## II. BACKGROUND

*Ambiguous Inputs:* In many real-world applications, the data observed at prediction time might not be sufficient to make a certain prediction, even assuming a hypothetical optimal oracle such as a domain expert with exhaustive knowledge: If some information required to make a correct prediction is missing, such missing information can be seen as a random influence, thus introducing aleatoric uncertainty in the prediction process.

Formally, in a given classification problem, i.e., a machine learning (ML) problem where the output is the class  $c$  the input  $x$  is predicted to belong to, let  $P(c | x)$  denote the ground truth probability that  $x$  belongs to  $c$ , where observation  $x \in \mathbb{O}$  and  $\mathbb{O}$  denotes the observable space, i.e., the set of all possibly observable inputs. We define *true ambiguity* as follows:

*Definition 1 (True Ambiguity in Classification):* A data point  $x \in \mathbb{O}$  is truly ambiguous if and only if  $P(c | x) > 0$  for more than once class  $c$ .

Inputs to a classification problem are considered *truly ambiguous* if and only if in the (usually unknown) ground truth, such input is truly part of an overlap between two or more classes. We emphasize *true ambiguity* to indicate ambiguity intrinsic to the data and independent from any model and its classification confidence/accuracy. In this way we distinguish ours from other papers which also use the term *ambiguous* with different meaning, such as *low confidence* inputs, *mislabelled* inputs, where a label in the training/test set is not consistent with the ground truth [24], or *invalid* inputs, where no true label exists for a given input<sup>1</sup>. In simple domains, where humans may have no epistemic uncertainty (i.e., they know the matter perfectly), true ambiguity is equivalent to *human ambiguity*. In the remainder of this paper we focus only on true ambiguity and if not otherwise mentioned we use the term ambiguity as a synonym for *true ambiguity*.

*Out-of-Distribution (OOD) Inputs:* A prediction-time input is denoted OOD if it was insufficiently represented at training time, which caused the DNN not to generalize well on such types of inputs. This is the primary cause of epistemic uncertainty. OOD test data is used extensively to measure supervisor performance in academic studies, e.g. by modifying nominal data in a model-independent, realistic and label-preserving way (*corrupted* data) [2], [14], [19], [20] or by minimally modifying nominal data to fool a specific, given model (*adversarial* data). In practice, both OOD and

<sup>1</sup>It can be noticed that the term invalidity is context dependent. Dola et al. [17] consider an input invalid if it is out-of-distribution w.r.t. the training data, while still being an input which clearly belongs to one class, whereas other works consider as invalid input any relevant edge case [19], [20].

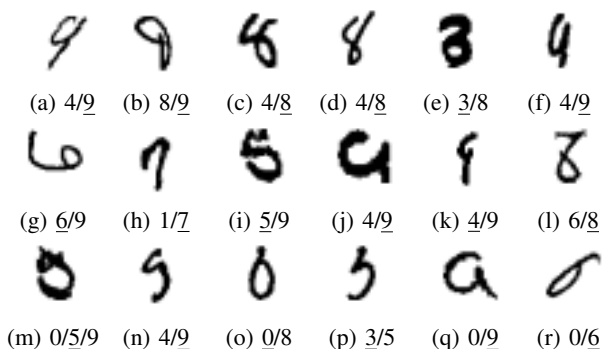


Fig. 1: The 18 most ambiguous images, manually selected from the 300 (3%) samples with the highest predictive entropy in the MNIST test set [22]. Only a few of them are clearly ambiguous, showing that ambiguous data are scarce in existing datasets.

true ambiguity are important problems when building DLS supervisors [25].

*Decision Frontier:* Much recent literature works on the characterization of the decision frontier of a given model, i.e., its boundary of predictions between two classes in the input space [26]–[29]. It is important to note that the decision frontier is not equivalent to the sets of ambiguous inputs: The decision frontier is model specific, while ambiguity depends only on the problem definition and is thus independent of the model. I.e., the fact that an input is at a specific model’s frontier, does not guarantee that it is indeed ambiguous (it may also be unambiguous, i.e., belong to a specific class with probability 1, or invalid, i.e., have 0 probability to belong to any class). The decision frontier may thus be considered the “model’s ambiguity”, while true ambiguity implies that an input is perceived as ambiguous by a hypothetical, perfectly well trained domain expert (hence matching “human ambiguity” in many classification tasks).

## III. RELATED WORK

The research works that are most related to our approach deal with automated test generation for DNNs [2], [14], [19]–[21], [30]. In these works, some reasons for uncertainty, such as ambiguity, are not considered. Hence, automatically generated tests do not allow meaningful evaluations under ambiguity of DNN supervisors, as well as of the DNN behavior, in the absence of supervisors. We illustrate this in Figure 1: Using an off-the-shelf MNIST [22] classifier, we calculated the predictive entropy to identify the 300 samples with the presumably highest aleatoric uncertainty in the MNIST test set. Out of these 300 images, we manually selected the ones we considered potentially ambiguous, and show them in Figure 1. Clearly, some of them are ambiguous, showing that ambiguity exists and is present in the MNIST test set, but the scarcity of truly ambiguous inputs indicates that supervisors cannot be confidently tested for their capability of handling ambiguity using this test set.

In the DNN *test input generators* (TIG) literature [2], [14], [19], [20], [30], [31], with just one notable preprint as an exception [18], we are not aware of any paper aiming to generate true ambiguity directly, while most TIG aim for other objectives. Some works [19], [20], [32] propose to corrupt nominal input in predefined, natural and label-preserving ways to generate OOD test data. DeepTest [30] applies corruptions to road images, e.g., by adding rain, while aiming to generate data that maximizes neuron coverage. Also targeting road images, DeepRoad [14] is a framework using Generative Adversarial Networks (GAN) to change conditions (such as the presence of snow) on nominal images. The Udacity Simulator, used by Stocco et. al., [2], allows to dynamically add corruptions, such as rain or snow, when testing self-driving cars. Similar to DeepTest, TensorFuzz [33] and DeepHunter [34] generate data with the objective to increase test coverage. Again, aiming to generate diverse and unseen inputs, these approaches will mostly generate OOD inputs and only occasionally – if at all – truly ambiguous data.

A fundamentally different objective is taken in adversarial input generation [35], where nominal data is not changed in a natural, but in a malicious way. Based on the tested model, nominal input data is slightly changed to cause misclassifications. Literature and open source tools provide access to a wide range of different specific adversarial attacks [21]. While very popular, neither input corruptions nor adversarial attacks generate ambiguous data. As they rely on the ground truth label of the modified input to remain unchanged, true ambiguity, associated with an ambiguous ground truth label, would imply unsuccessful test data generation.

Another popular type of test data generators aims to create inputs along the decision boundary: DeepJanus [29] uses a model based approach, while SINVAD [27] and MANIFOLD [28] use the generative power of variational autoencoders (VAE) [36]. Note that we cannot expect inputs along the decision boundary to be always truly ambiguous – they may just as well be OOD, invalid or in rare cases even low-uncertainty inputs. In addition, these approaches are by design model specific, making them unsuitable to generate a generally applicable, model-independent, ambiguous dataset.

Thus, out of all the approaches discussed above, none aims to generate a truly ambiguous dataset. A notable exception is a recent, yet unpublished, preprint by Mukhoti et. al., [18]. In their work, to evaluate the uncertainty quantification approach they propose, they needed an ambiguous MNIST dataset. To that extent, they used a VAE to generate a vast amount of data (which also contains invalid, OOD and unambiguous data) which they then filter and stratify based on two mis-classification prediction (MP) techniques, aiming to end up with a dataset consisting of ambiguous images. We argue that, while certainly valuable in the scope of their paper, the so-created dataset is not sufficient as a standard benchmark for DNN supervisors, as the approach itself relies on a supervision techniques (MP), hence being circular if used for DNN supervisor assessment. In fact, the created

ambiguity may be particularly hard (or easy) to be detected by supervisors using different (resp. similar) MP techniques. We anyway compared their approach to ours empirically and found that it is less successful in generating truly ambiguous test data than ours.

#### IV. USES OF AMBIGUOUS TEST SETS

In this paper we focus on the usage of ambiguous test data for the assessment of DNN supervisors, but ambiguous data have also other uses, including the assessment of test input prioritizers.

##### A. Assessment of DNN supervisors

We cannot assume that results on DNN supervisors’ capabilities obtained on nominal and OOD data generalize to ambiguous data. Recent studies [5], [37] have shown that there is no clear performance dominance amongst uncertainty quantifiers used as DNN supervisors, but such studies overlook the threats possibly associated with the presence of ambiguity. Warnings on such threats in medical machine learning based systems were raised already in 2000 [38], with ambiguity in a cancer detection dataset mentioned as a specific example. The authors proposed to equip the system with an ambiguity-specific supervisor, to “detect and re-classify as ambiguous” [38] such threatening data. To test such supervisors, such as the one proposed by Mukhoti et. al. [18], model and MP independent and diverse ambiguous data is needed.

##### B. Assessment of DNN input prioritizers

Test input prioritizers, possibly based on MP, aim to prioritize test cases (inputs) in order to allow developers to detect mis-behaviours (i.e., mis-classifications) as early as possible. Hence, they should be able to recognize ambiguous inputs. Correspondingly, test input prioritizers should be assessed also on ambiguous inputs. On the contrary, when the goal is active learning, an ambiguous input should be given the least priority or excluded at all, as the aleatoric uncertainty causing its mis-classification cannot by definition be avoided using more training data. Thus, recognition of ambiguous test data is clearly of high importance when developing a test input prioritizer, be that to make sure that the ambiguous samples are given a high priority (during testing) or a low priority (during active learning).

##### C. Other Uses of Ambiguous Data

Ambiguous data is potentially useful in at least two other DLS testing applications: First, it allows to assess an identified decision frontier. Much recent literature works on the characterization of the decision boundary of a given model, i.e., its frontier of predictions between two classes in the input space [26]–[29]. While not every point at a models frontier is ambiguous, the inverse should be true: Any truly ambiguous input must be placed - by a sufficiently well trained classifier - at the models decision frontier. Thus, our generated datasets may be used as an oracle to evaluate a model’s decision frontier, when we expect the model to exhibit low confidence if presented with ambiguous input.

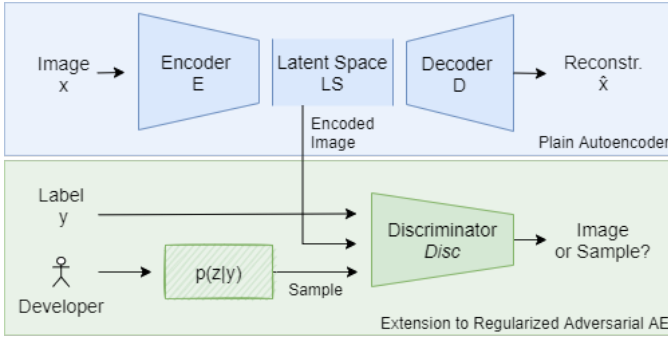


Fig. 2: Autoencoder (blue) and its extension to a Regularized Adversarial Autoencoder (green)

Second, informing the developers of a DLS about the root causes of uncertainties and mispredictions would greatly facilitate further improvement of the DLS, especially because DNNs are known for their low explainability [39], which makes debugging particularly challenging when dealing with them. To develop any DNN debugging technique that supports uncertainty disentanglement or uncertainty reasoning, the availability of ambiguous data in the test set is a strict prerequisite, because ambiguity (aleatoric uncertainty) is an important root cause of mis-behaviours.

## V. GENERATING AMBIGUOUS TEST DATA

We designed AMBIGUESS, a TIG targeting ambiguous data for image classification, based on the following design goals (DG):

**DG<sub>1</sub> (labelled ambiguity):** The generated data should be truly ambiguous and have correspondingly *probabilistic labels*, i.e., each generated data is associated with a probability distribution over the set of labels. Probabilistic labels are the most expressive description of true ambiguity and a single or multi-class label can be trivially derived from probabilistic labels.

**DG<sub>2</sub> (model independence):** To allow universal applicability of the generated dataset, our TIG should not depend on any specific DNN under test.

**DG<sub>3</sub> (MP independence):** The created dataset should allow fair comparison between different supervisors. Since supervisors are often based on MPs (e.g., uncertainty or confidence quantifiers), our TIG should not use any MP as part of the data generation process, to avoid circularity, which might give some supervisor an unfair advantage or disadvantage over another one.

**DG<sub>4</sub> (diversity):** The approach should be able to generate a high number of diverse images.

### A. Interpolation in Autoencoders

Autoencoders (AEs) are a powerful tool, used in a range of TIG [18], [27], [28], [31]. AEs follow an *encoder-decoder* architecture as shown in the blue part of Figure 2: An encoder  $E$  compresses an input into a smaller *latent space* ( $LS$ ), and the decoder  $D$  then attempts to reconstruct  $x$  from the  $LS$ . The

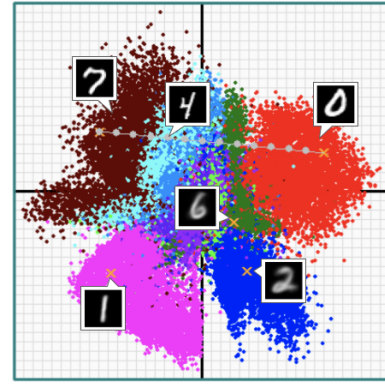


Fig. 3: Image Sampling in the Latent Space

reconstruction loss, i.e., the difference between input  $x$  and reconstruction  $\hat{x}$  is used as the loss to be minimized during training of the AE.

On a trained AE, sampling arbitrary points in the latent space, and using the decoder to construct a corresponding image, allows for cheap image generation. This is shown in Figure 3, where the shown images are not part of the training data, being reconstructions based on randomly sampled points in the latent space. In the following Section, we leverage the generative capability of AEs, by proposing an architecture that can target ambiguous samples specifically and can label the generated data probabilistically ( $DG_1$ ).

### B. AMBIGUESS

Our TIG AMBIGUESS consists of three components: (1) The *Regularized LS Generation* component, which trains a specifically designed AE to have a  $LS$  that facilitates the generation of truly ambiguous samples. (2) The *Automatic Labelling* component, which leverages the AE architecture to support probabilistic labelling of any images produced by the AE’s decoder. (3) The *Heterogenous Sampling* component, which chooses samples in the  $LS$  in a way that leads to high diversity of the generated images.

1) *Regularized Latent Space Generation:* Interpolation from one class to another in the latent space, i.e., the gradual perturbation of the reconstruction by moving from one cluster of latent space points to the another one, may produce ambiguous samples between those two classes (satisfying both  $DG_2$  and  $DG_3$ ). An example of such an interpolation is shown in Figure 4. Clearly, we want the two clusters to be far from each other, providing a wide range for sampling in between them, and no other cluster should be in proximity, as it would otherwise influence the interpolation. However, these two conditions are usually not met by traditional autoencoders used in other TIG approaches. For example, Figure 3 shows the  $LS$  of a standard variational autoencoder (a popular architecture in TIG). Here, interpolating between classes 0 and 7 would, amongst others, cross the cluster representing class 4, and thus samples taken from the interpolation line would clearly not be ambiguous between 0 and 7, but would be reconstructed as a 4 (or any of the other clusters lying between them). We solve

these requirements by using 2-class Regularized Adversarial AEs:

*2-class AE:* Instead of training one AE on all classes, we train multiple AEs, each one with the training data of just two classes. This has a range of advantages: First and foremost, it prevents interferences with third classes. Then, as the corresponding reduced (2-class) datasets have naturally a lower variability (feature density), 2-class autoencoders are expected to require fewer parameters and show faster convergence during training. Further, the fact that the number of combinations of classes  $\binom{c}{2}$  grows exponentially in the number of classes  $c$  is of only limited practical relevance: In very large, real-world datasets, ambiguity is much more prevalent between some combinations of classes than between others, so not all pairwise combinations are equally interesting for the test generation task. For example, let us consider a self driving car component which classifies vehicles on the road. While an image of a vehicle where one cannot say for sure whether it is a pick-up or a SUV (hence having true ambiguity) is clearly a realistic case, an image which is truly ambiguous between a SUV and a bicycle is hard to imagine. This phenomenon is well known in the literature, as it leads to *heteroscedastic* aleatoric uncertainty [40], i.e., aleatoric uncertainty which is more prevalent amongst some classes than amongst others. In such a case, using AMBIGUESS, one would only construct the 2-class AEs for selected combinations where ambiguity is realistic.

*Regularized Adversarial AE (rAAE):* To guide the training process towards creating two disjoint clusters representing the two classes, with an adequate amount of space between them, we use a *Regularized Adversarial Autoencoder (rAAE)* [41]. The architecture of an rAAE is shown in Figure 2: Encoder  $E$ , Decoder  $D$  and the LS are those of a standard AE. In addition, similar to other adversarial models [42], a discriminator  $Disc$  is trained to distinguish labelled, encoded images  $z$  from samples drawn from a predefined distribution  $p(z|y)$ . Specifically, we define  $p(z|y)$  as a multi-modal (2 classes) multi-variate (number of dimensions in latent space) gaussian distribution, consisting of  $p(z|c_1)$  and  $p(z|c_2)$  for classes  $c_1$  and  $c_2$ , respectively. Then, training a rAAE consists of three training steps, which are executed on every training epoch: First, similar to a plain AE,  $E$  and  $D$  are trained to reduce the reconstruction loss. Second,  $Disc$  is trained to discriminate encoded images from samples drawn from  $p(z|y)$ , and third,  $E$  is trained to fool  $Disc$ , i.e.,  $E$  is trained with the objective that the training set projected onto the latent space matches the distribution  $p(z|y)$ . This last property can be leveraged for ambiguous test generation: Given two classes  $c_1$  and  $c_2$ , to clear up space between them in the latent space we can choose a  $p(z|y)$  such that  $p(z|c_1) > \epsilon$  on LS points disjoint from the LS points where  $p(z|c_2) > \epsilon$ , for some small  $\epsilon$ . For example, assume a two-dimensional latent space: Choosing  $p(z|c_1) = \mathcal{N}([-3, 0], [1, 1])$  and  $p(z|c_2) = \mathcal{N}([3, 0], [1, 1])$  will, after successful training, lead to a latent space where points representing  $c_1$  are clustered around  $(-3, 0)$  and points representing  $c_2$  around  $(3, 0)$ , with few if any points between

them, i.e., around  $(0, 0)$ . This makes reconstructions around  $(0, 0)$  potentially highly ambiguous.

*2) Probabilistic Labelling of Images:* The  $Disc$  of a 2-class rAAE can be used to automatically label the images generated by its decoder: Given a latent space sample  $z^*$  on a 2-class rAAE for classes  $c_1$  and  $c_2$ ,  $Disc(z^*, c_1)$  approximates  $p(z^*|c_1)$ . Assuming  $p(c_1) = p(c_2) = 0.5$ , we have  $p(z^*|c_1) = p(c_1|z^*)$ . Hence,  $Disc(z^*, c_1)$  approximates the likelihood that  $z^*$  belongs to class  $c_1$ . The same holds for  $Disc(z^*, c_2)$ . Normalizing these two values s.t. they add up to 1 thus provides a probability distribution over the classes (thus realizing  $DG_1$ ).

*3) Selecting Diverse Samples in the LS:* Diversity in a generated dataset (see  $DG_4$ ) is in general hard to achieve when generating a dataset by sampling the LS, as the distance between two points in the LS does not directly translate to a corresponding difference between the generated images. While in some parts of the LS, which we denote as *high density* parts, moving a point slightly in the LS space can lead to clearly visible changes in the decoder’s output, in *low density* parts, large junks of the LS lead to very similar reconstructed images. We solve this problem by proposing a novel way to measure the *density* in the LS, and sample more points from high density regions than from low density regions. First, we divide the relevant part of the LS (i.e., the region lying between the distributions  $p(z|c_1)$  and  $p(z|c_2)$ ) into a predefined (large) number of small, equally sized (multi-dimensional) grid cells, and identify a point at the center of every grid cell, denoted as *grid cell anchor*. Grid cells for which the anchor leads to insufficient ambiguity, i.e., the difference between the two class probabilities according to the probabilistic labelling process is higher than some threshold  $\delta_{max}$  are ignored. For the remaining anchors, we then calculate the *decoder gradient*  $\Delta_s$  for any grid cell  $s$  at its anchor point. To calculate the derivatives  $\partial \hat{x} / \partial z_i$  (for every latent space dimension  $i$ ), we measure the difference between two generated images,  $\partial \hat{x}$ , using Euclidean distance. The norm of the decoder gradients  $\|\Delta_s\|$  can thus be used as a measurement of the density at the corresponding anchor point (and, by extension, grid cell  $s$ ). Hence, to achieve diverse sampling, we select a grid cell with a selection probability proportional to  $\|\Delta_s\|$  and then we choose a point within the selected grid cell uniformly at random.

### C. Pre-Generated Ambiguous Datasets

We built and released two ready-to-use ambiguous datasets for *mnist* [22], the most common dataset used in software testing literature [43], where images of handwritten numbers between 0 and 9 are to be classified, and its more challenging drop-in replacement *Fashion mnist (fmnist)* [23], consisting of images of 10 different types of fashion items.

*AMBIGUESS configuration:* For each pair of classes, we trained 20 rAAEs to exploit the non-determinism of the training process to generate even more diversified outputs. To make sure we only use rAAEs where the distribution in the LS is as expected, we check if the discriminator cannot

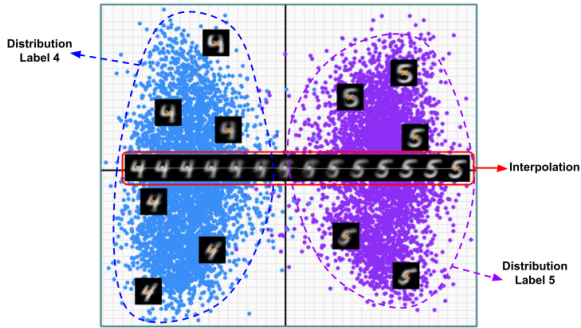


Fig. 4: Interpolation between two classes in the latent space of a 2-class Regularized Adversarial Autoencoder.

distinguish LS samples obtained from input images w.r.t. LS samples drawn from  $p(z|y)$ : the accuracy on this task should be between 0.4 and 0.6. At the same time, we check if the discriminator’s accuracy in assigning a higher probability to the correct label of nominal samples is above 0.9. Otherwise it is discarded. Combined, we used the resulting rAAEs to draw 20,000 training and 10,000 test samples for both mnist and fmnist, using  $\delta_{max} = .25$  for test data and  $\delta_{max} = 0.4$  for training data. We ignored generated samples where the difference between the two label’s probabilities was above  $\delta_{max}$ . We chose different  $\delta_{max}$ , (the loose upper threshold of difference in the two class probabilities) for train and test set as our test set should be clearly and highly ambiguous, e.g. to allow studies that specifically target ambiguity (hence a low  $\delta_{max}$ ). In turn, the training set should more continuously integrate with the nominal data, hence we allow for less ambiguous data.

## VI. EVALUATION OF GENERATED DATA

The **goal** of this experimental evaluation is *to assess both quantitatively and qualitatively whether AMBIGUESS can indeed generate truly ambiguous data*. We evaluate the ambiguity in our generated datasets first using a quantitative analysis where we analyze the outputs of a standard, well-trained classifier and second by visually inspecting and critically discussing samples created using AMBIGUESS.

### A. Quantitative Evaluation of AMBIGUESS

We performed our experiments using four different DNN architectures as supervised models: A simple convolutional DNN [44], a similar but fully connected DNN, a model consisting of Resnet-50 [45] feature extraction and three fully connected layers for classification and lastly a Densenet-architecture [46]. Results are averaged over the four architectures, individual results are reported in the reproduction package.

We compare the predictions made for our ambiguous dataset to the predictions made on nominal, non-ambiguous data, using the following metrics:

**Top-1 / Regular Accuracy** Percentage of correctly classified inputs. We expect this to be considerably lower for ambiguous

Case S.	Test Set	Top-1 Acc	Top-2 Acc	Top-Pair Acc	Entropy
fmnist	ambiguous	0.51	0.94	0.87	1.33
	nominal	0.88	0.96	nan	0.35
mnist	ambiguous	0.53	0.98	0.95	1.22
	nominal	0.97	0.99	nan	0.15

TABLE I: Prediction Performance using nominal or ambiguous test data.

than for nominal samples, as choosing the correct (i.e., higher probability) class, even using an optimal model, is affected by chance.

**Top-2 Accuracy** Percentage of inputs for which the true label is among the two classes with the highest predicted probability. For samples which are truly ambiguous between two classes, we expect a well-trained model to achieve much better performance than on Top-1 accuracy (ideally, 100%).

**Top-Pair Accuracy** Novel metric for data known to be ambiguous between two classes, measured as the percentage of inputs for which the two most likely predicted classes equal the two true classes between which the input is ambiguous. By definition Top-Pair accuracy is lower than or equal to Top-2 accuracy. It is an even stronger measure to show that the model is uncertain between exactly the two classes for which the true probabilistic label of the input shows nonzero probability.

**Entropy** Average entropy in the Softmax prediction arrays. Used as a metric to measure aleatoric uncertainty (and thus ambiguity) in related work [18].

We focus our evaluations on models trained using a mixed-ambiguous dataset consisting of both nominal and ambiguous data. This aims to make sure our ambiguous test sets are not OOD, and that thus the observed uncertainty primarily comes from the ambiguity in the data. For completeness, we also run the evaluation on a model trained using only nominal data. With this model we expect even lower values of regular (top-1) accuracy on ambiguous data, as these are out-of-distribution, not just ambiguous.

### B. Quantitative Results

The results of our experiments for the model trained on a mixed-ambiguous training set are shown in Table I. The results for the models trained on a clean dataset can be found in the replication package; they are in line with those in Table I. We noticed that the use of the mixed-ambiguous training sets reduces the model accuracy on nominal data only by a negligible amount: On mnist, the corresponding accuracy is 96.98% (97.42% using a clean training set) and 88.43% on fmnist (88.37% using a clean training set). Thus, our ambiguous training datasets can be added to the nominal ones without hesitation.

Results indicate that our datasets are indeed suitable to induce ambiguity into the prediction process, as the generated data is perceived as ambiguous by the DNN: Top-1 accuracies for both case studies is around 50%, but they increase almost

to the levels of the nominal test set when considering Top-2 accuracies. Even Top-Pair accuracy, with values of 95.37% and 86.71% (on mnist and fmnist, respectively) are very high, showing that for the vast majority of test inputs, the two classes considered most likely by the well-trained DNN are exactly the classes between which we aimed to create ambiguity. Consistently, entropy is substantially higher for ambiguous data than for nominal data.

Finally, we compared our ambiguous mnist dataset against AmbiguousMNIST by Mukhoti et al. [18], the only publicly available dataset aiming to provide ambiguous data. Results<sup>2</sup> are clearly in favour of our dataset, which has a lower Top-1 accuracy (53.31% vs. 72.50%), indicating that our dataset is harder (more ambiguous) and has a higher Top-2 accuracy (97.99% vs. 90.93%) showing that our dataset contains more samples whose predicted class is amongst the 2 most likely labels. Top-Pair accuracy cannot be computed for AmbiguousMNIST, as 37% of its claimed “ambiguous” inputs have non-ambiguous labels. Most strikingly, the average softmax entropy for AmbiguousMNIST is 0.88 (ours: 1.22), even though AmbiguousMNIST is created by actively selecting inputs with a high softmax entropy.

### C. Qualitative Discussion of AMBIGUESS

Some test samples generated using AMBIGUESS, for both mnist and fmnist, are shown in Figure 5. They have been chosen to highlight different strengths and weaknesses that emerged during our qualitative manual review of 300 randomly selected images in our generated test sets per case study.

*mnist*: AMBIGUESS (see Fig. 5a-e) is in general capable of combining features of different classes, where possible: 5a and 5c can both be seen as an 8, but the 8-shape was combined with a 3-shape or 2-shape, respectively. For the combination between 0 and 7, shown in 5b, only the upper (horizontal) part of the 7 was combined with the 0-shape, such that both a 7 and a 0 are clearly visible, making the class of the image ambiguous. Fig. 5d shows an edge case of an almost invalid image: Knowing that the image is supposed to be ambiguous between 1 and 4, one can identify both numbers. However, neither of them is clearly visible and the image may appear invalid to some humans. Overall, we considered only few samples generated by AMBIGUESS for mnist as *bad*, i.e., as clearly unambiguous or invalid. An example of them is shown in Fig. 5e. By most humans, this image would be recognized as an unambiguous 0. In fact, there’s a barely visible, tilted line within the 0 which apparently was sufficient to trick the rAAEs discriminator into also assigning a high probability to digit 1.

*fmnist*: Realistic true ambiguity is not possible between most classes of fmnist. Hence, we assessed how well AMBIGUESS performs at creating data that would trigger an ambiguous classification by humans, even though such data might be impossible to experience in the real world. Examples are given in Fig. 5f-j. In most cases (e.g. Fig. 5f-h), the




Fig. 5: Selected *good* and *bad* outputs of AMBIGUESS, chosen to demonstrate strengths and weaknesses.

interpolations created by AMBIGUESS show an overlay of two items of the two considered classes, with features combined only where possible. We can also observe that some non-common features are removed, giving more weight to common features. For instance, in Fig. 5i, the tip of the shoe, and the lower angles of the bag are barely noticeable, such that the image has indeed high similarity with both shoes and bags. As a negative example we observe that, in some cases, it appears that the overlay between the two considered classes is dominated by one one of them (such as Fig. 5j, which would be seen as non-ambiguous ankle boot by most humans).

#### Summary (Evaluation of AMBIGUESS-datasets)

AMBIGUESS successfully generated highly ambiguous data sets, with high prediction entropy, top-1 accuracy close to 50% and top-2 accuracy close to 100%, outperforming the ambiguous dataset previously produced by Mokhoti et al. [18].

## VII. TESTING OF SUPERVISORS

We assess the capability of 16 supervisors<sup>3</sup> to discriminate nominal from high-uncertainty inputs for mnist and fmnist, each on 4 distinct test sets representing different root causes of mis-classifications, among which our ambiguous test set.

### A. Experimental Setup

We performed our experiments using four different DNN architectures (explained in subsection VI-A) as supervised models. Our training sets consist of both nominal and ambiguous data, to ensure that the ambiguous test data used later for testing is in-distribution. We then measure the capability of different supervisors to discriminate different types of high-uncertainty inputs from nominal data. We measure this using the *area under the receiver operating characteristic curve* (AUC-ROC), a standard, threshold-independent metric.

<sup>3</sup>We are inclusive in our notion of supervisor: we consider also prioritization techniques that recognize unexpected inputs, as it is straightforward to adopt them to supervise a model.

<sup>2</sup>Available in reproduction package.

We assess the supervisors using the following test sets: *Invalid* test sets, where we use mnist images as inputs to models trained for fashion-mnist and vice-versa, *corrupted* test sets available from related work (mnist-c [19] and fmnist-c [32]), *adversarial* data, created using 4 different attacks [35], [47]–[49] and lastly the *ambiguous* test sets generated by AMBIGUESS. Adversarial test sets were not used with ensembles, as an ensemble does not rely on the (single) model targeted by the considered adversarial test generation techniques.

To account for random influences during training, such as initial model weights, we ran the experiments for each DNN architecture 5 times. Results reported are the means of the observed results. Standard deviations are available in the replication package and indicate that 5 repetitions are enough to ensure sufficient stability of the results.

### B. Tested Supervisors

Due to limited available space, our description of the tested supervisors is brief and we refer to the corresponding papers for a detailed presentation. Our terminology, implementation and configuration of the first three supervisors described below, i.e., Softmax, MC-Dropout and Ensembles, are based on the material released with a recent empirical study [5].

**Plain Softmax** Based solely on the softmax output array of a DNN prediction, these approaches provide very fast and easy to compute supervision: *Max. Softmax*, highest softmax value as confidence [50], *Prediction-Confidence Score (PCS)*, the difference between the two highest softmax values [37], *DeepGini*, the complement of the softmax vector squared norm [51], and finally the *entropy* of the values in the predicted softmax probabilities [52].

**Monte-Carlo Dropout (MC-Dropout)** [53], [54] Enabling the randomness of dropout layers at prediction time, and sampling multiple randomized samples allows the inference of an output distribution, hence of an uncertainty quantification. We use the quantifiers *Variation Ratio (VR)*, *Mutual Information (MI)*, *Predictive Entropy (PI)*, or simply the highest value of the mean of the predicted softmax likelihoods (*Mean-Softmax, MS*).

**Ensembles** [55] Similar to MC-Dropout, uncertainty is inferred from samples, but randomness is induced by training multiple models (under random influences such as initial weights) and collecting predictions from all of them. Here, we use the quantifiers MI, PI and MS, on an Ensemble consisting of 20 models.

**Dissector** [56] On a trained model, for each layer, a *submodel* (more specifically, a perceptron) is trained, predicting the label directly from the activations of the given layer. From these outputs, the *support value* for each of the submodels for the prediction made by the final layer is calculated, and the overall *prediction validity* value is calculated as a weighted average of the per-layer support values.

**Autoencoders** AEs can be used as OOD detectors: If the reconstruction error of a well-trained AE for a given input is high, it is likely not to be sufficiently represented in the training data. Stocco et. al., [2] proposed to use such

OOD detection technique as DNN supervisor. Based on their findings, we use a *variational autoencoder* [36].

**Surprise Adequacy** This approach detects inputs that are *surprising*, i.e., for which the observed DNN activation pattern is OOD w.r.t. the ones observed on the training data. We consider three techniques to quantify surprise adequacy: *LSA* [15], where surprise is calculated based on a kernel-density estimator fitted on the training activations of the predicted class, *MDSA* [57], where surprise is calculated based on the Mahalanobis distance between the tested input’s activations and the training activations of the predicted class, and *DSA* [15] which is calculated as the ratio between two Euclidean distances: the distance between the tested input and the closest training set activation in the predicted class, and the distance between the latter activation and the closest training set activation from another class. As DSA is computationally intensive, growing linearly in the number of training samples, we follow a recent proposal to consider only 30% of the training data [58].

Our comparison includes most of the popular supervisors used in recent software engineering literature. Some of the excluded techniques do not provide a single, continuous uncertainty score and no AUC-ROC can thus be calculated for them [18], [59], [60], or they are not applicable to the image classification domain [8]. With its 16 tested supervisors, two case studies and four different data-centric root causes of DNN faults, our study is – to the best of our knowledge – by far the most extensive of its kind.

### C. Results

Results are presented in Table II.

*Ambiguous Data:* We can observe that the predicted softmax likelihoods capture aleatoric uncertainty pretty well. Thus, not only do Max. Softmax, DeepGini, PCS, Softmax Entropy perform well at discriminating ambiguous from nominal data, but also supervisors that rely on the softmax predictions indirectly, such as Dissector, or the MS, MI and PE quantifiers on samples collected using MC-Dropout or DeepEnsembles. DSA, LSA, MDSA and Autoencoders are not capable of detecting ambiguity, and barely any of their AUC-ROCs exceeds the 0.5 value expected from a random classifier on a balanced dataset. MDSA, LSA and DSA show particularly low values, which confirms that they do only one job – detecting OOD, not ambiguous data – but they do it well (in our experimental design, ambiguous data is in-distribution by construction, while adversarial, corrupted and invalid data is OOD).

*Adversarial Data:* The surprise adequacy based supervisors and the autoencoder reliably detected the unknown patterns in the input, discriminating adversarial from nominal data. Softmax-based supervisors showed good results on mnist, but less so on fmnist. Clearly, the adversarial sample detection capabilities of Softmax-based supervisors depend critically on the choice of adversarial data: With minimal perturbations, just strong enough to trigger a misclassification, softmax-based metrics can easily detect them, as the maximum of



	mnist				fmnist			
	ambiguous	adversarial	corrupted	invalid	ambiguous	adversarial	corrupted	invalid
Max. Softmax	0.96	0.79	0.78	0.79	0.91	0.61	0.71	0.73
MC-Dropout (VR)	0.79	0.69	0.65	0.72	0.76	0.62	0.66	0.72
MC-Dropout (MS)	0.96	0.79	0.80	0.80	0.91	0.61	0.73	0.77
Deep Ensemble (MS)	0.97	n.a.	0.84	0.85	0.90	n.a.	0.75	0.64
Dissector	0.95	0.79	0.76	0.79	0.88	0.68	0.72	0.75
DSA	0.48	0.93	0.87	0.98	0.31	0.85	0.85	0.90
LSA	0.17	0.78	0.73	0.77	0.16	0.75	0.74	0.86
MDSA	0.31	0.94	0.87	0.98	0.32	0.86	0.83	0.95
Autoencoder	0.62	0.95	0.84	1.00	0.53	0.80	0.77	0.49

Seven supervisors (rows) are omitted to save space: PCS, DeepGini and Softmax Entropy perform similarly to Max-Softmax. For MC-Dropout and Ensembles, quantifiers MI and PE perform similarly to MS. The full results table can be found in the reproduction package.

TABLE II: Supervisors’ performance at discriminating nominal from high-uncertainty inputs (AUC-ROC), averaged over 20 runs (5 runs for 4 different model architectures each).

the predicted softmax likelihood is artificially reduced by the adversarial technique being used. However, one could apply stronger attacks, increasing the predicted likelihood of the wrong class close to 100%, which would make Softmax-based supervisors ineffective. Specific attacks against the other supervisors, i.e., the OOD detection based approaches (surprise adequacies and autoencoders) and Dissector, might also be possible in theory, but they are clearly much harder.

*Corrupted Data:* Most approaches perform comparably well, with the exception of DSA on fmnist, which shows superior performance, with an average AUC-ROC value more than .1 higher than most other supervisors. DNNs are known to sometimes map OOD data points close to feature representations of in-distribution points (known as *feature collapse*) [61], thus leading to softmax output distributions similar to the ones of in-distribution images. This impacts negatively the OOD detection capability of Softmax-based supervisors (such as Max. Softmax, MC-Dropout, Ensembles or Dissector), especially in cases with a feature-rich training set, such as fmnist.

*Invalid Data:* The discussion of the supervisors’ detection of invalid data is most interesting when comparing the two case studies. For mnist (a low-feature dataset), fmnist (a high-feature dataset) was used as invalid dataset, and vice-versa. It appears that the first case is much easier to detect for most supervisors: With the exception of LSA, all approaches reliably discriminated invalid from nominal data with mean AUC-ROCs close to 1.0. For fmnist, however, where invalid inputs are characterized by lower feature complexity than the training set, the problem becomes apparently much harder. Similarly to corrupted data, most likely due to feature collapse, the performance of supervisors relying on softmax likelihoods suffers dramatically. Instead, surprise adequacies (DSA, LSA and MDSA) showed exceptional performance, almost perfectly discriminating the mnist-outliers from the nominal fmnist samples. For what concerns autoencoders, reconstructions of images with higher feature complexity than the training set (i.e., fmnist reconstruction by an mnist-AE) consistently lead to high reconstruction errors and thus provides a very reliable outlier detection, with a mean AUC-ROC of 1.0. However, an autoencoder trained on a high-feature training set would

also learn to reconstruct low-feature inputs accurately. Hence, discrimination between mnist and fmnist using an AE trained on fmnist led to a performance similar to the one of a random classifier.

*Discussion:* Related literature suggests that no single supervisor performs well under all conditions [5], [14], [59], and some works even suggest that certain supervisors are not capable to detect anything but aleatoric uncertainty (e.g. Softmax Entropy [18] or MC-Dropout [62]). Our evaluation, to the best of our knowledge, is the first one which compares supervisors on four different uncertainty-inducing test sets. We found that softmax-based approaches (including MC-Dropout, Ensembles and Dissector) are *effective* on all four types of test sets, i.e., their detection capabilities reliably exceed the performance expected from a random classifier. They do have their primary strength in the detection of ambiguous data, where the other, OOD focused techniques are naturally ineffective, but they are actually an inferior choice when targeting epistemic uncertainty. To detect corrupted inputs, DSA exhibited the best performance, but due to its high computational complexity it may not be suitable to all domains. The much faster MDSA may offer a good trade-off between detection capability and runtime complexity. Regarding invalid inputs, on low-feature problems, where invalid samples are expected to be more complex than nominal inputs, AEs provide a fast approach with the additional advantage that it does not rely on the supervised model directly, but only on its training set, which may facilitate maintenance and continuous development. For problems where the nominal inputs are rich of diverse features, an AE is not a valid option. However, our results again suggest MDSA as a reliable and fast alternative supervisor. For what regards inputs created by adversarial attacks, softmax-based approaches are easily deceived, being hence of limited practical utility. On the other hand, OOD detectors, such as surprise adequacy metrics and AEs, or Dissector can provide a more reliable detection performance against standard adversarial attacks. Of course, these supervisors are not immune from particularly malicious attackers that target them specifically. Here, the reader can refer to the wide range of research discussing defenses against adversarial attacks (survey provided by Akhtar et. al. [63]).

*Stability of Results:* We found that our results are barely sensitive to random influences due to training: Out of 488 reported mean AUC-ROCs (4 architectures, 8 test sets, 16 MPs, averaged over 5 runs) most of them showed a negligible standard deviation: The average observed standard deviation was 0.015, the highest one was 0.124, only 114 were larger than 0.02, only 29 were larger than 0.05, all of which correspond to results with low mean AUC-ROC ( $<0.9$ ). The latter differences do not influence the overall observed tendencies.

#### Summary (Comparison of Misclassification Detectors)

We assessed 16 supervisors on their capability to discriminate between nominal inputs and inputs which are ambiguous, adversarial, corrupted or invalid. For every category, we identified supervisors which perform particularly well, but we also found that to target all types of high-uncertainty inputs developers of DLS will have to rely on multiple, diverse supervisors.

### VIII. THREATS TO VALIDITY

**External validity:** we conducted our study on misclassification prediction considering two standard case studies, MNIST and Fashion-MNIST. While our observations may not generalize to more challenging, high uncertainty datasets, the choice of two simple datasets with easily understandable features, allowed us to achieve a clear and sharp separation of the reasons for failures, which may not be the case when dealing with more complex datasets. On the other hand, we recognize the importance of replicating and extending this study considering additional datasets. To support such replications we provide all our experimental material as open source/data.

**Internal validity:** The supervisors being compared include hyper-parameters that require some tuning. Whenever possible, we reused the original values and followed the guidelines proposed by the authors of the considered approaches. We also conducted a few preliminary experiments to validate and fine tune such hyper-parameters. However, the configurations used in our experiment could be suboptimal for some supervisor.

**Conclusion validity:** We repeated our experiments 5 times to mitigate the non determinism associated with the DNN training process. While this might look like a low number of repetitions, we checked the standard deviation across such repetitions and found that it was negligible or small in all cases. To amount for the influence of the DNN architecture, we performed our experiments on 4 completely different DNN architectures, obtaining overall consistent findings.

### IX. CONCLUSION

This paper brings two major advances to the field of DNN supervision testing: First, we proposed AMBIGUESS, a novel technique to create labeled ambiguous images in a way that is independent of the tested model and of its supervisor, and we generated pre-compiled ambiguous datasets for two of the

most popular case studies in DNN testing research, MNIST and Fashion-MNIST.

Using four different metrics, we were able to verify the validity and ambiguity of our datasets, and we further investigated *how* AMBIGUESS achieves ambiguity based on a qualitative analysis. On the four considered quantitative indicators, AMBIGUESS clearly outperformed AmbiguousMNIST, the only similar-purposed dataset in the literature.

We assessed the capabilities of 16 DNN supervisors at discriminating nominal from ambiguous, adversarial, corrupted and invalid inputs. To the best of our knowledge, this is not only the largest empirical case study comparing DNN supervisors in the literature, it is also the first one to do so by specifically targeting *four* distinct and clearly separable data-centric root causes of DNN faults. Our results show that softmax-based approaches (including MC-Dropout and Ensembles) work very well at detecting ambiguity, but have clear disadvantages when it comes to adversarial, corrupted, and invalid inputs. OOD detection techniques, such as surprise adequacy or autoencoder-based supervisors, often provide a better detection performance with the targeted types of high-uncertainty inputs. However, these approaches are incapable of detecting in-distribution ambiguous inputs.

DNN developers can use the ambiguous datasets created by AMBIGUESS to assess novel DNN supervisors on their capability to detect aleatoric uncertainty. They can also use our tool to evaluate test prioritization approaches on their capability to prioritize ambiguous inputs (depending on the developers' objectives, high priority is desired to identify inputs that are likely to be misclassified during testing; low priority is desired to exclude inputs with unclear ground truth from the training set).

As future work, we plan to investigate the concept of true ambiguity for regression problems, i.e., to look at inputs to regression problems with high variability in their ground truth. This is relevant in domains, such as self-driving cars and robotics, where the DNN output is a continuous signal for an actuator. This problem is particularly appealing as all the approaches in our study that worked well at detecting ambiguity are based on softmax and thus are not applicable to regression problems.

### X. DATA AVAILABILITY

Upon acceptance of this paper, we will release the generated datasets using a range of common formats and through different platforms (such as Huggingface-datasets [64], Github and Zenodo). We will license our artifacts as permissively as the underlying datasets allow: Our code will be MIT, our *ambiguous-mnist* dataset will be CC-BY-SA and our *ambiguous-fashion-mnist* dataset will be CC-BY licensed.

While this paper is under review, the data will be made available upon request.

### REFERENCES

- [1] L. Aroyo and P. Paritosh. (2021, Feb.) Uncovering unknown unknowns in machine learning. Google

- Research. [Online]. Available: <https://ai.googleblog.com/2021/02/uncovering-unknown-unknowns-in-machine.html>
- [2] A. Stocco, M. Weiss, M. Calzana, and P. Tonella, "Misbehaviour prediction for autonomous driving systems," in *Proceedings of 42nd International Conference on Software Engineering*. ACM, 2020, p. 12 pages.
  - [3] J. Henriksson, C. Berger, M. Borg, L. Tornberg, C. Englund, S. R. Sathyamoorthy, and S. Ursing, "Towards structured evaluation of deep neural network supervisors," in *2019 IEEE International Conference On Artificial Intelligence Testing (AITest)*. IEEE, apr 2019.
  - [4] J. Henriksson, C. Berger, M. Borg, L. Tornberg, S. R. Sathyamoorthy, and C. Englund, "Performance analysis of out-of-distribution detection on various trained neural networks," in *2019 45th Euromicro Conference on Software Engineering and Advanced Applications (SEAA)*. IEEE, 2019, pp. 113–120.
  - [5] M. Weiss and P. Tonella, "Fail-safe execution of deep learning based systems through uncertainty monitoring," in *2021 IEEE 14th International Conference on Software Testing, Validation and Verification (ICST)*. IEEE, 2021.
  - [6] F. O. Catak, T. Yue, and S. Ali, "Prediction surface uncertainty quantification in object detection models for autonomous driving," 2021.
  - [7] F. Hell, G. Hinz, F. Liu, S. Goyal, K. Pei, T. Lytvynenko, A. Knoll, and C. Yiqiang, "Monitoring perception reliability in autonomous driving: Distributional shift detection for estimating the impact of input data on prediction accuracy," in *Computer Science in Cars Symposium*, 2021, pp. 1–9.
  - [8] M. Hussain, N. Ali, and J.-E. Hong, "Deepguard: a framework for safeguarding autonomous driving systems from inconsistent behaviour," *Automated Software Engineering*, vol. 29, no. 1, pp. 1–32, 2022.
  - [9] P. Wintersberger, F. Janotta, J. Peintner, A. Löcken, and A. Riener, "Evaluating feedback requirements for trust calibration in automated vehicles," *it-Information Technology*, vol. 63, no. 2, pp. 111–122, 2021.
  - [10] M. S. Davidson, C. Andradi-Brown, S. Yahiya, J. Chmielewski, A. J. O'Donnell, P. Gurung, M. D. Jeninga, P. Prommana, D. W. Andrew, M. Petter *et al.*, "Automated detection and staging of malaria parasites from cytological smears using convolutional neural networks," *Biological imaging*, vol. 1, 2021.
  - [11] J. M. Brown and G. Leontidis, "Deep learning for computer-aided diagnosis in ophthalmology: a review," *State of the Art in Neural Networks and their Applications*, pp. 219–237, 2021.
  - [12] S. Bjarnadottir, Y. Li, and M. G. Stewart, "Climate adaptation for housing in hurricane regions," in *Climate Adaptation Engineering*. Elsevier, 2019, pp. 271–299.
  - [13] D. Berend, X. Xie, L. Ma, L. Zhou, Y. Liu, C. Xu, and J. Zhao, "Cats are not fish: Deep learning testing calls for out-of-distribution awareness," in *The 35th IEEE/ACM International Conference on Automated Software Engineering*. New York, NY, USA: Association for Computing Machinery, 2020.
  - [14] M. Zhang, Y. Zhang, L. Zhang, C. Liu, and S. Khurshid, "Deeproad: Gan-based metamorphic testing and input validation framework for autonomous driving systems," in *Proceedings of the 33rd ACM/IEEE International Conference on Automated Software Engineering*, ser. ASE 2018. New York, NY, USA: ACM, 2018, pp. 132–142. [Online]. Available: <http://doi.acm.org/10.1145/3238147.3238187>
  - [15] J. Kim, R. Feldt, and S. Yoo, "Guiding deep learning system testing using surprise adequacy," 2018.
  - [16] S. Kim and S. Yoo, "Multimodal surprise adequacy analysis of inputs for natural language processing dnn models," in *2021 IEEE/ACM International Conference on Automation of Software Test (AST)* (AST). Los Alamitos, CA, USA: IEEE Computer Society, may 2021, pp. 80–89. [Online]. Available: <https://doi.ieeecomputersociety.org/10.1109/AST52587.2021.00017>
  - [17] S. Dola, M. B. Dwyer, and M. L. Soffa, "Distribution-aware testing of neural networks using generative models," pp. 226–237, 2021.
  - [18] J. Mukhoti, A. Kirsch, J. van Amersfoort, P. H. S. Torr, and Y. Gal, "Deterministic neural networks with appropriate inductive biases capture epistemic and aleatoric uncertainty," 2021.
  - [19] N. Mu and J. Gilmer, "Mnist-c: A robustness benchmark for computer vision," *CoRR*, 2019.
  - [20] D. Hendrycks and T. Dietterich, "Benchmarking neural network robustness to common corruptions and perturbations," *International Conference on Learning Representations*, 2018.
  - [21] J. Rauber, W. Brendel, and M. Bethge, "Foolbox: A python toolbox to benchmark the robustness of machine learning models," in *Reliable Machine Learning in the Wild Workshop, 34th International Conference on Machine Learning*, 2017. [Online]. Available: <http://arxiv.org/abs/1707.04131>
  - [22] Y. LeCun, L. Bottou, Y. Bengio, and P. Haffner, "Gradient-based learning applied to document recognition," *Proceedings of the IEEE*, vol. 86, no. 11, pp. 2278–2324, 1998.
  - [23] H. Xiao, K. Rasul, and R. Vollgraf. (2017) Fashion-mnist: a novel image dataset for benchmarking machine learning algorithms.
  - [24] D. Seca, "A review on oracle issues in machine learning," *arXiv preprint arXiv:2105.01407*, 2021.
  - [25] N. Humbatova, G. Jahangirova, G. Bavota, V. Riccio, A. Stocco, and P. Tonella, "Taxonomy of real faults in deep learning systems," in *Proceedings of the ACM/IEEE 42nd International Conference on Software Engineering*, 2020, pp. 1110–1121.
  - [26] H. Karimi, T. Derr, and J. Tang, "Characterizing the decision boundary of deep neural networks," 2019.
  - [27] S. Kang, R. Feldt, and S. Yoo, "Sinrad: Search-based image space navigation for dnn image classifier test input generation," in *Proceedings of the IEEE/ACM 42nd International Conference on Software Engineering Workshops*, 2020, pp. 521–528.
  - [28] T. Byun and S. Rayadurgam, "Manifold for machine learning assurance," in *Proceedings of the ACM/IEEE 42nd International Conference on Software Engineering: New Ideas and Emerging Results*, 2020, pp. 97–100.
  - [29] V. Riccio and P. Tonella, "Model-based exploration of the frontier of behaviours for deep learning system testing," in *Proceedings of the 28th ACM Joint Meeting on European Software Engineering Conference and Symposium on the Foundations of Software Engineering*, 2020, pp. 876–888.
  - [30] Y. Tian, K. Pei, S. Jana, and B. Ray, "Deeptest: Automated testing of deep-neural-network-driven autonomous cars," in *Proceedings of the 40th international conference on software engineering*, 2018, pp. 303–314.
  - [31] I. Dunn, H. Pouget, D. Kroening, and T. Melham, "Exposing previously undetectable faults in deep neural networks," in *Proceedings of the 30th ACM SIGSOFT International Symposium on Software Testing and Analysis*, 2021, pp. 56–66.
  - [32] M. Weiss and P. Tonella, "Simple techniques work surprisingly well for neural network test prioritization and active learning (replicability study)," in *Proceedings of the 31st ACM SIGSOFT International Symposium on Software Testing and Analysis*, ser. ISSTA 2022. New York, NY, USA: Association for Computing Machinery, 2022, p. 139–150. [Online]. Available: <https://arxiv.org/abs/2205.00664>
  - [33] X. Xie, L. Ma, F. Juefei-Xu, M. Xue, H. Chen, Y. Liu, J. Zhao, B. Li, J. Yin, and S. See, "Deephunter: a coverage-guided fuzz testing framework for deep neural networks," in *Proceedings of the 28th ACM SIGSOFT International Symposium on Software Testing and Analysis*, 2019, pp. 146–157.
  - [34] A. Odena, C. Olsson, D. Andersen, and I. Goodfellow, "TensorFuzz: Debugging neural networks with coverage-guided fuzzing," in *Proceedings of the 36th International Conference on Machine Learning*, ser. Proceedings of Machine Learning Research, K. Chaudhuri and R. Salakhutdinov, Eds., vol. 97. Long Beach, California, USA: PMLR, 09–15 Jun 2019, pp. 4901–4911. [Online]. Available: <http://proceedings.mlr.press/v97/odena19a.html>
  - [35] I. J. Goodfellow, J. Shlens, and C. Szegedy, "Explaining and harnessing adversarial examples," *arXiv preprint arXiv:1412.6572*, 2014.
  - [36] D. P. Kingma and M. Welling, "Auto-encoding variational bayes," *arXiv preprint arXiv:1312.6114*, 2013.
  - [37] X. Zhang, X. Xie, L. Ma, X. Du, Q. Hu, Y. Liu, J. Zhao, and M. Sun, "Towards characterizing adversarial defects of deep learning software from the lens of uncertainty," in *Proceedings of 42nd International Conference on Software Engineering*. ACM, 2020.
  - [38] T. P. Trappenberg and A. D. Back, "A classification scheme for applications with ambiguous data," in *Proceedings of the IEEE-INNS-ENNS International Joint Conference on Neural Networks. IJCNN 2000. Neural Computing: New Challenges and Perspectives for the New Millennium*, vol. 6. IEEE, 2000, pp. 296–301.
  - [39] W. Samek, T. Wiegand, and K.-R. Müller, "Explainable artificial intelligence: Understanding, visualizing and interpreting deep learning models," *arXiv preprint arXiv:1708.08296*, 2017.
  - [40] M. S. Ayhan and P. Berens, "Test-time data augmentation for estimation of heteroscedastic aleatoric uncertainty in deep neural networks,"

- Presented at "Medical Imaging with Deep Learning 2018", Amsterdam, Jul. 2018, available on OpenReview.
- [41] A. Makhzani, J. Shlens, N. Jaitly, I. Goodfellow, and B. Frey, "Adversarial autoencoders," *arXiv preprint arXiv:1511.05644*, 2015.
- [42] I. Goodfellow, J. Pouget-Abadie, M. Mirza, B. Xu, D. Warde-Farley, S. Ozair, A. Courville, and Y. Bengio, "Generative adversarial nets," *Advances in neural information processing systems*, vol. 27, 2014.
- [43] V. Riccio, G. Jahangirova, A. Stocco, N. Humbatova, M. Weiss, and P. Tonella, "Testing machine learning based systems: a systematic mapping," *Empirical Software Engineering*, 2020.
- [44] F. Chollet, "Keras documentation: Simple mnist convnet," Apr 2020. [Online]. Available: [https://keras.io/examples/vision/mnist\\_convnet/](https://keras.io/examples/vision/mnist_convnet/)
- [45] K. He, X. Zhang, S. Ren, and J. Sun, "Deep residual learning for image recognition," in *Proceedings of the IEEE conference on computer vision and pattern recognition*, 2016, pp. 770–778.
- [46] G. Huang, Z. Liu, L. Van Der Maaten, and K. Q. Weinberger, "Densely connected convolutional networks," in *Proceedings of the IEEE conference on computer vision and pattern recognition*, 2017, pp. 4700–4708.
- [47] A. Madry, A. Makelov, L. Schmidt, D. Tsipras, and A. Vladu, "Towards deep learning models resistant to adversarial attacks," *arXiv preprint arXiv:1706.06083*, 2017.
- [48] A. Kurakin, I. J. Goodfellow, and S. Bengio, "Adversarial examples in the physical world," in *Artificial intelligence safety and security*. Chapman and Hall/CRC, 2018, pp. 99–112.
- [49] S.-M. Moosavi-Dezfooli, A. Fawzi, and P. Frossard, "Deepfool: a simple and accurate method to fool deep neural networks," in *Proceedings of the IEEE conference on computer vision and pattern recognition*, 2016, pp. 2574–2582.
- [50] D. Hendrycks and K. Gimpel, "A baseline for detecting misclassified and out-of-distribution examples in neural networks," 2016.
- [51] Y. Feng, Q. Shi, X. Gao, J. Wan, C. Fang, and Z. Chen, "Deepgini: prioritizing massive tests to enhance the robustness of deep neural networks," in *Proceedings of the 29th ACM SIGSOFT International Symposium on Software Testing and Analysis*, 2020, pp. 177–188.
- [52] M. Weiss and P. Tonella, "Uncertainty-wizard: Fast and user-friendly neural network uncertainty quantification," in *2021 14th IEEE Conference on Software Testing, Verification and Validation (ICST)*, 2021, pp. 436–441.
- [53] Y. Gal and Z. Ghahramani, "Dropout as a bayesian approximation: Representing model uncertainty in deep learning," in *Proceedings of the 33rd International Conference on International Conference on Machine Learning - Volume 48*, ser. ICML'16. JMLR.org, 2016, pp. 1050–1059. [Online]. Available: <http://dl.acm.org/citation.cfm?id=3045390.3045502>
- [54] Y. Gal, "Uncertainty in deep learning," Ph.D. dissertation, University of Cambridge, 2016.
- [55] B. Lakshminarayanan, A. Pritzel, and C. Blundell, "Simple and scalable predictive uncertainty estimation using deep ensembles," in *Advances in neural information processing systems*, 2017, pp. 6402–6413.
- [56] H. Wang, J. Xu, C. Xu, X. Ma, and J. Lu, "Dissector: Input validation for deep learning applications by crossing-layer dissection," in *Proceedings of 42nd International Conference on Software Engineering*. ACM, 2020.
- [57] J. Kim, J. Ju, R. Feldt, and S. Yoo, "Reducing dnn labelling cost using surprise adequacy: An industrial case study for autonomous driving," in *Proceedings of the 28th ACM Joint Meeting on European Software Engineering Conference and Symposium on the Foundations of Software Engineering*, 2020, pp. 1466–1476.
- [58] M. Weiss, R. Chakraborty, and P. Tonella, "A review and refinement of surprise adequacy," in *2021 IEEE/ACM Third International Workshop on Deep Learning for Testing and Testing for Deep Learning (DeepTest)*. IEEE, 2021, pp. 17–24.
- [59] F. O. Catak, T. Yue, and S. Ali, "Uncertainty-aware prediction validator in deep learning models for cyber-physical system data," *ACM Transactions on Software Engineering and Methodology*, 2021.
- [60] J. Postels, H. Blum, C. Cadena, R. Siegwart, L. Van Gool, and F. Tombari, "Quantifying aleatoric and epistemic uncertainty using density estimation in latent space," *arXiv preprint arXiv:2012.03082*, 2020.
- [61] J. van Amersfoort, L. Smith, A. Jesson, O. Key, and Y. Gal, "On feature collapse and deep kernel learning for single forward pass uncertainty," *arXiv preprint arXiv:2102.11409*, 2021.
- [62] I. Osband, "Risk versus uncertainty in deep learning: Bayes, bootstrap and the dangers of dropout," in *NIPS workshop on bayesian deep learning*, vol. 192, 2016.
- [63] N. Akhtar, A. Mian, N. Kardan, and M. Shah, "Advances in adversarial attacks and defenses in computer vision: A survey," *IEEE Access*, vol. 9, pp. 155 161–155 196, 2021.
- [64] Q. Lhoest, A. Villanova del Moral, Y. Jernite, A. Thakur, P. von Platen, S. Patil, J. Chaumond, M. Drame, J. Plu, L. Tunstall, J. Davison, M. Šaško, G. Chhablani, B. Malik, S. Brandeis, T. Le Scao, V. Sanh, C. Xu, N. Patry, A. McMillan-Major, P. Schmid, S. Gugger, C. Delangue, T. Matussière, L. Debut, S. Bekman, P. Cistac, T. Goehringer, V. Mustar, F. Lagunas, A. Rush, and T. Wolf, "Datasets: A community library for natural language processing," in *Proceedings of the 2021 Conference on Empirical Methods in Natural Language Processing: System Demonstrations*. Online and Punta Cana, Dominican Republic: Association for Computational Linguistics, Nov. 2021, pp. 175–184. [Online]. Available: <https://aclanthology.org/2021.emnlp-demo.21>