

# Diffsound: Discrete Diffusion Model for Text-to-sound Generation

Dongchao Yang, Jianwei Yu, Helin Wang, Wen Wang, Chao Weng, Yuexian Zou, *Senior Member, IEEE* and Dong Yu, *Fellow, IEEE*

**Abstract**—Generating sound effects that humans want is an important topic. However, there are few studies in this area for sound generation. In this study, we investigate generating sound conditioned on a text prompt and propose a novel text-to-sound generation framework that consists of a text encoder, a Vector Quantized Variational Autoencoder (VQ-VAE), a decoder, and a vocoder. The framework first uses the decoder to transfer the text features extracted from the text encoder to a mel-spectrogram with the help of VQ-VAE, and then the vocoder is used to transform the generated mel-spectrogram into a waveform. We found that the decoder significantly influences the generation performance. Thus, we focus on designing a good decoder in this study. We begin with the traditional autoregressive decoder, which has been proved as a state-of-the-art method in previous sound generation works. However, the AR decoder always predicts the mel-spectrogram tokens one by one in order, which introduces the unidirectional bias and accumulation of errors problems. Moreover, with the AR decoder, the sound generation time increases linearly with the sound duration. To overcome the shortcomings introduced by AR decoders, we propose a non-autoregressive decoder based on the discrete diffusion model, named Diffsound. Specifically, the Diffsound predicts all of the mel-spectrogram tokens in one step and then refines the predicted tokens in the next step, so the best-predicted results can be obtained after several steps. Our experiments show that our proposed Diffsound not only produces better text-to-sound generation results when compared with the AR decoder but also has a faster generation speed, *e.g.*, MOS: 3.56 *v.s.* 2.786, and the generation speed is five times faster than the AR decoder. Furthermore, to automatically assess the quality of generated samples, we define three different objective evaluation metrics (*e.g.*, FID, KL, and audio caption loss), which can comprehensively assess the relevance and fidelity of the generated samples. Code, pre-trained models, and generated samples are released <sup>1</sup>.

**Index Terms**—Text-to-sound generation, autoregressive model, diffusion model, vocoder

## I. INTRODUCTION

USER controlled sound generation has a lot of potential applications, *e.g.*, movie and music productions, game scene sound effects, and so on. With the development of virtual reality (VR) technology, it is very important to generate the sound effects that users want. Research on sound generation is very limited. Chen *et al.* [1], Zhou *et al.* [2] and Iashin *et al.*

[3] proposed to generate sound related to a video. Liu *et al.* [4] and Kong *et al.* [5] attempted to generate environmental sound conditioned on a one-hot label. No one, however, has looked into generating sound from text descriptions. Text-to-sound generation has a wide range of uses, *e.g.*, adding background sound for speech synthesis systems. Nowadays, speech synthesis systems have been applied to poetry or novel reading. The user experience could be improved by adding background sound to scenarios represented in text. Furthermore, many music or movie designers are required to find a suitable sound for a scene. A simple approach is that they describe the scene with a sentence, and then use the text-to-sound model to generate the corresponding sound. In this work, we focus on directly generating audio based on human-written descriptions, such as “An audience cheers and applauds while a man talks”.

The state-of-the-art methods [3], [4] in the sound generation both employ a two-stage generation strategy, which first uses autoregressive (AR) decoder to generate a mel-spectrogram conditioned on the one-hot label or the video and then employs a vocoder (*e.g.* MelGAN [6]) to transform the generated mel-spectrogram into waveform. To improve the generation efficiency, they propose to learn a prior in the form of the Vector Quantized Variational Autoencoder (VQ-VAE) codebook [7], which aims to compress the mel-spectrogram into a group of discrete tokens with a fixed number. By using VQ-VAE, the mel-spectrogram generation problem transfers to predicting a group of discrete tokens corresponding to the mel-spectrogram. Inspired by [3], [4], we propose a text-to-sound generation framework, which consists of a text encoder, a VQ-VAE, a decoder, and a vocoder. The diagram of the text-to-sound framework is shown in Figure 1. We found that the decoder significantly influences the generation performance. Thus, we focus on designing a good decoder in this paper.

We start by looking into the AR decoder. However, we discovered that the AR decoder is unable to produce high-fidelity and high-relevance sound with text input. There are two issues that have an impact on the generation results. First, while the AR decoder has been shown to be a powerful method in sound generation [3], [4], it has two flaws: (1) Mel-spectrogram tokens are always predicted in order (*e.g.*, from left to right) by the AR decoder. This fixed order introduces unidirectional bias in the synthesized mel-spectrogram because important contextual information can come from any part of the mel-spectrogram; (2) During the inference phase, incorrectly predicted tokens from previous steps propagate to subsequent tokens, resulting in accumulated prediction errors.

Dongchao Yang, Helin Wang, Wen Wang and Yuexian Zou are with the Advanced Data and Signal Processing laboratory, School of Electronic and Computer Engineering, Peking University, China. This work was done when Dongchao Yang was an intern at Tencent AI Lab.

Jianwei Yu, Chao Weng and Dong Yu are with Tencent AI Lab. Yuexian Zou and Jianwei Yu are the corresponding authors. (zouyx@pku.edu.cn; tomasyu@tencent.com)

<sup>1</sup><http://dongchaoyang.top/text-to-sound-synthesis-demo/>

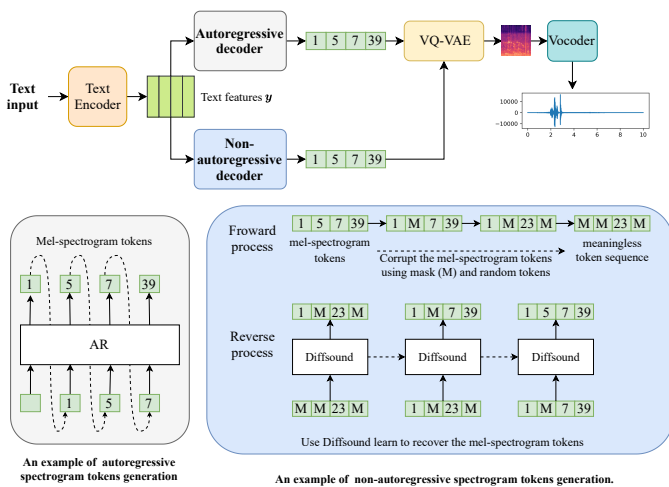


Fig. 1. The diagram of the text-to-sound generation framework includes four parts: a text encoder that extracts text features from the text input, a decoder that generates mel-spectrogram tokens, a pre-trained VQ-VAE that transforms the tokens into mel-spectrogram, and a vocoder that transforms the generated mel-spectrogram into waveform. We explore two kinds of decoders, an autoregressive decoder and a non-autoregressive decoder (Diff-sound).

Second, the available text-audio data is limited. The largest open-source text-audio dataset is Audiotocaps [8], which only includes about 49K training data. In contrast, Iashin *et al.* [3] trains their model using Vggsound dataset [9], which has over 200K audio-video pairs.

To address the weaknesses in the AR decoder, we propose a non-autoregressive decoder based on diffusion probabilistic models (diffusion models for short) [10]–[13], named Diff-sound. Instead of predicting the mel-spectrogram tokens one by one in order, Diff-sound predicts all of the mel-spectrogram tokens in one step, and then refines the predicted tokens in the next step, so that the best results can be obtained after several steps. In each step, the Diff-sound leverages the contextual information of all tokens predicted in the previous step to estimate a new probability density distribution and uses this distribution to sample the tokens in the current step. Due to the fact that Diff-sound can make use of the contextual information of all tokens and revise any token in each step, it effectively avoids the unidirectional bias and the accumulated prediction error problems. To realize this, we adopt the idea from diffusion models, which use a forward process to corrupt the original mel-spectrogram tokens in  $T$  steps, and then let the model learn to recover the original tokens in a reverse process. Specifically, in the forward process, we deliberately use both mask token and random token to replace the original tokens  $x_0 \sim q(x_0)$  into a stationary distribution  $p(x_T)$ . In the reverse process, we let the network learn to recover the original tokens from  $x_T \sim p(x_T)$  conditioned on the text features. Figure 1 shows an example of non-autoregressive mel-spectrogram tokens generation.

To solve the data deficiency problem in the text-to-sound generation tasks. We propose to let the Diff-sound learn knowledge from the Audioset dataset [14] and then fine-tune the pre-trained Diff-sound on a small-scale text-audio dataset (*e.g.*, Audiotocaps). Audioset is the largest open-source dataset in the audio field, but it only provides the event labels for each

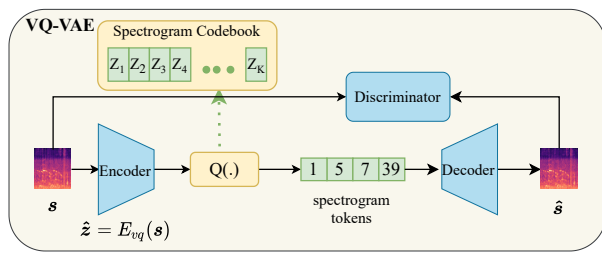


Fig. 2. The overall architecture of VQ-VAE, which consists of four parts: an encoder that extracts the representation  $\hat{z}$  from the mel-spectrogram, a codebook that contains a finite number of embedding vectors, a decoder that reconstructs the mel-spectrogram based on mel-spectrogram tokens, and a discriminator that distinguishes the mel-spectrogram is original or reconstructed.  $Q(\cdot)$  denotes a spatial-wise quantizer that maps each features  $\hat{z}_{ij}$  into its closest codebook entry  $z_k$  to obtain the mel-spectrogram tokens.

audio. To utilize the Audioset dataset, we propose a mask-based text generation strategy (MBTG) that can generate a text description according to the event labels so that a new text-audio dataset is built. Furthermore, we observe a phenomenon: it is easier to generate audio that only includes one single event than audio that includes multiple events. To help the Diff-sound learn better, we mimic the human learning process by let the Diff-sound learn from easy samples and gradually advance to complex samples and knowledge. Specifically, we propose a curriculum learning strategy in our pre-training stage, that is, we first select the audios that only include one event (easy sample) to the training set, and gradually add the audios that include multiple events (hard sample) to the training set.

Human evaluation of sound generation models is an expensive and tedious procedure. Thus, objective evaluation metrics are necessary for sound generation tasks. We explore three objective evaluation metrics: Fréchet Inception Distance (FID) [15], KL-divergence [3] and audio caption loss. We demonstrate that these metrics can effectively evaluate the fidelity and relevance of the generated sound. Furthermore, we also use the Mean Opinion Score (MOS) to assess our methods.

Experiments show that our text-to-sound generation framework can generate high-quality sound, *e.g.*, MOS: 3.56 (ours) *v.s.* 4.11 (ground truth), and our proposed Diff-sound has better generation performance and speed compared to the AR decoder, *e.g.*, MOS: 3.56 *v.s.* 2.786, and the generation speed is five times faster than the AR decoder. Our main contributions are listed as follows:

- (1) For the first time, we investigate how to generate sound based on text description and offer a text-to-sound generation framework. Furthermore, we propose a novel decoder (Diff-sound) based on a discrete diffusion model that outperforms the AR decoder in terms of generation performance and speed.
- (2) To solve the data deficiency problem in the text-to-sound generation task, we propose a mask-based text generation strategy (MBTG), which helps build a large-scale text-audio dataset based on the Audioset dataset. We demonstrate the effectiveness of pre-training the Diff-sound on the Audioset, which gives the insight to improve the performance of the generation model under a data deficiency situation.
- (3) We initially explore three objective evaluation metrics for the text-to-sound generation task. We demonstrate these

metrics can comprehensively assess the relevance and fidelity of the generated sound.

## II. RELATED WORK

**GAN-based Content Generation** In the past few years, Generative Adversarial Networks (GANs) have shown promising results in image generation [16]–[18], speech synthesis [6], [19], [20] and music generation [21]. GAN-based models are capable of synthesizing high-fidelity images/sounds. However, they suffer from well-known training instability and mode collapse issues, which lead to a lack of sample diversity. Most related to our work is RegNet [1], which aims to generate sound conditioned by visual information. It is noted that RegNet only generates sounds on a single domain dataset (*e.g.*, dog bark or drum), which means that it struggles on complex scenes with multiple sound events. Furthermore, Iashin *et al.* [3] have proved that using an autoregressive generation model can produce better results than RegNet.

**Autoregressive Models** AR models [22], [23] have shown powerful generation capability and have been applied for image generation [7], [24]–[29], speech synthesis [30] and sound generation [3], [4]. To generate high-resolution images, VQ-VAE [7], [27], VQGAN [24] and ImageBART [31] train an encoder to compress the image into a low-dimensional discrete latent space. After that, the AR models learn from low-dimensional discrete latent space directly, which greatly reduces the time complexity and improves the performance. Liu *et al.* [4] and Iashin *et al.* [3] also apply the similar idea to generate sound, and achieve good generation performance.

**Diffusion Probabilistic Models** Diffusion generative models were first proposed in [11] and achieved strong results on image generation [13], [31]–[33] and speech synthesis [34]–[37]. Diffusion models with discrete state spaces were first introduced by Sohl-Dickstein *et al.* [11], who considered a diffusion process over binary random variables. Hoogeboom *et al.* [38] extended the model to categorical random variables with transition matrices characterized by uniform transition probabilities. Jacob *et al.* [12] further improve and extend discrete diffusion models by using a more structured categorical corruption process to corrupt the forward process. D3PMs [12] and VQ-Diffusion [13] have applied discrete diffusion models to image generation.

## III. PROPOSED TEXT-TO-SOUND FRAMEWORK

The overall architecture of the proposed text-to-sound framework is demonstrated in Figure 1, which consists of four parts including a text encoder, a VQ-VAE, a decoder, and a vocoder. The detailed design of each part will be introduced in this section.

### A. Text encoder

The first step in the text-to-sound generation task is designing a good text encoder to extract the sound event information from the context while other information should be excluded. In this study, we employed the pretrained BERT [39] and the text encoder of pretrained CLIP model [40] to extract the text features (a vector to represent the contextual

information) respectively and found that the latter brings better generation performance. We conjecture that the CLIP model is more suitable for text-to-sound generation tasks for the reason that CLIP is trained by contrastive learning between the representations of images and text, which makes the text representations include more the concept of semantic, *e.g.*, dog barks and birds sing. Note that the text encoder is fixed in our training process.

### B. Learning Discrete Latent Space of Mel-spectrograms Via VQ-VAE

In this part, we introduce the vector quantized variational autoencoder (VQ-VAE) [7] to simplify the process of decoder generates the mel-spectrograms.

Most of the text-to-speech (TTS) methods [34], [35], [41] directly learn the mapping from text to wave samples or raw spectrogram pixels for the reason that the pronunciation of speech depends on the words of text. Unlike TTS, there is no direct correspondence between text and sound in the sound generation task. To this end, the text-to-sound task needs to extract the event information from the text input and then generate the corresponding events. Considering a sound may consist of multiple events and each event has its own unique characteristics. We propose to use the VQ-VAE to learn a codebook to encode the characteristic of events, and then generate the mel-spectrogram based on the codebook. Liu *et al.* [4] and Iashin *et al.* [3] also employ the same strategy to generate sound, which proves that VQ-VAE not only brings good generation performance but also reduces computation costs. As Figure 2 shows, a mel-spectrogram can be represented by a group of mel-spectrogram tokens. Thus, the mel-spectrogram generation problem transfers to predicting a group of tokens. In the following, we will introduce the details of VQ-VAE.

VQ-VAE is trained to approximate an input using a compressed intermediate representation, retrieved from a discrete codebook. VQ-VAE consists of an encoder  $E_{vq}$ , a decoder  $G$  and a codebook  $\mathcal{Z} = \{z_k\}_{k=1}^K \in \mathbb{R}^{K \times n_z}$  containing a finite number of embedding vectors, where  $K$  is the size of the codebook and  $n_z$  is the dimension of codes. Given a spectrogram  $s \in \mathbb{R}^{F \times L}$ , the input  $s$  is firstly encoded into a small-scale representation (encoder  $E_{vq}$  consists of multiple convolution and pooling layers)  $\hat{z} = E_{vq}(s) \in \mathbb{R}^{F' \times L' \times n_z}$  where  $F' \times L'$  represents the reduced frequency and time dimension. Then we use a spatial-wise quantizer  $Q(\cdot)$  which maps each spatial feature  $\hat{z}_{ij}$  into its closest codebook entry  $z_k$  to obtain a spatial collection of spectrogram tokens  $z_q$

$$z_q = Q(\hat{z}) := \left( \arg \min_{z_k \in \mathcal{Z}} \|\hat{z}_{ij} - z_k\|_2^2 \text{ for all } (i, j) \text{ in } (F', L') \right) \quad (1)$$

Then the spectrogram can be faithfully reconstructed via the decoder *i.e.*,  $\hat{s} = G(z_q)$ . Note that the spectrogram tokens are quantized latent variables in the sense that they take discrete values. The encoder  $E_{vq}$ , the decoder  $G$ , and the codebook  $\mathcal{Z}$  can be trained end-to-end via the following loss function

$$\mathcal{L}_{VQVAE} = \|s - \hat{s}\|_1 + \|sg[E_{vq}(s)] - z_q\|_2^2 + \|sg[z_q] - E_{vq}(s)\|_2^2 \quad (2)$$

where  $\text{sg}$  is the stop-gradient operation that acts as an identity during the forward pass but has zero gradients at the backward pass. To preserve the reconstruction quality when upsampled from a smaller-scale representation, we follow the setting of VQGAN [24], which adds a patch-based adversarial loss [42] to the final training loss

$$\mathcal{L}_f = \mathcal{L}_{VQVAE} + \lambda_d(\log(D(\mathbf{s})) + \log(1 - D(\hat{\mathbf{s}}))) \quad (3)$$

where  $D$  is a discriminator,  $\lambda_d$  is a hyper-parameter to control the weight of adversarial loss.

### C. Decoder

The decoder in our framework is proposed to transfer the text features to the quantized features obtained from VQ-VAE (mel-spectrogram tokens). An autoregressive decoder is first investigated.

Given the text-audio pairs, we first use the text encoder to extract text features  $\mathbf{y}$  from the text description. After that, we obtain the discrete mel-spectrogram tokens  $\mathbf{x} \in \mathbb{Z}^N$  from the mel-spectrogram of the audio with a pre-trained VQ-VAE, where  $N = F' \times L'$  represents the sequence length of tokens. By using the VQ-VAE, the decoding process can be viewed as an autoregressive next-token prediction: Given tokens  $x_{<i}$ , the decoder learns to predict the distribution of possible next tokens, *i.e.*,  $p(x_i|x_{<i}, \mathbf{y})$  to compute the likelihood of the full representation as  $p(\mathbf{x}|\mathbf{y}) = \prod_i p(x_i|x_{<i}, \mathbf{y})$ . The decoder is trained with a cross-entropy (CE) loss, comparing the predicted mel-spectrogram tokens to those obtained from the ground truth. Due to the wrongly predicted results of previous steps influencing the current step, the “teacher-forcing” strategy [31] is used to guarantee the stability of training. Lastly, we use the decoder of VQ-VAE ( $G$ ) to transform the predicted mel-spectrogram tokens into the mel-spectrogram. In the inference stage, we can set the number of predicted mel-spectrogram tokens  $N$  to determine the duration of the generated sound.

However, the AR decoder suffers from the unidirectional bias and accumulation of errors problems due to it always predicts tokens in order. To this end, a non-autoregressive decoder based on discrete diffusion model is proposed. (Details will be given in Section IV.)

### D. Vocoder

Vocoder aims at transforming the generated mel-spectrogram into waveform  $\hat{w}$ , which is a hot research topic. Griffin-Lim [43], WaveNet [44], MelGAN [6], and HiFi-GAN [45] are very popular vocoders for speech synthesis task. The Griffin-Lim is a classic signal processing method that is very fast and easy to implement. However, Griffin-Lim produces low-fidelity results when operating on mel-spectrograms [3]. WaveNet provides high-quality results but remains relatively slow in generation time. In this study, considering its generation efficiency and quality, we employ MelGAN which is a non-autoregressive approach to reconstructing the waveform. MelGAN has been widely used in speech synthesis fields. However, many pre-trained MelGAN models are trained on speech or music data, so they

are not suitable for environmental sound generation. We train a MelGAN on a large-scale audio event dataset (Audioset) [14], which contains 527 unique sound events.

## IV. DIFFUSION-BASED DECODER

In this section, we introduce our proposed non-autoregressive decoder based on discrete diffusion model, named Diffsound. As discussed in Section III-C, Diffsound is proposed to address the unidirectional bias and accumulation of errors issues in AR decoders. In the following, we first introduce the diffusion models. Then we discuss the details of the training and inference of the Diffsound. Lastly, we discuss how to use the pre-train strategy to further improve the performance of the Diffsound.

### A. Diffusion Probabilistic Models

Diffusion probabilistic (diffusion for short) models [11] have been proved as a powerful generation model in image and speech fields [13], [32]. In this section, we briefly introduce some basic principles of the diffusion models.

1) *Vanilla Diffusion Model*: A diffusion model consists of two processes: the *forward* process with steps  $t \in \{0, 1, 2, \dots, T\}$  and the *reverse* process  $t \in \{T, T-1, \dots, 1, 0\}$ . The forward process corrupts the original data  $\mathbf{x}_0$  into the noisy latent variable  $\mathbf{x}_T$  which belongs to a stationary distribution (*e.g.*, Gaussian distribution), and the reverse process learns to recover original data  $\mathbf{x}_0$  from  $\mathbf{x}_T$ .

**Forward process** Given the audio data  $\mathbf{x}_0$ , the forward process aims to corrupt the data  $\mathbf{x}_0 \sim q(\mathbf{x}_0)$  into a sequence of increasingly noisy latent variables  $\mathbf{x}_{1:T} = \mathbf{x}_1, \mathbf{x}_2, \dots, \mathbf{x}_T$ . Each of noisy latent variables  $\mathbf{x}_t$  has the same dimension with  $\mathbf{x}_0$ . The forward process from data  $\mathbf{x}_0$  to the variable  $\mathbf{x}_T$  can be formulated as a fixed Markov chain

$$q(\mathbf{x}_{1:T}|\mathbf{x}_0) = \prod_{t=1}^T q(\mathbf{x}_t|\mathbf{x}_{t-1}) \quad (4)$$

Following [11], Gaussian noise is selected in each step, so that the conditional probability distribution can be  $q(\mathbf{x}_t|\mathbf{x}_{t-1}) = \mathcal{N}(\mathbf{x}_t; \sqrt{1 - \beta_t}\mathbf{x}_{t-1}, \beta_t\mathbf{I})$ , where  $\beta_t$  is a small positive constant. According to the pre-defined schedule  $\beta_1, \beta_2, \dots, \beta_T$ , the overall process gradually converts clean  $\mathbf{x}_0$  to a latent variable with an isotropic Gaussian distribution of  $p(\mathbf{x}_T) = \mathcal{N}(\mathbf{0}, \mathbf{I})$ . Due to the properties of Markov chain, the probability distribution  $q(\mathbf{x}_t|\mathbf{x}_0)$  can be

$$q(\mathbf{x}_t|\mathbf{x}_0) = \mathcal{N}(\mathbf{x}_t; \sqrt{\bar{\alpha}_t}\mathbf{x}_0, (1 - \bar{\alpha}_t)\mathbf{I}) \quad (5)$$

where  $\alpha_t = 1 - \beta_t$  and  $\bar{\alpha}_t = \prod_{s=1}^t \alpha_s$ .

**Reverse process** The reverse process converts the latent variable  $\mathbf{x}_T \sim \mathcal{N}(\mathbf{0}, \mathbf{I})$  into  $\mathbf{x}_0$

$$p_\theta(\mathbf{x}_{0:T}) = p(\mathbf{x}_T) \prod_{t=1}^T p_\theta(\mathbf{x}_{t-1}|\mathbf{x}_t) \quad (6)$$

where  $p_\theta(\cdot)$  is the distribution of the reverse process with learnable parameters  $\theta$ . The posterior  $q(\mathbf{x}_{t-1}|\mathbf{x}_t, \mathbf{x}_0)$  can be derived according to Bayes formula. In order to optimize the generative model  $p_\theta(\mathbf{x}_0)$  to fit the data distribution  $q(\mathbf{x}_0)$ , one

typically optimizes a variational upper bound on the negative log-likelihood:

$$\begin{aligned} \mathcal{L}_{vb} = & \mathbb{E}_{q(\mathbf{x}_0)} \left[ D_{KL}[q(\mathbf{x}_T|\mathbf{x}_0)||p(\mathbf{x}_T)] + \right. \\ & \left. \sum_{t=1}^T \mathbb{E}_{q(\mathbf{x}_t|\mathbf{x}_0)} \left[ D_{KL}[q(\mathbf{x}_{t-1}|\mathbf{x}_t, \mathbf{x}_0)||p_{\theta}(\mathbf{x}_{t-1}|\mathbf{x}_t)] \right] \right] \end{aligned} \quad (7)$$

2) *Discrete Diffusion model*: One limitation of vanilla diffusion model is that, for original data  $\mathbf{x}_0$  in discrete space, *e.g.*, for any element  $x_0^i$  in  $\mathbf{x}_0$ ,  $x_0^i \in \{1, 2, \dots, P\}$ , we cannot corrupt the  $\mathbf{x}_0$  by adding Gaussian noise in the forward process since the range of  $x_0^i$  belongs to  $P$  different discrete values. To solve this issue, discrete diffusion model [11], [12] is proposed. In discrete diffusion model, a transition probability matrix is defined to indicate how  $\mathbf{x}_0$  transits to  $\mathbf{x}_t$  for each step of forward process. Assuming that  $\mathbf{x}_0 \in \mathbb{Z}^N$  and  $x_0^k \in \{1, 2, \dots, P\}$ . Without introducing confusion, we omit superscripts  $k$  in the following description. The matrices  $[\mathbf{Q}_t]_{ij} = q(x_t = i|x_{t-1} = j) \in \mathbb{R}^{P \times P}$  defines the probabilities that  $x_{t-1}$  transits to  $x_t$ . Then the forward process for the whole token sequence can be written as

$$q(x_t|x_{t-1}) = \mathbf{c}^\top(x_t)\mathbf{Q}_t\mathbf{c}(x_{t-1}) \quad (8)$$

where  $\mathbf{c}(x)$  denotes the one-hot column vector of  $x$ . The categorical distribution over  $x_t$  is given by the vector  $\mathbf{Q}_t\mathbf{c}(x_{t-1})$ . Due to the property of Markov chain, one can marginalize out the intermediate steps and derive the probability of  $x_t$  at arbitrary timestep directly from  $x_0$

$$q(x_t|x_0) = \mathbf{c}^\top(x_t)\overline{\mathbf{Q}}_t\mathbf{c}(x_0), \text{ with } \overline{\mathbf{Q}}_t = \mathbf{Q}_t \dots \mathbf{Q}_1 \quad (9)$$

Besides,  $q(x_{t-1}|x_t, x_0)$  can be derived according to Bayes formula

$$\begin{aligned} q(x_{t-1}|x_t, x_0) &= \frac{q(x_t|x_{t-1}, x_0)q(x_{t-1}|x_0)}{q(x_t|x_0)} \\ &= \frac{(\mathbf{c}^\top(x_t)\mathbf{Q}_t\mathbf{c}(x_{t-1}))(\mathbf{c}^\top(x_{t-1})\overline{\mathbf{Q}}_{t-1}\mathbf{c}(x_0))}{\mathbf{c}^\top(x_t)\overline{\mathbf{Q}}_t\mathbf{c}(x_0)} \end{aligned} \quad (10)$$

### B. Non-autoregressive Mel-spectrograms Generation Via Diff-sound

In contrast to the AR decoder, which predicts the mel-spectrogram tokens one by one, we expect Diff-sound can predict all of the tokens in one step, and then refine the predicted results in the next step, so that the best results can be obtained after several steps. In other words, we expect the predicted results can be improved through  $T$ -step iterations. The Diff-sound can make use of the contextual information of all tokens and revise any token in each step. It effectively avoids the unidirectional bias and the accumulated prediction error problems. To realize the process, we adapt the idea from discrete diffusion model [11]–[13], which designs a strategy to corrupt the original mel-spectrogram token sequence  $\mathbf{x}_0 \sim q(\mathbf{x}_0)$  into a totally meaningless sequence  $\mathbf{x}_T \sim p(\mathbf{x}_T)$  in  $T$  steps, and then let network learn to recover the original sequence  $\mathbf{x}_0$  based on the text information in  $T$  steps. Figure 1 shows an example of the forward and reverse processes. In the inference stage, we randomly sample a token sequence

$\mathbf{x}_T$  from  $p(\mathbf{x}_T)$ , and then let the network predict a new mel-spectrogram token sequence based on  $\mathbf{x}_T$  and the text features. According to the previous description in Section IV-A, the key point of training a discrete diffusion model is to design a suitable strategy to pre-define Markov transition matrices  $\mathbf{Q}_t$ .

As discussed in Section III-B, the codebook of VQVAE encodes the characteristics of events, and each vector of the codebook encodes the different information. According to this property, we propose three strategies to corrupt the mel-spectrogram tokens. Firstly, changing the context by randomly replacing the original token. Secondly, masking the context by introducing an extra mask token. However, we find that changing the context by randomly replacing tokens results in the reverse process is hard to learn because a mel-spectrogram token may be replaced with a completely unrelated category token, *e.g.*, a token representing the dog barking may be replaced by a token representing the man speaking. Furthermore, there is a context relationship between adjacent tokens. Only using the mask token makes the model tend to focus on the mask token and ignore the context relationship. Thus, we propose to combine the changing and masking context strategies. We define three transition matrices according to the three strategies, respectively: Uniform transition matrix, mask transition matrix, and mask and uniform transition matrix.

In the following, we first introduce the three transition matrices. Then we discuss the noise schedule strategy and loss function. Lastly, we introduce the reparameterization trick and fast inference strategy.

**Uniform transition matrix** Uniform transition matrix was first proposed by Sohl-Dickstein *et al.* [11] for binary random variables, *e.g.*, variable zero can transfer to one or zero with a uniform distribution. Hooeboom *et al.* [38] later extended this to categorical variables. The core idea is that each variable can transfer to all the pre-defined categories with a uniform distribution. In practice, the transition matrix  $\mathbf{Q}_t \in \mathbb{R}^{K \times K}$  can be defined as

$$\mathbf{Q}_t = \begin{bmatrix} \alpha_t + \beta_t & \beta_t & \dots & \beta_t \\ \beta_t & \alpha_t + \beta_t & \dots & \beta_t \\ \vdots & \vdots & \ddots & \vdots \\ \beta_t & \beta_t & \dots & \alpha_t + \beta_t \end{bmatrix} \quad (11)$$

where  $\beta_t \in [0, 1]$  and  $\alpha_t = 1 - K\beta_t$ . This transition matrix denotes that each token has a probability of  $K\beta_t$  to be resampled uniformly over all the  $K$  categories, while with a probability of  $\alpha_t$  to remain the previous value at the present step. The stationary distribution  $p(\mathbf{x}_T)$  can be derived as:

$$p(\mathbf{x}_T) = [\bar{\beta}_T, \bar{\beta}_T, \dots, \bar{\beta}_T] \quad (12)$$

where  $\bar{\alpha}_T = \prod_{t=1}^T \alpha_t$ ,  $\bar{\beta}_T = (1 - \bar{\alpha}_T)/K$ . As Section IV-A2 described, we could calculate  $q(x_t|x_0)$  according to formula (9),  $q(x_t|x_0) = \mathbf{c}^\top(x_t)\overline{\mathbf{Q}}_t\mathbf{c}(x_0)$ . However, when the number of categories  $K$  and time step  $T$  is too large, it can quickly become impractical to store all of the transition matrices  $\mathbf{Q}_t$  in memory, as the memory usage grows like  $O(K^2T)$ . Inspired by [13], we find that it is unnecessary to store all of the transition matrices. Instead we only store all of  $\bar{\alpha}_t$  and  $\bar{\beta}_t$

---

**Algorithm 1** Training of the Diffsound.

---

**Require:**

A transition matrix  $\mathbf{Q}_t$ , timestep  $T$ , network parameters  $\theta$ , training epoch  $N$ , text-audio dataset  $\mathcal{D}$ , the encoder of VQ-VAE  $E_{vq}$ .

- 1: **for**  $i = 1$  to  $N$  **do**
- 2:   **for** (text, audio) in  $\mathcal{D}$  **do**
- 3:      $s = \text{get\_mel\_spectrogram}(\text{audio})$ ;
- 4:      $\mathbf{x}_0 = E_{vq}(s)$ ,  $\mathbf{y} = \text{TextEncoder}(\text{text})$ ;
- 5:     sample  $t$  from  $\text{Uniform}(1, 2, 3, \dots, T)$ ;
- 6:     sample  $\mathbf{x}_t$  from  $q(\mathbf{x}_t|\mathbf{x}_0)$  based on formula (19);
- 7:     estimate  $p_\theta(\mathbf{x}_{t-1}|\mathbf{x}_t, \mathbf{y})$ ;
- 8:     calculate loss according to formula (20-23);
- 9:     update network  $\theta$ ;
- 10:   **end for**
- 11: **end for**
- 12: **return** network  $\theta$ .

---

in advance, because we can calculate  $q(\mathbf{x}_t|\mathbf{x}_0)$  according to following formula:

$$\bar{\mathbf{Q}}_t \mathbf{c}(x_0) = \bar{\alpha}_t \mathbf{c}(x_0) + \bar{\beta}_t \quad (13)$$

The Proof can be found in Appendix A.

**Mask transition matrix** Previous work [13], [38] proposed introducing an additional absorbing state, such that each token either stays the same or transitions to the absorbing state. In this paper, we add an additional token [MASK] into the codebook (the index is  $K+1$ ) to represent the absorbing state, thus the model is asked to recover the original tokens from the mask tokens. The mask transition matrix  $\mathbf{Q}_t \in \mathbb{R}^{(K+1) \times (K+1)}$  is

$$\mathbf{Q}_t = \begin{bmatrix} \beta_t & 0 & 0 & \cdots & 0 \\ 0 & \beta_t & 0 & \cdots & 0 \\ 0 & 0 & \beta_t & \cdots & 0 \\ \vdots & \vdots & \vdots & \ddots & \vdots \\ \gamma_t & \gamma_t & \gamma_t & \cdots & 1 \end{bmatrix} \quad (14)$$

where  $\gamma_t \in [0, 1]$ . The mask transition matrix denotes that each token either stays the same with probability  $\beta_t = (1 - \gamma_t)$  or transitions to an additional token [MASK] with probability  $\gamma_t$ . According to Markov transition formula, the stationary distribution  $p(\mathbf{x}_T)$  can be derived as:

$$p(\mathbf{x}_T) = [\bar{\beta}_T, \bar{\beta}_T, \dots, \bar{\gamma}_T] \quad (15)$$

where  $\bar{\gamma}_T = 1 - \bar{\beta}_T$ , and  $\bar{\beta}_T = \prod_{t=1}^T \beta_t$ . Similarly, we only store all of  $\bar{\gamma}_t$  and  $\bar{\beta}_t$  in advance, and we calculate  $q(\mathbf{x}_t|\mathbf{x}_0)$  according to following formula:

$$\bar{\mathbf{Q}}_t \mathbf{c}(x_0) = \bar{\beta}_t \mathbf{c}(x_0) + \bar{\gamma}_t \mathbf{c}(K+1) \quad (16)$$

The Proof can be found in Appendix B.

**Mask and uniform transition matrix** As in the previous discussion, using the uniform transition matrix brings the problem of semantic change, so the reverse process is hard to learn. Using the mask transition matrix makes the model tend to focus on the mask token and ignore the context information. To combat these problems, a simple idea is to combine mask and uniform transition matrices. Specifically, each token has a

---

**Algorithm 2** Inference of the Diffsound.

---

**Require:**

Time stride  $\Delta_t$ , timestep  $T$ , input text, the decoder of VQ-VAE  $G$ , network  $\theta$ , stationary distribution  $p(\mathbf{x}_T)$ ;

- 1:  $t = T$ ,  $\mathbf{y} = \text{TextEncoder}(\text{text})$ ;
- 2: sample  $\mathbf{x}_t$  from  $p(\mathbf{x}_T)$ ;
- 3: **while**  $t > 0$  **do**
- 4:    $\mathbf{x}_t \leftarrow \text{sample from } p_\theta(\mathbf{x}_{t-\Delta_t}|\mathbf{x}_t, \mathbf{y})$
- 5:    $t \leftarrow (t - \Delta_t)$
- 6: **end while**
- 7: **return**  $G(\mathbf{x}_t)$ .

---

probability of  $\gamma_t$  to transition to [MASK] token, a probability of  $K\beta_t$  be resampled uniformly over all the  $K$  categories and a probability of  $\alpha_t = 1 - K\beta_t - \gamma_t$  to stay the same token. The transition matrices  $\mathbf{Q}_t \in \mathbb{R}^{(K+1) \times (K+1)}$  is defined as

$$\mathbf{Q}_t = \begin{bmatrix} \alpha_t + \beta_t & \beta_t & \beta_t & \cdots & 0 \\ \beta_t & \alpha_t + \beta_t & \beta_t & \cdots & 0 \\ \vdots & \vdots & \vdots & \ddots & \vdots \\ \gamma_t & \gamma_t & \gamma_t & \cdots & 1 \end{bmatrix} \quad (17)$$

Similarly, the stationary distribution  $p(\mathbf{x}_T)$  can be derived as

$$p(\mathbf{x}_T) = [\bar{\beta}_T, \bar{\beta}_T, \dots, \bar{\gamma}_T] \quad (18)$$

where  $\bar{\alpha}_T = \prod_{t=1}^T \alpha_t$ ,  $\bar{\gamma}_T = 1 - \prod_{t=1}^T (1 - \gamma_t)$  and  $\bar{\beta}_T = (1 - \bar{\alpha}_T - \bar{\gamma}_T)/K$ . According to previous discussions, we can calculate  $q(\mathbf{x}_t|\mathbf{x}_0)$  according to following formula:

$$\bar{\mathbf{Q}}_t \mathbf{c}(x_0) = \bar{\alpha}_t \mathbf{c}(x_0) + (\bar{\gamma}_t - \bar{\beta}_t) \mathbf{c}(K+1) + \bar{\beta}_t \quad (19)$$

**Noise schedule** Noise schedule is used to pre-define the value of transition matrices (pre-define  $\bar{\alpha}_t$ ,  $\bar{\beta}_t$ , and  $\bar{\gamma}_t$  in our study). Many noise schedules have been proposed, such as the linear schedule, the cosine schedule [46], and the mutual-information-based noise schedule [12]. In this study, we adapted the linear schedule for all of the experiments.

**Loss function** Similar to the training objective of a continuous diffusion model, we also train a network  $p_\theta(\mathbf{x}_{t-1}|\mathbf{x}_t, \mathbf{y})$  to estimate the posterior transition distribution  $q(\mathbf{x}_{t-1}|\mathbf{x}_t, \mathbf{x}_0)$ . The network is trained to minimize the variational lower bound (VLB).

$$\mathcal{L}_{vlb} = \sum_{t=1}^{T-1} [D_{KL}[q(\mathbf{x}_{t-1}|\mathbf{x}_t, \mathbf{x}_0)||p_\theta(\mathbf{x}_{t-1}|\mathbf{x}_t, \mathbf{y})]] + D_{KL}(q(\mathbf{x}_T|\mathbf{x}_0)||p(\mathbf{x}_T)) \quad (20)$$

where  $p(\mathbf{x}_T)$  is the stationary distribution, which can be derived in advance. The completed training algorithm is summarized in Algorithm 1.

**Reparameterization trick** Recent works [13], [46] found that approximating some surrogate variables, *e.g.*, the noiseless target data  $q(\mathbf{x}_0)$  gives better results comparing with directly predicting the posterior  $q(\mathbf{x}_{t-1}|\mathbf{x}_t, \mathbf{x}_0)$ . In this study, we follow the reparameterization trick proposed in [13], which lets the network predict the noiseless token distribution  $p_\theta(\hat{\mathbf{x}}_0|\mathbf{x}_t, \mathbf{y})$

**Algorithm 3** Pre-training the DiffSound on Audioset.**Require:**


---

The audio and its corresponding label  $\{\mathbf{A}, \mathbf{L}\}$ , the number of training epoch  $n$ , initial network parameters  $\theta$ ;

- 1: Count the number of events for each audio-label pair;
- 2: Split  $\{\mathbf{A}, \mathbf{L}\}$  into two subset according the number of events,  $\{\mathbf{A}_{SES}, \mathbf{L}_{SES}\}, \{\mathbf{A}_{MES}, \mathbf{L}_{MES}\}$ ;
- 3: **for**  $i = 1$  to  $n$  **do**
- 4:   **for** (audio,  $l$ ) in  $\{\mathbf{A}_{SES}, \mathbf{L}_{SES}\}$  **do**
- 5:     text = MBTG( $l$ );
- 6:     Train the model  $\theta$  according to (text, audio);
- 7:   **end for**
- 8: **end for**
- 9: **for**  $i = 1$  to  $2 \cdot n$  **do**
- 10:   **for** (audio,  $l$ ) in  $\{\mathbf{A}_{MES}, \mathbf{L}_{MES}\}$  **do**
- 11:     text = MBTG( $l$ );
- 12:     Train the model  $\theta$  according to (text, audio);
- 13:   **end for**
- 14: **end for**
- 15: **return** DiffSound  $\theta$ .

---

at each reverse step, and then compute  $p_\theta(\mathbf{x}_{t-1}|\mathbf{x}_t, \mathbf{y})$  according to the following formula:

$$p_\theta(\mathbf{x}_{t-1}|\mathbf{x}_t, \mathbf{y}) = \sum_{\hat{\mathbf{x}}_0=1}^K q(\mathbf{x}_{t-1}|\mathbf{x}_t, \hat{\mathbf{x}}_0)p_\theta(\hat{\mathbf{x}}_0|\mathbf{x}_t, \mathbf{y}) \quad (21)$$

Based on the formula (21), an auxiliary denoising objective loss is introduced, which encourages the network to predict noiseless token  $x_0$ :

$$\mathcal{L}_{x_0} = -\log p_\theta(x_0|\mathbf{x}_t, \mathbf{y}) \quad (22)$$

Experimental results indicate that combining  $\mathcal{L}_{x_0}$  and  $\mathcal{L}_{vib}$  could get better performance. Thus our final loss function is defined as:

$$\mathcal{L} = \lambda \mathcal{L}_{x_0} + \mathcal{L}_{vib} \quad (23)$$

where  $\lambda$  is a hyper-parameter to control the weight of the auxiliary loss  $\mathcal{L}_{x_0}$ .

**Fast inference strategy** We can see that the inference speed of the DiffSound model is related to the timestep  $T$ . By leveraging the reparameterization trick, we can skip some steps in the DiffSound model to achieve a faster inference. Usually, we sample the spectrogram tokens in the chain of  $\mathbf{x}_T, \mathbf{x}_{T-1}, \mathbf{x}_{T-2}, \dots, \mathbf{x}_0$ . Now, we can use a larger time stride  $\nabla_t$ , thus we sample the spectrogram tokens in the chain of  $\mathbf{x}_T, \mathbf{x}_{T-\nabla_t}, \mathbf{x}_{T-2\nabla_t}, \dots, \mathbf{x}_0$ . We found this strategy makes the inference stage more efficient, which only causes little decrease to quality. The whole inference algorithm is summarized in Algorithm 2.

### C. Pre-training DiffSound on Audioset dataset

Recently, image generation has got great success, one of the reasons is that they collect large-scale text-image data, e.g., CogView [25] collects more than 30 million high-quality (Chinese) text-image pairs. However, collecting large-scale

text-audio pairs is time-consuming. Audioset [14] is the largest open-source dataset in the audio field, but it only provides the event labels for each audio. To utilize these data, we propose a mask-based text generation method to generate text descriptions according to event labels.

**Mask-based text generation method (MBTG)** Our method is based on a basic observation of how humans write text descriptions for audio: Humans first listen to the audio to find out which events happen, and then they add some detailed descriptions to compose a sentence. For example, if the label is “dog barks, man speaks”, one can generate the text description like that “a dog is barking when a man is speaking” or “a dog barks after a man speaks over”. The first sentence indicates that the events of dog barking and man speaking are simultaneously happening. The latter shows that we first listen to a man speaks, and then a dog barks. Although the keywords are the same, the generated two texts correspond to different audio due to different detailed descriptions. It means that automatically generating text descriptions according to the label information is a tough task. Instead of generating specific text, we propose to use ‘[MASK]’ token to replace the detailed description. We can generate text descriptions like that “[MASK] [MASK] dog bark [MASK] man speaking [MASK]”. We expect the model to learn the relationship of events rather than directly obtain it from the text description. The generation algorithm is easy to implement. We randomly insert  $m \in \{1, 2\}$  mask tokens on either side of the label.

**Curriculum Learning Strategy** We found that it is easier to generate audio that only includes a single event than audio that includes multiple events. To help the DiffSound learn better, we mimic the human learning process by letting the DiffSound learn from easy samples, and gradually advance to complex samples and knowledge. Thus, a curriculum learning strategy is proposed. Specifically, we rank the Audioset according to the number of events in the audio, and then we split the Audioset into two subsets: one only includes the audio of a single event (we refer to it as the Single Event Set (SES)), and the other includes the audio of multiple events (we refer to it as the Multiple Event Set (MES)). We first train the DiffSound on the SES in the first few epochs. After that we train the DiffSound on the MES. The whole algorithm is summarized in Algorithm 3.

## V. EVALUATION METRIC

In this study, we investigate Humans Mean Opinion Score (MOS) and objective assessment metrics.

### A. MOS

We randomly choose 15 groups generated sound by AR decoder and DiffSound. Each group includes one text description, one real sample, 1-2 generated sounds by AR decoder, and 1-2 generated sounds by the DiffSound. We let 10 people give the grades for these sounds in three aspects: relevance, fidelity, and intelligibility. Note that the test person never knows whether the sound is real or generated. We ask people to give 0-5 grades on the three aspects. Finally, we use the average score of the three aspects as the MOS.

## B. Objective Assessment Metrics

Human evaluation of the performance of the sound generation model is an expensive and tedious procedure. Thus, designing a proper evaluation metric that can measure the gap between generated and real samples is very important for the generation task. In this paper, we employed three objective quality assessment metrics: Fréchet Inception Distance (FID), Kullback-Leibler (KL) divergence, and Audio Caption Loss. We also conducted a group of ablation experiments to validate that our proposed metrics are effective.

**FID.** Fréchet Inception Distance (FID) [15] is often used to evaluate the fidelity of the generated samples in the image generation domain. Iashin *et al.* [3] also use FID as one metric to evaluate the generated sound. FID is defined by the distance between the distributions of the pre-classification layer’s features of InceptionV3 [47] between fake and real samples, and InceptionV3 is usually pre-trained on ImageNet [48]. Considering the difference between images and spectrograms, we adapt the InceptionV3 architecture [47] for the spectrogram and train the model on the Audioset dataset [14]. Specifically, we modify the input convolutional layer and change the channel from 3 to 1. We do not use the max pooling operations to preserve spatial resolution at higher layers. We train the InceptionV3 on the Audioset with a batch size of 64 mel-spectrograms using Adam optimizer, the learning rate is  $3e - 3$  with weight decay is  $1e - 3$ .

**KL.** For the text-to-sound generation task, one important thing is to evaluate the relevance between generated samples and conditional text. Considering a sound comprises of multiple events, we can use a pre-trained classifier (pre-trained InceptionV3 on the Audioset dataset) to get the probability of generated and real samples, and then calculate Kullback-Leibler (KL) divergence between the two probability distributions.

**Audio caption loss.** Text-to-sound generation task can be seen as a reverse audio caption [49], [50] task. Intuitively, if the generated sample has high fidelity and relevance with text description  $s$ , the generated sample can be audio caption system translated to  $\hat{s}$ , and the difference between  $s$  and  $\hat{s}$  should be small. Thus we propose to use the gap between  $s$  and  $\hat{s}$  as one metric for the text-to-sound generation task. Specifically, we first train an audio caption transformer (ACT) [51] on Audioset dataset [8]. We follow the basic model structure proposed in [51]. The difference is that we use a  $860 \times 80$  log-mel spectrogram as input. Then we use SPICE [52] and CIDEr [53], which are common evaluation metrics for audio caption tasks, to evaluate the quality of generated samples. The SPICE score guarantees the generated captions are semantically faithful to the audio, while the CIDEr score guarantees captions are syntactically fluent. The higher SPICE and CIDEr scores indicate better generation quality.

## C. The Effectiveness of FID and KL

We try to validate whether the FID and KL scores can measure the gap between the generated and real samples. To realize this, we randomly choose a group of audio  $X_o$  from the AudioCaps [8] validation set and try to generate a new set  $X_f$  from three different aspects, respectively: add Gaussian

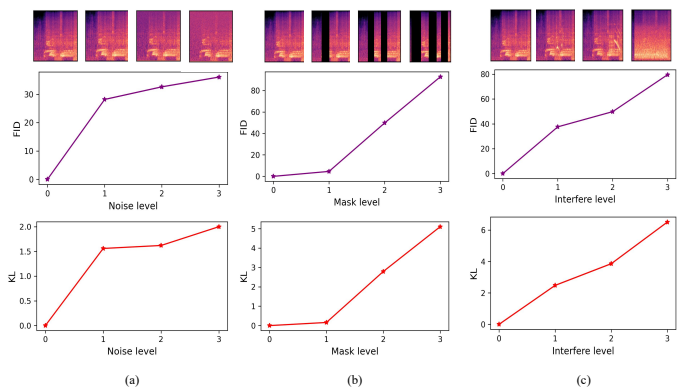


Fig. 3. FID and KL are evaluated for (a): add Gaussian noise, (b): mask part of audio content, (c): mix with other interfere sound. The first row is the simple visualization of how the spectrograms changed when different disturbance level is used. The disturbance level rises from zero and increases to the highest level. We can see that The FID and KL scores capture the disturbance level very well.

noise, mask part of the audio content, and add interfere sound. Finally, we calculate the FID and KL scores between  $X_o$  and  $X_f$  to verify whether the FID and KL metrics are sensitive to these factors. The visualization results are shown in Figure 3. **Add Gaussian noise.** Intuitively, if the generated sample contains too much noise, which may not be very well. Thus, we add Gaussian noise to  $X_o$  to generate a new set  $X_f$ , and then we calculate the FID and KL scores between  $X_o$  and  $X_f$ . As Figure 3 (a) shows, the FID and KL scores gradually increase when we add more noise, which indicates that FID and KL metrics are sensitive to extra noise.

**Mask part of audio content.** If the generated sample only contains part of the acoustic information compared to the real sample, the generated sample is suboptimal. Thus, we mask part of the audio content to generate a new set  $X_f$ . As Figure 3 (b) shows, when we gradually increase the proportion of masked parts, FID and KL scores also increase.

**Add interfere sound.** The generated sound should not contain irrelevant acoustic information with the text description. We randomly choose an interfere audio from the AudioCaps training set, and then we directly mix the interfere sound with  $X_o$  to build a new set  $X_f$ . According to Figure 3 (c), we can see that the FID and KL scores gradually increase when the interfering sound increases.

## VI. EXPERIMENTAL SETUP

### A. Dataset and Data Pre-processing

Audioset [14] and Audioset [8] dataset are used in our experiments.

1) *Audioset*: An ontology comprising 527 sound classes is used in the large-scale audio dataset known as Audioset. More than 2 million 10-second audio snippets from YouTube videos are included in the Audioset collection. There are roughly 19M audio clips in our training set because some audio clips can no longer be downloaded. Each audio clip may have one or more labels for the presented audio events.

2) *Audiocaps*: Audiocaps is the largest audio captioning dataset currently available with around 50k audio clips sourced



TABLE I  
THE MEAN OPINION SCORE COMPARISON BETWEEN AR AND DIFFSOUND MODELS. GT DENOTES THE GROUND TRUTH SOUND.

Decoder	Relevance $\uparrow$	Fidelity $\uparrow$	Intelligibility $\uparrow$	MOS $\uparrow$
GT	4.307	4.167	3.873	4.116
AR	2.747	2.7	2.913	2.786
Diffssound	<b>3.833</b>	<b>3.487</b>	<b>3.36</b>	<b>3.56</b>

from AudioSet. Audiocaps includes three sets: training, validation, test sets. There are 49256, 494, and 957 audio clips in our training, validation and test sets. Each audio clip in the training set contains one human-annotated caption, while each contains five captions in the validation and test set. We use the Audiocaps training set to train our models. We evaluate our methods on the Audiocaps validation set.

3) *Data pre-processing*: All audio clips in the two datasets are converted to 22.05k Hz and padded to 10-second long. Log mel-spectrograms extracted using a 1024-points Hanning window with 256-points hop size and 80 mel bins are used as the input features. Finally, we can extract a  $860 \times 80$  mel-spectrogram from 10-second audio.

### B. Implementation Details

Our proposed text-to-sound generation framework is not end-to-end. We train each part separately. For text encoder, we directly use the pre-trained BERT or CLIP models. We first train VQ-VAE and vocoder. Then we train the decoder with the help of the text encoder and pre-trained VQ-VAE. Note that the VQ-VAE and text encoder are fixed when we train the decoder. In the following, we will introduce the details of network structure and training strategy.

1) *VQ-VAE*: In this study, our VQ-VAE’s encoder  $E_{vq}$ , decoder  $G$ , and discriminator  $D$  follow the setting of VQ-GAN [3], [24], which is a variant version of VQ-VAE [7]. For codebook  $Z$ , the dimension of each vector  $n_z$  is set as 256, and the codebook size  $K$  is set as 256. VQ-VAE converts  $860 \times 80$  spectrogram into  $53 \times 5$  tokens. We train our VQ-VAE model on Audiocaps and Audioset datasets, respectively. We find that training on Audioset can achieve better performance. Unless specifically stated, we default to using the VQ-VAE pre-trained on Audioset. The learning rate is fixed and determined as a product of a base learning rate, a number of GPUs, and a batch size. In our experiments, the base learning rate is set as  $1e-6$ , and Adam optimizer [54] (betas are (0.5,0.9)) is used. We train VQ-VAE with batches of 20 mel-spectrograms on 8 Nvidia V100 GPUs. The training takes about 9 days on the Audioset. To stabilize the training procedure, we zero out the adversarial part of the loss in formula (3) for the first 2 training epochs, after that the adversarial loss is used, and  $\lambda_d = 0.8$ .

2) *Autoregressive decoder*: Inspired by the success in autoregressive sound generation [3], [4], we follow the SOTA backbone of the video-to-sound generation task, and employ a transformer-based network to learn the mapping from text to the spectrogram tokens. Specifically, the autoregressive decoder is a 19-layer 16-head transformer with a dimension of 1024. To utilize the text features, we transform it into the transformer’s hidden dimension space (1024) using one

TABLE II  
THE OBJECTIVE METRICS COMPARISON BETWEEN AR DECODER AND DIFFSOUND. CB DENOTES THAT WE TRAIN THE CODEBOOK ON AUDIOSET OR AUDIOCAPS (CAPS FOR SHORT) DATASETS. TE DENOTES THE TYPE OF TEXT ENCODER.

Decoder	CB	TE	FID $\downarrow$	KL $\downarrow$	SPICE $\uparrow$	CIDEr $\uparrow$
AR	Caps	BERT	18.01	6.8	0.055	0.1
	Caps	CLIP	17.94	5.98	0.082	0.2
	Audioset	CLIP	16.87	5.31	0.088	0.22
Diffssound	Caps	CLIP	13.47	4.95	0.093	0.28
	Audioset	CLIP	<b>9.76</b>	<b>4.21</b>	<b>0.103</b>	<b>0.36</b>

dense layer and then input the transformer. The output of the transformer is passed through a  $K$ -way softmax classifier. The base learning rate is  $1e-6$ , and the AdamW optimizer [55] is used. The batch size is set as 16 for each GPU. The model is trained until the loss on the validation set has not improved for 2 consecutive epochs. Training the autoregressive decoder takes about 2 days on 8 Nvidia P40 GPUs.

3) *Diffssound*: For a fair comparison with the autoregressive decoder under similar parameters, we also built a 19-layer 16-head transformer with a dimension of 1024 for the Diffssound. Each transformer block contains a full attention, a cross attention to combine text features and a feed-forward network block. The current timestep  $t$  is injected into the network with Adaptive Layer Normalization [56](AdaLN) operator.

**Noise schedule setting**. For the uniform transition matrix, we linearly increase  $\bar{\beta}_t$  from 0 to 0.1, and decrease  $\bar{\alpha}_t$  from 1 to 0. For the mask transition matrix, we linearly increase  $\bar{\gamma}_t$  from 0 to 1, and decrease  $\bar{\beta}_t$  from 1 to 0. For the mask and uniform transition matrix, we linearly increase  $\bar{\gamma}_t$  and  $\bar{\beta}_t$  from 0 to 0.9 and 0.1, and decrease  $\bar{\alpha}_t$  from 1 to 0.

**Training details**. For the default setting, we set timesteps  $T = 100$  and loss weight  $\lambda = 1e-4$  in formula (23). The mask and uniform transition matrix is used, because we find it can get the best generation performance. We optimize our network using AdamW [55] with  $\beta_1 = 0.9$  and  $\beta_2 = 0.94$ . The basic learning rate is  $3e-6$ , and batch size is 16 for each GPU. We train Diffssound on the Audiocaps, which takes about 2 days on 16 Nvidia V100 GPUs (training epoch is set as 400). If we pre-train Diffssound on the Audioset, we use 32 Nvidia V100 GPUs, which takes about 8 days (training epoch is set as 200).

4) *Vocoder*: We rely on the official implementation of the MelGAN [6]. During training, the model inputs a random sequence of 8192 audio samples (the sample rate is 22050). The vocoder is trained for 200 epochs with a batch size of 256 mel-spectrograms on one P40 GPU for approximately 20 days on the Audioset dataset. Considering the time complexity, we do not use all of the Audioset data, we randomly choose 40% audio clips to train the MelGAN.

5) *The duration of the generated sound*: Consider that the Audiocaps dataset contains 10 seconds of audio. We fixed the duration of the generated sound to 10 seconds to ensure a fair comparison of generated and real sound. As a result, the number of generated mel-spectrogram tokens is fixed at 265 for both the AR decoder and Diffssound.

TABLE III  
THE IMPACT OF THE THREE DIFFERENT TRANSITION MATRICES FOR THE DIFFSOUND.

Decoder	Matrices	FID↓	KL↓	SPICE↑	CIDEr↑
Diffsound	Uniform	10.14	4.39	0.101	0.349
	Mask	11.5	4.46	0.103	0.342
	Both	<b>9.76</b>	<b>4.21</b>	<b>0.103</b>	<b>0.359</b>

TABLE IV  
ABLATION STUDY ON THE EFFECT OF THE FINAL MASK RATE  $\bar{\gamma}_T$  ON MASK AND UNIFORM MATRIX.

Decoder	Mask rate $\bar{\gamma}_T$	FID↓	KL↓	SPICE↑	CIDEr↑
Diffsound	0	10.14	4.31	0.101	0.35
	0.1	10.63	4.47	0.093	0.29
	0.3	10.64	4.35	0.099	0.34
	0.5	10.75	4.31	0.096	0.32
	0.7	9.84	4.37	0.102	0.34
	0.9	<b>9.76</b>	<b>4.21</b>	<b>0.103</b>	<b>0.36</b>
	1	11.5	4.46	0.103	0.34

## VII. RESULTS AND ANALYSIS

In this section, we conduct experiments to verify the effectiveness of our text-to-sound generation framework. Table I shows the MOS comparison between the generated and real sound. We can see that our text-to-sound generation framework could achieve good performance regardless of whether the decoder is AR or Diffsound. Let’s start with a detailed comparison between the AR decoder and our proposed Diffsound. Then we conduct ablation studies for the Diffsound.

### A. The comparison between the AR decoder and Diffsound

1) *Subjective and objective metrics:* Table I shows the subjective metrics (MOS) comparison between the AR decoder and Diffsound. We can see that our Diffsound significantly improves the MOS compared to the AR decoder, *e.g.*, MOS 3.56 *v.s.* 2.786. By comparing the MOS of Ground Truth and that of Diffsound, we see that our method gets comparable results in relevance and intelligibility aspects. Due to many audio clips including background noise, the intelligibility of Ground Truth is relatively low. Table II shows the objective metrics comparison between the AR decoder and the Diffsound. Firstly, by comparing rows 1 and 2, we can see that using the CLIP model as the text encoder brings better generation performance than the BERT model. Secondly, we can see that using the VQ-VAE trained on the Audioset dataset brings better generation quality than on the Audiocaps dataset, for the reason that training on a large-scale dataset improves the ability of VQ-VAE. Lastly, by comparing the AR decoder and Diffsound, we can see that the Diffsound gets better performance on all of the metrics, *e.g.*, FID 9.76 *v.s.* 16.87, KL 4.21 *v.s.* 5.31, CIDEr 0.36 *v.s.* 0.22. In summary, the objective and subjective metrics both indicate the effectiveness of our Diffsound.

2) *The generation speed:* Generation speed is also an important metric to evaluate the generation model. To investigate the generation speed between AR decoder and Diffsound, we conducted a group of ablation experiments, and the results are shown in Table VI. Note that we conducted these experiments on a single Nvidia P40 GPU. We fix the generated sound

TABLE V  
ABLATION STUDY ON TRAINING AND INFERENCE STEPS. EACH COLUMN USES THE SAME TRAINING STEPS WHILE EACH ROW USES THE SAME INFERENCE STEPS. WE ONLY REPORT THE FID IN THIS TABLE.

Inference step	Training step		
	25	50	100
25	12.22	11.58	10.91
50	-	11.08	10.48
100	-	-	<b>9.76</b>

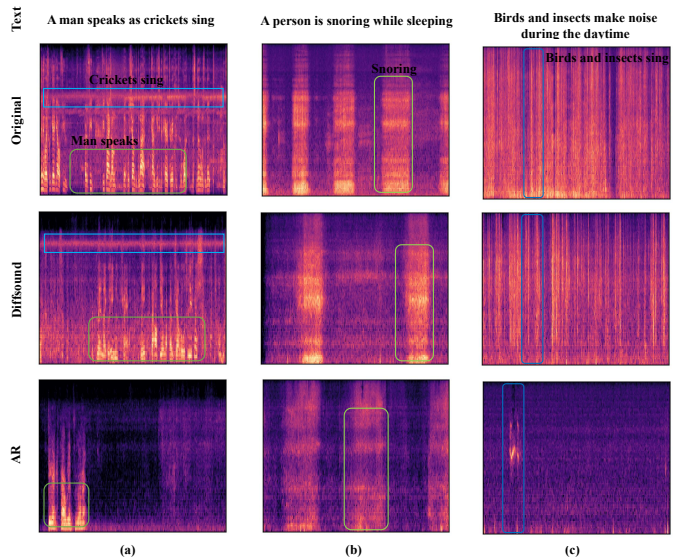


Fig. 4. The visualization of generated samples by the Diffsound and AR decoder. The first line is the text input. The second line is the mel-spectrograms of real audio. The last two lines are the mel-spectrograms of generated audio by Diffsound and AR decoder respectively.

duration as 10-second. We only calculate the time to generate the mel-spectrograms and ignore the vocoder’s costs. Firstly, we can see that using the AR decoder to generate a mel-spectrogram needs about 23-second, but using our Diffsound only takes about 5-second. Moreover, our Diffsound also has better generation performance. Secondly, the generation speed of our Diffsound can be further improved by using smaller timesteps  $T$  and larger time stride  $\Delta_t$  but decreases the generation quality. The fastest generation speed is obtained when timesteps  $T = 25$  and  $\Delta_t = 7$ . The Diffsound only needs 0.53 seconds to generate a mel-spectrogram, which is 43 times faster than the AR decoder with a similar FID score.

3) *Visualization:* Figure 4 shows some generated samples by the Diffsound and AR decoder. We can see that the Diffsound can generate a scene with complete semantics compared to the AR decoder, *e.g.*, Figure 4 (a) shows that the sound generated by AR decoder only includes the man speaks event and the crickets sing is missing. Furthermore, as Figure 4 (b) and (c) show, our Diffsound has better detailed modelling ability than the AR decoder.

### B. Ablation study for Diffsound

1) *Impact of different transition matrices for Diffsound:* In this section, we explore the impact of three transition matrices on Diffsound: uniform transition matrix, mask transition matrix, mask and uniform transition matrix. Table III presents

TABLE VI

THE GENERATION SPEED COMPARISON BETWEEN THE AR DECODER AND DIFFSOUND. TIMESTEPS  $T$  DENOTES THE START STEP IN INFERENCE STAGE. TIME STRIDE  $\Delta_t > 1$  INDICATES THAT WE USE FAST INFERENCE STRATEGY.

Decoder	Timestep ( $T$ )	Time stride $\Delta_t$	FID ( $\downarrow$ )	KL ( $\downarrow$ )	SPICE ( $\uparrow$ )	CIDEr ( $\uparrow$ )	Speed(spec/s) ( $\downarrow$ )
AR	-	-	16.87	5.31	0.054	0.16	23.24
Diffusion	25	7	16.76	4.68	0.088	0.25	<b>0.53</b>
		5	16.51	4.7	0.088	0.26	0.59
		3	12.54	4.38	0.099	0.32	0.72
		1	10.91	4.2	0.104	0.34	1.49
	50	7	15.26	4.66	0.094	0.29	0.67
		5	14.04	4.54	0.092	0.28	0.82
		3	11.06	4.25	0.102	0.32	1.15
		1	10.48	4.24	0.104	0.35	2.77
	100	7	11.87	4.35	0.103	0.34	1.02
		5	12.71	4.44	0.095	0.30	1.28
		3	10.13	4.3	0.103	0.35	1.86
		1	<b>9.76</b>	<b>4.21</b>	<b>0.102</b>	<b>0.36</b>	4.96

TABLE VII

THE EFFECTIVENESS OF PRE-TRAINING THE DIFFSOUND ON AUDIOSET. CL DENOTES THE CURRICULUM LEARNING STRATEGY.

Decoder	Pretrain	CL	FID $\downarrow$	KL $\downarrow$	SPICE $\uparrow$	CIDEr $\uparrow$
Diffsound	$\times$	$\times$	9.76	4.21	0.103	0.36
	$\checkmark$	$\times$	8.78	4.15	0.101	0.35
	$\checkmark$	$\checkmark$	<b>8.27</b>	<b>4.11</b>	<b>0.105</b>	<b>0.36</b>

the results of Diffsound with three different transition matrices. We can see that the best results are obtained when the mask and uniform matrix is used. The experimental results verify the effectiveness of the mask and uniform transition matrix: Only using a uniform transition matrix brings the problem of semantic change, which leads to the reverse process being hard to learn; Only using the mask transition matrix makes the model tend to focus on the mask token and ignore the context information.

2) *Impact of the final mask rate  $\bar{\gamma}_T$  for the mask and uniform transition matrix:* We conduct ablation studies to investigate the impact of the final mask rate ( $\bar{\gamma}_T$ ) on the mask and uniform transition matrix. Note that when  $\bar{\gamma}_T = 0$ , the mask and uniform transition matrix can be seen as a uniform transition matrix, and when  $\bar{\gamma}_T = 1$ , the mask and uniform transition matrix can be seen as a mask transition matrix. From Table IV, we see that the best performance is obtained when  $\bar{\gamma}_T = 0.9$ . If  $\bar{\gamma}_T$  is too large (more than 0.9), the Diffsound may pay more attention to the mask token and ignore the context information, so that the performance decreases. Instead, if  $\bar{\gamma}_T$  is too small (less than 0.1), the Diffsound also cannot perform well.

3) *Number of timesteps:* We conduct ablation studies to investigate the impact of the timesteps  $T$  of the training and inference stages for the Diffsound, with the results shown in Table V. In this study, considering the generation speed, we set the maximal timesteps  $T$  as 100 in both training and inference. We can see that using larger timesteps in the training and inference stage could get better performance, but it costs larger time complexity. Furthermore, we can find that it still maintains a good performance when dropping 75 inference steps (e.g., training step is 100, but inference step is 25), which gives us a direction to boost the generation speed.

### C. The effectiveness of pre-training the Diffsound on Audioset

In this section, we validate whether pre-training the Diffsound on the Audioset dataset can improve the generation performance. Note that considering the time complexity, we only use about 45% Audioset training set. Table VII shows the experimental results. We can see that using the pre-trained Diffsound can improve the generation performance, e.g., the score of FID and KL from 9.76 and 4.21 to 8.78 and 4.15. Furthermore, the best performance was obtained when our proposed curriculum learning strategy is used, e.g., FID score: 8.27, KL score: 4.11. We believe that the performance can be further improved when we use more data.

### D. Choose high-relevance sound with text description based on audio caption loss

Due to the random sample process in the inference stage of the Diffsound and AR decoder, the generated sound may be different in multiple sampling processes even using the same text description. We generated 10 samples for each text in this study. To quickly choose high-relevance samples with the input text, we can rank the samples according to the sum of their SPICE and CIDEr scores, and then we only keep part of them. As Table VIII shows, if we only keep the top 2 samples for each text, the AR method’s KL score will improve from 5.31 to 5.03, and the Diffsound method’s KL score will improve from 4.21 to 3.86. We conjecture that this strategy can help us quickly choose high-relevance samples with the text description. Furthermore, we also observe that the FID score of the Diffsound will slightly decrease when top\_k from 10 to 2. We think one of the reasons is that the Diffsound generates some high-fidelity samples but these samples are irrelevant to the text description.

## VIII. CONCLUSION

In this work, we present a framework for text-to-sound generation tasks, and propose a novel non-autoregressive decoder (Diffsound) based on discrete diffusion model, which significantly improves the generation performance and speed compared to the AR decoder. We also explore a simple pre-training strategy to further improve the performance of Diffsound. To effectively evaluate the quality of generated

TABLE VIII  
CHOOSE HIGH-RELEVANCE SOUND WITH TEXT DESCRIPTION BASED ON AUDIO CAPTION LOSS. TOP\_K DENOTES THAT WE KEEP THE TOP K SAMPLES ACCORDING TO THE SPICE AND CIDER SCORES.

Decoder	Top_k	FID↓	KL↓	SPICE↑	CIDEr↑
AR	10	16.87	5.31	0.088	0.22
	5	16.28	5.22	0.094	0.26
	2	<b>15.72</b>	<b>5.03</b>	<b>0.145</b>	<b>0.41</b>
Diffsound	10	9.76	4.21	0.103	0.36
	5	9.83	4.03	0.164	0.52
	2	10.14	<b>3.86</b>	<b>0.218</b>	<b>0.71</b>

samples, we designed three objective evaluation metrics for this task. Both objective and subjective metrics verified the effectiveness of Diffsound.

This work still has some limitations that need to be addressed in our future work, e.g., our generation framework is not end-to-end, we separately train the VQ-VAE, the decoder, and the vocoder, which may not be optimal. In the future, we will explore an end-to-end sound generation framework.

#### APPENDIX A THE PROOF OF FORMULA (13)

We use mathematical induction to prove formula (13). We have following conditional information:

$$\beta_t \in [0, 1], \alpha_t = 1 - K\beta_t, \bar{\alpha}_t = \prod_{i=1}^t \alpha_i, \bar{\beta}_t = (1 - \bar{\alpha}_t)/K \quad (24)$$

Now we want to prove that  $\bar{Q}_t \mathbf{c}(x_0) = \bar{\alpha}_t \mathbf{c}(x_0) + \bar{\beta}_t$ . Firstly, when  $t = 1$ , we have:

$$\bar{Q}_1 \mathbf{c}(x_0) = \begin{cases} \bar{\alpha}_1 + \bar{\beta}_1, & x = x_0 \\ \bar{\beta}_1, & x \neq x_0 \end{cases} \quad (25)$$

which is clearly hold. Suppose the formula (13) is hold at step  $t$ , then for  $t = t + 1$ , we have:

$$\bar{Q}_{t+1} \mathbf{c}(x_0) = Q_{t+1} \bar{Q}_t \mathbf{c}(x_0)$$

Now we consider two conditions:

(1) when  $x = x_0$  in step  $t + 1$ , we have two situations in step  $t$ , that is,  $x = x_0$  and  $x \neq x_0$ , so that we have:

$$\begin{aligned} Q_{t+1} \mathbf{c}(x_0)_{(x)} &= (\bar{\alpha}_t + \bar{\beta}_t)(\alpha_{t+1} + \beta_{t+1}) + (K - 1)\bar{\beta}_t \beta_{t+1} \\ &= \bar{\alpha}_{t+1} + \bar{\alpha}_t \beta_{t+1} + \bar{\beta}_t \alpha_{t+1} + K\bar{\beta}_t \beta_{t+1} \\ &= \bar{\alpha}_{t+1} + \bar{\alpha}_t \beta_{t+1} + \bar{\beta}_t \alpha_{t+1} + (1 - \bar{\alpha}_t)\beta_{t+1} \\ &= \bar{\alpha}_{t+1} + \frac{(1 - \bar{\alpha}_t)}{K} \alpha_{t+1} + \frac{(1 - \alpha_{t+1})}{K} \\ &= \bar{\alpha}_{t+1} + \bar{\beta}_{t+1} \end{aligned} \quad (26)$$

(2) when  $x \neq x_0$  in step  $t + 1$ , we also have two situations in step  $t$ , that is,  $x = x_0$  and  $x \neq x_0$ , so that we have:

$$\begin{aligned} Q_{t+1} \mathbf{c}(x_0)_{(x)} &= \bar{\beta}_t(\alpha_{t+1} + \beta_{t+1}) + \bar{\beta}_t \beta_{t+1}(K - 1) + \bar{\alpha}_t \beta_{t+1} \\ &= \bar{\beta}_t(\alpha_{t+1} + \beta_{t+1} + \beta_{t+1}(K - 1)) + \bar{\alpha}_t \beta_{t+1} \\ &= \bar{\beta}_t + \bar{\alpha}_t \beta_{t+1} \\ &= \frac{(1 - \bar{\alpha}_t)}{K} + \frac{\bar{\alpha}_t(1 - \alpha_{t+1})}{K} \\ &= \bar{\beta}_{t+1} \end{aligned} \quad (27)$$

So the proof done.

#### APPENDIX B THE PROOF OF FORMULA (16)

We also use mathematical induction to prove formula (16). We have following conditional information:

$$\gamma_t \in [0, 1], \beta_t = 1 - \gamma_t, \bar{\gamma}_t = 1 - \bar{\beta}_t, \bar{\beta}_t = \prod_{i=1}^t \beta_i. \quad (28)$$

Now we want to prove that  $\bar{Q}_t \mathbf{c}(x_0) = \bar{\beta}_t \mathbf{c}(x_0) + \bar{\gamma}_t \mathbf{c}(K + 1)$ . Firstly, when  $t = 1$ , we have:

$$\bar{Q}_1 \mathbf{c}(x_0) = \begin{cases} \bar{\beta}_1, & x = x_0 \\ \bar{\gamma}_1, & x = K + 1 \end{cases} \quad (29)$$

which is clearly hold. Suppose the formula (16) is hold at step  $t$ , then for  $t = t + 1$ , we have:

$$\bar{Q}_{t+1} \mathbf{c}(x_0) = Q_{t+1} \bar{Q}_t \mathbf{c}(x_0)$$

Now we consider two conditions:

(1) when  $x = x_0$  in step  $t + 1$ , we only have one situation in step  $t$ , that is,  $x = x_0$ , so that we have:

$$\begin{aligned} Q_{t+1} \mathbf{c}(x_0)_{(x)} &= \beta_{t+1} \bar{\beta}_t \\ &= \bar{\beta}_{t+1} \end{aligned} \quad (30)$$

(2) when  $x = K + 1$  in step  $t + 1$ , we have two situations in step  $t$ , that is,  $x = x_0$  and  $x = K + 1$ , so that we have:

$$\begin{aligned} Q_{t+1} \mathbf{c}(x_0)_{(x)} &= \bar{\gamma}_t + \bar{\beta}_t \gamma_{t+1} \\ &= 1 - \bar{\beta}_t + \bar{\beta}_t \gamma_{t+1} \\ &= 1 - \bar{\beta}_t(1 - \gamma_{t+1}) \\ &= 1 - \bar{\beta}_{t+1} \\ &= \bar{\gamma}_{t+1} \end{aligned} \quad (31)$$

So the proof done.

#### REFERENCES

- [1] P. Chen, Y. Zhang, M. Tan, H. Xiao, D. Huang, and C. Gan, "Generating visually aligned sound from videos," *IEEE Transactions on Image Processing*, vol. 29, pp. 8292–8302, 2020.
- [2] Y. Zhou, Z. Wang, C. Fang, T. Bui, and T. L. Berg, "Visual to sound: Generating natural sound for videos in the wild," in *Proceedings of the IEEE Conference on Computer Vision and Pattern Recognition*, pp. 3550–3558, 2018.
- [3] V. Iashin and E. Rahtu, "Taming visually guided sound generation," in *British Machine Vision Conference (BMVC)*, 2021.
- [4] X. Liu, T. Iqbal, J. Zhao, Q. Huang, M. D. Plumbley, and W. Wang, "Conditional sound generation using neural discrete time-frequency representation learning," in *IEEE International Workshop on Machine Learning for Signal Processing (MLSP)*, pp. 1–6, IEEE, 2021.
- [5] Q. Kong, Y. Xu, T. Iqbal, Y. Cao, W. Wang, and M. D. Plumbley, "Acoustic scene generation with conditional samplernn," in *IEEE International Conference on Acoustics, Speech and Signal Processing (ICASSP)*, pp. 925–929, IEEE, 2019.
- [6] K. Kumar, R. Kumar, T. de Boissiere, L. Gestin, W. Z. Teoh, J. Sotelo, A. de Brébisson, Y. Bengio, and A. C. Courville, "Melgan: Generative adversarial networks for conditional waveform synthesis," *Advances in Neural Information Processing Systems*, vol. 32, 2019.
- [7] A. Van Den Oord, O. Vinyals, et al., "Neural discrete representation learning," *Advances in Neural Information Processing Systems*, vol. 30, 2017.
- [8] C. D. Kim, B. Kim, H. Lee, and G. Kim, "Audiocaps: Generating captions for audios in the wild," in *Proceedings of the Conference of the North American Chapter of the Association for Computational Linguistics: Human Language Technologies, Volume 1 (Long and Short Papers)*, pp. 119–132, 2019.

- [9] H. Chen, W. Xie, A. Vedaldi, and A. Zisserman, "Vggsound: A large-scale audio-visual dataset," in *IEEE International Conference on Acoustics, Speech and Signal Processing (ICASSP)*, pp. 721–725, IEEE, 2020.
- [10] J. Ho, A. Jain, and P. Abbeel, "Denoising diffusion probabilistic models," *Advances in Neural Information Processing Systems*, vol. 33, pp. 6840–6851, 2020.
- [11] J. Sohl-Dickstein, E. Weiss, N. Maheswaranathan, and S. Ganguli, "Deep unsupervised learning using nonequilibrium thermodynamics," in *International Conference on Machine Learning*, pp. 2256–2265, PMLR, 2015.
- [12] J. Austin, D. Johnson, J. Ho, D. Tarlow, and R. van den Berg, "Structured denoising diffusion models in discrete state-spaces," *Advances in Neural Information Processing Systems*, vol. 34, 2021.
- [13] S. Gu, D. Chen, J. Bao, F. Wen, B. Zhang, D. Chen, L. Yuan, and B. Guo, "Vector quantized diffusion model for text-to-image synthesis," *arXiv preprint arXiv:2111.14822*, 2021.
- [14] J. F. Gemmeke, D. P. Ellis, D. Freedman, A. Jansen, W. Lawrence, R. C. Moore, M. Plakal, and M. Ritter, "Audio set: An ontology and human-labeled dataset for audio events," in *IEEE International Conference on Acoustics, Speech and Signal Processing (ICASSP)*, pp. 776–780, IEEE, 2017.
- [15] M. Heusel, H. Ramsauer, T. Unterthiner, B. Nessler, and S. Hochreiter, "Gans trained by a two time-scale update rule converge to a local nash equilibrium," *Advances in Neural Information Processing Systems*, vol. 30, 2017.
- [16] S. Reed, Z. Akata, X. Yan, L. Logeswaran, B. Schiele, and H. Lee, "Generative adversarial text to image synthesis," in *International Conference on Machine Learning*, pp. 1060–1069, PMLR, 2016.
- [17] Z. Zhang, Y. Xie, and L. Yang, "Photographic text-to-image synthesis with a hierarchically-nested adversarial network," in *Proceedings of the IEEE Conference on Computer Vision and Pattern Recognition*, pp. 6199–6208, 2018.
- [18] A. Brock, J. Donahue, and K. Simonyan, "Large scale gan training for high fidelity natural image synthesis," *arXiv preprint arXiv:1809.11096*, 2018.
- [19] S.-H. Lee, H.-W. Yoon, H.-R. Noh, J.-H. Kim, and S.-W. Lee, "Multi-spectrogram: High-diversity and high-fidelity spectrogram generation with adversarial style combination for speech synthesis," *arXiv preprint arXiv:2012.07267*, 2020.
- [20] H. Guo, F. K. Soong, L. He, and L. Xie, "A new gan-based end-to-end tts training algorithm," *arXiv preprint arXiv:1904.04775*, 2019.
- [21] J. Nistal, S. Lattner, and G. Richard, "Drumgan: Synthesis of drum sounds with timbral feature conditioning using generative adversarial networks," *arXiv preprint arXiv:2008.12073*, 2020.
- [22] T. Brown, B. Mann, N. Ryder, M. Subbiah, J. D. Kaplan, P. Dhariwal, A. Neelakantan, P. Shyam, G. Sastry, A. Askell, *et al.*, "Language models are few-shot learners," *Advances in Neural Information Processing Systems*, vol. 33, pp. 1877–1901, 2020.
- [23] A. Radford, K. Narasimhan, T. Salimans, and I. Sutskever, "Improving language understanding by generative pre-training," 2018.
- [24] P. Esser, R. Rombach, and B. Ommer, "Taming transformers for high-resolution image synthesis," in *Proceedings of the IEEE/CVF Conference on Computer Vision and Pattern Recognition*, pp. 12873–12883, 2021.
- [25] M. Ding, Z. Yang, W. Hong, W. Zheng, C. Zhou, D. Yin, J. Lin, X. Zou, Z. Shao, H. Yang, *et al.*, "Cogview: Mastering text-to-image generation via transformers," *Advances in Neural Information Processing Systems*, vol. 34, 2021.
- [26] N. Parmar, A. Vaswani, J. Uszkoreit, L. Kaiser, N. Shazeer, A. Ku, and D. Tran, "Image transformer," in *International Conference on Machine Learning*, pp. 4055–4064, PMLR, 2018.
- [27] A. Razavi, A. Van den Oord, and O. Vinyals, "Generating diverse high-fidelity images with vq-vae-2," *Advances in Neural Information Processing Systems*, vol. 32, 2019.
- [28] A. Ramesh, M. Pavlov, G. Goh, S. Gray, C. Voss, A. Radford, M. Chen, and I. Sutskever, "Zero-shot text-to-image generation," in *International Conference on Machine Learning*, pp. 8821–8831, PMLR, 2021.
- [29] A. Ramesh, P. Dhariwal, A. Nichol, C. Chu, and M. Chen, "Hierarchical text-conditional image generation with clip latents," 2022.
- [30] Y. Wang, R. Skerry-Ryan, D. Stanton, Y. Wu, R. J. Weiss, N. Jaitly, Z. Yang, Y. Xiao, Z. Chen, S. Bengio, *et al.*, "Tacotron: Towards end-to-end speech synthesis," *arXiv preprint arXiv:1703.10135*, 2017.
- [31] P. Esser, R. Rombach, A. Blattmann, and B. Ommer, "Imagebart: Bidirectional context with multinomial diffusion for autoregressive image synthesis," *Advances in Neural Information Processing Systems*, vol. 34, 2021.
- [32] P. Dhariwal and A. Nichol, "Diffusion models beat gans on image synthesis," *Advances in Neural Information Processing Systems*, vol. 34, 2021.
- [33] A. Nichol, P. Dhariwal, A. Ramesh, P. Shyam, P. Mishkin, B. McGrew, I. Sutskever, and M. Chen, "Glide: Towards photorealistic image generation and editing with text-guided diffusion models," *arXiv preprint arXiv:2112.10741*, 2021.
- [34] Z. Kong, W. Ping, J. Huang, K. Zhao, and B. Catanzaro, "Diffwave: A versatile diffusion model for audio synthesis," *arXiv preprint arXiv:2009.09761*, 2020.
- [35] M. Jeong, H. Kim, S. J. Cheon, B. J. Choi, and N. S. Kim, "Diff-tts: A denoising diffusion model for text-to-speech," *arXiv preprint arXiv:2104.01409*, 2021.
- [36] V. Popov, I. Vovk, V. Gogoryan, T. Sadekova, and M. Kudinov, "Grad-tts: A diffusion probabilistic model for text-to-speech," in *International Conference on Machine Learning*, pp. 8599–8608, PMLR, 2021.
- [37] S.-g. Lee, H. Kim, C. Shin, X. Tan, C. Liu, Q. Meng, T. Qin, W. Chen, S. Yoon, and T.-Y. Liu, "Priorgrad: Improving conditional denoising diffusion models with data-driven adaptive prior," *arXiv preprint arXiv:2106.06406*, 2021.
- [38] E. Hooeboom, D. Nielsen, P. Jaini, P. Forré, and M. Welling, "Argmax flows and multinomial diffusion: Towards non-autoregressive language models," *arXiv preprint*, 2021.
- [39] J. Devlin, M.-W. Chang, K. Lee, and K. Toutanova, "Bert: Pre-training of deep bidirectional transformers for language understanding," *arXiv preprint arXiv:1810.04805*, 2018.
- [40] A. Radford, J. W. Kim, C. Hallacy, A. Ramesh, G. Goh, S. Agarwal, G. Sastry, A. Askell, P. Mishkin, J. Clark, *et al.*, "Learning transferable visual models from natural language supervision," in *International Conference on Machine Learning*, pp. 8748–8763, PMLR, 2021.
- [41] X. Tan, T. Qin, F. Soong, and T.-Y. Liu, "A survey on neural speech synthesis," *arXiv preprint arXiv:2106.15561*, 2021.
- [42] P. Isola, J.-Y. Zhu, T. Zhou, and A. A. Efros, "Image-to-image translation with conditional adversarial networks," in *Proceedings of the IEEE Conference on Computer Vision and Pattern Recognition*, pp. 1125–1134, 2017.
- [43] D. Griffin and J. Lim, "Signal estimation from modified short-time fourier transform," *IEEE Transactions on Acoustics, Speech, and Signal Processing*, vol. 32, no. 2, pp. 236–243, 1984.
- [44] A. v. d. Oord, S. Dieleman, H. Zen, K. Simonyan, O. Vinyals, A. Graves, N. Kalchbrenner, A. Senior, and K. Kavukcuoglu, "Wavenet: A generative model for raw audio," *arXiv preprint arXiv:1609.03499*, 2016.
- [45] J. Kong, J. Kim, and J. Bae, "Hifi-gan: Generative adversarial networks for efficient and high fidelity speech synthesis," *Advances in Neural Information Processing Systems*, vol. 33, pp. 17022–17033, 2020.
- [46] A. Q. Nichol and P. Dhariwal, "Improved denoising diffusion probabilistic models," in *International Conference on Machine Learning*, pp. 8162–8171, PMLR, 2021.
- [47] C. Szegedy, V. Vanhoucke, S. Ioffe, J. Shlens, and Z. Wojna, "Rethinking the inception architecture for computer vision," in *Proceedings of the IEEE Conference on Computer Vision and Pattern Recognition*, pp. 2818–2826, 2016.
- [48] J. Deng, W. Dong, R. Socher, L.-J. Li, K. Li, and L. Fei-Fei, "Imagenet: A large-scale hierarchical image database," in *IEEE conference on computer vision and pattern recognition*, pp. 248–255, Ieee, 2009.
- [49] M. Wu, H. Dinkel, and K. Yu, "Audio caption: Listen and tell," in *ICASSP 2019-2019 IEEE International Conference on Acoustics, Speech and Signal Processing (ICASSP)*, pp. 830–834, IEEE, 2019.
- [50] K. Drossos, S. Lipping, and T. Virtanen, "Clotho: An audio captioning dataset," in *IEEE International Conference on Acoustics, Speech and Signal Processing (ICASSP)*, pp. 736–740, IEEE, 2020.
- [51] X. Mei, X. Liu, Q. Huang, M. D. Plumbley, and W. Wang, "Audio captioning transformer," *arXiv preprint arXiv:2107.09817*, 2021.
- [52] P. Anderson, B. Fernando, M. Johnson, and S. Gould, "Spice: Semantic propositional image caption evaluation," in *European Conference on Computer Vision*, pp. 382–398, Springer, 2016.
- [53] R. Vedantam, C. Lawrence Zitnick, and D. Parikh, "Cider: Consensus-based image description evaluation," in *Proceedings of the IEEE Conference on Computer Vision and Pattern Recognition*, pp. 4566–4575, 2015.
- [54] D. P. Kingma and J. Ba, "Adam: A method for stochastic optimization," *arXiv preprint arXiv:1412.6980*, 2014.
- [55] I. Loshchilov and F. Hutter, "Decoupled weight decay regularization," *arXiv preprint arXiv:1711.05101*, 2017.
- [56] J. L. Ba, J. R. Kiros, and G. E. Hinton, "Layer normalization," *arXiv preprint arXiv:1607.06450*, 2016.