

# K-Means Based Constellation Optimization for Index Modulated Reconfigurable Intelligent Surfaces

Hao Liu, Jiancheng An, *Member, IEEE*, Wangyang Xu, Xing Jia, Lu Gan, and Chau Yuen, *Fellow, IEEE*

**Abstract**—Reconfigurable intelligent surface (RIS) has recently emerged as a promising technology enabling next-generation wireless networks. In this paper, we develop an improved index modulation (IM) scheme by utilizing RIS to convey information. Specifically, we study an RIS-aided multiple-input single-output (MISO) system, in which the information bits are conveyed by reflection patterns of RIS rather than the conventional amplitude-phase constellation. Furthermore, the K-means algorithm is employed to optimize the reflection constellation to improve the error performance. Also, we propose a generalized Gray coding method for mapping information bits to an appropriate reflection constellation and analytically evaluate the error performance of the proposed scheme by deriving a closed-form expression of the average bit error rate (BER). Finally, numerical results verify the accuracy of our theoretical analysis as well as the substantially improved BER performance of the proposed RIS-based IM scheme.

**Index Terms**—Reconfigurable intelligent surface (RIS), index modulation, K-means, constellation optimization.

## I. INTRODUCTION

RECONFIGURABLE intelligent surface (RIS) has recently attracted significant interest as a promising technology enabling next-generation wireless networks [1]. Specifically, an RIS is a programmable metasurface composed of a large number of passive elements, each of which can independently reconfigure the amplitude and/or phase of the incident signals cost-efficiently [2]. Hence, RIS is capable of significantly enhancing the signal strength and mitigating the interference with less hardware and energy cost, thus improving the spectral and energy efficiency of the communication systems [3]. Benefiting from the above advantages, RIS is considered a key technology to enable future energy-efficient communication networks [4].

Reflection optimization is a big challenge to unlock the full potential of RIS. In order to address this issue, the authors of [2] proposed an alternating optimization (AO) method to minimize the transmit power of the RIS-assisted multiuser multiple-input single-output (MISO) systems. By exploiting a convolutional neural network (CNN), the authors of [5] inferred the interference directly from the incident signals, thus improving the signal-to-interference-plus-noise ratio (SINR)

performance of an RIS-assisted multiuser system. In [6], the block coordinate descent method was employed to jointly design the transmit beamformer and RIS reflection coefficients of a wideband multiuser MISO system. Additionally, a novel RIS architecture was proposed in [7] by considering the effects between adjacent RIS elements, thus forming a non-diagonal RIS phase shift matrix and further improving the system performance. Considering the excessive pilot overhead for acquiring a huge number of reflected channel coefficients, the authors of [3] proposed a codebook-based transmission protocol capable of striking flexible trade-offs between performance, pilot overhead, and implementation complexity of an RIS-aided multiuser system.

Besides enhancing the channel quality and mitigating the interference, RIS can also be used as the carrier to convey information [8]–[12]. In [9], the receive antennas were used for implementing index modulation (IM), where RIS is used to enhance the signal-to-noise ratio (SNR) at different receive antennas. Furthermore, the authors of [10] proposed a novel reflecting modulation scheme by simultaneously employing the transmit signals and RIS reflection patterns to convey information. In [11], the whole RIS was virtually partitioned into two halves to reflect incident signals only by using the in-phase and quadrature components, respectively, where the information bits are conveyed by utilizing the beam index. Following this, the authors of [12] studied an RIS-aided quadrature reflection modulation by partitioning the RIS elements into two subsets and reflecting the incident signals in two orthogonal directions.

Nonetheless, the aforementioned efforts generally focus on increasing the system’s spectral efficiency or enhancing the received SNR. The constellation optimization for improving the bit error rate (BER) performance of the RIS-aided IM scheme remains unexplored. Motivated by this observation, we develop a novel IM scheme with improved BER performance for the RIS-assisted downlink MISO system by optimizing the reflection constellation. Specifically, first of all, the K-means algorithm is employed to divide all legitimate reflection patterns into several clusters. Based on the clustering results, we propose an effective scheme to select the appropriate reflection patterns for increasing the average sum distance of all constellation points. Following this, we develop a generalized Gray coding method for mapping the information bits to the corresponding reflection constellation. In addition, we provide an approximate expression to characterize the average BER performance of the proposed RIS-aided IM scheme. Finally, numerical results verify our theoretical analysis as well as the improved BER performance of the proposed RIS-aided IM

H. Liu, X. Jia, W. Xu and L. Gan are with the School of Information and Communication Engineering, University of Electronic Science and Technology of China (UESTC), Chengdu, Sichuan 611731, China. H. Liu, X. Jia and L. Gan are also with the Yibin Institute of UESTC, Yibin, Sichuan 644000, China (E-mail: liu.hao@std.uestc.edu.cn, jiaxing@std.uestc.edu.cn, wangyangxu@std.uestc.edu.cn, ganlu@uestc.edu.cn).

J. An and C. Yuen are with Engineering Product Development Pillar, Singapore University of Technology and Design (SUTD), Singapore (E-mail: jiancheng\_an@163.com, yuenchau@sutd.edu.sg).

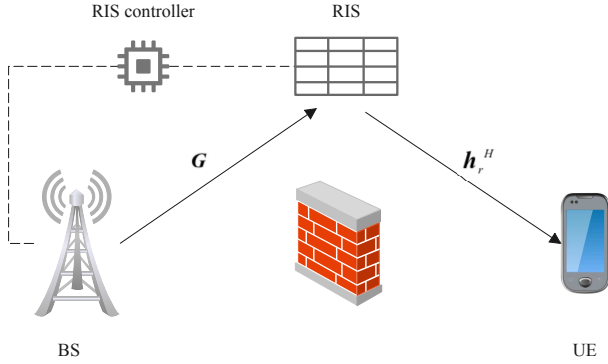


Fig. 1. Schematic of an RIS-assisted downlink MISO system.

scheme compared to existing transmission schemes without any optimization.

## II. SYSTEM MODEL

As shown in Fig. 1, we consider an RIS-aided downlink MISO system, where an RIS having  $N$  reflecting elements is deployed to enhance the communications from a multiple-antenna base station (BS) to a single-antenna user equipment (UE). The number of transmit antennas at the BS is denoted by  $M$ . Furthermore, each RIS element can reflect the incident signals with an independent phase shift by tuning a smart RIS controller [1]. Let  $\boldsymbol{\xi} = [\xi_1, \xi_2, \dots, \xi_N]^T$  denote the reflection pattern vector of the RIS, where  $\xi_n = e^{j\phi_n}$  is the reflection coefficient of the  $n$ -th RIS element, with  $\phi_n$  denoting the corresponding phase shift and  $j^2 = -1$ . In addition, let  $\boldsymbol{\Xi} = \text{diag}(\boldsymbol{\xi}) \in \mathbb{C}^{N \times N}$  denote the corresponding reflection pattern matrix. In this paper, we consider that each RIS element can only impose discrete phase shift. Let  $\mathcal{B} = \{0, p, 2p, \dots, (B-1)p\}$  denote the feasible phase shift set, where  $p = 2\pi/B$  and  $B$  is the number of discrete phase shift levels. Thus we have  $R = B^N$  total reflection patterns and  $\phi_n \in \mathcal{B}$ .

Moreover, let  $\mathbf{G} \in \mathbb{C}^{N \times M}$  and  $\mathbf{h}_r^H \in \mathbb{C}^{1 \times N}$  denote the channel from the BS to the RIS and that from the RIS to the UE, respectively. Let  $x$  denote the normalized signal transmitted from the BS, satisfying  $|x|^2 = 1$ . As a result, the end-to-end composite channel from the BS to the UE can be expressed as  $\mathbf{h}^H = \mathbf{h}_r^H \boldsymbol{\Xi} \mathbf{G} = \boldsymbol{\xi}^T \text{diag}(\mathbf{h}_r^H) \mathbf{G} = \boldsymbol{\xi}^T \mathbf{Z}$ , where  $\mathbf{Z} = \text{diag}(\mathbf{h}_r^H) \mathbf{G} \in \mathbb{C}^{N \times M}$  denotes the cascaded reflected channel. Thus the received signal at the UE can be expressed as

$$y = \sqrt{\rho} \mathbf{h}^H \mathbf{w} x + n = \sqrt{\rho} \boldsymbol{\xi}^T \mathbf{Z} \mathbf{w} x + n, \quad (1)$$

where  $\mathbf{w} \in \mathbb{C}^{M \times 1}$  denotes the transmit beamforming vector at the BS,  $\rho$  denotes the average transmit power at the BS and  $n \sim \mathcal{CN}(0, \sigma^2)$  denotes the additive white Gaussian noise (AWGN) at the UE. In this paper, we adopt the maximum ratio transmission (MRT) to design the transmit beamforming vector [2], i.e.,  $\mathbf{w} = \mathbf{h}/\|\mathbf{h}\|$ .

Instead of existing schemes enhancing the communication quality by designing an appropriate RIS reflection pattern, in this paper, we consider an RIS-aided IM scheme by conveying information via the reflection patterns. Specifically, let

$\boldsymbol{\xi}_1, \boldsymbol{\xi}_2, \dots, \boldsymbol{\xi}_L$  denote the selected reflection patterns to convey  $b = \log_2 L$  information bits, where  $L$  denotes the number of reflection patterns selected for conveying information. The specific selection method will be detailed in Section III.

At the receiver, the optimal maximum likelihood (ML) demodulation is adopted to recover the reflection pattern as follows

$$\hat{l}_{ML} = \underset{l}{\text{argmin}} \|y - \sqrt{\rho} \boldsymbol{\xi}_l^T \mathbf{Z} \mathbf{w}_l x_l\|_F^2, \quad (2)$$

where  $\hat{l}_{ML}$  denotes the reflection pattern index detected by the ML detector, while  $\mathbf{w}_l$  and  $x_l$  denote the transmit beamforming vector and transmit signal associated with the  $l$ -th reflection pattern  $\boldsymbol{\xi}_l$ , respectively. Note that designing appropriate transmit signals  $x_l$  associated with different reflection patterns might further increase the average sum distance of all constellation pairs, which will be elaborated further in Section III.

## III. THE PROPOSED CONSTELLATION OPTIMIZATION METHOD

In this section, we will consider the constellation optimization by selecting  $L$  appropriate reflection patterns for conveying information from total  $R$  candidates. In contrast to existing IM schemes selecting reflection patterns without any optimization [10], we endeavor to increase the average sum distance of constellation to improve the error performance. Specifically, we first design the transmit signal for increasing the average sum distance between all candidate constellation points. Then the classic K-means clustering technique is employed to divide all reflection patterns available into  $L$  clusters, based on which we select the appropriate reflection constellation. Moreover, we propose a generalized Gray coding method for mapping the information bits to the corresponding reflection constellation.

### A. Reflection Constellation Design

1) *Generation of a Universal Composite Channel Set:* Let  $g_r = \boldsymbol{\xi}_r^T \mathbf{Z} \mathbf{w}_r x_r \in \mathbb{C}$ ,  $r = 1, 2, \dots, R$ , denote the effective symbol and  $\mathcal{G} = \{g_1, g_2, \dots, g_R\}$  denote the effective symbol set. Note that for the sake of maximizing the received power, the beamforming vector  $\mathbf{w}_r$  endeavors to align all  $\boldsymbol{\xi}_r^T \mathbf{Z}$ . Hence, in order to further improve the error performance of the proposed RIS-aided IM scheme, one needs to design appropriate transmit signals  $x_r$  to maximize the Euclidean distance between the effective symbols. In this paper, for the sake of brevity, we adopt a heuristic solution by applying the straightforward symmetric constraint. Specifically, we first sort  $g_r$ 's in descending order of the channel gain, i.e.,  $|g_r|$ . Let  $g'_r$  denote the sorted version of  $g_r$ . Due to the symmetry of the reflection pattern set  $\mathcal{B}^N$ , the adjacent sorted symbols having the inverses RIS reflection pattern experience the identical channel gain. Hence, we consider the symmetric constraint by rotating  $x_r$  in the odd position of  $g'_r$  with a random phase shift while rotating the adjacent symbol with an inverse phase shift. More specifically, we have

$$\begin{cases} x_r = e^{j\theta}, \theta \sim \mathcal{U}[0, \pi), & r = 1, 3, \dots, R-1, \\ x_r = x_{r-1} e^{j\pi}, & r = 2, 4, \dots, R, \end{cases} \quad (3)$$

TABLE I  
REFLECTION CONSTELLATION OPTIMIZATION BASED ON K-MEANS  
CLUSTERING.

---

1: <b>Input:</b> $\xi_1, \xi_2, \dots, \xi_R, \mathbf{Z}$ .
2: Generate $R$ effective symbols $g_1, g_2, \dots, g_R$ by (3).
3: Initialize $L$ centroids by applying (4) and (5).
4: Update the centroids by applying (6) and (7) until the convergence is achieved.
5: Select the appropriate reflection pattern by applying (8) and (9).
6: Sort the selected reflection pattern by applying (10).
7: Map sequence $\hat{\mathbf{g}}$ to $b$ -bit Gray codes.
8: <b>Output:</b> $\hat{\mathbf{g}}$ .

---

respectively, where  $\mathcal{U}$  denotes the uniform distribution and  $x_r$  is the transmit signal associated with  $g'_r$ . Thus, we obtain  $R$  effective symbols accordingly by applying the symmetric constraint.

2) *The K-means Clustering:* Next, we will divide the  $R$  effective symbols into  $L$  clusters by applying the K-means clustering technique. Specifically, we randomly choose the first centroid  $c_1$  among the symbol set  $\mathcal{G}$ . For each  $g_r \in \mathcal{G}$ ,  $r = 1, 2, \dots, R$ , we evaluate the minimum distance between  $g_r$  and all selected centroids, i.e.,

$$D_r = \min_i \|g_r - c_i\|, \quad i = 1, 2, \dots, l-1. \quad (4)$$

Following this, we select the  $g_{\tilde{r}}$  having maximal  $D_r$  as the  $l$ -th centroid  $c_l$ , i.e.,

$$\tilde{r} = \operatorname{argmax}_r D_r. \quad (5)$$

Repeating (4) and (5) for  $L-1$  times until generating other  $L-1$  centroids.

After initializing  $L$  centroids, we then assign constellation to the nearest centroid, i.e.,

$$\mathcal{C}_l^{(t)} = \{g_r : \|g_r - c_l^{(t)}\|^2 \leq \|g_r - c_i^{(t)}\|^2, 1 \leq i \leq L\}, \quad (6)$$

where  $\mathcal{C}_l^{(t)}$  and  $c_l^{(t)}$  denote the  $l$ -th cluster set and the  $l$ -th centroid, respectively, of the  $t$ -th iteration. Following this, we update each centroid by averaging the received symbols in each cluster as follows

$$c_l^{(t+1)} = \frac{1}{|\mathcal{C}_l^{(t)}|} \sum_{g_r \in \mathcal{C}_l^{(t)}} g_r. \quad (7)$$

After repeating (6) and (7) for several times, the centroids would tends to convergence, and we obtain  $L$  clusters with clustering center vector  $\mathbf{c}$ .

3) *Selecting Appropriate Reflection Constellation:* It is natural to note that using the cluster centroids directly may not maximize the sum distance of all constellation pairs. Hence, according to the clustering results, we need extra procedures to select appropriate reflection constellation points. Specifically, we first select a cluster set  $\mathcal{C}_l$  randomly and calculate the sum distance between the effective symbol  $g_k \in \mathcal{C}_l$ ,  $k = 1, 2, \dots, |\mathcal{C}_l|$  and all other cluster centroids in  $\mathbf{c}$ . Specifically, the sum distance of the  $k$ -th effective symbol in the  $l$ -th cluster is given by

$$d_{k,l} = \sum_{c_i \in \mathbf{c}, c_i \neq c_l} d(g_k, c_i), \quad (8)$$

where  $d(g_k, c_i)$  denotes the Euclidean distance between the symbol  $g_k$  and the clustering center  $c_i$ . Thus the  $l$ -th constellation is determined by selecting the one having the maximal value of  $d_{k,l}$ , i.e.,

$$\tilde{k}_l = \operatorname{argmax}_k d_{k,l}, \quad k = 1, 2, \dots, |\mathcal{C}_l|. \quad (9)$$

By repeating (8) and (9) for  $L$  times we then obtain  $L$  reflection constellation points as  $\hat{\mathbf{g}}$ .

### B. Generalized Gray Coding Method

After selecting  $L$  appropriate reflection constellation points, we propose a generalized Gray coding method to map information bits to constellation by measuring the distance between adjacent constellation points. Specifically, initial point which denoted as  $\hat{g}_1$  is randomly selected from  $\hat{\mathbf{g}}$ . For current selected reflection constellation  $\hat{g}_l$ , we calculate the distance between other unselected constellation  $\tilde{g}_i$  and  $\hat{g}_l$  as  $d(\tilde{g}_i, \hat{g}_l)$ . Thus, we select  $\tilde{g}_i$  having minimum distance to  $\hat{g}_l$  as the next selected reflection constellation  $\hat{g}_{l+1}$ , i.e.,

$$\tilde{i} = \operatorname{argmin}_i d(\tilde{g}_i, \hat{g}_l), \quad i = 1, 2, \dots, L-l. \quad (10)$$

Following this, we obtain  $L$  ordered reflection constellation points  $\hat{\mathbf{g}}$  and map the sequence  $\hat{\mathbf{g}}$  to the  $b$ -bit Gray codes thus ensuring that the Hamming distance of information bits associated with adjacent constellation is 1.

For the sake of elaboration, we summarize the proposed reflection optimization method in Table I.

## IV. PERFORMANCE ANALYSIS

In this section, we will evaluate the error performance of the proposed transmission scheme. Specifically, the average BER of the proposed RIS-aided IM scheme is upper bounded by [13]

$$P_{e,\text{bit}} \leq \frac{\mathbb{E}_{\mathbf{h}^H, \mathbf{G}} \left[ \sum_{l=1}^L \sum_{i=1}^L N(l, \hat{l}) P(\hat{g}_l \rightarrow \hat{g}_i) \right]}{L \log_2 L}, \quad (11)$$

where  $N(l, \hat{l})$  denotes the number of error bits between the transmitted symbol  $\hat{g}_l$  and recovered symbol  $\hat{g}_i$ , and  $P(\hat{g}_l \rightarrow \hat{g}_i)$  represents the pairwise error probability (PEP) detecting symbol  $\hat{g}_l$  to  $\hat{g}_i$ . Based on (2), the PEP with known cascaded reflected channel  $\mathbf{Z}$  is given by [14]

$$P(\hat{g}_l \rightarrow \hat{g}_i | \mathbf{Z}) = P(d_l > d_i | \mathbf{Z}), \quad (12)$$

where  $d_l = \|y - \sqrt{\rho} \hat{g}_l\|_F^2$  denotes the decision metric at the receiver for a tentative symbol  $\hat{g}_l$ . Furthermore, we have

$$P(d_l > d_i | \mathbf{Z}) = \int_{\sqrt{\kappa_{l,i}}}^{\infty} \frac{1}{\sqrt{2\pi}} e^{-\frac{r^2}{2}} dr = Q(\sqrt{\kappa_{l,i}}), \quad (13)$$

where  $\kappa_{l,i} = \frac{\rho}{2\sigma^2} \|\hat{g}_l - \hat{g}_i\|_F^2$ . Due to nonlinear optimization caused by the K-means clustering technique, one can hardly obtain the fixed reflection pattern, which makes it more challenging to get a closed-form expression of (11). Instead, we next provide an approximate expression numerically.

Specifically, by generating a number of independent and identically distributed (i.i.d.) reflected channels off-line, i.e.,

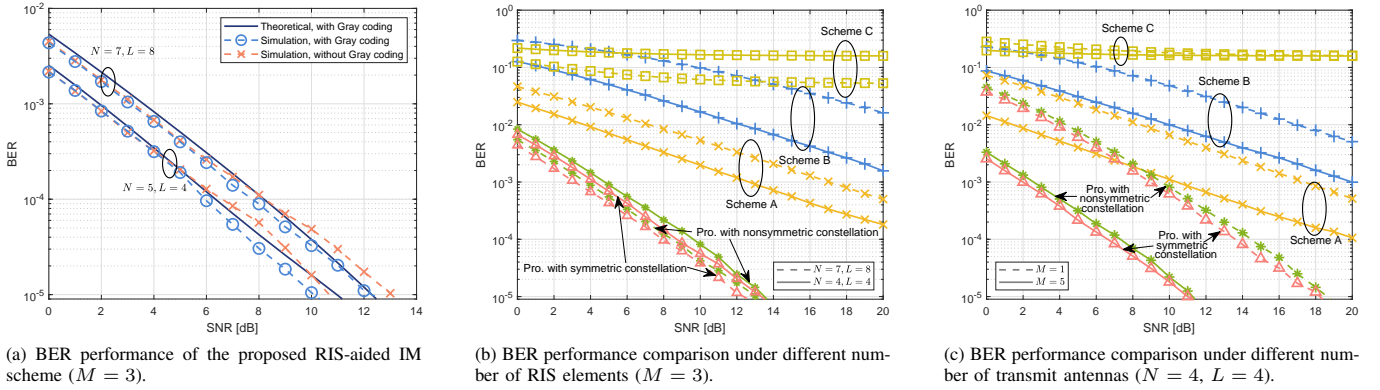


Fig. 2. BER performance comparison of various transmission schemes.

$\mathbf{h}_r^H, \mathbf{G}$ , and carrying out the same constellation design as discussed in Section III, we could obtain the approximate expression of (11) as follows

$$P_{e,\text{bit}} \leq \frac{\sum_{s=1}^S \sum_{l=1}^L \sum_{\hat{l}=1}^L N(l, \hat{l}) Q(\sqrt{\kappa_{l, \hat{l}, s}})}{S L \log_2(L)}, \quad (14)$$

where  $S$  denotes the number of randomizations, and  $\kappa_{l, \hat{l}, s}$  denotes the value of  $\kappa_{l, \hat{l}}$  for the  $s$ -th independent experiment.

## V. SIMULATION RESULTS

In this section, numerical results are provided to verify the improved BER performance of the proposed RIS-aided IM scheme. In our simulations, we consider the phase shift set of  $\mathcal{B} = \{0, \pi\}$ . All simulation results are obtained by averaging 1,000,000 independent experiments.

For the sake of elaboration, we consider the following three benchmark schemes.

*Scheme A*: Select appropriate reflection constellation based on the sum Euclidean distance maximization philosophy [15].

*Scheme B*: Perform the on/off keying (OOK) scheme by only activating a single RIS element during one time slot [9].

*Scheme C*: Select the reflection constellation randomly.

We first verify our theoretical performance analysis in Fig. 2(a), where all simulation results are obtained by employing ML detectors at the receiver. Specifically, we consider the two setups: (i)  $N = 5$  and  $L = 4$ , (ii)  $N = 7$  and  $L = 8$ . It is worth noting from Fig. 2(a) that our theoretical analysis serves as a tight upper bound of the proposed scheme under all scenarios considered. For the sake of elaboration, Fig. 2(a) also plots the BER curve of the improved IM scheme without Gray coding. Note that the BER performance without employing Gray coding deteriorates as the SNR increases, which suffers from about 1 dB performance erosion compared with that with Gray coding at the BER of  $10^{-5}$ .

Fig. 2(b) compares the BER performance of the proposed scheme and the three benchmark schemes mentioned above, where we consider two cases: (i)  $N = 4$  and  $L = 4$ , (ii)  $N = 7$  and  $L = 8$ . The number of transmit antennas is set to  $M = 3$ . In order to maintain the same transmission rate, we adopt the binary phase shift keying (BPSK) for the OOK scheme with  $N = 7$  RIS elements. It is worth noting from Fig. 2(b) that the randomly selected reflection pattern

results in the worst BER performance, which hardly gains any improvement with the increase of the SNR. Furthermore, the OOK scheme performs better than the utterly random scheme by only activating a single element once, which, however, remains performance erosion compared to our scheme relying on K-means clustering. For example, when compared to the best benchmark scheme, the proposed scheme results in a performance gain of more than 12 dB at the BER of  $10^{-4}$ . Moreover, the proposed scheme has a significant diversity gain on the slope of the BER curve by selecting the better reflection constellation. In addition, Fig. 2(b) shows the performance improvement of the symmetrical constellation designed in Section III-A over the non-symmetrical design with random phases. Specifically, the symmetrical constellation brings a coding gain of about 1 dB under all setups considered.

In Fig. 2(c), we compare the BER performance of different transmission schemes under the different number of transmit antennas, where we consider two cases: (i)  $M = 1$ , (ii)  $M = 5$ , and adopt  $N = 4$  and  $L = 4$  for all setups. Observe from Fig. 2(c) that the BER decreases with the increase of the transmit antennas. Compared to *Schemes A and B*, our proposed scheme has a performance gain of 5 dB and 13 dB, respectively, at the BER of  $10^{-2}$  benefiting from the optimized reflection constellation. Again, our proposed scheme having symmetric constellation has a 1 dB coding gain compared with the nonsymmetric one for different number of transmit antennas. As the number of transmit antennas increases from  $M = 1$  to  $M = 5$ , all schemes gain a performance improvement of about 7 dB, while the performance advantage of our proposed scheme remains.

For the sake of illustration, Fig. 3 shows specific reflection constellation diagrams of different transmission schemes, i.e.,  $\xi_r^T \mathbf{Z} \mathbf{w}_r x_r$ ,  $r = 1, 2, \dots, R$ , where we consider  $N = 7, M = 3$ , and  $L = 8$ , meaning that 8 patterns are selected from the  $R = B^N = 2^7 = 128$  candidate patterns. It can be seen that the randomly selected constellation, i.e., Fig. 3(a), and that produced by applying the sum Euclidean distance maximization policy, i.e., Fig. 3(b), hardly maximize the average distance of the reflection constellation, thus resulting in BER performance erosion, as verified in Fig. 2. By contrast, the proposed IM scheme could generate better reflection constellation benefiting from the K-means clustering. Specifically, Figs. 3(c) and 3(d) show the constellation of the proposed scheme

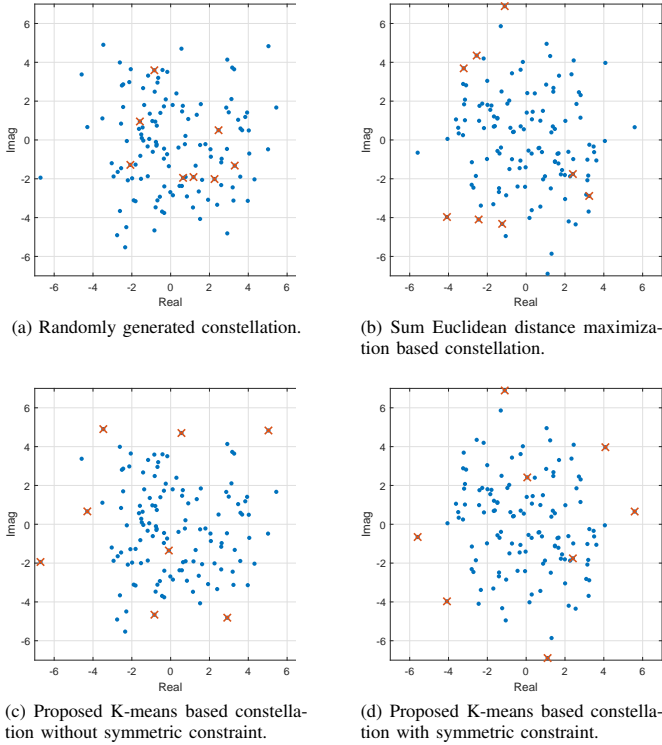


Fig. 3. The reflection constellation of different transmission schemes ( $R = 128$ ,  $L = 8$ ).

without and with considering the symmetric constraint in Section III-A, respectively. It is worth noting that by applying the symmetric constraint, the proposed scheme could generate the constellation with a larger sum Euclidean distance and achieve better BER performance, i.e., the 1 dB gain in Fig. 2.

## VI. CONCLUSION

In this paper, we proposed a novel IM scheme for the RIS-aided MISO system. In contrast to existing schemes, we employed the K-means clustering technique to optimize the reflection constellation. Furthermore, we proposed a constellation selection approach based on the clustering result and a generalized Gray coding method for mapping information bits to the reflection constellation. Also, we provided an approximate expression to characterize the average BER of the proposed scheme. Numerical results demonstrated the substantially improved BER performance of the proposed scheme compared to existing benchmark schemes. Specifically, our scheme achieves at least 5 dB performance gain compared to counterparts under all setups considered.

## REFERENCES

- [1] M. Di Renzo, A. Zappone, M. Debbah, M.-S. Alouini, C. Yuen, J. de Rosny, and S. Tretyakov, "Smart radio environments empowered by reconfigurable intelligent surfaces: How it works, state of research, and the road ahead," *IEEE J. Sel. Areas Commun.*, vol. 38, no. 11, pp. 2450–2525, Nov. 2020.
- [2] Q. Wu and R. Zhang, "Intelligent reflecting surface enhanced wireless network via joint active and passive beamforming," *IEEE Trans. Wireless Commun.*, vol. 18, no. 11, pp. 5394–5409, Aug. 2019.
- [3] J. An, C. Xu, L. Wang, Y. Liu, L. Gan, and L. Hanzo, "Joint training of the superimposed direct and reflected links in reconfigurable intelligent surface assisted multiuser communications," *IEEE Trans. Green Commun. Netw.*, vol. 6, no. 2, pp. 739–754, Jun. 2022.

- [4] C. Pan, H. Ren, K. Wang, J. F. Kolb, M. Elkashlan, M. Chen, M. Di Renzo, Y. Hao, J. Wang, A. L. Swindlehurst, X. You, and L. Hanzo, "Reconfigurable intelligent surfaces for 6G systems: Principles, applications, and research directions," *IEEE Commun. Mag.*, vol. 59, no. 6, pp. 14–20, Jun. 2021.
- [5] B. Yang, X. Cao, C. Huang, C. Yuen, L. Qian, and M. D. Renzo, "Intelligent spectrum learning for wireless networks with reconfigurable intelligent surfaces," *IEEE Trans. Veh. Technol.*, vol. 70, no. 4, pp. 3920–3925, Feb. 2021.
- [6] H. Li, W. Cai, Y. Liu, M. Li, Q. Liu, and Q. Wu, "Intelligent reflecting surface enhanced wideband MIMO-OFDM communications: From practical model to reflection optimization," *IEEE Trans. Commun.*, vol. 69, no. 7, pp. 4807–4820, Jul. 2021.
- [7] Q. Li, M. El-Hajjar, I. Hemadeh, A. Shojaeifard, A. A. M. Mourad, B. Clerckx, and L. Hanzo, "Reconfigurable intelligent surfaces relying on non-diagonal phase shift matrices," *IEEE Trans. Veh. Technol.*, vol. 71, no. 6, pp. 6367–6383, Jun. 2022.
- [8] J. An, C. Xu, Y. Liu, L. Gan, and L. Hanzo, "The achievable rate analysis of generalized quadrature spatial modulation and a pair of low-complexity detectors," *IEEE Trans. Veh. Technol.*, vol. 71, no. 5, pp. 5203–5215, May 2022.
- [9] E. Basar, "Reconfigurable intelligent surface-based index modulation: A new beyond MIMO paradigm for 6G," *IEEE Trans. Commun.*, vol. 68, no. 5, pp. 3187–3196, May 2020.
- [10] S. Guo, S. Lv, H. Zhang, J. Ye, and P. Zhang, "Reflecting modulation," *IEEE J. Sel. Areas Commun.*, vol. 38, no. 11, pp. 2548–2561, Nov. 2020.
- [11] J. Yuan, M. Wen, Q. Li, E. Basar, G. C. Alexandropoulos, and G. Chen, "Receive quadrature reflecting modulation for RIS-empowered wireless communications," *IEEE Trans. Veh. Technol.*, vol. 70, no. 5, pp. 5121–5125, May 2021.
- [12] S. Lin, F. Chen, M. Wen, Y. Feng, and M. Di Renzo, "Reconfigurable intelligent surface-aided quadrature reflection modulation for simultaneous passive beamforming and information transfer," *IEEE Trans. Wireless Commun.*, vol. 21, no. 3, pp. 1469–1481, Mar. 2022.
- [13] J. G. Proakis and M. Salehi, *Digital communications*. McGraw-hill New York, 2001.
- [14] J. Jeganathan, A. Ghrayeb, and L. Szczecinski, "Spatial modulation: optimal detection and performance analysis," *IEEE Commun. Lett.*, vol. 12, no. 8, pp. 545–547, Aug. 2008.
- [15] J. An, C. Xu, L. Gan, and L. Hanzo, "Low-complexity channel estimation and passive beamforming for RIS-assisted MIMO systems relying on discrete phase shifts," *IEEE Trans. Commun.*, vol. 70, no. 2, pp. 1245–1260, Feb. 2022.