

Contextual Similarity is More Valuable than Character Similarity: Curriculum Learning for Chinese Spell Checking

Ding Zhang^{1*}, Yinghui Li^{1*}, Qingyu Zhou², Shirong Ma¹,

Yangning Li¹, Yunbo Cao² and Hai-Tao Zheng^{1,3†}

¹Tsinghua Shenzhen International Graduate School, Tsinghua University

²Tencent Cloud Xiaowei, ³Peng Cheng Laboratory

zhangdingthu@outlook.com, liyinghu20@mails.tsinghua.edu.cn

Abstract

Chinese Spell Checking (CSC) task aims to detect and correct Chinese spelling errors. In recent years, related researches focus on introducing the character similarity from confusion set to enhance the CSC models, ignoring the context of characters that contain richer information. To make better use of contextual similarity, we propose a simple yet effective curriculum learning framework for the CSC task. With the help of our designed model-agnostic framework, existing CSC models will be trained from easy to difficult as humans learn Chinese characters and achieve further performance improvements. Extensive experiments¹ and detailed analyses on widely used SIGHAN datasets show that our method outperforms previous state-of-the-art methods.

1 Introduction

Chinese Spell Checking (CSC) aims to detect and correct spelling errors contained in Chinese text (Li et al., 2022). CSC is receiving more and more attention because it benefits many applications, such as essay scoring (Dong and Zhang, 2016), OCR (Affi et al., 2016), and ASR (Wang et al., 2018). As a fundamental NLP task, CSC is challenging because the Chinese spelling errors are mainly caused by confusing characters, i.e., phonologically/visually similar characters (Liu et al., 2021). As shown in Table 1, “𠂇(yuē, say)” and “日(rì, day)” are confusing due to their similar strokes.

To enable CSC models to better handle confusion characters, the pre-defined confusion set (i.e., the set of phonologically/visually similar characters) has been long regarded as a good external resource (Lin and Chu, 2015). Many previous works (Wang et al., 2019a; Zhang et al., 2020; Liu et al., 2021) have aimed to leverage the confusion

| Error Type | Phonetically Similar (83%) |
|-------------|------------------------------|
| Input | 他带(dài, <i>bring</i>)着一顶帽子。 |
| Correct | 他戴(dài, <i>wear</i>)着一顶帽子。 |
| Translation | He <i>wears</i> a hat. |
| Error Type | Visually Similar (48%) |
| Input | 今天是个好日(yuē, <i>say</i>)子。 |
| Correct | 今天是个好日(rì, <i>day</i>)子。 |
| Translation | Today is a good <i>day</i> . |

Table 1: Examples of Chinese spelling errors. The **wrong/correct** characters are in **red/blue**.

set to introduce phonological/visual similarities into the models to improve the CSC performance. However, these existing methods simply focus on the character similarity provided by the confusion set, but ignore the context of the characters. In fact, in a sentence with a spelling error, the context of the error position provide more useful information that facilitates the CSC process. For example, in Table 1, if model pays attention to “帽子(hat)” in the context, it will easily associate the wrong character “带(dài, bring)” with the correct character “戴(dài, wear)”. *Therefore, we believe that the contextual similarity of the characters is more important for the CSC task than the character similarity.*

In this paper, we aim to enhance CSC models by introducing contextual similarity of Chinese characters. Considering that the CSC task itself is inseparable from human learning, we hope that the model can learn like a human learns to correct spelling errors. We all know that for a student who is just beginning to learn Chinese characters, the teacher always teaches him or her from easy to difficult. Therefore, inspired by the process of humans learning Chinese characters, we also want to guide the model to learn from easy to hard. And this motivation just coincides with curriculum learning.

The core idea of curriculum learning is to train models from the easy samples to the hard ones (So-viany et al., 2021a). And the key to curriculum learning is to design a mechanism to measure the

* indicates equal contribution.

† Corresponding author: Hai-Tao Zheng. (E-mail: zheng.haitao@sz.tsinghua.edu.cn)

¹The source code will be available for reproducibility.

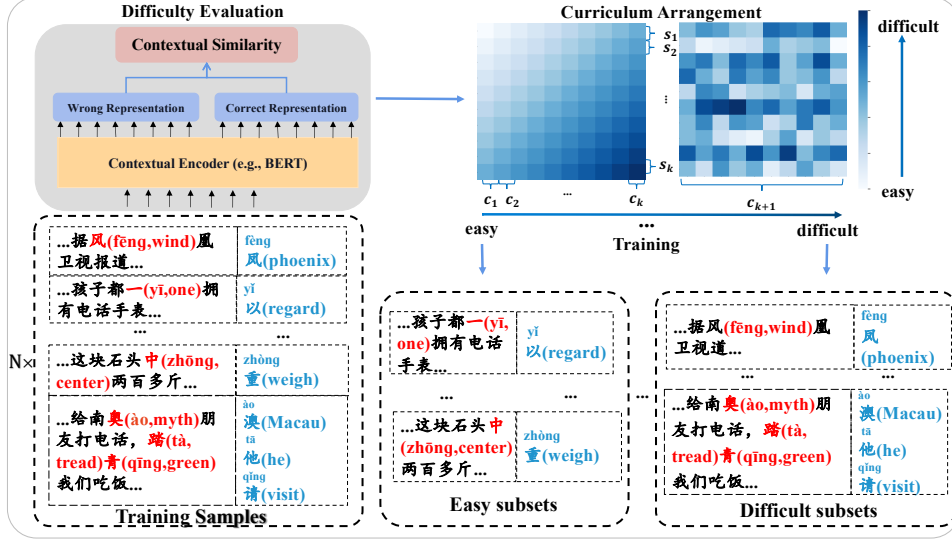


Figure 1: Overview of our proposed curriculum learning framework for the CSC task.

difficulty of samples. Benefiting from this mechanism, we naturally use the contextual similarity of characters as the metric for measuring the sample’s difficulty, so as to organize the scattered training samples into ordered samples for model training. More specifically, we train the model in the order from samples with low contextual similarity to samples with high contextual similarity. Hence, the model achieves better performance than only using the traditional character similarity of confusion set. Moreover, our curriculum learning framework is model-agnostic so that it brings stable improvements for most existing CSC models.

The contributions of our work are summarized as: (1) We empirically verify that contextual similarity is more valuable than character similarity in the CSC task, which is instructive for future works. (2) We propose a simple yet effective curriculum learning framework that enhances the CSC models to explicitly focus on the contextual similarity between Chinese characters. (3) We achieve new state-of-the-art performance on SIGHAN benchmarks and conduct extensive analyses to demonstrate the effectiveness of our proposed method.

2 Methodology

2.1 Motivation

The core of our work is how to make the CSC models explicitly pay more attention to the context of Chinese characters. Therefore, we propose to use contextual similarity as the metric to measure the difficulty of samples in curriculum learning.

Based on detailed observation, we get the following two obvious facts: (1) *A sample is more difficult if it has more wrong characters.* (2) *A sample is more difficult if the wrong character it contains is more similar to the corresponding correct character.* According to these two facts, we design a specific difficulty evaluation strategy and propose the curriculum learning framework for the CSC task. More specifically, as shown in Figure 1, our curriculum learning framework is divided into two parts: **Difficulty Evaluation** and **Curriculum Arrangement**, which will be described in Sections 2.2 and 2.3 respectively.

2.2 Difficulty Evaluation

In the difficulty evaluation module, we aim to assign a difficulty score to each training sample in the whole training set S . For each sample, we employ an encoder $E(\cdot)$ (e.g., BERT or other CSC models), to transform the characters in the wrong sequence s_i and correct sequence t_i to the corresponding contextual representations $E(s_i)$ and $E(t_i)$.

After obtaining the contextual representations of the wrong/correct sentence, we use the representation corresponding to the wrong position to calculate the cosine similarity, and then the similarities corresponding to all positions with an error are summed up as the difficulty score of the sample:

$$d_i = \sum_{j \in W_i} \frac{E(s_i)_j \cdot E(t_i)_j}{\|E(s_i)_j\| \cdot \|E(t_i)_j\|}, \quad (1)$$

where d_i is the difficulty score of i -th sample, W_i are the positions with error. To verify the effective-

| Dataset | Method | Detection Level | | | Correction Level | | |
|----------|---------------------------------------|-------------------------|-------------------|-------------------------|-------------------------|-------------------------|-------------------------|
| | | Pre | Rec | F1 | Pre | Rec | F1 |
| SIGHAN15 | SpellGCN (Cheng et al., 2020) | 74.8 | 80.7 | 77.7 | 72.1 | 77.7 | 75.9 |
| | PLOME (Liu et al., 2021) | 77.4 | 81.5 | 79.4 | 75.3 | 79.3 | 77.2 |
| | MLM-phonetics (Zhang et al., 2021) | 77.5 | 83.1 | <u>80.2</u> | 74.9 | <u>80.2</u> | 77.5 |
| | Soft-Masked BERT (Zhang et al., 2021) | 67.6 | 78.7 | 72.7 | 63.4 | 73.9 | 68.2 |
| | CL (Soft-Masked BERT) | 70.1 [†] | 81.4 [†] | 75.3 [†] | 65.8 [†] | 75.7 [†] | 70.4 [†] |
| | BERT (Xu et al., 2021) | 74.2 | 78.0 | 76.1 | 71.6 | 75.3 | 73.4 |
| | CL (BERT) | 77.6 [†] | 81.2 [†] | 79.4 [†] | 75.6 [†] | 80.2 [†] | 77.8 [†] |
| | REALISE (Xu et al., 2021) | 77.3 | 81.3 | 79.3 | <u>75.9</u> | 79.9 | <u>77.8</u> |
| | CL (REALISE) | 78.0[†] | 82.7 [†] | 80.3[†] | 76.8[†] | 80.7[†] | 78.7[†] |

Table 2: The performance of our CL method and all baseline methods. "†" indicates that our CL method is able to enhance the corresponding baseline. We underline the previous state-of-the-art performance for convenience. The results on SIGHAN13/14 are shown in Appendix A.4.

ness of our designed difficulty scoring function, we present the case study in Appendix A.5.

2.3 Curriculum Arrangement

In this section, we describe an **Annealing** method to arrange all the training samples S into an ordered curriculum based on the difficulty scores that are introduced in Section 2.2.

Firstly, we sort all training samples in ascending order of their difficulty scores and split them into k subsets $\{S_1, S_2, \dots, S_k\}$. Note that these subsets are non-overlapping for preventing over-fitting and improving the generalization performance.

Then we arrange a learning curriculum which contains $k + 1$ training stages. At the i -th stage ($i \leq k$), we further split each of the k subsets $\{S_1, S_2, \dots, S_k\}$ into k parts by order of difficulty. For each subset S_j , we obtain $\{S_{j,1}, S_{j,2}, \dots, S_{j,k}\}$ and use the i -th part $S_{j,i}$ for this i -th stage, thus the final training set $C_i = \{S_{1,i}, S_{2,i}, \dots, S_{k,i}\}$ is employed for the i -th stage. It is worth mentioning that the training set C_i will be shuffled for maintaining local stochastics within i -th stage.

For the former k stages, the model is trained on the C_i for one epoch one after another to lead the model learning from easy to difficult. At the last stage (i.e., the $k + 1$ -th stage), the model is trained on the whole training set S for fitting the original distribution of training data.

3 Experiments

3.1 Datasets

Train data Following previous works (Zhang et al., 2020; Xu et al., 2021), we use the same training data which contains SIGHAN 2013 (Wu et al., 2013), SIGHAN 2014 (Yu et al., 2014), SIGHAN

2015 (Tseng et al., 2015) and a generated pseudo training dataset (Wang et al., 2018).

Test data To ensure fairness, models' performance is evaluated in the same test data as these baseline methods in sentence detection and correction level, from the test datasets of SIGHAN 13/14/15. The other datasets details and experimental setup are shown in Appendix A.2 and A.3.

3.2 Baseline Methods

We select advanced strong models which are based on the traditional confusion set as baselines: **SpellGCN** (Cheng et al., 2020) applies GCNs to learn the character similarity from confusion set. **PLOME** (Liu et al., 2021) designs pre-training strategy based on the confusion set. **MLM-phonetics** (Zhang et al., 2021) introduces phonetic similarity into masked language models from confusion set. In addition, we select three popular CSC models to be combined with our proposed **curriculum learning (CL)** method: **BERT** (Devlin et al., 2019) directly fine-tunes the $BERT_{BASE}$ model on the CSC training data. **Soft-Masked BERT** (Zhang et al., 2020) utilizes the confusion set to generate sufficient training data. **REALISE** (Xu et al., 2021) extracts and mixes semantic, phonetic, and graphic information.

3.3 Experimental Results

Table 2 shows the results of our CL method compared to various baselines. We can see that, by reordering the easy-to-difficult training samples, our CL method yields consistent gain with a large margin against all baselines.

Particularly, unlike most models which introduce character similarity through confusion set, our CL

| Method | Correction F1 | Δ |
|-----------------------------|---------------|--------------|
| REALISE | 77.8% | — |
| Only Difficulty Evaluation | 78.4% | +0.6% |
| Only Curriculum Arrangement | 78.2% | +0.4% |
| Using Character Similarity | 78.3% | +0.5% |
| CL (REALISE) | 78.7% | +0.9% |

Table 3: Results of ablation studies. " Δ " indicates the absolute F1 improvements on correction level.

method achieves better performance by explicitly focusing on the contextual similarity. Additionally, the significant improvements over the three models (i.e., Soft-Masked BERT, BERT, and REALISE) verify the model-agnostic characteristic and effectiveness of our proposed framework.

3.4 Ablation Study

To explore the contribution of each component in our curriculum learning framework, we conduct ablation studies with the following settings: 1) **only using difficulty evaluation** to sort training samples for the training process of REALISE, 2) **only using curriculum arrangement** to randomly arrange training stages for the training process of REALISE, and the training samples of each stage are randomly selected. 3) Besides, to verify the advantage of contextual similarity, we also **use the confusion set-based character similarity** as the difficulty metric in our CL framework.

From Table 3, we observe that both difficulty evaluation and curriculum arrangement bring improvements for REALISE, which indicates the rationality of these two modules we design. Particularly, the main motivation of our work is to measure the difficulty of samples by contextual similarity. The greater improvements that only using difficulty evaluation brings to REALISE than only using curriculum arrangement and using character similarity reflects the correctness of our motivation that contextual similarity is more valuable than character similarity in the CSC task.

3.5 Parameter Study

The key parameter in our proposed framework is the number of subsets k , so it is essential to study its effects. Figure 2 illustrates the performance change of CL (REALISE), we find that when the value of k reaches a certain value, the performance of the model does not improve anymore. In fact, this phenomenon is consistent with the process of human learning. Imagine that when the courses are divided too trivially (that is, when the value of k is

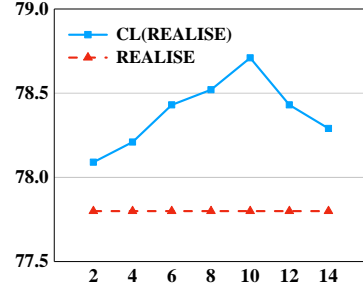


Figure 2: The correction F1 scores on SIGHAN15, using different values of k in CL (REALISE).

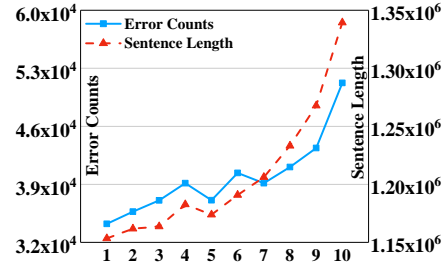


Figure 3: Statistical illustration on different levels of difficulty examples in CSC task.

too large), it is difficult for humans to learn effective knowledge from too many courses. Therefore, it is critical to choose the best k , although there are stable improvements based on REALISE at all values of k .

3.6 Statistics Study

In our method, the training dataset is divided into k subsets with different levels of difficulty. Therefore, we further explore the features of easy/difficult samples. Figure 3 shows the statistical distinctions of training samples in the different subsets. Among ten different levels of difficulty, we find that samples in the easier subsets are shorter than these samples in more difficult subsets. In addition, the more difficult samples are, the more error characters we can find in sentences. This result verifies our observed fact that is mentioned in Section 2.1.

4 Conclusion

In this paper, we aim to exploit the contextual similarity of characters to obtain better CSC performance than character similarity contained in traditional confusion set. Additionally, we propose a simple yet effective curriculum learning framework for the CSC task. With the help of such a model-

agnostic framework, most existing CSC models significantly perform better.

References

- Haithem Afli, Zhengwei Qiu, Andy Way, and Páiraic Sheridan. 2016. [Using SMT for OCR error correction of historical texts](#). In *Proceedings of the Tenth International Conference on Language Resources and Evaluation (LREC'16)*, pages 962–966, Portorož, Slovenia. European Language Resources Association (ELRA).
- Yoshua Bengio, Jérôme Louradour, Ronan Collobert, and Jason Weston. 2009. [Curriculum learning](#). In *Proceedings of the 26th Annual International Conference on Machine Learning, ICML 2009, Montreal, Quebec, Canada, June 14-18, 2009*, volume 382 of *ACM International Conference Proceeding Series*, pages 41–48. ACM.
- Xingyi Cheng, Weidi Xu, Kunlong Chen, Shaohua Jiang, Feng Wang, Taifeng Wang, Wei Chu, and Yuan Qi. 2020. [SpellGCN: Incorporating phonological and visual similarities into language models for Chinese spelling check](#). In *Proceedings of the 58th Annual Meeting of the Association for Computational Linguistics*, pages 871–881, Online. Association for Computational Linguistics.
- Jacob Devlin, Ming-Wei Chang, Kenton Lee, and Kristina Toutanova. 2019. [BERT: Pre-training of deep bidirectional transformers for language understanding](#). In *Proceedings of the 2019 Conference of the North American Chapter of the Association for Computational Linguistics: Human Language Technologies, Volume 1 (Long and Short Papers)*, pages 4171–4186, Minneapolis, Minnesota. Association for Computational Linguistics.
- Fei Dong and Yue Zhang. 2016. [Automatic features for essay scoring – an empirical study](#). In *Proceedings of the 2016 Conference on Empirical Methods in Natural Language Processing*, pages 1072–1077, Austin, Texas. Association for Computational Linguistics.
- Li Huang, Junjie Li, Weiwei Jiang, Zhiyu Zhang, Minchuan Chen, Shaojun Wang, and Jing Xiao. 2021. [Phmospell: Phonological and morphological knowledge guided chinese spelling check](#). In *Proceedings of the 59th Annual Meeting of the Association for Computational Linguistics and the 11th International Joint Conference on Natural Language Processing, ACL/IJCNLP 2021, (Volume 1: Long Papers), Virtual Event, August 1-6, 2021*, pages 5958–5967. Association for Computational Linguistics.
- Radu Tudor Ionescu, Bogdan Alexe, Marius Leordeanu, Marius Popescu, Dim P. Papadopoulos, and Vittorio Ferrari. 2016. [How hard can it be? estimating the difficulty of visual search in an image](#). In *2016 IEEE Conference on Computer Vision and Pattern Recognition, CVPR 2016, Las Vegas, NV, USA, June 27-30, 2016*, pages 2157–2166. IEEE Computer Society.
- Lu Jiang, Zhengyuan Zhou, Thomas Leung, Li-Jia Li, and Li Fei-Fei. 2018. [Mentornet: Learning data-driven curriculum for very deep neural networks on corrupted labels](#). In *Proceedings of the 35th International Conference on Machine Learning, ICML 2018, Stockholmsmässan, Stockholm, Sweden, July 10-15, 2018*, volume 80 of *Proceedings of Machine Learning Research*, pages 2309–2318. PMLR.
- Yinghui Li, Qingyu Zhou, Yangning Li, Zhongli Li, Ruiyang Liu, Rongyi Sun, Zizhen Wang, Chao Li, Yunbo Cao, and Hai-Tao Zheng. 2022. [The past mistake is the future wisdom: Error-driven contrastive probability optimization for chinese spell checking](#). *CoRR*, abs/2203.00991.
- Yichan Liang, Jianheng Li, and Jian Yin. 2019. [A new multi-choice reading comprehension dataset for curriculum learning](#). In *Proceedings of The 11th Asian Conference on Machine Learning, ACML 2019, 17-19 November 2019, Nagoya, Japan*, volume 101 of *Proceedings of Machine Learning Research*, pages 742–757. PMLR.
- Chuan-Jie Lin and Wei-Cheng Chu. 2015. [A study on Chinese spelling check using confusion sets and n-gram statistics](#). In *International Journal of Computational Linguistics & Chinese Language Processing, Volume 20, Number 1, June 2015-Special Issue on Chinese as a Foreign Language*.
- Cao Liu, Shizhu He, Kang Liu, and Jun Zhao. 2018. [Curriculum learning for natural answer generation](#). In *Proceedings of the Twenty-Seventh International Joint Conference on Artificial Intelligence, IJCAI 2018, July 13-19, 2018, Stockholm, Sweden*, pages 4223–4229. ijcai.org.
- Shulin Liu, Tao Yang, Tianchi Yue, Feng Zhang, and Di Wang. 2021. [PLOME: pre-training with misspelled knowledge for chinese spelling correction](#). In *Proceedings of the 59th Annual Meeting of the Association for Computational Linguistics and the 11th International Joint Conference on Natural Language Processing, ACL/IJCNLP 2021, (Volume 1: Long Papers), Virtual Event, August 1-6, 2021*, pages 2991–3000. Association for Computational Linguistics.
- Petru Soviany, Radu Tudor Ionescu, Paolo Rota, and Nicu Sebe. 2021a. Curriculum learning: A survey. *arXiv preprint arXiv:2101.10382*.
- Petru Soviany, Radu Tudor Ionescu, Paolo Rota, and Nicu Sebe. 2021b. [Curriculum self-paced learning for cross-domain object detection](#). *Comput. Vis. Image Underst.*, 204:103166.
- Yuen-Hsien Tseng, Lung-Hao Lee, Li-Ping Chang, and Hsin-Hsi Chen. 2015. [Introduction to SIGHAN 2015 bake-off for Chinese spelling check](#). In *Proceedings of the Eighth SIGHAN Workshop on Chinese Language Processing*, pages 32–37, Beijing, China. Association for Computational Linguistics.

- Baoxin Wang, Wanxiang Che, Dayong Wu, Shijin Wang, Guoping Hu, and Ting Liu. 2021. [Dynamic connected networks for Chinese spelling check](#). In *Findings of the Association for Computational Linguistics: ACL-IJCNLP 2021*, pages 2437–2446, Online. Association for Computational Linguistics.
- Dingmin Wang, Yan Song, Jing Li, Jialong Han, and Haisong Zhang. 2018. [A hybrid approach to automatic corpus generation for Chinese spelling check](#). In *Proceedings of the 2018 Conference on Empirical Methods in Natural Language Processing*, pages 2517–2527, Brussels, Belgium. Association for Computational Linguistics.
- Dingmin Wang, Yi Tay, and Li Zhong. 2019a. [Confusionset-guided pointer networks for Chinese spelling check](#). In *Proceedings of the 57th Annual Meeting of the Association for Computational Linguistics*, pages 5780–5785, Florence, Italy. Association for Computational Linguistics.
- Wei Wang, Isaac Caswell, and Ciprian Chelba. 2019b. [Dynamically composing domain-data selection with clean-data selection by “co-curricular learning” for neural machine translation](#). In *Proceedings of the 57th Annual Meeting of the Association for Computational Linguistics*, pages 1282–1292, Florence, Italy. Association for Computational Linguistics.
- Thomas Wolf, Lysandre Debut, Victor Sanh, Julien Chaumond, Clement Delangue, Anthony Moi, Pierric Cistac, Tim Rault, Rémi Louf, Morgan Funtowicz, Joe Davison, Sam Shleifer, Patrick von Platen, Clara Ma, Yacine Jernite, Julien Plu, Canwen Xu, Teven Le Scao, Sylvain Gugger, Mariama Drame, Quentin Lhoest, and Alexander M. Rush. 2020. [Transformers: State-of-the-art natural language processing](#). In *Proceedings of the 2020 Conference on Empirical Methods in Natural Language Processing: System Demonstrations, EMNLP 2020 - Demos, Online, November 16-20, 2020*, pages 38–45. Association for Computational Linguistics.
- Shih-Hung Wu, Chao-Lin Liu, and Lung-Hao Lee. 2013. [Chinese spelling check evaluation at SIGHAN bake-off 2013](#). In *Proceedings of the Seventh SIGHAN Workshop on Chinese Language Processing, SIGHAN@IJCNLP 2013, Nagoya, Japan, October 14-18, 2013*, pages 35–42. Asian Federation of Natural Language Processing.
- Heng-Da Xu, Zhongli Li, Qingyu Zhou, Chao Li, Zizhen Wang, Yunbo Cao, Heyan Huang, and Xian-Ling Mao. 2021. [Read, listen, and see: Leveraging multimodal information helps chinese spell checking](#). In *Findings of the Association for Computational Linguistics: ACL/IJCNLP 2021, Online Event, August 1-6, 2021*, volume ACL/IJCNLP 2021 of *Findings of ACL*, pages 716–728. Association for Computational Linguistics.
- Liang-Chih Yu, Lung-Hao Lee, Yuen-Hsien Tseng, and Hsin-Hsi Chen. 2014. [Overview of SIGHAN 2014 bake-off for Chinese spelling check](#). In *Proceedings of The Third CIPS-SIGHAN Joint Conference on Chinese Language Processing*, pages 126–132, Wuhan, China. Association for Computational Linguistics.
- Ruiqing Zhang, Chao Pang, Chuanqiang Zhang, Shuo-huan Wang, Zhongjun He, Yu Sun, Hua Wu, and Haifeng Wang. 2021. [Correcting Chinese spelling errors with phonetic pre-training](#). In *Findings of the Association for Computational Linguistics: ACL-IJCNLP 2021*, pages 2250–2261, Online. Association for Computational Linguistics.
- Shaohua Zhang, Haoran Huang, Jicong Liu, and Hang Li. 2020. [Spelling error correction with soft-masked BERT](#). In *Proceedings of the 58th Annual Meeting of the Association for Computational Linguistics*, pages 882–890, Online. Association for Computational Linguistics.

A Appendix

A.1 Related Work

Chinese Spell Checking In the field of CSC, many works focus on constructing and employing confusion set to guide the models to correct the erroneous characters. Hybrid (Wang et al., 2018) utilizes OCR and ASR-based methods to automatically generate pseudo training sentences and construct high quality confusion set. Pointer Networks (Wang et al., 2019a) incorporates a copy mechanism into a Seq2Seq model and infuses the network with off-the-shelf confusion set (Wang et al., 2018) for acquiring corrected characters. SpellGCN (Cheng et al., 2020) employs graph convolutional network and pre-defined confusion set (Wu et al., 2013) to generate candidate characters for the CSC task. PLOME (Liu et al., 2021) and MLM-phonetics (Zhang et al., 2021) optimize the masking mechanism of masked language models via confusion set and achieves previous state-of-the-art performance. Besides, REALISE (Xu et al., 2021) and PHMOSpell (Huang et al., 2021) design BERT-based fusion network to capture multi-modal information, including phonetic and graphic knowledge in Chinese characters.

To the best of our knowledge, existing CSC works improve model performance by introducing character similarity provided by confusion set, but has not made the model focus on contextual similarity of Chinese characters. As a matter of fact, the context of the spelling error position is able to provide vital information for CSC task. In this paper, it is the first time that contextual similarity is applied successfully into the CSC task.

Curriculum Learning The idea of curriculum learning is to train deep learning-based models from easy samples to difficult samples, which is firstly proposed in (Bengio et al., 2009). And it has been widely used in various tasks of Computer Vision (Ionescu et al., 2016; Jiang et al., 2018; Soviany et al., 2021b). With the great success in the field of CV, curriculum learning has attracted an increasing number of researchers to apply this strategy to all kinds of NLP tasks, which include Machine Translation (Wang et al., 2019b), Question answering (Liu et al., 2018), Reading Comprehension (Liang et al., 2019).

A.2 Dataset Statistics

Originally, the characters of SIGHAN datasets are in Traditional Chinese. Similar to the previous works, we transfer the data into simplified Chinese characters using the OpenCC tool². The statistics of our used datasets are presented in Table 4.

| Training Data | #Sent | Avg. Length | #Errors |
|---------------|---------|-------------|---------|
| SIGHAN13 | 700 | 41.8 | 343 |
| SIGHAN14 | 3,437 | 49.6 | 5,122 |
| SIGHAN15 | 2,338 | 31.3 | 3,037 |
| Wang271K | 271,329 | 42.6 | 381,962 |
| Total | 277,804 | 42.6 | 390,464 |

| Test Data | #Sent | Avg. Length | #Errors |
|-----------|-------|-------------|---------|
| SIGHAN13 | 1,000 | 74.3 | 1,224 |
| SIGHAN14 | 1,062 | 50.0 | 771 |
| SIGHAN15 | 1,100 | 30.6 | 703 |

Table 4: Statistics of datasets.

A.3 Experimental Setup

To certify the effectiveness of our approach, we add the CL module into these baselines and implemented them based on Huggingface’s Pytorch implementation of Transformer library (Wolf et al., 2020). During the training phase, we follow the REALISE (Xu et al., 2021) and Soft-Masked-Bert (Zhang et al., 2020) to set our hyper-parameters. For REALISE, the learning-rate is set to $5e^{-5}$, the batch size is set to 32. In addition, warming up and linear decay are utilized during the model training with the AdamW optimizer. As for Soft-Masked-Bert, we maintain a learning rate $2e^{-5}$ and fine-tune the parameters with Adam. During the testing phase, we evaluate the effect of a method in both detection and correction utilizing sentence-level accuracy, precision, recall, and F1 score. The order of training examples is the only difference between these baselines and our CL approach. Empirically, we choose $K = 10$ as the number of subsets in our method for CSC task.

A.4 SIGHAN13/14 Results

Due to the limitation of the pages, we put the experimental results on SIGHAN3/14 in Table 5.

A.5 Case Study

Table 6 shows the comparisons between the low and high similarity spelling errors. In the first example, “怒(nù)” is the erroneous character, “女(nǚ)” is the corrected character. The two characters

²<https://github.com/BYVoid/OpenCC>

| Dataset | Method | Detection Level | | | Correction Level | | |
|----------|---------------------------------------|-------------------------|-------------------------|-------------------------|-------------------------|-------------------------|-------------------------|
| | | Pre | Rec | F1 | Pre | Rec | F1 |
| SIGHAN13 | SpellGCN (Cheng et al., 2020) | 80.1 | 74.4 | 77.2 | 78.3 | 72.7 | 75.4 |
| | DCN (Wang et al., 2021) | 86.8 | 79.6 | 83.0 | 84.7 | 77.7 | 81.0 |
| | MLM-phonetics (Zhang et al., 2021) | 82.0 | 78.3 | 80.1 | 79.5 | 77.0 | 78.2 |
| | Soft-Masked BERT (Zhang et al., 2021) | 81.1 | 75.7 | 78.3 | 75.1 | 70.1 | 72.5 |
| | CL (Soft-Masked BERT) | 83.7 [†] | 77.5 [†] | 80.5 [†] | 77.9 [†] | 73.5 [†] | 75.6 [†] |
| | BERT (Xu et al., 2021) | 85.0 | 77.0 | 80.8 | 83.0 | 75.2 | 78.9 |
| | CL (BERT) | 87.2 [†] | 79.6 [†] | 83.2 [†] | 85.7 [†] | 78.8 [†] | 82.1 [†] |
| | REALISE (Xu et al., 2021) | <u>88.6</u> | <u>82.5</u> | <u>85.4</u> | <u>87.2</u> | <u>81.2</u> | <u>84.1</u> |
| | CL (REALISE) | 89.2[†] | 83.3[†] | 86.1[†] | 88.1[†] | 82.4[†] | 85.1[†] |
| | | | | | | | |
| SIGHAN14 | SpellGCN (Cheng et al., 2020) | 65.1 | 69.5 | 67.2 | 63.1 | 67.2 | 65.3 |
| | DCN (Wang et al., 2021) | 67.4 | 70.4 | 68.9 | 65.8 | 68.7 | 67.2 |
| | MLM-phonetics (Zhang et al., 2021) | 66.2 | <u>73.8</u> | <u>69.8</u> | 64.2 | <u>73.8</u> | <u>68.7</u> |
| | Soft-Masked BERT (Zhang et al., 2021) | 65.2 | 70.4 | 67.7 | 63.7 | 68.7 | 66.1 |
| | CL (Soft-Masked BERT) | 66.4 [†] | 71.5 [†] | 68.9 [†] | 64.8 [†] | 69.9 [†] | 67.3 [†] |
| | BERT (Xu et al., 2021) | 64.5 | 68.6 | 66.5 | 62.4 | 66.3 | 64.3 |
| | CL (BERT) | 66.1 [†] | 70.4 [†] | 68.2 [†] | 63.3 [†] | 68.0 [†] | 65.6 [†] |
| | REALISE (Xu et al., 2021) | <u>67.8</u> | 71.5 | 69.6 | 66.3 | 70.0 | 68.1 |
| | CL (REALISE) | 68.9[†] | 72.0[†] | 70.4[†] | 67.5[†] | 70.6[†] | 69.0[†] |
| | | | | | | | |

Table 5: The performance of our CL method and all baseline methods. "†" indicates that our CL method is able to enhance the corresponding baseline. To compare with previous models conveniently, we underline the previous state-of-the-art performance on SIGHAN13/14 datasets.

| | |
|--------------------------|---|
| Input: | 前总统老布什的孙 怒 (nù)很可爱。 The anger of former President Bush Sr. is very cute. |
| Correct: | 前总统老布什的孙女(nǚ)很可爱。 The <u>granddaughter</u> of former President Bush Sr. is very cute. |
| Difficulty: 0.541 | |
| Input: | 他们将联袂 住 (zhù)演这部作品。 They will live in this work together. |
| Correct: | 他们将联袂 主 (zhǔ)演这部作品。 They will <u>star</u> in this work together. |
| Difficulty: 0.927 | |

Table 6: Examples of spelling errors with low and high difficulty score. We mark the **input wrong/correct** characters in **red/blue**.

are only slightly acoustically similar. Therefore, the low difficulty score evaluated by our CL(REALISE) of this example is reasonable. In the second example, the erroneous character "住(zhù)" is extremely similar to the corrected character "主(zhǔ)" in both shape and pronunciation level. The difficulty score of the latter example is also significantly higher than the first example. This suggests that the model has learned how to distinguish between highly similar and slightly similar Chinese spelling errors.