

Ballot Length in Instant Runoff Voting

Kiran Tomlinson^{*1}, Johan Ugander², and Jon Kleinberg¹

¹Department of Computer Science, Cornell University

²Department of Management Science and Engineering, Stanford University

Abstract

Instant runoff voting (IRV) is an increasingly-popular alternative to traditional plurality voting in which voters submit rankings over the candidates rather than individual votes. In practice, municipalities often restrict the *ballot length*, the number of candidates a voter is allowed to rank on their ballot. We theoretically and empirically analyze how ballot length can influence the outcome of an election, given fixed voter preferences. We show that there exist preference profiles over k candidates such that up to $k - 1$ different candidates win at different ballot lengths. We derive exact lower bounds on the number of voters required for such profiles and provide constructions matching these bounds. Additionally, we fully characterize which sequences of winners are possible over ballot lengths and provide explicit profile constructions achieving any feasible winner sequence. Finally, we analyze a collection of 168 real-world elections, where we truncate rankings to simulate shorter ballots. We find that shorter ballots could have changed the outcome in one quarter of these elections and that longer ballots can favor particular candidates. Our results highlight ballot length as a consequential degree of freedom in the design of IRV elections.

1 Introduction

Instant runoff voting (IRV) has grown in popularity over the last two decades as an alternative to plurality voting for governmental and organizational elections. Also referred to as ranked choice voting (RCV), single transferrable vote (STV), alternative vote, preferential voting, or the Hare method, IRV allows voters to submit rankings over the candidates rather than voting for a single option. IRV determines a winner from these rankings by repeatedly eliminating the candidate who has the fewest ballots ranking them first; the ballots that listed this eliminated candidate first have their votes reallocated to the next candidate on their list. This process continues, repeatedly eliminating candidates, until only one candidate is left, and this candidate is declared the winner.

Proponents of IRV argue that this approach allows voters to report their full preferences, mitigates vote-splitting when similar candidates run, encourages civility in campaigning, and saves money compared to holding separate runoff elections [17, 25]. Many local elections in the United States use IRV, including in Minneapolis, San Francisco, Oakland, Berkeley, Santa Fe, and New York City, as well as statewide elections in Maine and Alaska. IRV is also used elsewhere around the world, including in Australia and Ireland.

However, IRV has vocal opponents who believe it to be too confusing for voters [24, 34], leading to outright bans on the use of IRV in Florida [2] and Tennessee [3]. One particular issue critics point to is the complexity of a ballot that asks voters to rank every candidate, especially when the number of candidates is large. One official tasked with running Utah’s first IRV election raised this as her primary concern after the election:

^{*}kt@cs.cornell.edu

| MAYOR | | |
|--|--|---|
| Rank your first, second and third choice candidates in the columns below. One to be elected. | | |
| 1 | 2 | 3 |
| 1st Choice Select One | 2nd Choice, if any Must be DIFFERENT from your 1st choice. Select One | 3rd Choice, if any Must be DIFFERENT from your 1st and 2nd choices. Select One |
| <input type="radio"/> OLE SAVIOR Republican | <input type="radio"/> OLE SAVIOR Republican | <input type="radio"/> OLE SAVIOR Republican |
| <input type="radio"/> KURTIS W. HANNA Prote Party | <input type="radio"/> KURTIS W. HANNA Prote Party | <input type="radio"/> KURTIS W. HANNA Prote Party |
| <input type="radio"/> ABDUL M RAHAMAN "THE ROCK" We the People | <input type="radio"/> ABDUL M RAHAMAN "THE ROCK" We the People | <input type="radio"/> ABDUL M RAHAMAN "THE ROCK" We the People |
| <input type="radio"/> BILL KAHN Left Minneapolis Mayor | <input type="radio"/> BILL KAHN Left Minneapolis Mayor | <input type="radio"/> BILL KAHN Left Minneapolis Mayor |
| <input type="radio"/> STEPHANIE WOODRUFF Democratic Farmer Labor | <input type="radio"/> STEPHANIE WOODRUFF Democratic Farmer Labor | <input type="radio"/> STEPHANIE WOODRUFF Democratic Farmer Labor |
| <input type="radio"/> JOHN LESLIE HARTWIG Independence | <input type="radio"/> JOHN LESLIE HARTWIG Independence | <input type="radio"/> JOHN LESLIE HARTWIG Independence |
| <input type="radio"/> DAN COHEN Jews Supporting Israel | <input type="radio"/> DAN COHEN Jews Supporting Israel | <input type="radio"/> DAN COHEN Jews Supporting Israel |
| <input type="radio"/> BOB "AGAIN" CARNEY JR Democratic Farmer Labor | <input type="radio"/> BOB "AGAIN" CARNEY JR Democratic Farmer Labor | <input type="radio"/> BOB "AGAIN" CARNEY JR Democratic Farmer Labor |
| <input type="radio"/> JAMES EVERETT Green Party | <input type="radio"/> JAMES EVERETT Green Party | <input type="radio"/> JAMES EVERETT Green Party |
| <input type="radio"/> DON SAMUELS Democratic Farmer Labor | <input type="radio"/> DON SAMUELS Democratic Farmer Labor | <input type="radio"/> DON SAMUELS Democratic Farmer Labor |
| <input type="radio"/> BETSY HODGES Democratic Farmer Labor | <input type="radio"/> BETSY HODGES Democratic Farmer Labor | <input type="radio"/> BETSY HODGES Democratic Farmer Labor |
| <input type="radio"/> RAHN V. WORKCUFF Independence Party | <input type="radio"/> RAHN V. WORKCUFF Independence Party | <input type="radio"/> RAHN V. WORKCUFF Independence Party |
| <input type="radio"/> BOB FINE Democratic Farmer Labor | <input type="radio"/> BOB FINE Democratic Farmer Labor | <input type="radio"/> BOB FINE Democratic Farmer Labor |
| <input type="radio"/> MARK V ANDERSON Socialist Government | <input type="radio"/> MARK V ANDERSON Socialist Government | <input type="radio"/> MARK V ANDERSON Socialist Government |
| <input type="radio"/> GREGG A. IVERSON Democratic Farmer Labor | <input type="radio"/> GREGG A. IVERSON Democratic Farmer Labor | <input type="radio"/> GREGG A. IVERSON Democratic Farmer Labor |
| <input type="radio"/> EDMUND BERNARD BRUYERE Legacy Next Generation | <input type="radio"/> EDMUND BERNARD BRUYERE Legacy Next Generation | <input type="radio"/> EDMUND BERNARD BRUYERE Legacy Next Generation |
| <input type="radio"/> CAPTAIN JACK SPARROW Cavalier Knights | <input type="radio"/> CAPTAIN JACK SPARROW Cavalier Knights | <input type="radio"/> CAPTAIN JACK SPARROW Cavalier Knights |
| <input type="radio"/> JACKIE CHERRYHOMES Democratic Farmer Labor | <input type="radio"/> JACKIE CHERRYHOMES Democratic Farmer Labor | <input type="radio"/> JACKIE CHERRYHOMES Democratic Farmer Labor |

(a) Minneapolis, MN: length 3

| For Mayor Four Year Term (Rank candidates in order of choice) | | No more than one oval per column. No more than one oval per candidate. | | | | | | | | | | | | | | |
|---|--|--|------------|------------|------------|------------|------------|------------|------------|------------|-------------|-------------|-------------|-------------|-------------|-------------|
| | | 1st Choice | 2nd Choice | 3rd Choice | 4th Choice | 5th Choice | 6th Choice | 7th Choice | 8th Choice | 9th Choice | 10th Choice | 11th Choice | 12th Choice | 13th Choice | 14th Choice | 15th Choice |
| Bragdon, Charles E. 31 Military Street | | | | | | | | | | | | | | | | |
| Brennan, Michael F. 29 Worthington Road | | | | | | | | | | | | | | | | |
| Bryant, Peter G. 18 Black Cove Estates #118 | | | | | | | | | | | | | | | | |
| Carmona, Ralph C. 155 North Street #2 | | | | | | | | | | | | | | | | |
| Dodge, Richard A. 1811 Forest Avenue | | | | | | | | | | | | | | | | |
| Duson, Jill C. 151 Pine Street | | | | | | | | | | | | | | | | |
| Eder, John M. 101 Pine Street | | | | | | | | | | | | | | | | |
| Haadoow, Hamza A. 1 Capital Lane | | | | | | | | | | | | | | | | |
| Lapchick, Jodie L. 7 Cashman Street | | | | | | | | | | | | | | | | |
| Marshall, David A. 41 Pine Street #2 | | | | | | | | | | | | | | | | |
| Mavodones, Nicholas M. Jr. 73 Chestnut Street | | | | | | | | | | | | | | | | |
| Miller, Markos S. 17 Atlantic Street | | | | | | | | | | | | | | | | |
| Rathband, Jed 4 Forest Street | | | | | | | | | | | | | | | | |
| Strimling, Ethan K. 211 Spring Street | | | | | | | | | | | | | | | | |
| Vail, Christopher L. 1119 Washington Avenue | | | | | | | | | | | | | | | | |
| Write-In | | | | | | | | | | | | | | | | |

(b) Portland, ME: unlimited length

Figure 1: Sample mayoral election ballots from Minneapolis, MN and Portland, ME. Minneapolis ballots allow voters to rank up to three of the candidates, while Portland ballots allow voters to rank all of the candidates.

My concern with the current RCV law is that we would recommend the number of rankings be limited to three or five instead of an unlimited number based on the number of candidates. So although you can list as many candidates as file on the ballot, I think it is a bit confusing to voters [...] For instance, in Minneapolis they rank three. In St. Paul, they rank five. They don't usually have them rank as many candidates as there are. (Sherrie Swensen, Salt Lake County Clerk, Nov 17 2021)

Indeed, many municipalities have a different number of ranking slots on their IRV ballots, what we refer to as *ballot length*: Oakland uses three, Alaska four, and New York City five. The count goes on: a ballot length of six would have been mandated by the failed 2019 Ranked Choice Voting Act proposing IRV for US Congressional elections [1]. In some jurisdictions such as Maine, voters can rank all of the candidates—even if there are 15 of them (see Figure 1 for such an example). In fact, plurality voting can be viewed as IRV with ballot length one: losing candidates are repeatedly “eliminated” (with no redistribution) until the candidate with a plurality is declared the winner.

While making ballots shorter does make them simpler, it also strays from a goal of IRV: allowing voters to express their complete preferences over the candidates. Critics of IRV also raise concerns about *ballot exhaustion* during the IRV algorithm, where all candidates ranked by a voter have been eliminated and that vote no longer contributes to subsequent tallies [10].¹ Ballot length is therefore subject to competing desires: shorter ballots are easier to fill out and simpler to print, but less informative about voter preferences.

Despite the apparent trade-offs involved in ballot length, there has been very little investigation of how these trade-offs might work. As noted above, plurality voting can be viewed as IRV with ballot length one, and so the fact that plurality and IRV can produce different outcomes already gives us a first indication that ballot length can have important consequences. But aside from work using simulation and a few real-world elections [6, 22] we do not have much insight into these consequences more generally. Perhaps, for example, there are underlying structural properties to be discovered that constrain how many winners are possible as we vary the length of the ballot. Or perhaps “anything goes,” and if we specify which candidate we’d like to see win at each possible ballot length, we can construct a set of rankings that produce each desired winner at the corresponding length.

¹We note that in plurality, any vote not cast for the winner is “exhausted” in this sense.

Overview of Results. In this paper, we show that the effect of ballot length essentially behaves like the latter extreme, where almost every sequence of outcomes is possible. In particular, we prove that modulo a simple feasibility constraint, it is possible to pick any sequence of candidates (with repetitions allowed), and to have this be the sequence of winners at ballot lengths $1, 2, 3, \dots$. For example, there are voter preferences such that one candidate wins if the election is run with an odd ballot length and another wins if the election has an even ballot length. We make a central assumption that voters have fixed ideal rankings and report as long a prefix of their ideal ranking as the ballot allows. Given k candidates, we show that up to $k - 1$ of them can win as the ballot length varies from $1, \dots, k - 1$ and voter preferences remain fixed. Moreover, we establish exact matching lower bounds on the number of voters required to produce $k - 1$ distinct winners.

We also consider how these results are affected if we make standard mathematical assumptions about voters. If we model voters abstractly as exhibiting single-peaked or single-crossing preferences, we prove that $k - 1$ distinct winners across ballot lengths cannot be achieved in these settings. We also consider voters who rank candidates according to a shared one-dimensional ideological spectrum; since such voters are both single-peaked and single-crossing, there cannot be $k - 1$ distinct winners in these cases. We find through simulation that in this one-dimensional case, ballot lengths above $k/2$ almost always produce the same winner as full IRV ballots.

Finally, we use data from 168 real-world elections from PrefLib [27] (most of them originally conducted using IRV), and we find that different winners across ballot lengths is a phenomenon that occurs commonly: at least two different candidates win across ballot lengths in 25% of the PrefLib elections. However, truly pathological cases with $k - 1$ winners appear to be extremely rare: we observe at most three distinct winners across ballot lengths, and that occurs only once in the 168 PrefLib elections. We note that one third of the elections initially used ballot length $h \leq 4$, where it is impossible to have more than three truncation winners. All of our code, data, and results are available at <https://github.com/tomlinsonk/irv-ballot-length>.

2 Related work

There has been considerable work on what happens when individual voters choose not to rank all the candidates—a practice sometimes called *voluntary truncation*—in contrast with *forced truncation* (i.e., ballot length restrictions) [22]. In many voting systems including IRV, election outcomes can change dramatically as voters independently choose to rank more or fewer candidates [33]. This matter has been studied from a computational angle as the *possible winners* problem, which asks, given a collection of partial ballots, which candidates could become winners as those ballots are filled out [23, 11, 7, 37, 6]. There is also a wide array of research on how partial ballots can be used for strategic voting and campaigning [7, 29, 28, 21, 18]. On the empirical side, voluntary truncation is a concern since it can lead to ballot exhaustion [10]. In political science, voluntary truncation is also referred to as *under-voting* [30]. Several studies have asked whether different demographic groups are more likely to under-vote and how this could have a disenfranchising effect [30, 12]. Along these lines, a simulation study found that if a minority group truncates their ballots more than a majority group, this can disproportionately hurt the minority [20]. There has also been research on “over-voting” in IRV, which refers to ranking a single candidate in more than one position (e.g., first and second), especially its correlation with minority voting populations [30, 31].

In contrast to these questions, we investigate what happens when all voter preferences are globally truncated as a result of ballot length. That is, we focus on a question of election design rather than on voter choice. In this direction, Ayadi et al. investigated how likely it is for IRV with shortened ballots to produce the full-ballot winner in the Mallows model and in five PrefLib elections [6]. However, all five PrefLib elections they studied produced the full-ballot winner at all ballot lengths—in analyzing a larger collection of 168 PrefLib elections, we find multiple winners across ballot lengths in 25% of them. Ayadi et al. also examined several other interesting facets of IRV ballot length, including a low-communication IRV protocol (which can be thought of as online, per-voter ballot length customization) and the complexity of the possible winners problem under truncated ballots. The issue of ballot length in IRV was also touched on by Kilgour et al., who examined its effect in simulation for $k = 4, 5$, and 6 candidates [22], where they found up to $k - 2$ distinct winners across ballot lengths. We prove that in fact $k - 1$ winners are possible

Algorithm 1 Instant runoff voting.

```
1: Input: candidates  $1, \dots, k$ , partial rankings  $\pi_j$  over the candidates for each voter  $j$ 
2:  $\pi_j^{(0)} \leftarrow \pi_j, \forall j$ 
3:  $C = \{i \in \{1, \dots, k\} \mid \exists j : i \in \pi_j\}$  ▷ Non-eliminated candidates
4:  $\ell \leftarrow 0$ 
5: while  $|C| > 1$  do
6:    $B = \{j \mid |\pi_j^{(\ell)}| > 0\}$  ▷ Non-exhausted ballots
7:    $i^* \leftarrow \arg \min_i \sum_{j \in B} \mathbf{1} [\pi_j^{(\ell)}(1) = i]$  ▷ Break ties as desired
8:    $\ell \leftarrow \ell + 1$ 
9:    $C \leftarrow C \setminus \{i^*\}$ 
10:   $\pi_j^{(\ell)} \leftarrow \pi_j^{(\ell-1)} \setminus \{i^*\}, \forall j$ 
11: return the winner, the last remaining candidate in  $C$ 
```

for all $k \geq 3$ and that arbitrary winner sequences can occur over ballot lengths. Ballot length has been considered in contexts other than IRV—for instance, research on the Boston school choice mechanism found that limiting the number of schools parents could rank to five resulted in undesirable strategic behavior [4].

3 Preliminaries

An IRV election consists of k candidates labeled $1, \dots, k$ and n voters. Each voter j has a preference ordering over a subset of the candidates denoted by the ordered subset π_j , which we refer to as a *ballot*. At any point down the ballot, π_j can terminate, at which point the voter is indifferent over the remaining options. If π_j includes all candidates, we call it *full*, otherwise we call it *partial*. We call a collection of ballots a *profile*. Given a profile, IRV proceeds by eliminating the candidate with the fewest ballots ranking them first at each step and removing them from all ballots. Ballots that have all their candidates eliminated are *exhausted*. Eliminations continue until only one candidate remains, who is declared the winner (equivalently, one can terminate when one candidate has the majority of votes from non-exhausted ballots). Ties can be broken as desired (for instance, by coin-flip), although they are unlikely in large elections.

Formally, for each voter j , let $\pi_j^{(\ell)}$ be their ballot after step ℓ of IRV, with $\pi_j^{(0)} = \pi_j$. Let $\pi_j^{(\ell)}(h)$ denote the candidate ranked in position h by this ballot, with lower indices h corresponding to more preferred positions. A ballot $\pi_j^{(\ell)}$ at step ℓ is said to be a *vote* for candidate i if $\pi_j^{(\ell)}(1) = i$. Algorithm 1 formally defines the IRV algorithm for determining a winner given a profile $\{\pi_1, \dots, \pi_n\}$.

In many real-world elections, the number of candidates a voter can rank is limited to $h < k$, which we call the *ballot length*. We assume that if the ballot length is h , voters submit the length h prefix $\pi_j(1, \dots, h)$ of their ideal ballot π_j . Voters who would have submitted a ranking listing h or fewer candidates are unaffected. We note that it is possible that real-world voter behavior could be influenced by ballot length. However, our focus is on the IRV mechanism itself rather than strategic voting, so we use fixed preferences to illustrate that IRV is sensitive to ballot length *even with fixed preferences*, leaving strategic considerations for future work. Additionally, note that there is no difference between running IRV with ballot length k and $k - 1$: since there is only one candidate remaining after the $(k - 1)$ st elimination, reallocation has no effect.

The main question we focus on is how ballot length affects an election. For instance, how many different candidates can win as the ballot length varies for a fixed profile? In order to address this question, we make some assumptions about the lack of consequential ties, since in trivial cases such as zero voters, any candidate can win depending on tie-breaks. We say that a profile is *consequential-tie-free* if tie-breaks do not affect the winner under any ballot length h . We say it is *elimination-tie-free* if a tie for last place never occurs when running IRV for any ballot length h . Finally, we say it is *tie-free* if no two candidates ever have tied vote counts when running IRV at any ballot length h . We note that the problem of determining if a given candidate could win under some tie-breaking sequence is known to be NP-complete [13].

The following lemma is very useful to keep in mind for our analysis, so we provide it here as a warm-up. Intuitively, it states that the candidate elimination order under IRV with ballot length h is the same up to the h th elimination as it would be under full ballots (if no ties for elimination occur). After the h th elimination, the elimination order at ballot length h can diverge from the full-ballot elimination order.

Lemma 1. *Given any elimination-tie-free profile, candidate i is eliminated ℓ th at ballot length $h \geq \ell$ if and only if i is eliminated ℓ th at ballot length $h' > h$.*

Proof. (\Rightarrow) Suppose i is the ℓ th eliminated at ballot length $h \geq \ell$. Increasing the ballot length to $h' > h$ has no effect until the $(h + 1)$ th elimination is being decided, since no ballot will become exhausted due to truncation until that point. Thus i is the ℓ th eliminated at ballot length h' .

(\Leftarrow) Suppose i is eliminated ℓ th at ballot length $h' > h \geq \ell$. Shortening the ballot length from h' to h does not affect eliminations before the $(\ell + 1)$ th, so i is eliminated ℓ th at ballot length h . \square

4 Worst-case analysis of ballot truncation

We say a profile has c *truncation winners* if c different candidates can win depending on the ballot length. Previous simulation work [22] found up to $k - 2$ truncation winners for $k = 4, 5$, and 6. One of our main results is that up to $k - 1$ truncation winners are possible for any k . We first note that it is impossible to have all k candidates win under different ballot lengths, since lengths k and $k - 1$ behave the same way.

First, we establish an exact lower bound on the number of voters required in order to achieve $k - 1$ truncation winners in consequential-tie-free profiles. Then, we provide an explicit construction achieving this bound exactly. Our construction not only shows that $k - 1$ truncation winners are possible, but that *any* sequence of winners over ballot lengths can be realized (modulo a simple feasibility constraint). We then explore other restrictions on profiles, including single-peaked and single-crossing preferences, where we show that $k - 1$ truncation winners are impossible. For single-peaked preferences, we also prove a lower bound of $\Omega(\sqrt{k})$ on the number of achievable truncation winners. We then provide a parallel voter lower bound for $k - 1$ truncation winners in tie-free profiles and a matching construction, demonstrating that these pathologies are not a byproduct of tie-breaking, but are an inherent part of IRV. However, an additional $\Omega(k)$ voters are required to produce $k - 1$ truncation winners in the tie-free case. Through a different construction strategy, we also show that only $O(k)$ distinct ballot types are needed to produce $k - 1$ truncation winners. All proofs can be found in Appendix A.

Our voter lower bounds for $k - 1$ truncation winners are based on the observation that the winner at $h = 1$ (the plurality winner) must be eliminated second under ballot lengths ≥ 2 for $k - 1$ truncation winners to occur. In order for the plurality winner to be eliminated second, the first elimination must redistribute enough votes to cause every other candidate to overtake the plurality winner.

Theorem 1. *For any $k > 3$, a consequential-tie-free profile must contain at least $2k^2 - 2k$ voters in order to produce $k - 1$ truncation winners. For $k = 3$, the lower bound is $k^2 = 9$.*

We now provide our main theoretical result: an explicit construction for consequential-tie-free profiles matching the $2k^2 - 2k$ voter lower bound, showing that $k - 1$ truncation winners can occur for any $k \geq 3$. Our construction can actually produce *any* sequence of winners over ballot lengths $1, \dots, k - 1$, provided that a candidate has not yet been eliminated. Some truly pathological scenarios can therefore arise: for instance, one candidate could win at all odd ballot lengths and another at all even ballot lengths.

Theorem 2. *Given $k > 3$ candidates, label them $1, \dots, k$ in their full-ballot IRV elimination order. Fix any sequence of candidates w_1, \dots, w_{k-1} such that $w_h \in \{h + 1, \dots, k\}$ for all $h \in [k - 1]$. There exists a consequential-tie-free profile with $2k^2 - 2k$ ballots whose sequence of truncated IRV winners from $h = 1, \dots, k - 1$ is w_1, \dots, w_{k-1} . Any sequence where $w_h \leq h$ for some $h \in [k - 1]$ is impossible to realize as the sequence of truncated IRV winners for any consequential-tie-free profile.*

The idea behind the construction is to maintain a tie for second place among all candidates but two: the candidate about to be eliminated, who is in last, and the candidate who is next in the winner sequence,

who is in first. By carefully designing ballots, they become exhausted at just the right moment to freeze the order once we reach step h of IRV.

4.1 Restrictions on profiles

Since IRV can behave very erratically across ballot lengths for general profiles, we might hope that imposing restrictions on the space of profiles makes IRV more well-behaved. We consider three classic profile restrictions from voting theory, single-peaked [8, 5], single-crossing [19], and 1-Euclidean preferences (see [15] for a survey of preference restrictions).

Definition 1. *A profile is single-peaked if there exists an order $<$ over the candidates such that, for every ballot b ranking i first, if k is ranked higher than j in b , then $j < k < i$ or $i < k < j$.*

Definition 2. *A profile is single-crossing if there exists an ordering L of the ballots such that for every ordered pair of candidates (i, j) , the set of ballots ranking i above j forms an interval of L .*

Definition 3. *A profile is 1-Euclidean if there exist embeddings of the voters and candidates in $[0, 1]$ such that if voter b is closer to candidate i than to candidate j , then voter b ranks i above j .*

Intuitively, single-peaked profiles arise when there is a political axis arranging candidates from left to right and voters prefer candidates closer to their ideal point on the axis (each voter can have their own ideal point). Single-crossing preferences arise when voters are arranged on an ideological axis and each candidate is most appealing to voters at a certain point on this axis. While the definitions appear similar, neither condition implies the other. 1-Euclidean profiles are both single-peaked and single-crossing—but there are profiles that are both single-peaked and single-crossing, but not 1-Euclidean [16].

In contrast to general profiles, where $k - 1$ truncation winners can occur, we show that such cases are impossible under either single-peaked or single-crossing preferences (and therefore 1-Euclidean profiles).

Theorem 3. *With $k \geq 5$ candidates, no consequential-tie-free single-peaked profile can result in $k - 1$ truncation winners.*

Theorem 4. *With $k \geq 5$ candidates, no consequential-tie-free single-crossing profile can result in $k - 1$ truncation winners.*

Although the upper bound on truncation winners is strictly lower for single-peaked profiles than for general profiles, the number of achievable truncation winners still grows with k . In particular, we can show that $\Omega(\sqrt{k})$ truncation winners are possible in a consequential-tie-free single-peaked profile with $\Theta(k)$ voters. Like our general constructions, this proof relies on partial preferences.

Theorem 5. *With $k = \kappa(\kappa + 1)/2$ candidates ($\kappa \geq 3$), there is a single-peaked consequential-tie-free profile with $3\kappa(\kappa + 1)/2$ voters and partial ballots that results in κ distinct truncation winners.*

The exact upper bound on the number of truncation winners for single-peaked (and single-crossing) preferences remains an open question—it could be as large as $k - 2$. Additionally, we do not know a non-trivial lower bound on the number of truncation winners for single-crossing profiles.

4.2 Restrictions on ties

Since our main theorem allows ties (albeit only ties that do not affect the winners), one might be concerned that the large number of truncation winners is a byproduct of these ties. In the following results, we show that even if no vote counts are ever tied, there can still be arbitrary truncation winner sequences. As before, we start by establishing lower bounds on the number of voters required for $k - 1$ truncation winners and then provide a matching construction for tie-free profiles achieving any truncation winner sequence.

Theorem 6. *For any $k \geq 3$, an elimination-tie-free profile must contain at least $(k^3 - 3k)/2$ voters in order to produce $k - 1$ truncation winners.*

Theorem 7. *For any $k \geq 3$, a tie-free profile must contain at least $(2k^3 - 5k^2 + 3k)/2$ voters in order to produce $k - 1$ truncation winners.*

Note that for consequential-tie-free profiles, the lower bound on voters for $k - 1$ truncation winners is $\Omega(k^2)$, but $\Omega(k^3)$ for elimination-tie-free and tie-free profiles.

Theorem 8. *Given the same setup as in Theorem 2, there exists a tie-free profile with $(2k^3 - 5k^2 + 3k)/2$ ballots whose sequence of truncated IRV winners from $h = 1, \dots, k - 1$ is w_1, \dots, w_{k-1} .*

The constructions for consequential-tie-free and tie-free profiles both use $\Theta(k^2)$ distinct ballots. However, we now show that only $\Theta(k)$ distinct ballots are required to produce $k - 1$ truncation winners. This is asymptotically tight, since each candidate who wins at some ballot length needs at least one ballot type listing them first.

Theorem 9. *Given $k > 3$ candidates, there is a tie-free profile producing $k - 1$ truncation winners with $\Theta(k^3)$ voters of $\Theta(k)$ types.*

4.3 Full ballots

So far, all of our constructions have relied on partial ballots. For profiles with full ballots, a simple extension of our constructions using filler candidates allows us to achieve up to $k/2$ truncation winners, and in fact any feasible sequence of winners in the first half of ballot lengths. While we have not found a general construction with full ballots and $k - 1$ truncation winners, we have found full-ballot elimination-tie-free profiles with $k - 1$ truncation winners up to $k = 10$ using a linear-programming-based search (described at the end of this section). Full ballots make intuitive constructions more challenging, but do not appear to prevent a large number of truncation winners, although a rigorous understanding of how a full ballot requirement does or doesn't change our results remains an open question.

Corollary 1. *Let $k = 2\kappa$ for some $\kappa > 3$. Label the candidates $1, \dots, 2\kappa$ in order of their elimination under full ballots. Fix any sequence $w_1, \dots, w_{\kappa-1}$ such that $w_h \in \{\kappa + h + 1, \dots, 2\kappa\}$ for all $h \in [\kappa - 1]$. There exists a full-ballot consequential-tie-free profile with $2\kappa^2 - 2\kappa$ voters and a full-ballot tie-free profile with $(2\kappa^3 - 5\kappa^2 + 3\kappa)/2 + \kappa(\kappa - 1)/2$ voters whose sequences of truncation winners from $h = 1, \dots, \kappa - 1$ are $w_1, \dots, w_{\kappa-1}$.*

Proof. Perform the same constructions as in the proofs of Theorems 2 and 8, but with κ instead of k . Then add in another κ candidates with zero first place votes, which are always immediately eliminated (for the tie-free construction, these candidates need $0, \dots, \kappa - 1$ first-place votes to avoid a tie, resulting in the extra $\kappa(\kappa - 1)/2$ ballots). Use them to fill in all the partial ballots generated by the construction up to position κ . Then fill in all ballots with the remaining candidates arbitrarily. Up to $h = \kappa$, the construction performs exactly as before, since all of the filler candidates are eliminated first regardless of ballot length, allowing the ballots to act as if they were partially filled out. No guarantees are made about the behavior under ballot lengths $h = \kappa + 1, \dots, 2\kappa$. \square

If instead of requiring ballots to be full, we instead require them to all have length at least $k/2 - c$, we can improve the above extension of our constructions and get an additional c ballot lengths at which we can specify the winner.

Corollary 2. *Let $k = 2\kappa$ for some $\kappa > 3$. Suppose we require ballots to have length at least $\kappa - c$ for $c < \kappa$. Label the candidates $1, \dots, 2\kappa$ in order of the elimination under full ballots. Fix any sequence $w_1, \dots, w_{\kappa+c-1}$ such that $w_h \in \{\kappa - c + h + 1, \dots, 2\kappa\}$ for all $h \in [\kappa - 1]$. There exists a consequential-tie-free profile with $2\kappa^2 - 2\kappa$ ballots and a tie-free profile with $(2\kappa^3 - 5\kappa^2 + 3\kappa)/2 + (\kappa - c)(\kappa - c - 1)/2$ ballots whose sequence of truncated IRV winners from $h = 1, \dots, \kappa + c - 1$ is $w_1, \dots, w_{\kappa+c-1}$.*

Proof. If we can make ballots as short as $\kappa - c$, then we can perform the same construction as above, but using c fewer fillers. Shortening ballots to $\kappa - c$ ensures that ballots will become exhausted when needed,

while using fewer than $\kappa - c$ fillers. Those unused fillers are now additional candidates who could be made to win at longer ballot lengths, up to $\kappa + c - 1$. As before, we need to give the fillers $0, \dots, k - c - 1$ first-place votes to avoid ties in the tie-free construction, resulting in the extra $(\kappa - c)(\kappa - c - 1)/2$ ballots. \square

Given that explicit full-ballot constructions appear quite challenging, we turn to a computational approach to investigate whether full-ballot profiles can produce $k - 1$ truncation winners. Using a linear programming (LP) search, we identified elimination-tie-free profiles with full ballots and $k - 1$ truncation winners for $k = 4, 5, 6, 7, 8, 9, 10$ (the sizes of these profiles are shown in Table 1). Moreover, this approach was able to find instances with voter counts matching the exact lower bound in Theorem 6 for $k = 5, 6, 7$. Our approach was not able to match the voter lower bound for $k = 4$. For $k > 7$, we faced runtime constraints since the number of variables is exponential in the number of candidates, leading us to restrict the search space (described in further detail below). We consider elimination-tie-free profiles since they are easiest to encode as an LP, where we use constraints to enforce unambiguous eliminations.

Table 1: LP full-ballot constructions. We used different search strategies for $k \leq 7$ and $k \geq 8$, leading to profiles farther from the ballot lower bound for $k \geq 8$.

| k | # truncation winners | ballot types | ballots | ballots lower bound (Theorem 6) |
|-----|----------------------|--------------|---------|---------------------------------|
| 4 | 3 | 7 | 29 | 26 |
| 5 | 4 | 12 | 55 | 55 |
| 6 | 5 | 23 | 99 | 99 |
| 7 | 6 | 36 | 161 | 161 |
| 8 | 7 | 57 | 974 | 244 |
| 9 | 8 | 85 | 1759 | 351 |
| 10 | 9 | 122 | 4855 | 485 |

The idea behind the search is to construct possible elimination orders across all h that could result in $k - 1$ winners, express these as conditions on the sums of counts of every full ballot type in S_k (the set of all possible permutations on k elements), and then use an LP to find a feasible real-valued solution of ballot type counts that result in that elimination order. We round these fractional ballot counts to be integers and check if the resulting profile has the desired elimination order. If not, we can try another possible elimination order or increase the gaps in the constraints so that rounding is less likely to make a solution infeasible. For $k \leq 7$, we tested all possible elimination orders, but only tested a single elimination order for $k \geq 8$ due to runtime constraints.

As an example, let $k = 5$. Label the candidates 1, 2, 3, 4, 5 in order of their full-ballot IRV elimination. If we are to have 4 truncation winners, they must be 2, 3, 4, 5, and they must win in that order at $h = 1, 2, 3, 4$. By construction, the elimination order at $h = 4$ is 1, 2, 3, 4, 5. However, at $h = 3$, the elimination order must be 1, 2, 3, 5, 4, since 4 wins. At $h = 2$, the elimination order can be 1, 2, 4, 5, 3 or 1, 2, 5, 4, 3. At $h = 1$, it can be one of six options, corresponding to the permutations of 3, 4, 5: 1, {3, 4, 5}, 2. There are thus 12 possible elimination orders across ballot lengths we to consider that could result in 4 truncation winners.

Formally, let x_π denote the number of ballots with the ranking $\pi \in S_k$ over the candidates. Fix an elimination order over all ballot lengths and let the $(k - 1) \times (k - 1)$ matrix E store the elimination orders over ballot lengths $1, \dots, k - 1$. That is, E_{hi} is the index of the candidate eliminated at round i with ballot length h . Let $r(h, i)$ denote the set of remaining candidates at round i with ballot length h that are not eliminated at round i . Let $b(h, i, j) \subset S_k$ denote the set of ballot types that would be assigned to candidate j at round i with ballot length h . Note that $b(h, i, j)$ and $r(h, i)$ depend on the fixed elimination order. Let $C \geq 1$ be the elimination gap (the smallest number of votes by which eliminations are decided).

The linear program for finding $k - 1$ truncation winner constructions, minimizing the number of ballots, is then:

$$\begin{aligned}
& \text{minimize} && \sum_{\pi \in S_k} x_\pi \\
& \text{subject to} && x_\pi \geq 0, \quad \pi \in S_k, \\
& && C + \underbrace{\sum_{\pi \in b(h,i,E_{hi})} x_\pi}_{\# \text{ votes for } E_{hi}} \leq \underbrace{\sum_{\pi \in b(h,i,j)} x_\pi}_{\# \text{ votes for } j}, \quad h = 1, \dots, k-1; \quad i = 1, \dots, k-1; \quad j \in r(h,i).
\end{aligned} \tag{1}$$

The second type of constraint encodes each elimination that takes place during IRV at each ballot length, ensuring that the eliminated candidate E_{hi} has fewer votes in that round it is eliminated than each remaining candidate $j \in r(h,i)$. We chose the objective function to find profiles with few ballots.

It remains an open question whether there exist full ballot profiles for every k that result in $k-1$ truncation winners (or any truncation winner sequence). Given the computational evidence from these LPs up to $k=10$ candidates, we conjecture that there are such profiles.

4.4 Ballot length in simulation

Our theoretical results show that the winner of an IRV election can change dramatically as the ballot length varies. Here, we ask how likely these changes are through simulated profiles. Such simulation analysis was previously conducted for $k=4, 5, 6$ [22]. We extend these simulations up to $k=40$ (our real-world IRV data has examples of elections with up to ≈ 30 candidates). The code, results, and instructions for reproducing these simulations can be found at <https://github.com/tomlinsonk/irv-ballot-length>.

We simulate two different types of profiles: general profiles with rankings sampled uniformly from S_k and 1-Euclidean profiles with voters and candidates embedded in one dimension. For the general profiles, we fix 1000 voters, while we simulate uniform continuous voters for 1-Euclidean profiles. With uniform continuous voters, the number of first-place votes a candidate i has is the size of the interval of $[0, 1]$ containing points closer to i than any other candidate. Note that there are only $\binom{k}{2} + 1$ distinct rankings in a 1-Euclidean profile [14]: the ranking of a voter at $x=0$ lists candidates in left-right order, and as we sweep x to the right, the ranking of a voter at x only changes when we cross one of the $\binom{k}{2}$ midpoints between candidates. We can either compute the regions with these $\binom{k}{2} + 1$ distinct rankings or simply iteratively delete the candidate with the fewest first-place votes.

For both general and 1-Euclidean profiles, we simulate both complete and partial ballots to gauge the effect of forced truncation with and without voluntary truncation. For general profiles with partial ballots, we independently and uniformly perform voluntary truncation on each voter's preferences before applying forced truncation in the form of ballot length. For 1-Euclidean partial ballots, we do the same with each of the $\binom{k}{2} + 1$ ballot types.

In Figure 2, we show the probability that the full-ballot IRV winner is selected with each ballot length $1, \dots, k-1$ for $k=3, \dots, 40$. The heatmaps were qualitatively very similar for complete and partial ballots, so we relegate the partial ballot heatmaps in Appendix B. Note that for $k=2$, the IRV and plurality winners are identical (i.e., ballot length doesn't matter). For general preferences, the probability of selecting the full-ballot IRV winner increases smoothly as ballot length increases. Additionally, for any fixed ballot length, the probability of selecting the IRV winner decreases as the number of candidates increases. For instance, for $h=3$, the probability of selecting the IRV winner first dips below 50% at $k=12$. For 1-Euclidean preferences, small ballot lengths are even less likely to produce the full IRV winner: for $h=3$, the probability drops first below 50% for $k=9$. On the other hand, there is a rapid increase in probability around $h=k/2$. For ballots longer than $k/2$, 1-Euclidean preferences almost always produce the full IRV winner.

In Figure 3, we plot the mean and maximum observed numbers of truncation winners across ballot lengths. While the difference between general and 1-Euclidean profiles was pronounced in the previous heatmaps, they result in almost the same number of truncation winners on average. Additionally, these simulated profiles

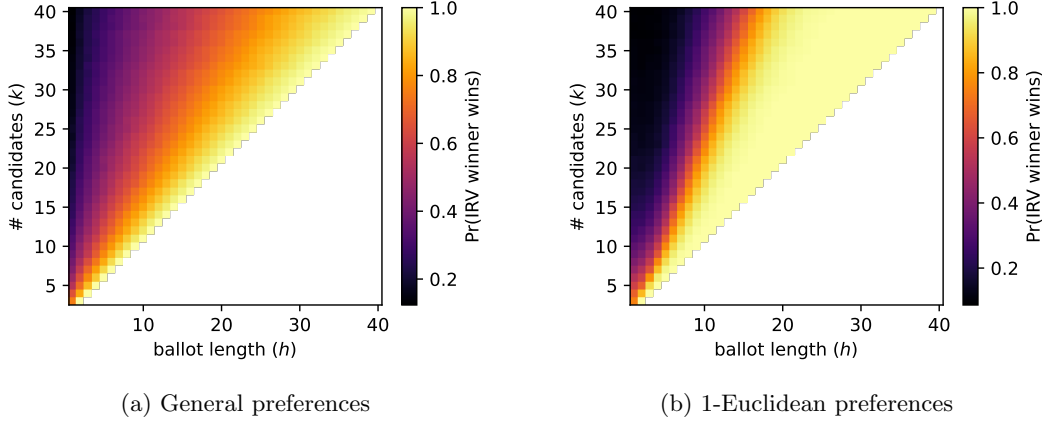


Figure 2: Probability that truncated ballots produce the full IRV winner for candidate counts $k = 2, \dots, 40$ and ballot lengths $h = 1, \dots, k - 1$. For general ballots (1000 sampled uniformly from S_k), the probability of producing the IRV winner increases smoothly with the ballot length h . For 1-Euclidean preferences, there is a sharper transition around $h = k/2$, after which longer ballots have little effect.

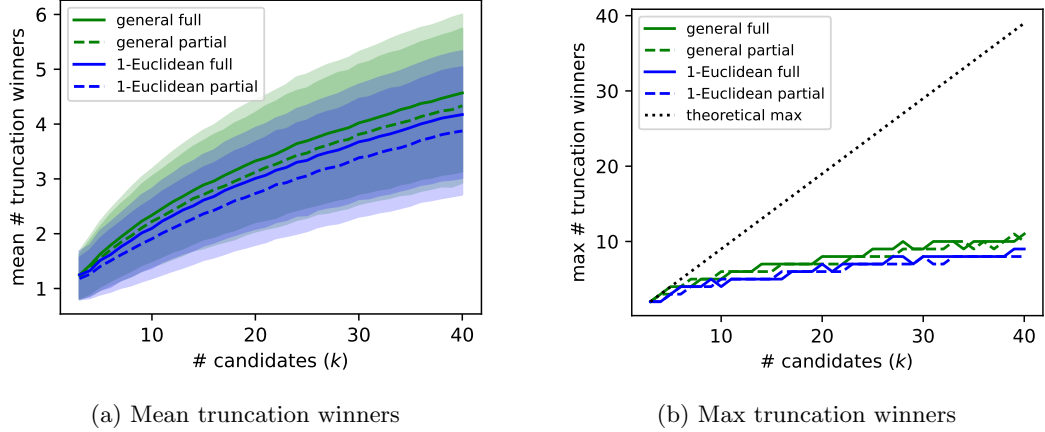


Figure 3: Mean and maximum number of truncation winners observed across 10000 simulation trials for general and 1-Euclidean preferences, and $k = 3, \dots, 40$. The shaded regions show standard deviation across trials. To simulate partial ballots, each ballot is voluntarily truncated at a random length between 1 and k . While up to $k - 1$ truncation winners are possible, the mean number of truncation winners only reaches 4 around $k = 40$. 1-Euclidean profiles and profiles with partial ballots tend to produce slightly fewer truncation winners.

tend to have a small number of truncation winners relative to the theoretical maximum. On average for $k \leq 10$, there are around two truncation winners, while the theoretical maximum is nine. Additionally, the maximum observed number of winners in 10000 simulated trials was well below the theoretical maximum, especially for larger k : we only began generating any profiles with 10 truncation winners around $k = 40$.

Intuitively, these simulation results therefore indicate that profiles with large numbers of truncation winners are very rare in the space of profiles, at least under these (uniform) measures. However, they do not appear to be significantly rarer among 1-Euclidean profiles than among general profiles, as one might have expected given the increased structure of 1-Euclidean profiles. On the other hand, profiles in which there are more than one winner across ballot lengths are very common. Thus, while truly extreme cases with $k - 1$ truncation winners might be rare, cases where ballot length has an effect occur readily in simulation.

Table 2: Dataset summary.

| PrefLib name | Election locale | # Elections | k | h | # Ballots |
|--------------|------------------------|-------------|------|------|--------------|
| apa | Am. Psych. Association | 12 | 5 | 5 | 13318–20239 |
| aspen | Aspen, CO | 2 | 5–11 | 4–9 | 2468–2520 |
| berkeley | Berkeley, CA | 1 | 4 | 3 | 4171 |
| burlington | Burlington, VT | 2 | 6 | 5 | 8974–9756 |
| debian | Debian Project | 8 | 4–9 | 4–9 | 143–504 |
| ers | Anon. organizations | 87 | 3–29 | 3–29 | 9–3419 |
| glasgow | Glasgow, Scotland | 21 | 8–13 | 8–13 | 5199–12744 |
| irish | Dublin, Ireland | 3 | 9–14 | 9–14 | 29988–64081 |
| minneapolis | Minneapolis, MN | 2 | 7–9 | 3 | 32086–36655 |
| oakland | Oakland, CA | 7 | 4–11 | 3 | 11235–143860 |
| pierce | Pierce County, WA | 4 | 4–7 | 3 | 39974–298438 |
| sf | San Francisco, CA | 14 | 4–25 | 3 | 17675–193854 |
| sl | San Leandro, CA | 3 | 4–7 | 3 | 22360–25316 |
| takomapark | Takoma Park, WA | 1 | 4 | 4 | 202 |
| uklabor | UK Labour Party | 1 | 5 | 5 | 266 |

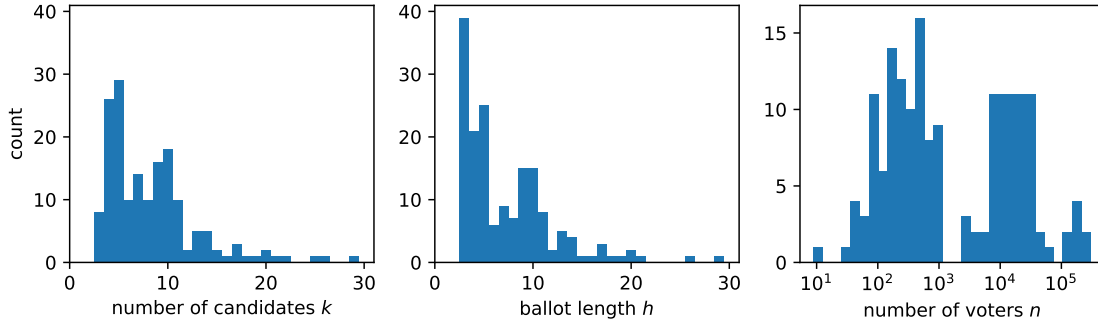


Figure 4: Distributions of candidate counts, ballot lengths, and voter counts in the PrefLib election datasets.

5 Truncating real-world election data

Given that many truncation winners are theoretically possible, we now ask how often multiple truncation winners occur in real-world election data. To this end, we analyze voter rankings from 168 elections in PrefLib [27]. This collection includes 12 American Psychological Association (APA) presidential elections [32] ($h = 5$), 14 San Francisco local elections ($h = 3$), and 21 Glasgow local elections ($h = k$). See Table 2 for a summary of the elections we analyze. Some of these PrefLib datasets included a small number of ballots with multiple candidates listed at the same rank (0.5% of ballots across all elections), which we omit. The data files for the PrefLib elections, as well as code for reproducing all the plots, are located at <https://github.com/tomlinsonk/irv-ballot-length>.

In order to evaluate the impact of ballot length, we truncate the rankings at each possible shorter ballot length than the election actually used. We then run IRV on the truncated ballots. We assume that if ballots had been shorter, voters would have reported the same ranking, but truncated to the ballot length. It is possible that voters would express their preferences differently depending on the ballot length, so our approach should be seen as an approximation to this counterfactual scenario.

In 41/168 elections, there were two different winners across ballot lengths, and in one election, there were three different winners. Overall, 25% of the elections were sensitive to ballot length. Among the 85 elections with ballot length $h \leq 5$, 14% (12) of them had two different truncation winners. In order to better

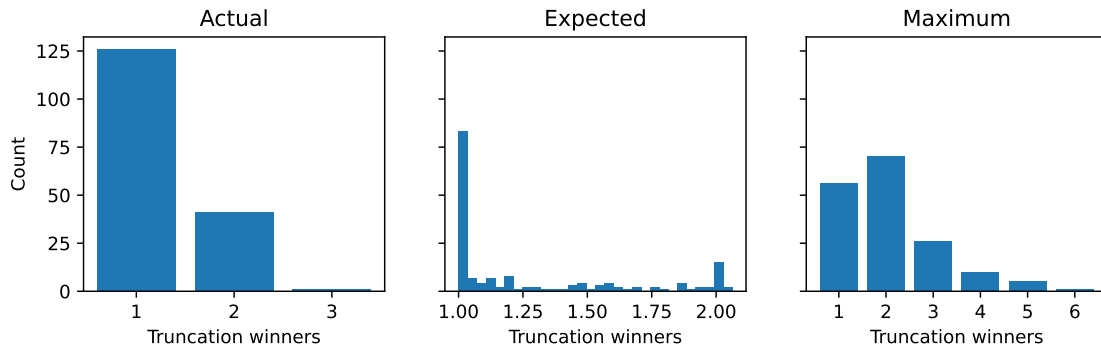


Figure 5: (Left) Distribution of truncation winner count in the PrefLib election datasets. (Center) Expected number of truncation winners under resampling. (Right) Maximum number of truncation winners observed in 10000 resampling trials.

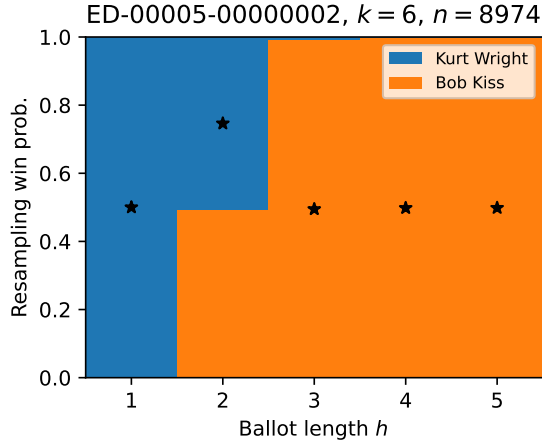
understand the landscape of possible outcomes in each election, we also performed resampling of ballots. Given a collection of n ballots, we resample a collection of n ballots with replacement to simulate another possible election outcome with the same pool of voters. We then truncate those collections of votes to assess the impact of ballot length. In 10000 resampling trials, we observed up to six different truncation winners across the elections, but the expected number of truncation winners under resampling was between one and two for all elections (see Figure 5).

We also use ballot resampling to visualize the possible outcomes of an election across ballot length in Figure 6. At each ballot length, we plot the probability that each candidate has of winning under resampling. For instance, in the 2009 Burlington Mayoral election (Figure 6a), we estimate that Kurt Wright and Bob Kiss would have had equal probabilities of winning if Burlington had used ballot length $h = 2$. On the other hand, Kurt Wright was the clear plurality winner ($h = 1$) and Bob Kiss was the clear IRV winner ($h = 5$). In other elections, we find that a candidate would have benefitted disproportionately from shorter ballots. For instance, in the 2007 Glasgow City Council Partick Ward election (Figure 6b), the election would have been won more decisively by Kenny McLean at ballot lengths 1, 2, or 3. With full ballots, the election could easily have been won by Aileen Colleran, who benefitted disproportionately from longer ballots. In one particularly chaotic election (part of the anonymized Electoral Reform Society dataset, Figure 6d), we found that the winner would have won at ballot lengths 1–3, 12–13, and 21–26, while another candidate would have won at lengths 4–11 and a third candidate would have won at lengths 14–20. In order for such scenarios to occur, the elections need to be “close,” though as we discuss further in the next section, it is an interesting direction for further work to formalize a mathematically precise definition of “closeness” that captures these effects.

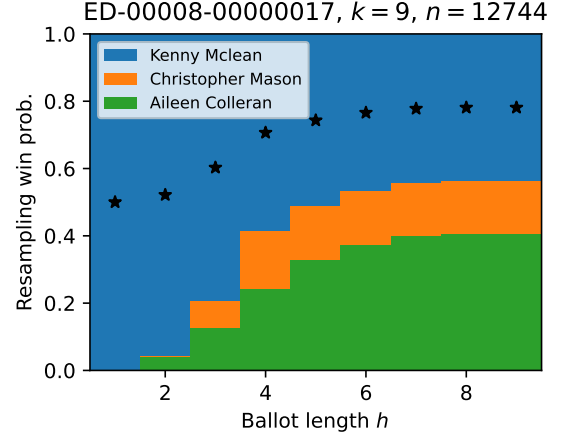
6 Discussion

Our theoretical results are fairly pessimistic: IRV election outcomes can change dramatically with ballot length. Our analysis of real and simulated data, on the other hand, presents a more mixed picture: ballot length regularly has an effect on the identity of the winner even in real elections, but the extreme changes between winners that are theoretically possible rarely occur, which may be cause for some degree of optimism. Nonetheless, changes in ballot length can often result in two or three different winners, even when the ballot length is short.

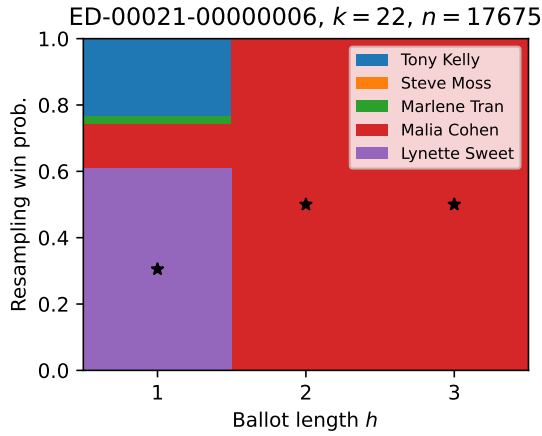
There are a number of open theoretical questions around ballot length. First, is it possible to achieve every feasible truncation winner sequence with complete ballots? We suspect the answer is yes, but an explicit construction has proved elusive. Second, are more than $O(\sqrt{k})$ truncation winners possible for single-peaked ballots? How many truncation winners are possible with single-crossing ballots? Similar questions could be



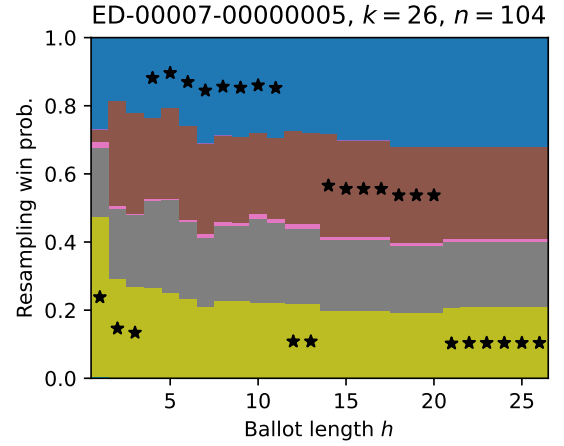
(a) 2009 Burlington Mayoral election



(b) 2007 Glasgow City Council election, Partick Ward



(c) 2010 San Francisco Board of Supervisors election, District 10



(d) Anonymized intra-organization election, data from the Electoral Reform Society

Figure 6: Four elections in the PrefLib data. The stacked bars show the probability candidates have of winning at each ballot length ballot resampling with replacement. Stars indicate the candidate who wins at each ballot length given true ballot counts.

asked for other profile restrictions, such as 1-Euclidean preferences.

Our interest in IRV is due to its increasing popularity of IRV in United States local elections, but one could also investigate the effects of ballot length in other ranking-based voting systems such as Borda count or Copeland’s method. Additionally, we do not address what ballot length should be used in practice, which requires making a tradeoff between competing desires. Finally, it would be interesting to understand when elections are close enough for ballot length to affect the winner. There has been research on calculating the margin of victory for IRV [35, 9, 26], defined as the number of votes which would need to be altered to change the winner, which is NP-hard to compute [36]. A notion of margin of victory that relates to winners across different ballot lengths would be valuable.

Acknowledgments

Supported in part by ARO MURI, a Simons Investigator Award, a Simons Collaboration grant, and a grant from the MacArthur Foundation.

References

- [1] H.R.4464 - Ranked Choice Voting Act, 2019. <https://www.congress.gov/bill/116th-congress/house-bill/4464>.
- [2] State of Florida Chapter No. 2022-73, Senate Bill No. 524, 2022. <http://laws.flrules.org/2022/73>.
- [3] State of Tennessee Public Chapter No. 621, Senate Bill No. 1820, 2022. <https://publications.tnsosfiles.com/acts/112/pub/pc0621.pdf>.
- [4] A. Abdulkadiroglu, P. A. Pathak, A. E. Roth, and T. Sonmez. Changing the boston school choice mechanism. *NBER Working Paper*, (w11965), 2006.
- [5] K. J. Arrow. *Social Choice and Individual Values*. 1951.
- [6] M. Ayadi, N. Amor, J. Lang, and D. Peters. Single transferable vote: Incomplete knowledge and communication issues. In *Proceedings of the 18th International Conference on Autonomous Agents and MultiAgent Systems, AAMAS’19*, 2019.
- [7] D. Baumeister, P. Faliszewski, J. Lang, and J. Rothe. Campaigns for lazy voters: truncated ballots. In *AAMAS*, pages 577–584, 2012.
- [8] D. Black. On the rationale of group decision-making. *Journal of Political Economy*, 56(1):23–34, 1948.
- [9] M. Blom, V. Teague, P. J. Stuckey, and R. Tidhar. Efficient computation of exact IRV margins. In *ECAI*, pages 480–488. 2016.
- [10] C. M. Burnett and V. Kogan. Ballot (and voter) “exhaustion” under instant runoff voting: An examination of four ranked-choice elections. *Electoral Studies*, 37:41–49, 2015.
- [11] Y. Chevaleyre, J. Lang, N. Maudet, and J. Monnot. Possible winners when new candidates are added: The case of scoring rules. In *Proceedings of the AAAI Conference on Artificial Intelligence*, volume 24, pages 762–767, 2010.
- [12] J. A. Coll. Demographic disparities using ranked-choice voting? Ranking difficulty, under-voting, and the 2020 Democratic primary. *Politics and Governance*, 9(2):293–305, 2021.
- [13] V. Conitzer, M. Rognlie, and L. Xia. Preference functions that score rankings and maximum likelihood estimation. In *Twenty-First International Joint Conference on Artificial Intelligence*, 2009.
- [14] C. H. Coombs. *A theory of data*. Wiley, 1964.
- [15] E. Elkind, M. Lackner, and D. Peters. Preference restrictions in computational social choice: A survey. *arXiv preprint: arXiv:2205.09092*. URL <https://arxiv.org/abs/2205.09092>.
- [16] E. Elkind, P. Faliszewski, and P. Skowron. A characterization of the single-peaked single-crossing domain. In *Proceedings of the AAAI Conference on Artificial Intelligence*, volume 28, 2014.
- [17] FairVote. Details about ranked choice voting. <https://www.fairvote.org/rcv>.
- [18] P. C. Fishburn and S. J. Brams. Manipulability of voting by sincere truncation of preferences. *Public Choice*, 44(3):397–410, 1984.

- [19] J. S. Gans and M. Smart. Majority voting with single-crossing preferences. *Journal of Public Economics*, 59(2):219–237, 1996.
- [20] C. Hoffman, J. Kauba, J. Reidy, and T. Weighill. Proportionality in multi-winner RCV elections: A simulation study with ballot truncation. *Available at SSRN 3942892*, 2021.
- [21] E. Kamwa. Scoring rules, ballot truncation, and the truncation paradox. *Public Choice*, 2022.
- [22] D. M. Kilgour, J.-C. Grégoire, and A. M. Foley. The prevalence and consequences of ballot truncation in ranked-choice elections. *Public Choice*, 184(1):197–218, 2020.
- [23] K. Konczak and J. Lang. Voting procedures with incomplete preferences. In *IJCAI Multidisciplinary Workshop on Advances in Preference Handling*, volume 20, 2005.
- [24] J. P. Langan. Instant runoff voting: A cure that is likely worse than the disease. *Wm. & Mary L. Rev.*, 46:1569, 2004.
- [25] M. E. Lewyn. Two cheers for instant runoff voting. *Phoenix L. Rev.*, 6:117, 2012.
- [26] T. R. Magrino, R. L. Rivest, E. Shen, and D. Wagner. Computing the margin of victory in IRV elections. In *Electronic Voting Technology Workshop/Workshop on Trustworthy Elections (EVT/WOTE)*, 2011.
- [27] N. Mattei and T. Walsh. PrefLib: A library for preferences. In *International Conference on Algorithmic Decision Theory*, pages 259–270. Springer, 2013.
- [28] V. Menon and K. Larson. Computational aspects of strategic behaviour in elections with top-truncated ballots. *Autonomous Agents and Multi-Agent Systems*, 31(6):1506–1547, 2017.
- [29] N. Narodytska and T. Walsh. The computational impact of partial votes on strategic voting. In *ECAI*, pages 657–662. 2014.
- [30] F. Neely and C. Cook. Whose votes count? undervotes, overvotes, and ranking in san francisco’s instant-runoff elections. *American Politics Research*, 36(4):530–554, 2008.
- [31] F. Neely and J. McDaniel. Overvoting and the equality of voice under instant-runoff voting in san francisco. *California Journal of Politics and Policy*, 7(4), 2015.
- [32] M. Regenwetter, A. Kim, A. Kantor, and M.-H. R. Ho. The unexpected empirical consensus among consensus methods. *Psychological Science*, 18(7):629–635, 2007.
- [33] D. G. Saari and J. Van Newenhizen. The problem of indeterminacy in approval, multiple, and truncated voting systems. *Public Choice*, 59(2):101–120, 1988.
- [34] M. Saltsman and R. Paxton. Start spreading the news—ranked-choice voting is a mess. *The Wall Street Journal*, July 1 2021.
- [35] A. D. Sarwate, S. Checkoway, and H. Shacham. Risk-limiting audits and the margin of victory in nonplurality elections. *Statistics, Politics, and Policy*, 4(1):29–64, 2013.
- [36] L. Xia. Computing the margin of victory for various voting rules. In *Proceedings of the 13th ACM Conference on Electronic Commerce*, pages 982–999, 2012.
- [37] L. Xia and V. Conitzer. Determining possible and necessary winners given partial orders. *Journal of Artificial Intelligence Research*, 41:25–67, 2011.

A Proofs

Proof of Theorem 1. Suppose we have a consequential-tie-free profile with $k - 1$ truncation winners. Then $k - 1$ of the candidates each have a unique ballot length in $1, \dots, k - 1$ at which they win. Label these candidates $1, \dots, k - 1$ according to their winning ballot length. The candidate not in those $k - 1$ winners, call them candidate k , must have at least 1 fewer first-place vote than any other candidate (otherwise one of the winners could be eliminated first after a tie-break, preventing them from winning at their ballot length). Now consider the winner under ballot length 1, namely candidate 1. In order for candidate 1 to be the unambiguous plurality winner, they must have at least one more vote than every other candidate. Next, consider who is eliminated second. It has to be candidate 1: if any other candidate $i \neq 1$ can be eliminated second, then they will not be able to win at their designated ballot length $h > 1$. In order for candidate 1 to be eliminated second, they must be in unambiguous last place after candidate k 's ballots are redistributed. This means at least 2 of those ballots need to go to each of candidates $2, \dots, k - 1$ (who are currently trailing candidate 1 by 1 vote). Finally, if $k > 3$, the candidate who wins at ballot length 2 (candidate 2) must be unambiguously in the lead over $3, \dots, k - 1$ after redistributing k 's ballots. Either they had more initial ballots than $3, \dots, k - 1$ (but this would require at least one more ballot from candidate k to help those lower candidates overtake 1) or they got a single extra ballot from candidate k . To summarize the constraints:

1. candidates $1, \dots, k - 1$ have at least one more first-place vote than candidate k ,
2. candidate 1 has at least one more first-place vote than any other candidate, and
3. candidate k has enough first-place votes to redistribute at least two each to $2, \dots, k - 1$ (plus at least one more if $k > 3$).

For $k > 3$, the total number of ballots ranking k first is thus at least $2(k - 2) + 1$, by constraint 3. Each of candidates $2, \dots, k - 1$ must then have at least $2(k - 2) + 2$ first-place ballots by constraint 1. Finally, candidate 1 must have at least $2(k - 2) + 3$ first-place ballots by constraint 2. The minimum number of ballots is thus $2(k - 2) + 1 + (k - 2)(2(k - 2) + 2) + 2(k - 2) + 3 = 2k^2 - 2k$.

For $k = 3$, constraint 3 only requires $2(k - 2) = 2$ first-place votes for candidate 3. Candidates 2 and 1 must then have 3 and 4 first-place votes by constraints 1 and 2, for a total of $2 + 3 + 4 = 9 = k^2$. □

Proof of Theorem 2. First, if we have a sequence with $w_h \leq h$ for some h , then this means the winner at ballot length h is eliminated h th or sooner under ballot lengths $\geq h$. This is impossible, since they could be eliminated before they win at length h .

Now suppose we have some valid sequence w_1, \dots, w_{k-1} such that $w_h \in \{h + 1, \dots, k\}$ for $h \in [k - 1]$. First, assign $2(k - 2) + 1$ ballots to each candidate listing them first. Give candidate w_1 an extra 2 ballots and the other candidates (except candidate 1) an extra 1 ballot each. This is a total of $2k(k - 2) + k + (k - 2) + 2 = 2k^2 - 2k$ ballots. We now fill out the ballots initially assigned to each candidate, using S_i to denote the set of ballots ranking i first.

Except for $i = 1$, all ballots in S_i rank candidates $1, \dots, i - 1$ in positions $2, \dots, i$. For all i , two ballots in S_i rank ℓ in position $i + 1$ for each $\ell = i + 2, \dots, k$ except w_i . If $w_i \neq i + 1$, one ballot in S_i ranks w_i in position $i + 1$. Finally, one extra ballot in S_i ranks w_{i+1} in position $i + 1$. This requires at most $2(k - 2) + 1$ ballots, which is covered by the $\geq 2(k - 2) + 1$ ballots in S_i . All ballots in S_i then terminate after their last specified entry. Notice that when i is eliminated, the effect of their redistributed votes is to put the new winner w_{i+1} in the lead and the new loser $i + 1$ in last, assuming the last winner w_i was in the lead by a single vote after i is eliminated.

We now show that if ballots are truncated to length $h < k$, then candidate w_h wins under IRV. First, if we truncate ballots to length 1, candidate w_1 wins: they have 2 more first place votes than candidate 1 and 1 more than every other candidate. Thus, candidate 1 will be eliminated (with no redistribution due to the length-1 ballots), followed by the others in some order based on tie-breaking, making candidate 1 win.

Now suppose we truncate to length h ($2 \leq h < k$). Candidate 1 is eliminated first and their second place votes cause candidates $3, \dots, k$ to overtake candidate 2, with candidate w_2 taking the lead by 1 vote. If $h = 2$,

then all remaining ballots only have one candidate listed (since the second place votes for ballots assigned to candidate $\ell > 1$ are all for candidate 1, who is eliminated). Thus candidate w_2 wins after eliminating candidate 2 and then $3, \dots, k \setminus w_2$ in some order. For $h > 2$, we'll prove inductively that for $2 \leq \ell < h$, the ℓ th candidate eliminated is candidate ℓ , which causes candidate $w_{\ell+1}$ to take the lead by one vote and candidate $\ell + 1$ drop to last place by one vote.

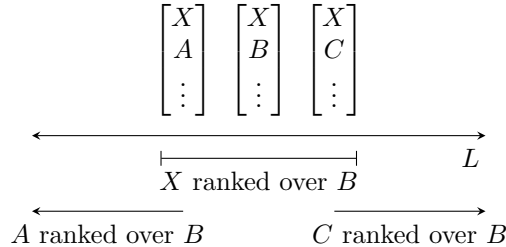
Base case ($\ell = 2$): As we saw, the 2nd candidate eliminated is candidate 2. Since $h > 2$, ballots assigned to candidate 2 are not yet exhausted: two go to each of candidates $4, \dots, k$ (except w_2); w_2 gets one if $w_2 \neq 3$ and zero otherwise; and w_3 gets one extra ballot. Since candidate w_2 was only in the lead by one vote, this causes the new leader to be candidate w_3 and candidate 3 to drop to last place, as claimed.

Inductive case ($2 < \ell < h$): by inductive hypothesis, candidates $2, \dots, \ell - 1$ have been eliminated (plus candidate 1, the first to go), candidate w_ℓ is currently in the lead, and candidate ℓ is in last place. Thus, candidate ℓ is the ℓ th to be eliminated. By construction, the candidates ranked in positions $2, \dots, \ell$ on the ballots initially assigned to ℓ (namely, candidates $1, \dots, \ell - 1$) have been eliminated. Additionally, all ballots that were redistributed to ℓ are now exhausted. Since $\ell < h$, there are still remaining places on the truncated ballot. Ballots currently assigned to ℓ are distributed as follows: two go to each of $\ell + 1, \dots, k$ (except w_ℓ); w_ℓ gets one if $w_\ell \neq \ell + 1$ and zero otherwise; and $w_{\ell+1}$ gets one extra ballot. This causes candidate $w_{\ell+1}$ to take the lead by one vote and candidate ℓ to drop to last place behind $\ell + 2, \dots, k - 1$, as claimed.

Once candidate w_h is in the lead, candidates $1, \dots, h - 1$ have been eliminated, and candidate h is in last place, all the ballots only list the candidate to which they are currently assigned (since the candidates ranked up to position h on their ballots have been eliminated). Thus, h will be eliminated, followed by $h + 1, \dots, k$ (except w_h) in some order, making the winner candidate w_h , as desired. \square

Proof of Theorem 3. Suppose for a contradiction that a single-peaked profile has $k - 1$ truncation winners ($k \geq 5$). We know the candidate eliminated first cannot win under any ballot length. In order for the candidate eliminated second ($h \geq 2$) to win at some ballot length, it must be at $h = 1$ —i.e., the plurality winner must be eliminated second under $h \geq 2$. Thus, they must be overtaken by at least three candidates (for $k \geq 5$) when the first eliminated candidate X 's ballots are redistributed. But the second place on ballots listing X first can only be the candidate to the left or right of X in the single-peaked ordering, making this impossible. \square

Proof of Theorem 4. As in the proof of Theorem 3, we'll show that the first candidate eliminated, X , can only redistribute ballots to two candidates. Suppose for a contradiction that they redistribute ballots to at least three candidates. Call these candidates A, B , and C in the order in which they first appear as second choices in the ballots ranking X first in the single-crossing order L . By the single-crossing property, all ballots to the left of ballots starting X, A must rank A above B , since a ballot to its right ranks B above A , namely those starting X, B . Moreover, all ballots to the right of ballots starting X, C must rank C above B by symmetric reasoning. But this means B cannot have any ballots ranking them first, contradicting that X (who does have ballots ranking them first) is the first eliminated. See below for a visual depiction of this argument:



\square

Proof of Theorem 5. Call candidates $1, \dots, \kappa$ the *winners*. Each winner $i > 1$ has $i - 1$ *filler* candidates f_1^i, \dots, f_{i-1}^i associated with it. The single-peaked axis has winners in the order $1, \dots, \kappa$, with i 's fillers

between i and $i - 1$. That is, the full axis is $1, f_1^2, 2, f_1^3, f_2^3, 3, f_1^4, f_2^4, f_3^4, 4, \dots, f_{\kappa-1}^\kappa, \kappa$. We will fill out ballots so that i wins at ballot length i , while maintaining single-peakedness.

Every winner has $\kappa + 1$ ballots listing them first and winner 1 has an additional single ballot. These ballots then terminate. Each candidate's first filler f_1^i has i ballots that list candidates $f_1^i, \dots, f_{i-1}^i, i$ in positions $1, \dots, i$ and then terminate. All other fillers have zero ballots listing them first.

Consider what happens at ballot length $h \leq \kappa$. If $h = 1$, candidate 1 wins by one vote. For $1 < h \leq \kappa$, all fillers with zero ballots are eliminated first in some order. Then, the first fillers are eliminated in the order $f_1^1, f_1^2, \dots, f_1^\kappa$. Only fillers f_1^i with $i \leq h$ are able to reallocate votes, since ballots for listing f_1^j ($j > h$) first are exhausted after f_1^j 's elimination. The first-place vote counts after all fillers are eliminated are thus $\kappa + 2$ for winner 1, $\kappa + 1 + i$ for winners $2, \dots, h$ and $\kappa + 1$ for winners $h + 1, \dots, \kappa$. With no more reallocations taking place, candidate h wins. For $h > \kappa$, candidate κ still wins. This construction therefore results in κ distinct truncation winners.

The total number of candidates in this construction is $\kappa + \sum_{i=2}^\kappa (i - 1) = \kappa(\kappa + 1)/2$. The total number of voters is $\kappa(\kappa + 1) + 1 + \sum_{i=2}^\kappa i = 3\kappa(\kappa + 1)/2$, as claimed. \square

Proof of Theorem 6. Let $x_1 > x_2 > \dots > x_{k-1} > x_k$ be the first place vote counts sorted in strictly descending order and index candidates in this order. Note that the inequalities must be strict so that eliminations at $h = 1$ have no ties. As in the proof of Theorem 1, candidate 1 must be overtaken by candidates $2, \dots, k - 1$ when candidate k redistributes votes ($h \geq 2$). In order to make candidate 2 overtake candidate 1 after k is eliminated, k must redistribute at least two ballots to candidate 2. Similarly, candidate k must redistribute at least i ballots to each candidate $i = 2, \dots, k - 1$ for them to overtake candidate i . This requires at least $\sum_{i=2}^{k-1} i = T_{k-1} - 1$ ballots listing k first, where $T_k = k(k + 1)/2$ is the k th triangular number.

Candidate $k - 1$ thus needs at least $T_{k-1} - 1 + 1$ ballots listing them first since $x_{k-1} > x_k$. Similarly, candidate i needs at least $T_{k-1} - 1 + k - i$ ballots listing them first. Adding up these lower bounds yields the desired lower bound:

$$\begin{aligned} \sum_{i=1}^k (T_{k-1} - 1 + k - i) &= k(T_{k-1} - 1) + \sum_{i=1}^k (k - i) \\ &= k(T_{k-1} - 1) + T_{k-1} \\ &= (k + 1)(T_{k-1}) - k \\ &= (k + 1)(k - 1)k/2 - k \\ &= (k^3 - 3k)/2. \end{aligned}$$

\square

Proof of Theorem 7. The argument is almost the same as in the proof of Theorem 6, except that when candidate 1 is overtaken by candidates $2, \dots, k - 1$, the overtaking candidates cannot be tied afterwards. As before, candidate k needs to distribute at least $k - 1$ ballots to candidate $k - 1$ to make them overtake candidate 1. But now, they cannot merely redistribute $k - 2$ to candidate $k - 2$, since this could cause a tie with candidate $k - 1$. In order to make all of $2, \dots, k - 1$ overtake candidate 1 and not emerge in a tie, the lowest possible totals $2, \dots, k - 1$ could have after reallocation are $x_1 + 1, x_1 + 2, \dots, x_1 + k - 2$, where x_1 is the first-round vote total of candidate 1. Thus, the number of votes candidate k must reallocate is at least $\sum_{i=1}^{k-2} (x_1 + i) - \sum_{i=1}^{k-2} (x_1 - i)$, where the second sum is an upper bound on the number of votes candidates $2, \dots, k - 1$ have in round 1, given that they are all behind candidate 1 and not tied. This allows us to calculate the minimum number of ballots listing k first:

$$\begin{aligned}\sum_{i=1}^{k-2}(x_1 + i) - \sum_{i=1}^{k-2}(x_1 - i) &= 2 \sum_{i=1}^{k-2} i \\ &= (k-2)(k-1)\end{aligned}$$

Candidate $k-1$ thus needs at least $(k-2)(k-1)+1$ ballots listing them first since $x_{k-1} > x_k$. Similarly, candidate i needs at least $(k-2)(k-1) + k-i$ ballots listing them first. Adding up these lower bounds yields the desired lower bound:

$$\begin{aligned}\sum_{i=1}^k ((k-2)(k-1) + k-i) &= k(k-2)(k-1) + \sum_{i=1}^k (k-i) \\ &= k(k-2)(k-1) + k(k-1)/2 \\ &= (2k^3 - 5k^2 + 3k)/2.\end{aligned}$$

□

Proof of Theorem 8. The construction follows the same idea as in Theorem 2, but we no longer have the luxury of maintaining the tie for second place among all candidates who are not about to win or about to be eliminated. Instead, we will maintain gaps of a single vote between candidates, as in our lower bound proof. However, the order of candidates matters. Given a winner sequence w_1, \dots, w_{k-1} , define its f -sequence as follows. Let f_1, \dots, f_ℓ be the $\ell \leq k-1$ distinct truncation winners in the sequence w_1, \dots, w_{k-1} ordered by their first appearance in this sequence. Fill the remainder of the sequence $f_{\ell+1}, \dots, f_k$ in reverse order of full-ballot elimination (i.e., $f_k = 1$), skipping candidates already in f_1, \dots, f_ℓ . For example, the w -sequence 4, 3, 4, 5 for $k = 5$ would result in the f -sequence 4, 3, 5, 2, 1 (recall that candidates are labeled in order of their full-ballot IRV elimination). Assign ballots to each candidate so that their first place vote counts result in the f -sequence, with candidate f_j receiving $(k-2)(k-1) + k-j$ ballots listing them first. Call the first part of the f -sequence the *winner prefix* and the second part the *loser suffix*. We will maintain the following invariant: before step $\ell \leq h$ of IRV, the order of the remaining candidates $\ell, \ell+1, \dots, k$ by vote count is the f -sequence of $w_\ell, w_{\ell+1}, \dots, w_{k-1}$.

As before, let S_i denote the set of ballots listing i first. Except for $i = 1$, all ballots in S_i rank candidates $1, \dots, i-1$ in positions $2, \dots, i$. Next, we will fill in position $i+1$ for each S_i to maintain the f -sequence invariant.

Case (1) If $w_i = w_{i+1}$, all ballots in S_i terminate after position i .

Case (2) If $w_i = i+1$, $k-i$ ballots in S_i list each of candidates $i+2, \dots, k$ in position $i+1$. This requires up to $(k-2)(k-1)$ ballots.

Case (3) If w_i next wins at ballot length $\ell > i+1$, then we need to insert w_i into this position in the winner prefix. Consider the sequence of winners $w_{i+1}, \dots, w_{\ell-1}$. Let w_j be the last candidate in this sequence to make their first appearance. We will reallocate votes so that w_i is one vote behind w_j . Let c be the size of the vote gap between w_j and w_i before step i of IRV. For instance, $c = 1$ if $w_j = w_{i+1}$. For each candidate starting at w_{i+1} and going down the order of candidates by decreasing vote count before step i of IRV to w_j , $c+1$ ballots in S_i list that candidate in position $i+1$. For each candidate starting after w_j in vote count order and going down to $i+1$, c ballots in S_i list that candidate in position $i+1$. This requires at most $(k-3)(k-1) < (k-2)(k-1)$ ballots, an upper bound achieved if w_j has only one more vote than $i+1$ and $i = 1$.

Case (4) If w_i does not appear again in the sequence w_{i+1}, \dots, w_{k-1} , then we will insert it into its correct position in the loser suffix. Consider the sequence of subsequent losers $i+1, \dots, k$ and remove candidates that win at truncations lengths $i+1, \dots, k-1$. Let j be the largest-indexed candidate in this pared-down sequence whose index is smaller than w_i (at least one such candidate exists since $i+1$ is eliminated before w_i and can't win at ballot lengths $> i$). We will insert w_i into the loser sequence so that they have one more

vote than j . Let c be the size of the vote gap between w_i and j before step i of IRV. Consider the order of candidates by vote count before step i of IRV. For each candidate with more votes than j (excluding w_i), c ballots in S_i list that candidate in position $i + 1$. For each candidate with fewer votes than j (including j but excluding i), $c - 1$ ballots in S_i list that candidate in position $i + 1$. After reallocation, w_i will then be one vote ahead of j and one vote behind the next candidate above them. This requires at most $(k - 3)(k - 1) < (k - 2)(k - 1)$ ballots, an upper bound achieved if $j = i + 1$ and $i = 1$.

All ballots terminate after their last specified entry. We now prove that the truncation winner sequence of this profile is w_1, \dots, w_{k-1} . We'll prove inductively that the f -sequence invariant is maintained by construction.

Base case ($\ell = 1$): By construction, the first place vote counts are exactly the f -sequence of w_1, \dots, w_{k-1} .

Inductive case ($\ell \geq 2$): By inductive hypothesis, we have that after step $\ell - 1 < h$, the candidates $\ell - 1, \dots, k$ were in their f -sequence order by decreasing vote count. We also know $\ell - 1$ must have been in last place, since they are eliminated $(\ell - 1)$ st. Consider what occurs when $\ell - 1$ is eliminated. We will mirror the four cases of the construction. (1) If $w_{\ell-1} = w_\ell$, position $\ell - 1$ is empty and their ballots are all exhausted, leaving the order as is. The order of the candidates by vote count remains the f -sequence of the remaining candidates. (2) If $w_{\ell-1} = \ell$, then all candidates between $w_{\ell-1}$ and $\ell - 1$ overtake w_ℓ . The new order of candidates is again the f -sequence of the remaining candidates, since the winner prefix remains the same starting from w_ℓ and ℓ moves into last place. (3) If $w_{\ell-1}$ wins again at some $h > \ell - 1$, then our construction places it in the winner prefix exactly where it belongs: in order of first subsequent win. The loser suffix remains unchanged, leaving the correct f -sequence. (4) If $w_{\ell-1}$ does not win again at $h > \ell - 1$, then our construction inserts it into the loser suffix where it belongs: just before the highest-indexed non-subsequent-winner with a lower index than $w_{\ell-1}$. Here, the winner prefix is unaffected, leaving the correct f -sequence.

By construction, as soon as a ballot is reallocated, it becomes exhausted. Additionally, just before step h of IRV, all remaining truncated ballots are exhausted. Thus the order remains the same as trailing candidates are eliminated and w_h wins, since they were in the lead at the front of the f -sequence before step h .

Finally, this construction uses the number of ballots claimed:

$$\begin{aligned} \sum_{i=1}^k [(k-2)(k-1) + k - j] &= k(k-2)(k-1) + k^2 - \sum_{i=1}^k j \\ &= k(k-2)(k-1) + k^2 - k(k+1)/2 \\ &= (2k^3 - 5k^2 + 3k)/2. \end{aligned}$$

□

Proof of Theorem 9. We'll construct a set of ballots such that candidate h wins at truncation $h = 1, \dots, k-1$. Call the last candidate (the first one eliminated) k . Let $x = (2k-4)(k-2)$. Construct $x + 2(k-1)$ ballots ranking 1 first and $x + 2i$ ballots ranking candidates $i = 2, \dots, k-2$ first. Construct $x + 3$ ballots ranking candidate $k-1$ first and x ranking candidate k first. Thus, the order of candidates from most to least first-place votes is $1, k-2, k-3, k-4, \dots, 3, 2, k-1, k$ and the total number of ballots is $\Theta(k^3)$. We now fill in the ballots for each of the candidates.

Candidate k : Make $2k-4$ of the ballots ranking k first rank each of $2, \dots, k-1$ second. These ballots then terminate. This requires $(2k-4)(k-2)$ ballots of $k-2$ types.

Candidate $k-1$: $2k$ of the ballots ranking $k-1$ first rank candidates $2, \dots, k-2$ in positions $2, \dots, k-2$, then terminate. The remaining ballots ranking $k-1$ first have length 1. Candidate $k-1$ thus uses only two ballot types.

Candidates $i = 1, \dots, k-2$: Two of the ballots ranking i first rank candidates $k, 1, 2, \dots, i-1, k-1$ in positions $2, \dots, i+2$, then terminate—note that candidate 1's ballots of this form are $(1, k, k-1)$. The remaining ballots ranking i first have length 1. Candidate i thus uses only two ballot types.

Notice that the construction uses $O(k^2)$ ballots ranking each candidate first, for a total of $O(k^3)$ ballots. These are split among $k - 2 + 2 + 2(k - 2) = 3k - 2 = \Theta(k)$ types. We now show that truncating ballots at length $h < k$ results in candidate h winning under IRV.

If $h = 1$, candidate 1 wins since they have the most first-place votes.

If $h = 2$, the first candidate eliminated is candidate k . Their second-place votes cause candidates $2, \dots, k - 1$ to overtake candidate 1, who is eliminated second. However, candidate 1's ballots of the form $(1, k, k - 1)$ —truncated to $(1, k)$ —are now exhausted, so no reallocation occurs. This causes candidate $k - 1$ to be eliminated third, and their $2k$ ballots ranking candidate 2 second cause candidate 2 to take the lead. The eliminations then proceed in the order $3, \dots, k - 2$, with no reallocation since those candidates' ballots are all exhausted. Candidate 2 wins.

For $h > 2$, we'll show inductively that for $\ell = 2, \dots, h - 1$ ($h \leq k - 1$), the ℓ th candidate eliminated is candidate $\ell - 1$, which causes candidate $k - 1$ to jump one vote ahead of candidate ℓ , who falls into last place.

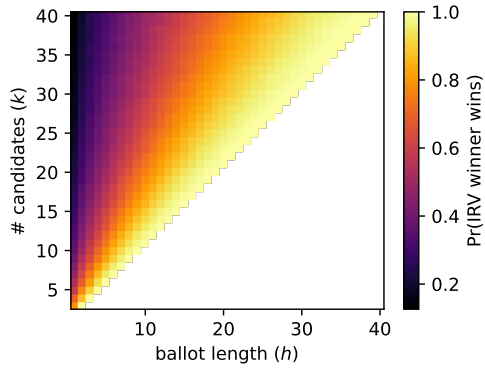
Base case ($\ell = 2$): The first two eliminations proceed as they did for $h = 2$. However, when candidate 1 is eliminated, their two ballots ranking $k - 1$ third go to candidate $k - 1$, since $h > 2$. Before this reallocation, candidate $k - 1$ was in second-to-last place with $x + 3 + 2k - 4 = x + 2k - 1$, one vote behind candidate 2, who had $x + 4 + 2k - 4 = x + 2k$ votes. The reallocation of candidate 1's ballots causes candidate $k - 1$ to jump one vote ahead of candidate 2, who falls into last place.

Inductive case ($\ell > 2$): By inductive hypothesis, candidate $\ell - 2$ was last eliminated, which caused candidate $\ell - 1$ to drop into last place, one vote behind candidate $k - 1$. Thus, candidate $\ell - 1$ is eliminated next. The next uneliminated candidate listed on their two ballots of length > 1 is $k - 1$, since candidates $k, 1, \dots, \ell - 2$ have all been eliminated by inductive hypothesis and the cases above. When candidate $\ell - 1$ is eliminated, those two ballots cause candidate $k - 1$ to jump one vote ahead of candidate ℓ , who has $x + 2\ell$ votes. Since candidate $k - 1$ was one vote ahead of candidate $\ell - 1$ (who had $x + 2(\ell - 1)$ votes) and then gained two more, candidate $k - 1$ is therefore one vote ahead of candidate ℓ after the ℓ th elimination and redistribution.

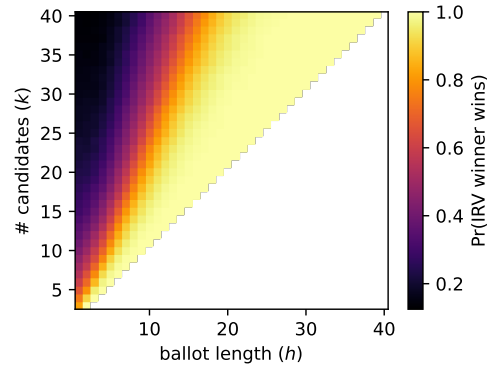
We can now show that for $2 < h < k$, candidate h wins when the ballot length is h . Consider such a ballot length h . By the inductive argument above, the $(h - 1)$ th candidate eliminated is candidate $h - 2$, which causes candidate $h - 1$ to fall into last place, one vote behind candidate $k - 1$. Notice that when candidate $h - 1$ is eliminated, they do not reallocate any votes to candidate $k - 1$, since candidate $k - 1$ appears at position $h + 1$ on their two nontrivial ballots. Thus candidate $k - 1$ is eliminated after candidate $h - 1$ (note that if $h = k - 1$, candidate $k - 1$ wins after $h - 1 = k - 2$ is eliminated). The $2k$ nontrivial ballots assigned to $k - 1$ are then redistributed to candidate h , since they are the lowest-indexed non-eliminated candidate and they appear at position h on candidate $k - 1$'s nontrivial ballots. These $2k$ ballots are enough to put candidate h in first place. The eliminations then proceed in the order $h + 1, h + 2, \dots, k - 2$, with no reallocation since those candidates' ballots only include candidates indexed lower than them (except k and $k - 1$, who have been eliminated). Candidate h then wins. □

B Additional plots

In Figure 7, we show the versions of the heatmaps in Figure 2 with partial rather than full preferences. For general preferences, we shorted each of the 1000 voters preferences to a length uniform over $1, \dots, k$. For 1-Euclidean voters, we uniformly shorted the preferences of each of the $\binom{k}{2} + 1$ voter types.



(a) General partial preferences



(b) 1-Euclidean partial preferences

Figure 7: Probability that truncated ballots produce the full IRV winner for candidate counts $k = 2, \dots, 40$ and ballot lengths $h = 1, \dots, k - 1$ with partial preferences (each voter's preferences are shorted uniformly at random). The results are qualitatively the same as in Figure 2.