

CHANGE POINT DETECTION IN HIGH DIMENSIONAL DATA WITH U-STATISTICS

B. COOPER BONIECE¹, LAJOS HORVÁTH¹, AND PETER M. JACOBS²

ABSTRACT. We consider the problem of detecting distributional changes in a sequence of high dimensional data. Our approach combines two separate statistics stemming from L_p norms whose behavior is similar under H_0 but potentially different under H_A , leading to a testing procedure that is flexible against a variety of alternatives. We establish the asymptotic distribution of our proposed test statistics separately in cases of weakly dependent and strongly dependent coordinates as $\min\{N, d\} \rightarrow \infty$, where N denotes sample size and d is the dimension, and establish consistency of testing and estimation procedures in high dimensions under one-change alternative settings. Computational studies in single and multiple change point scenarios demonstrate our method can outperform other nonparametric approaches in the literature for certain alternatives in high dimensions. We illustrate our approach through an application to Twitter data concerning the mentions of U.S. Governors.

1. INTRODUCTION

Detecting changes in a given sequence of data is a problem of critical importance in a variety of disparate fields and has been studied extensively in the statistics and econometrics literature for the past 40+ years. Recent applications include finding changes in terrorism-related online content (Theodosiadou et al., 2021), intrusion detection for cloud computing security (Aldribi et al., 2020), and monitoring emergency floods through the use of social media data (Shoyama et al., 2021), among many others. The general problem of change point detection may be considered from a variety of viewpoints; for instance, it may be considered in either “online” (sequential) and “offline” (retrospective) settings, under various types of distributional assumptions, or under specific assumptions on the type of change points themselves. See, for example, Horváth and Rice (2014) for a survey on some traditional approaches and some of their extensions.

The importance of traditional univariate and multivariate contexts notwithstanding, it is increasingly common in contemporary applications to encounter *high-dimensional* data whose dimension d may be comparable or even substantially larger than the number of observations N . Popular examples include applications in genomics (Amaratunga and Cabrera, 2018), or in the analysis of social media data (Gole and Tidke, 2015), where d can be up to several orders of magnitude larger than N . However many classical inferential methods provide statistical guarantees only in “fixed- d ” large-sample asymptotic settings that implicitly require the sample size N to overwhelm the dimension d , rendering several traditional approaches to change-point detection unsuitable for modern applications in which N and d are both large. Accordingly, there has been a surge of research activity in recent years concerning methodology and theory

¹DEPARTMENT OF MATHEMATICS, UNIVERSITY OF UTAH, SALT LAKE CITY, UT 84112-0090 USA

²SCHOOL OF COMPUTING, UNIVERSITY OF UTAH, SALT LAKE CITY, UT 84112-0090 USA

E-mail addresses: bcboniece@math.utah.edu, horvath@math.utah.edu, u1266560@utah.edu.

2020 *Mathematics Subject Classification.* Primary 62G20, Secondary 60F17, 62G10, 62H15, 62P25.

Key words and phrases. large dimensional vectors, U-statistics, weak convergence, change point, Twitter data.

for change-point detection in the asymptotic setting most relevant for applications to high dimensional data, i.e., where both $N, d \rightarrow \infty$ in some fashion; see Liu et al. (2022) for a survey regarding new developments. Commonly, asymptotic results in this context require technical restrictions on the size of d relative to N , ranging from more stringent conditions such as d having logarithmic-type or polynomial growth in N (Jirak, 2012), to milder conditions that permit d to have possibly exponential growth in N (Liu et al., 2020). For maximal flexibility in practice, it is desirable to have methods that require as little restriction as possible on the rate at which d grows relative to N .

In this work, we are concerned with change-point detection problem in the “offline” setting in which a given sequence of historical data is analyzed for the presence of changes. Specifically, we are concerned with the following: let $\mathbf{X}_1, \mathbf{X}_2, \dots, \mathbf{X}_N$ be random vectors in \mathbb{R}^d with distribution functions $F_1(\mathbf{x}), F_2(\mathbf{x}), \dots, F_N(\mathbf{x})$. We aim to test the null hypothesis

$$H_0 : F_1(\mathbf{x}) = F_2(\mathbf{x}) = \dots = F_N(\mathbf{x}) \quad \text{for all } \mathbf{x} \in \mathbb{R}^d$$

against the alternative

H_A : there are $1 < k_1 < k_2 < \dots < k_R < N$ and $\mathbf{x}_1, \mathbf{x}_2, \dots, \mathbf{x}_R$ such that

$$F_{k_{i-1}+1}(\mathbf{x}) = F_{k_{i-1}+2}(\mathbf{x}) = \dots = F_{k_i}(\mathbf{x}), \quad 1 \leq i \leq R + 1 \text{ for all } \mathbf{x} \in \mathbb{R}^d$$

and $F_{k_i}(\mathbf{x}_i) \neq F_{k_{i+1}}(\mathbf{x}_i), \quad 1 \leq i \leq R$

(n.b. we used the notation $k_0 = 0$ and $k_{R+1} = N$). The central contribution of this work is a flexible method for testing the hypotheses above whose asymptotic properties are supported theoretically in high dimensions. The novelty of our approach lies in combining two separate statistics stemming from L_p norms whose behavior is similar under H_0 but potentially different under H_A , each individual statistic measuring related but different aspects of the data, leading to a procedure that is flexible for testing against a variety of alternatives. To the best of our knowledge, it is the only method in this setting that retains relatively standard asymptotic behavior admitting critical values that are readily obtained. Ultimately, this leads to a straightforward asymptotic test and estimation procedure that is easy to implement and requires little restriction on the size of d relative to N for use in practice.

The problem of testing the hypotheses above has been studied by several authors in recent years in both multivariate and high-dimensional settings; e.g. Lung-Yut-Fong et al. (2011); Chen and Zhang (2015); Arlot et al. (2019); Chu and Chen (2019), among others. Concerning some approaches related to U-statistics, Matteson and James (2014) proposed the use of test empirical divergence measures stemming from the energy distance (Székely and Rizzo, 2005) assuming that d is fixed. Though their method has gained some popularity in applications and can perform quite well in certain settings, it lacks theoretical support in high dimensions and has some noteworthy drawbacks. It has recently been shown by Chakraborty and Zhang (2021b) and Zhu et al. (2020) that such divergence measures are potentially unsuitable for detecting certain types of changes in data when the dimension d is large, since they capture primarily only second-order structure in the data in certain settings and can be insensitive to changes beyond first and second moments (see also recent work of Chakraborty and Zhang (2021a) that addresses some of these issues).

We also test statistics employed in Matteson and James (2014) are related to so-named *degenerate* U-statistics and therefore have a limit distribution that is rather complicated; an explicit expression for the limit (with fixed d) was first given by Biau et al. (2016) based on an infinite series expansion that depends on an infinite sequence of eigenvalues $\lambda_1, \lambda_2, \dots$ that must be estimated from data for its practical implementation. Biau et al. (2016) point out that resampling methods for such approaches can be computationally burdensome over large samples due

to quadratic (in N) computational cost required by their method, illustrating asymptotic tests for U-statistic-based approaches can be especially advantageous for large N .

Recently, Liu et al. (2020) proposed a flexible framework for detecting change points based on q -dimensional U-statistics in the setting where $q, d, N \rightarrow \infty$. Though their method is quite flexible, the authors do not obtain the limit distribution of their test statistics and rely on high-dimensional bootstrapping methods to obtain critical values. Our detection method is based on somewhat simpler one-dimensional U-statistics whose distribution may be explicitly obtained, bypassing the need for bootstrapping, permutation tests, or similar methods.

This paper is organized as follows. Section 2 contains framework, notation, and a brief discussion regarding the principle behind our approach. Section 3 contains our supporting theory in high dimensions and discussions of practical implementation of the test statistics. Section 4 contains simulation studies, and Section 5 contains an illustration of our method in an application based on Twitter data concerning mentions of the U.S. governors. Appendix A contains some important examples, and all proofs are given in Appendices B through D.

2. FRAMEWORK

In what follows, $\|\cdot\|_p$ denotes the vector L_p norm in \mathbb{R}^d for some arbitrary fixed $1 \leq p < \infty$, and $\lfloor x \rfloor$ denotes the integer part of $x \in \mathbb{R}$. For $x < 0$ we denote $x^\beta = -(-x)^\beta$ for any $\beta \in \mathbb{R}$, and for any sequences $a_N, b_N > 0$, we write $a_N \gg b_N$ if $a_N b_N^{-1} \rightarrow \infty$ as $N \rightarrow \infty$. Throughout the paper, we work with the (idealized) assumption

Assumption 2.1. $\mathbf{X}_1, \mathbf{X}_2, \dots, \mathbf{X}_N$ are independent random vectors.

Our proposed method is based on weighted functionals of two processes constructed from U-statistics. We first define some intermediate quantities. For $2 \leq k < N - 2$, we set

$$U_{N,d,1}(k) = \frac{1}{\binom{k}{2}} \sum_{1 \leq i < j \leq k} \|\mathbf{X}_i - \mathbf{X}_j\|_p, \quad U_{N,d,2}(k) = \frac{1}{\binom{N-k}{2}} \sum_{k+1 \leq i < j \leq N} \|\mathbf{X}_i - \mathbf{X}_j\|_p,$$

$$U_{N,d,3}(k) = \frac{1}{k(N-k)} \sum_{i=1}^k \sum_{j=k+1}^N \|\mathbf{X}_i - \mathbf{X}_j\|_p, \quad U_{N,d,4} = \frac{1}{N^2} \sum_{i=1}^N \sum_{j=1}^N \|\mathbf{X}_i - \mathbf{X}_j\|_p.$$

We now define two processes $V_{N,d} = \{V_{N,d}(t), 0 \leq t \leq 1\}$ and $Z_{N,d} = \{Z_{N,d}(t), 0 \leq t \leq 1\}$. For each $t \in [\frac{2}{N}, 1 - \frac{2}{N}]$, let

$$V_{N,d}(t) = t(1-t)d^{-1/p} [U_{N,d,1}(\lfloor Nt \rfloor) - U_{N,d,2}(\lfloor Nt \rfloor)],$$

and for any $0 \leq \beta < 1$, set

$$Z_{N,d}(t) = 2t(1-t) \left(|1-2t| + \frac{1}{\sqrt{N}} \right)^{-\beta} d^{-1/p} [U_{N,d,3}(\lfloor Nt \rfloor) - U_{N,d,4}]$$

and we set $V_{N,d}(t) = Z_{N,d}(t) = 0$ if $t \notin [2/N, 1 - 2/N]$. Our approach is based on the following test statistic:

$$(2.1) \quad T_{N,d} = \sup_{0 < t < 1} \frac{\max\{|V_{N,d}(t)|, |Z_{N,d}(t)|\}}{w(t)}$$

In (2.1), $w(t)$ is a *weight function* defined on $[0, 1]$ satisfying the following properties:

- (i) $\inf_{\delta \leq t \leq 1-\delta} w(t) > 0$ for all $0 < \delta < 1/2$

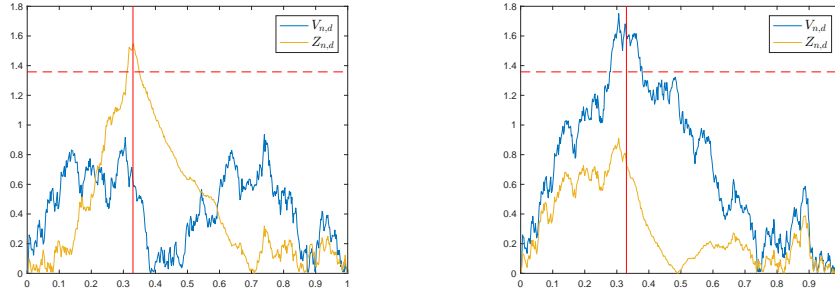


FIGURE 1. Paths of $|Z_{n,d}(t)|$ and $|V_{n,d}(t)|$ with $w(t) \equiv 1$, $p = 1$ based on a single change at $k_1 = \lfloor \frac{N}{3} \rfloor$ (vertical line) for independent Gaussian observations, $N = d = 500$; horizontal dashed line is associated critical value at level 0.05. In the left figure there is only shift in the mean; on the right, only a change in scale. Combining $Z_{N,d}$ and $V_{N,d}$ leads to increased power against a broad array of alternatives in high dimensions.

(ii) $w(t)$ is nondecreasing in a neighborhood of 0 and nonincreasing in a neighborhood of 1.

Though tests based on $Z_{N,d}$ or $V_{N,d}$ alone are in principle suitable on their own, use of both $Z_{N,d}$ and $V_{N,d}$ allows for increased power against more types of alternatives; see Figure 1. Each can detect a variety of distributional changes, but may behave differently depending on the type of alternative. For instance, $V_{N,d}$ is more sensitive to variance changes and $Z_{N,d}$ is more sensitive to location changes. Combining them by maximizing them separately leads to a testing approach and estimation procedure that are sensitive to a broader array of distributional changes in high-dimensional contexts. In contrast, both $Z_{N,d}$ and $V_{N,d}$ behave somewhat similarly under H_0 and the statistic $T_{N,d}$ enjoys relatively limit standard behavior in high dimensions when there is no change, leading to a straightforward asymptotic test.

The use of the parameter β and weight functions $w(t)$ also allows for increased power against certain alternatives regarding type or location of change point(s). Very roughly speaking, the parameter β can be viewed a proxy for the relative importance of alternatives measured by $Z_{N,d}(t)$ compared to those measured by $V_{N,d}(t)$; $w(t)$ can be chosen to boost power when change points are near the boundary of an interval. We further discuss the effect of selection of $w(t)$ and the auxiliary parameter β in Section 4.

3. THEORETICAL RESULTS

In the statements that follow, we make use of the integral functional

$$(3.1) \quad I(w, c) = \int_0^1 \frac{1}{t(1-t)} \exp\left(-\frac{cw^2(t)}{t(1-t)}\right) dt$$

to determine necessary and sufficient conditions to obtain a finite limit for the weighted supremum functionals of $V_{N,d}(t)$ and $Z_{N,d}(t)$.

3.1. Size. We separately consider two distinct settings concerning possible types of dependence in the coordinates of the \mathbf{X}_i . We defer discussion of implementation of the tests in practice to Section 3.1.3.

3.1.1. Weak dependence. We first turn to the case of weakly dependent coordinates. For the statements below, we define the functions

$$(3.2) \quad g_j(x_j) = E|X_{1,j} - x_j|^p, \quad 1 \leq j \leq d,$$

where $x_1, \dots, x_d \in \mathbb{R}$.

Assumption 3.1. For some $\alpha > \max\{p, 10 - 4/p, 14 - 8/p\}$, and some constant $C > 0$ independent of d and N , we have $\max_{1 \leq j \leq d} E|X_{1,j}|^\alpha \leq C$,

$$(3.3) \quad E \left| \sum_{j=1}^d [|X_{1,j} - X_{2,j}|^p - E|X_{1,j} - X_{2,j}|^p] \right|^\alpha \leq Cd^{\alpha/2}$$

and

$$(3.4) \quad E \left| \sum_{j=1}^d [g_j(X_{1,j}) - Eg_j(X_{1,j})] \right|^\alpha \leq Cd^{\alpha/2}.$$

Moreover, the limits

$$(3.5) \quad \varrho(p) = \lim_{d \rightarrow \infty} \frac{1}{d} \sum_{j=1}^d Eg_j(X_{1,j}), \quad \tau^2 = \lim_{d \rightarrow \infty} \frac{1}{d} E \left(\sum_{j=1}^d [g_j(X_{1,j}) - Eg_j(X_{1,j})] \right)^2$$

exist.

Expressions (3.3) and (3.4) roughly state that the coordinates of \mathbf{X}_1 and of $\mathbf{X}_1 - \mathbf{X}_2$ behave like weakly dependent random variables; in particular, they are satisfied for AR(1)-type coordinates (c.f. Example A.2). In Appendix A, we give explicit examples of settings in which Assumptions 3.1 and 3.2 are satisfied. Note when $g_1(X_{1,1}), g_2(X_{1,2}), \dots$ is a wide-sense stationary sequence, $\varrho(p)$ is its mean and τ^2 is its corresponding long-run variance. Furthermore, note the distribution of \mathbf{X}_1 depends on d and is also allowed to depend on N , so our assumptions encompass independent vector arrays.

Next we define the limiting variance of $V_{N,d}(t)$ and $Z_{N,d}(t)$ for the case of weakly dependent coordinates. Let

$$(3.6) \quad \sigma^2 = \left(\frac{2}{p} \varrho^{-1+1/p}(p) \right)^2 \tau^2.$$

Note σ^2 is well-defined under Assumption 3.1. Since we will normalize with σ^2 , it is natural to require

Assumption 3.2. $\sigma^2 > 0$.

Assumption 3.2 amounts to a high-dimensional non-degeneracy condition. Note that similar assumptions are typically not met in fixed dimensions when the underlying U-statistics are of degenerate type.

Theorems 3.1 and 3.2, stated next, are our main results in the context of Assumption 3.1.

Theorem 3.1. Assume that H_0 holds and Assumptions 3.1 and 3.2 are satisfied. If $I(w, c) < \infty$ in (3.1) is finite for some $c > 0$, then as $\min\{N, d\} \rightarrow \infty$,

$$(3.7) \quad \sigma^{-1}(Nd)^{1/2} T_{N,d} \xrightarrow{\mathcal{D}} \sup_{0 < t < 1} \frac{|B(t)|}{w(t)},$$

where $\{B(t), 0 \leq t \leq 1\}$ is a Brownian bridge.

Theorem 3.1 provides the basis for an asymptotic test high dimensions based on $T_{N,d}$ based on the critical values of the supremum of a weighted Brownian bridge for a variety of choice of weight functions $w(t)$. Since the limit in (3.7) is finite with probability 1 if and only if $I(w, c) < \infty$ with some $c > 0$, the conditions on the weight function for Theorem 3.1 are sharp (see Csörgő and Horváth (1993)), as no other classes of $w(t)$ can lead to such a limit.

However, it is sometimes desirable to self-normalize maximally selected statistics, i.e., to use a weight function that is proportional to the standard deviation of the limit, at least in a neighborhood of 0 and 1. In this case the corresponding weight function is $w(t) = (t(1-t))^{1/2}$, but Theorem 3.1 cannot be applied since $I((t(1-t))^{1/2}, c) = \infty$ for all $c > 0$. Theorem 3.2, stated next, is a nonstandard Darling–Erdős–type result and is the counterpart to Theorem 3.1 for the choice of weight function $w(t) = (t(1-t))^{1/2}$, showing Gumbel-type limit behavior emerges under this choice of $w(t)$.

Before giving its statement, we define some auxiliary quantities based on the projections of U-statistics (e.g., Lee (1990)). For $\mathbf{x} = (x_1, x_2, \dots, x_d)$, let

$$(3.8) \quad H(\mathbf{x}) = E \left(\frac{1}{d} \sum_{\ell=1}^d |X_{1,\ell} - x_\ell|^p \right)^{1/p}, \quad \theta = E[H(\mathbf{X}_1)].$$

and

$$(3.9) \quad \zeta_i = H(\mathbf{X}_i) - \theta, \quad 1 \leq i \leq N; \quad \mathfrak{J}^2(d) = E\zeta_1^2.$$

i.e., ζ_i are centered projections of the normalized L_p norms of the differences $\mathbf{X}_i - \mathbf{X}_j$ onto the linear space of all measurable functions of \mathbf{X}_i .

Theorem 3.2. *Define the quantities*

$$(3.10) \quad a(x) = (2 \log x)^{1/2} \quad \text{and} \quad b(x) = 2 \log x + \frac{1}{2} \log \log x - \frac{1}{2} \log \pi.$$

If H_0 holds and Assumptions 3.1–3.2 are satisfied, then with $\mathfrak{J}(d)$ as in (3.9) and the choice $w(t) = (t(1-t))^{1/2}$, as $\min\{N, d\} \rightarrow \infty$,

$$(3.11) \quad P \left\{ \frac{a(\log N)N^{1/2}}{2\mathfrak{J}(d)} T_{N,d} \leq x + b(\log N) \right\} \rightarrow \exp(-2e^{-x})$$

for all x . Furthermore,

$$(3.12) \quad \mathfrak{J}^2(d) = \frac{\sigma^2}{4d} + o\left(\frac{1}{d}\right), \quad d \rightarrow \infty.$$

Theorems 3.1 and 3.2 together provide the high-dimensional asymptotic basis for tests based on $T_{N,d}$ for essentially all possible weight functions of practical interest under the weak-type dependence context of Assumption 3.1. In the next section, we demonstrate the test can also be used under certain types of strong dependence as well.

Remark 3.1. The processes $V_{N,d}, Z_{N,d}$ underlying $T_{N,d}$ are clearly highly dependent since they are both computed from the same sequence of data. Under H_0 , our proofs reveal the joint weak convergence of the \mathbb{R}^2 -valued process $\sigma^{-1}(Nd)^{1/2}(V_{N,d}(t), Z_{N,d}(t))^\top$ in the space $\mathcal{D}[0, 1]$ of \mathbb{R}^2 -valued càdlàg functions on $[0, 1]$ to the process

$$(B(t), (1-2t)^{1-\beta} B(t))^\top, \quad 0 \leq t \leq 1$$

where $B(t)$ is a standard Brownian bridge, which ultimately drives the asymptotic behavior of $T_{N,d}$ under H_0 .

3.1.2. Strong dependence. Next we consider the setting when the coordinates are potentially strongly dependent, in the sense that they are discretely sampled observations of random functions $Y_i = \{Y_i(t), 0 \leq t \leq 1\}$, $i = 1, \dots, N$, i.e.,

$$\mathbf{X}_i = (Y_i(t_1), Y_i(t_2), \dots, Y_i(t_d)) \quad \text{with some } 0 < t_1 < t_2 < \dots < t_d \leq 1.$$

Below is our main assumption in this setting.

- Assumption 3.3.** (i) Y_1, \dots, Y_N are independent and identically distributed and have continuous sample paths with probability 1,
(ii) $d^{-1} \max_{1 \leq i \leq d} (t_i - t_{i-1}) \rightarrow 1$, $t_0 = 0$, $t_d = 1$
(iii) $E \int_0^1 |Y_1(t)|^r dt < \infty$ for some $r \geq \max\{4, p\}$,
(iv) and with some $\nu > 2$

$$E \left| \frac{1}{d} \sum_{j=1}^d |X_{1,j}|^p - \int_0^1 |Y_1(t)|^p dt \right|^\nu \rightarrow 0.$$

The projections $H(\mathbf{x})$ in (3.9) can also be approximated with functionals of $Y_i(t)$. For any measurable function g , we define

$$\mathcal{H}(g) = E \left(\int_0^1 |Y_1(t) - g(t)|^p dt \right)^{1/p}$$

whenever the expectation exists and is finite. Next we define the asymptotic variance in the context of strongly dependent coordinates. Let

$$\gamma^2 = \text{var}(\mathcal{H}(Y_1)).$$

Note $\gamma^2 < \infty$ under Assumption 3.3(iii). Since we normalize with γ^2 , we naturally require

Assumption 3.4. $\gamma^2 > 0$.

Theorems 3.3 and 3.4, stated next, are our main results in the context of Assumption 3.3.

Theorem 3.3. Assume that H_0 holds and Assumptions 3.3 and 3.4 are satisfied. If $I(w, c) < \infty$ is finite for some $c > 0$, then

$$(3.13) \quad \gamma^{-1} N^{1/2} T_{N,d} \xrightarrow{\mathcal{D}} \sup_{0 < t < 1} \frac{|B(t)|}{w(t)}$$

The next statement is based on the choice of weight function $w(t) = (t(1-t))^{1/2}$ and is the analog of Theorem 3.2.

Theorem 3.4. If H_0 holds and Assumptions 3.3 and 3.4 are satisfied, then with $\bar{\jmath}(d)$ as in (3.9) and the choice $w(t) = (t(1-t))^{1/2}$, as $\min\{N, d\} \rightarrow \infty$,

$$(3.14) \quad P \left\{ \frac{a(\log N) N^{1/2}}{2\bar{\jmath}(d)} T_{N,d} \leq x + b(\log N) \right\} = \exp(-2e^{-x})$$

for all x . Furthermore, $\bar{\jmath}^2(d) = \frac{\gamma^2}{4} + o(1)$.

Theorems 3.1 through 3.4 together illustrate our approach is suitable in a variety of distributional settings concerning the dependence of the coordinates.

3.1.3. On implementation. Implementation of asymptotic tests based on Theorems 3.1–3.4 first requires consistent estimation of the asymptotic variances σ^2 and γ^2 and suitable normalization of the test statistics. Below we describe one such approach commonly used for U -statistics via the jackknife (e.g., Lee (1990)).

In what follows, let $U_{N,d}$ denote $d^{-1/p} U_{N,d,1}(N)$, and let $U_{N-1,d}^{(-i)}$ denote the value analogous to $U_{N,d}$ but based on the values $\mathbf{X}_1, \dots, \mathbf{X}_{i-1}, \mathbf{X}_{i+1}, \dots, \mathbf{X}_N$; i.e. \mathbf{X}_i is left out. Define the so-called *pseudo-observations*

$$\mathcal{U}_i = N U_{N,d} - (N-1) U_{N-1,d}^{(-i)}$$

and their corresponding average

$$\bar{\mathcal{U}}_N = \frac{1}{N} \sum_{i=1}^N \mathcal{U}_i.$$

The jackknife estimator for the variance is defined as

$$\hat{\sigma}_{N,d}^2 = \frac{1}{(N-1)} \sum_{i=1}^N (\mathcal{U}_i - \bar{\mathcal{U}}_N)^2.$$

The next statement shows that the same test statistic may be used in practice irrespective of which set assumptions among Sections 3.1.1 and 3.1.2 hold.

Proposition 3.1. *Under either the conditions of Theorem 3.1 or of Theorem 3.3, as $\min\{N, d\} \rightarrow \infty$,*

$$\frac{N^{1/2}}{\hat{\sigma}_{N,d}} T_{N,d} \xrightarrow{\mathcal{D}} \sup_{0 < t < 1} \frac{|B(t)|}{w(t)}.$$

To replace the normalizations in the Darling–Erdős–type results of Theorems 3.2 and 3.4, we need the rate of convergence of $\hat{\sigma}_{N,d}^2$.

Proposition 3.2. *Under the conditions of Theorem 3.2, if*

$$d^{1/2} \left| \hat{\sigma}_{N,d} - 2\mathcal{J}_d d^{1/2} \right| \log \log N \xrightarrow{P} 0$$

Then,

$$(3.15) \quad P \left\{ \frac{a(\log N)N^{1/2}}{\hat{\sigma}_{N,d}} T_{N,d} \leq x + b(\log N) \right\} \rightarrow \exp(-2e^{-x})$$

for all x . Under the conditions of Theorem 3.4, (3.15) holds if

$$|\mathcal{J}_d - \hat{\sigma}_{N,d}| \log \log N \xrightarrow{P} 0.$$

Critical values of the limiting test statistics in Theorem 3.1 and Theorem 3.3 may be obtained through various means. For instance, Franke et al. (2022) provide a fast adaptive method to approximate the critical values for the supremum of the Brownian bridge with weight function $w(t) = (t(1-t))^\kappa$, $0 \leq \kappa < 1/2$. Selected critical values for the weighted Brownian bridge are also tabulated in Olmo and Pouliot (2011). If desired, resampling methods can also be used to provide critical values; for instance, one can use the bootstrap as in Gombay and Horváth (1999) and Hušková and Kirch (2008); permutation-based methods can be also used to obtain critical values (cf. Antoch and Hušková (2001)), though at potentially at a substantial computational cost; this is discussed toward the end of Section 4.3).

3.2. Power. Next we briefly discuss the behavior of the statistics under H_A . For simplicity we first consider the case of a single change point ($R = 1$) at location k_1 . Power in the both single and multiple change scenarios is examined numerically in Section 4.

The next result provides sufficient conditions for high-dimensional consistency of asymptotic tests given in Section 3.1. For the statements ahead, define

$$(3.16) \quad \mu_1 = E\|\mathbf{X}_1 - \mathbf{X}_2\|_p, \quad \mu_2 = E\|\mathbf{X}_{k_1+1} - \mathbf{X}_{k_1+2}\|_p$$

and

$$(3.17) \quad \mu_{1,2} = E\|\mathbf{X}_1 - \mathbf{X}_{k_1+1}\|_p,$$

and set

$$\tilde{T}_{N,d} = \begin{cases} \frac{N^{1/2}T_{N,d}}{\beta(d)} & \text{if } I(w, c) < \infty \text{ for some } c, \\ \frac{a(\log N)N^{1/2}}{\beta(d)} T_{N,d} - b(\log N) & w(t) = (t(1-t))^{1/2} \end{cases}$$

Note that divergence of $\tilde{T}_{N,d}$ implies corresponds to consistency of the associated test in Theorems 3.1–3.4.

Theorem 3.5. *Suppose $R = 1$ and $k_1 = \lfloor N\eta \rfloor$, for some $0 < \eta < 1$. Let*

$$\Delta_{N,d} = d^{-1/p} \max\{|\mu_1 - \mu_2|, |\mu_1 - \mu_{1,2}|, |\mu_2 - \mu_{1,2}|\}$$

Then, we have

$$(3.18) \quad \tilde{T}_{N,d} \xrightarrow{P} \infty$$

whenever Assumptions 3.1–3.2 hold, and

- (i) $(Nd)^{1/2} \Delta_{N,d} \rightarrow \infty$, if w is chosen such that $I(w, c) < \infty$ for some c ,
- (ii) $(Nd)^{1/2} (\log \log N)^{-1/2} \Delta_{N,d} \rightarrow \infty$, if $w(t) = (t(1-t))^{1/2}$.

Under Assumptions 3.3–3.4, (3.18) holds whenever

- (i') $N^{1/2} \Delta_{N,d} \rightarrow \infty$, if w is chosen such that $I(w, c) < \infty$ for some c
- (ii') $N^{1/2} (\log \log N)^{-1/2} \Delta_{N,d} \rightarrow \infty$, if $w(t) = (t(1-t))^{1/2}$.

Observe the hypotheses of the Theorem 3.5 require a stronger separation condition in the context of Assumptions 3.3–3.4 compared to the context of Assumptions 3.1–3.2. For instance, when $\Delta_{N,d}$ is held fixed, larger d leads to improved test power under Assumptions 3.1–3.2 whereas this is not the case under Assumptions 3.3–3.4. This can roughly be seen as a reflection of the fact that a stronger signal is needed to overcome comparatively stronger coordinate-wise dependence.

It is also worth noting that even if the distributions change at location k_1 , it is still possible that $\mu_1 = \mu_2$ holds. For example, under a location shift, $\mu_1 = \mu_2$, but $\mu_1 \neq \mu_{1,2}$. Therefore, Theorem 3.5 demonstrates our tests are consistent against a variety of alternatives, encompassing changes in location, scale, and in higher moments.

Though our main focus is testing, the behavior of our test statistics under the alternative can be used to estimate the change point location. Below we provide one such possibility that is consistent under mild additional conditions. Let

$$Z_{N,d,0}(t) = t(1-t)d^{-1/p} [U_{N,d,3}(\lfloor Nt \rfloor) - U_{N,d,4}],$$

and let

$$k_V = \operatorname{argmax}_{2 < k < N-2} |V_{N,d}(\frac{k}{N})|, \quad k_Z = \operatorname{argmax}_{2 < k < N-2} |Z_{N,d,0}(\frac{k}{N})|,$$

where the selection of k_V, k_Z is arbitrary among the respective maximizers in the case of ties, which in principle can occur with discrete data. Set $t_V = k_V/N$ and $t_Z = k_Z/N$. Our estimator is then defined as

$$(3.19) \quad \hat{\eta}_{N,d} = \begin{cases} t_V, & |V_{N,d}(t_V)| \geq |Z_{N,d}(t_Z)|, \\ t_Z, & |V_{N,d}(t_V)| < |Z_{N,d}(t_Z)| \end{cases}.$$

The idea behind the estimator is as follows. Though the behavior of $Z_{N,d}$ and $V_{N,d}$ is quite similar under H_0 , depending on the type of alternative, their paths under H_A can be dramatically different. Selecting the maximizers t_Z and t_V of the unweighted $Z_{N,d,0}$ and $V_{N,d}$ is done at the first step so that β does not influence the location of the estimated change. Then, the change

point location is chosen among these candidate locations based on the associated value of the original processes $Z_{N,d}$ and $V_{N,d}$.

The following theorem establishes the consistency of $\hat{\eta}_{N,d}$.

Proposition 3.3. *Under the hypotheses of Theorem 3.5, if any of the following conditions hold under Assumptions 3.1–3.2,*

- (i) $\mu_{1,2} \gg \max\{\mu_1, \mu_2, d^{\frac{1}{p}-\frac{1}{2}}N^{-1/2}\},$
- (ii) $|\mu_1 - \mu_2| \gg \max\{|\mu_{1,2} - \mu_2|, |\mu_{1,2} - \mu_1|\} \gg d^{\frac{1}{p}-\frac{1}{2}}N^{-1/2};$

Or if either of the conditions following conditions hold under Assumptions 3.1–3.2 ,

- (i') $\mu_{1,2} \gg \max\{\mu_1, \mu_2, d^{\frac{1}{p}-\frac{1}{2}}N^{-1/2}\},$
- (ii') $|\mu_1 - \mu_2| \gg \max\{|\mu_{1,2} - \mu_2|, |\mu_{1,2} - \mu_1|\} \gg d^{\frac{1}{p}}N^{-1/2},$ under Assumptions 3.2–3.3.

Then, $\hat{\eta}_{N,d} \xrightarrow{P} \eta.$

The estimation and testing procedure above can be extended naturally and readily to estimate multiple changes via recursive procedures such as binary segmentation, which we illustrate in Section 4. Though in principle our estimation procedure can be likely be further improved further via wild binary segmentation (Fryzlewicz, 2014) or potentially through bespoke methods making separate use of $Z_{N,d}$ and $V_{N,d}$, for the sake of illustration we focus on the simpler case of simple binary segmentation in our numerical study to isolate the effects of our proposed test and the associated behavior of $\hat{\eta}_{N,d}$ in the multiple change point scenario.

4. SIMULATION STUDY

To evaluate the performance of our test, we study simulation performance based on the choice of the weight function

$$(4.1) \quad w(u) = \frac{1}{(u(1-u))^\kappa} \quad 0 \leq \kappa \leq 1/2.$$

for various values of κ . In all settings, unless otherwise stated, we use $\beta = 0.9$. Each reported estimate is based on 2000 independent realizations and is based on the jackknife method described in Section 3.1.3.

4.1. Size. We examine empirical size of our test at the sample sizes $N = 50, 100, 250, 500$ with $d = N$ and $d = 2N$ where \mathbf{X}_i are independent copies of $\mathbf{X} = (X_1, \dots, X_n)$, in the following settings:

- (1) $\mathbf{X} \sim N(0, \mathbf{I}_d);$
- (2) AR(1) coordinates: $X_i = \phi X_{i-1} + \varepsilon_i$, with $\phi = 0.9$ and $\varepsilon_i \stackrel{iid}{\sim} N(0, 1).$
- (3) $\mathbf{X} \sim \text{Multinomial}(5d, \mathbf{p})$, with $\mathbf{p} = (p_1, \dots, p_d)$, where $p_i = (1/i) \left(\sum_{j=1}^d 1/j \right)^{-1}$

For brevity we display results only for $p = 1$, though other cases of $p = 2, 3$ performed similarly in our simulations. Below are tables for nominal levels 0.01 and 0.05.

In general, the test tends to be more aggressive as κ increases, particularly in the case of $\kappa = 0.45$ when it is consistently oversized. (Since the convergence rate for $\kappa = 0.5$ is particularly slow, we do not recommend use of $\kappa = 0.5$ at this sample size.) Generally the size approximation is closest to the nominal value for the case $\kappa = 0.2$ and $\kappa = 0.4$ for values of $N \geq 100$. There is little difference between the settings with $d = 2N$ and $d = N$, or between examples (1)–(3).

Nominal level 0.01									
κ	$N = d$				$N = d/2$				
	50	100	250	500	50	100	250	500	
Ex (1)	0	.007	.008	.008	.010	.004	.006	.006	.007
	.2	.005	.005	.009	.009	.005	.007	.011	.008
	.4	.013	.010	.007	.011	.015	.010	.009	.012
	.45	.024	.020	.021	.017	.017	.019	.016	.011
Ex (2)	0	.003	.003	.007	.010	.005	.010	.006	.007
	.2	.004	.005	.009	.006	.004	.009	.011	.008
	.4	.016	.011	.010	.009	.014	.009	.012	.009
	.45	.014	.017	.017	.015	.023	.029	.022	.020
Ex (3)	0	.007	.007	.009	.008	.004	.005	.005	.006
	.2	.006	.006	.008	.007	.006	.010	.0075	.006
	.4	.025	.014	.011	.012	.024	.019	.011	.010
	.45	.030	.027	.010	.016	.034	.017	.018	.016

TABLE 1. Empirical size for nominal level $\alpha = 0.01$ tests with $p = 1$.

Nominal level 0.05									
κ	$N = d$				$N = d/2$				
	50	100	250	500	50	100	250	500	
Ex (1)	0	.026	.032	.039	.048	.028	.038	.047	.046
	.2	.036	.044	.040	.042	.037	.034	.043	.044
	.4	.064	.054	.044	.051	.053	.058	.050	.044
	.45	.065	.069	.064	.053	.061	.069	.079	.069
Ex (2)	0	.027	.033	.036	.043	.023	.035	.042	.036
	.2	.037	.033	.039	.045	.030	.040	.050	.049
	.4	.060	.058	.049	.047	.060	.063	.047	.042
	.45	.059	.067	.061	.06	.064	.071	.070	.062
Ex (3)	0	.034	.033	.039	.041	.024	.034	.036	.033
	.2	.044	.038	.049	.046	.029	.034	.035	.047
	.4	.070	.059	.058	.052	.069	.058	.058	.059
	.45	.072	.067	.061	.069	.064	.064	.066	.064

TABLE 2. Empirical size for nominal level $\alpha = 0.05$ tests with $p = 1$.

4.2. **Power.** We study power and estimation performance in a variety of settings. For comparison against other methods suited for general changes, we compare our method with

- (E-div.): the nonparametric E-divisive method (Matteson and James, 2014) via the `ecp` package in R. This method involves choice of a parameter $\alpha \in (0, 2)$; in our simulations we consider ordinary energy distance ($\alpha = 1$). Unless otherwise indicated we use default settings for the `e.divisive()` method.
- (MEC): The graph-based max-type edge count method (Chu and Chen (2019)) via the `gSeg` package in R. This method is suitable for a variety of datatypes and is demonstrated in their work to have some advantages in high dimensions. Following their simulation examples, we apply their method using the k -minimum-spanning tree graph based on euclidean distances with $k = 5$.

In all of our simulations in this section, we consider tests at the 5% significance level.

4.2.1. *Single change setting.* We first examine the effect of the various types of distributional changes for a single change point in high dimensions with $N = d$ at location $\lfloor k_1/N \rfloor = \eta \in \{0.5, 0.75\}$. In what follows, we let $\mathbf{Y}(\phi) = (Y_1, \dots, Y_d)^\top$ denote vector of AR(1) coordinates, where $Y_i = \phi Y_{i-1} + \varepsilon_i$ and $\varepsilon_i \stackrel{iid}{\sim} N(0, 1)$. Also, below, t_ν denotes a Student's t random variable with ν degrees of freedom. For the single change-point setting, we consider:

- (4) Location change: $\mathbf{X}_1 \stackrel{d}{=} \mathbf{Y}(\phi)$ and $\mathbf{X}_{k_1+1} \stackrel{d}{=} \mathbf{Y}(\phi) + \boldsymbol{\mu}$, with $\phi = 0.5$, $\boldsymbol{\mu} = (0.2, \dots, 0.2)^\top$
- (5) Covariance change: $\mathbf{X}_1 \stackrel{d}{=} \mathbf{Y}(\phi)$, $\mathbf{X}_{k_1+1} \stackrel{d}{=} \mathbf{Y}(\phi')$, with $\phi = 0.5$, $\phi' = 0.55$. (Note this amounts to a roughly 7.5% gain in variance in addition to correlation changes.)
- (6) Tail change: $\mathbf{X}_1 \sim N(0, \mathbf{I}_d)$, $\mathbf{X}_{k_1+1} = (X_{k_1+1,1}, \dots, X_{k_1+1,d})$ with $X_{k_1+1,i} \stackrel{iid}{\sim} \frac{t_\nu}{\sqrt{\text{var}(t_\nu)}}$, and $\nu = 7$.

For E-div, when $N \leq 100$ we set the minimum cluster size to 10; otherwise we leave it as its default value (30). For MEC, we use the function `gSeg1()`, as is recommended in the package documentation (Chen et al. (2021)) for the single change-point setting.

$N = d$	$\eta = 0.5$					$\eta = 0.75$					
	$p = 1$	$p = 2$	$p = 3$	E-div.	MEC	$p = 1$	$p = 2$	$p = 3$	E-div.	MEC	
Ex (4)	50	.059	.045	.055	.210	.135	.057	.052	.049	.113	.117
	100	.094	.071	.093	.620	.277	.057	.049	.053	.381	.201
	150	.455	.446	.442	.985	.553	.058	.054	.065	.901	.376
	200	.937	.938	.923	.999	.826	.076	.075	.068	.998	.599
	250	1.00	1.00	.998	.991	.996	.114	.101	.112	1.00	.817
Ex (5)	50	.090	.092	.087	.045	.073	.092	.078	.078	.052	.076
	100	.274	.291	.268	.069	.085	.228	.197	.213	.052	.069
	150	.598	.617	.605	.043	.112	.492	.452	.478	.040	.110
	200	.884	.878	.878	.048	.141	.755	.760	.742	.041	.120
	250	.984	.982	.984	.042	.207	.907	.927	.925	.053	.203
Ex (6)	50	.087	.041	.064	.041	.208	.075	.067	.094	.048	.186
	100	.258	.060	.144	.035	.300	.227	.071	.204	.052	.337
	150	.561	.060	.347	.042	.396	.445	.070	.373	.057	.365
	200	.847	.055	.624	.041	.454	.720	.083	.625	.048	.426
	250	.971	.066	.864	.045	.392	.910	.092	.812	.037	.467

TABLE 3. Comparison of power under a single change based $T_{N,d}$ on $p = 1, 2, 3$. Boldface numbers indicate the method with the highest power in each row.

In general we see that E-div performs extremely well under a mean change as in setting (4), though MEC and our method still have reasonably good power by comparison for $N = d = 200$ and larger when $\eta = 0.5$. Rather surprisingly, both E-div and MEC are severely underpowered in setting (5), and our method substantially outperforms both comparison methods in high dimensions. In setting (6), the MEC method has good power for smaller d , but ultimately in high dimensions our method outperforms both MEC and E-div, provided $p \neq 2$. Note that in (6), both the E-div method and our approach with $p = 2$ have severe lack of power, in agreement with the phenomenon concerning limitations of euclidean energy distance-related metrics pointed out in Chakraborty and Zhang (2021b). Since our method with $p = 2$ is roughly similar to the Euclidean energy distance, this is somewhat expected.

In general our method has its highest power when $\eta = 0.5$, as is expected and is common in most change-point methods. When $\eta = 0.75$, at this sample size our approach displays a drop in power for mean changes compared to Ediv and MEC, but retains reasonably good power for

settings (6) and (7). Though power certainly expected to decrease further in these settings as η moves toward the boundary, this is partly compensated by the choice of weight function $w(t)$ with $\kappa = 0.4$. This likely can be further mitigated by increasing κ , though potentially at the expense of some control over size in moderately sized samples.

4.2.2. Multiple change setting. In practice, the number of change points R and their locations are unknown. For illustration, below we examine the effect of multiple changes in settings with a random number $\mathcal{R} \sim 1 + \text{Poisson}(1)$ of change points at locations $\eta_i := \lfloor k_i/N \rfloor = \frac{i}{R+1}$. For illustration and simplicity of exposition, we consider “switching” scenarios that alternate between two distributional behaviors analogous to Examples (4)–(6). Since it is known to sometimes be more challenging for estimation when combined changes are present (c.f. a related discussion in Chu and Chen (2019)), we also consider an additional setting combining both mean and covariance changes. Specifically, for every even integer $0 \leq j \leq \mathcal{R}$ (recall $k_0 = 0$) we consider

- (7) Location change: $\mathbf{X}_{k_j} \stackrel{d}{=} \mathbf{Y}(\phi)$, and if $j < \mathcal{R}$, $\mathbf{X}_{k_{j+1}} \stackrel{d}{=} \mathbf{Y}(\phi) + \boldsymbol{\mu}$, with $\phi = 0.5$, $\boldsymbol{\mu} = (0.2, \dots, 0.2)^\top$,
- (8) Covariance change: $\mathbf{X}_{k_j} \stackrel{d}{=} \mathbf{Y}(\phi)$, and if $j < \mathcal{R}$, $\mathbf{X}_{k_{j+1}} \stackrel{d}{=} \mathbf{Y}(\phi')$, with $\phi = 0.5$, $\phi' = 0.55$.
- (9) Location & covariance change: $\mathbf{X}_{k_j} \stackrel{d}{=} \mathbf{Y}(\phi)$, and if $j < \mathcal{R}$, $\mathbf{X}_{k_{j+1}} \stackrel{d}{=} \mathbf{Y}(\phi') + \boldsymbol{\mu}$, with $\phi = 0.5$, $\phi' = 0.55$, $\boldsymbol{\mu} = (0.2, \dots, 0.2)^\top$.
- (10) Tail change: $\mathbf{X}_{k_j} \sim N(0, \mathbf{I}_d)$, and if $j < \mathcal{R}$, $\mathbf{X}_{k_{j+1}} = (X_{k_{j+1},1}, \dots, X_{k_{j+1},d})$ with $X_{k_{j+1},i} \stackrel{iid}{\sim} \frac{t_\nu}{\sqrt{\text{var}(t_\nu)}}$, $\nu = 7$.

(Note each simulated realization has its own independent realization of $\mathcal{R} \in \{1, 2, \dots\}$). In our simulations, we estimate the unknown number of change points \mathcal{R} and change point locations recursively at the 5% level of significance using ordinary binary segmentation. To assess estimation performance of both the estimated number of changes $\widehat{\mathcal{R}}$ and the estimated change point locations in high dimensions, in the table below, we consider the high dimensional setting of $N = d$, with $N = 300, 400, 500, 600$, and report

- The mean and median of the error $\widehat{\mathcal{R}} - \mathcal{R}$
- The average Rand index (RI) and average adjusted Rand index (ARI).

The RI and ARI are measures of agreement between two clusterings of data. In each realization, we compute the RI and ARI based on the estimated partition dictated by the estimated change point location(s) compared with the true partition for that realization consisting of $\mathcal{R} + 1$ clusters. Values near 1 indicate strong agreement with the clusterings, i.e., between the estimated number of change points and their true values in addition to estimated change point locations and their true values. Values near 0 indicate strong disagreement. For more details on the Rand and adjusted Rand indices, we refer to Rand (1971) and Morey and Agresti (1984).

For E-div, we use the same settings as in the Section 4.2.1. For MEC, we continue to use the `gSeg1()` function with the same settings to accommodate the possibility of only one change point in each realization; repeated application of this method is recommended in the `gSeg` package documentation as an approach for detecting multiple changes. We implement ordinary binary segmentation to facilitate direct comparison with applying binary segmentation to our procedure.

In general our method has good estimation accuracy in settings (8)-(10). We see that in all settings, behavior analogous to the single change-point setting emerges: in the settings that involve no mean change, our method has dramatically higher performance by comparison to Ediv; the same is true in setting (10) compared to MEC, and in setting (8), our method still outperform both approaches, but MEC retains reasonable estimation performance. For the

$N = d$	$T_{N,d}$, Bin. Seg.				E-div.				MEC, Bin. Seg.				
	$\widehat{\mathcal{R}} - \mathcal{R}$		Rand idx.		$\widehat{\mathcal{R}} - \mathcal{R}$		Rand idx.		$\widehat{\mathcal{R}} - \mathcal{R}$		Rand idx.		
	Q_2	Mean	RI	ARI	Q_2	Mean	RI	ARI	Q_2	Mean	RI	ARI	
Ex (7)	300	-2	-1.54	.524	.311	0	0.04	.985	.967	-2	-1.27	.610	.425
	400	-2	-1.50	.559	.369	0	0.04	.991	.978	0	-0.99	.684	.524
	500	-2	-1.42	.578	.398	0	0.05	.994	.986	0	-0.99	.684	.524
	600	-2	-1.33	.604	.430	0	0.05	.995	.989	0	-0.26	.847	.758
Ex (8)	300	-2	-0.62	.800	.675	-2	-1.91	.384	.023	-2	-1.51	.499	.233
	400	0	-0.09	.928	.862	-2	-1.89	.390	.025	-2	-1.34	.565	.350
	500	0	0.12	.969	.930	-2	-1.89	.391	.029	0	-0.96	.666	.500
	600	0	0.20	.978	.949	-2	-1.98	.384	.031	0	-0.52	.787	.673
Ex (9)	300	-2	-0.58	.720	.551	0	0.04	.983	.961	-2	-1.2	.623	.448
	400	0	-0.09	.852	.737	0	0.04	.991	.979	0	-0.79	.732	.597
	500	0	0.67	.919	.832	0	0.06	.992	.982	0	-0.45	.816	.716
	600	0	0.93	.926	.838	0	0.06	.995	.987	0	-0.08	.885	.814
Ex (10)	300	-2	-0.68	.784	.652	-2	-1.98	.377	.021	-2	-1.70	.411	.065
	400	0	-0.16	.918	.845	-2	-1.93	.384	.019	-2	-1.71	.431	.116
	500	0	0.05	.962	.918	-2	-1.90	.389	.019	-2	-1.59	.441	.134
	600	0	0.14	.976	.944	-2	-1.91	.383	.023	-2	-1.53	.471	.180

TABLE 4. Comparison of estimation accuracy with a random $\mathcal{R} \sim 1 + \text{Poisson}(1)$ number of change points. Boldface numbers indicate the method with the highest average ARI in each row.

multiple mean-change setting (7), E-div still dominates for these parameter choices, followed by MEC, and by comparison to the single change-point setting, our estimation performance deteriorates though it retains moderate levels of ARI. In the mixed scenario, (9), Ediv has the best performance, followed by our method, then MEC, both of which retain reasonably good power and estimation performance.

4.3. Discussion. Among the three types of changes considered, our test has reasonably good performance across an array of alternatives, and can have high power and good estimation accuracy in high-dimensional settings where other nonparametric methods are relatively powerless or have difficulty correctly estimating change points. Though no single method is expected to uniformly perform best against every alternative, our procedure still displays reasonable power and estimation accuracy in high dimensions even when it is outperformed for given alternatives, indicating it may be a suitable for use when little knowledge about the anticipated change points is to be assumed. In settings for which location changes are of primary interest, where performance of our method wanes, likely a procedure suited specifically to location changes would be more appropriate.

In addition, though not explored in-depth in this study, there may be possible advantages of increasing p . As evident from Table 3, larger p appears to lead to a decrease in power for the given alternatives in settings (4)–(6). However, for sparse alternatives in which only a small portion of coordinates change, larger values of p may provide some benefit; unreported simulation studies suggest increasing p can help with power against sparse location alternatives, in particular, but less so for sparse covariance or sparse tail changes.

Further, unreported simulation studies suggest in most settings it is best to take β close to 1; though control over size can degrade when making it extremely close to 1 (e.g., say 0.99) in moderate ($N \leq 500$) sample sizes; in general recommend that $\beta \leq 0.9$ when $N \leq 500$, and $\beta \leq 0.5$ for small sample sizes. β also influences the balance of the two statistics $V_{N,d}$ and $Z_{N,d}$

underlying our method; for smaller β , $Z_{N,d}$ is somewhat deprioritized and our test sensitivity is altered in a nontrivial way, partly becoming less sensitive to location alternatives. On the other hand, increasing β over larger samples can lead to increases in power against location alternatives. To minimize the choice of tuning parameters in practice, we recommend in general setting $\beta = 0.9$ which seems to work reasonably well in a variety of scenarios.

Our procedure can likely improved in a variety of ways without making significant changes to the underlying method; for instance, estimation performance in the multiple change point setting is expected to improve with wild binary segmentation (Fryzlewicz, 2014). Over moderate and smaller-sized samples in particular, power can likely also be improved though refined normalization of $Z_{N,d}(t)$, e.g., instead by $(|1 - 2t| + h_N(t))^{-\beta}$ or similar, for a function $h_N(t)$ satisfying $h_N(1/2) \sim N^{-1/2}$ but equal to 1 outside a neighborhood of $t = 1/2$.

Lastly, in small samples when computational cost is low, the permutation-based test can be used to retain control over size. However, for larger N , our method as well as E-div have quadratic complexity as the sample size increases; permutation-based approaches require repeated rearrangements of $O(N^2)$ distances for each permutation that can be computationally burdensome when N is large even when a small number of random permutations are chosen (c.f. Biau et al. (2016)). Our asymptotic approach has the benefit of avoiding this problem and makes our test suitable for testing potentially longer sequences compared with resampling approaches.

5. APPLICATION: MENTIONS OF U.S. GOVERNORS ON TWITTER

We illustrate our method through an application involving Twitter data concerning mentions of U.S. governors. The data was collected using the full-archive tweet counts endpoint in the Twitter Developer API¹. The API allows retrieval of the count by day of tweets matching any query from the complete history of public tweets. Note that when using the full-archive tweet counts endpoint in the Twitter API, the filters `-is:retweet -is:reply -is:quote` were applied to remove retweets, replies and quote tweets respectively.

Our dataset consists of matching queries that reference any of the 50 U.S. governors from 1/1/21 to 12/31/21, resulting in a series of length and dimension $(N, d) = (365, 50)$. Only governors holding office on the date 12/31/21 were included in this dataset; the full list of queried names is given in Table 5.5.

U.S. Governors holding office on 12/31/21
Greb Abbott, Charlie Baker, Andy Beshear, Kate Brown, Doug Burgum, John Carney, Roy Cooper, Spencer Cox, Ron DeSantis, Mike Dewine, Doug Ducey, Mike Dunleavy, John Bel Edwards, Tony Evers, Greg Gianforte, Mark Gordon, Michelle Grisham, Kathy Hochul, Larry Hogan, Eric Holcomb, Asa Hutchinson, David Ige, Jay Inslee, Kay Ivey, Jim Justice, Laura Kelly, Brian Kemp, Ned Lamont, Bill Lee, Brad Little, Dan McKee, Henry McMaster, Janet Mills, Phil Murphy, Gavin Newsom, Kristi Noem, Ralph Northam, Mike Parson, Jared Polis, J.B. Pritzker, Tate Reeves, Kim Reynolds, Pete Ricketts, Phil Scott, Steve Sisolak, Kevin Stitt, Chris Sununu, Tim Walz, Gretchen Whitmer, Tom Wolf

TABLE 5.5. Governor names used for query in Twitter data collection

An inspection of the heatmap of correlation coefficients for each of the $d = 50$ components of this series suggests that weak dependence is plausible, revealing that a substantial proportion of governor tweet mentions have relatively small correlation coefficients.

¹<https://developer.twitter.com/en/docs/twitter-api/tweets/counts/introduction>

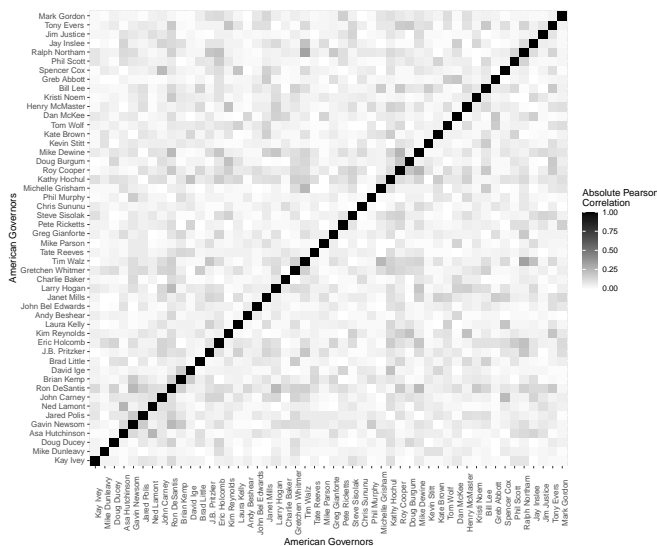


FIGURE 5.1. Governor dataset: heatmap of estimated correlation coefficients for each of the $\binom{50}{2}$ pairs of components.

To accommodate variability in the total number of daily mentions among all governors, which range from roughly 1,000 to 20,000 mentions in a given day, a subset of $m = 500$ observations on each day were randomly sampled without replacement, resulting in a where the vector $\mathbf{r}_i = (r_{1,i}, \dots, r_{50,i})$ contains the observed number of daily mentions for each governor based on the random selection for that day. Test results did not substantially change for other choices of $m \leq 1000$, and repeated tests for different subsets of m gave relatively consistent results.

For our tests and estimation, we use $p = 1$ and $\beta = 0.9$ in accordance with favorable performance of these choices revealed in Section 4. After a change is detected, we estimate the location of change with $\hat{\eta}_{N,d}$, the estimator of (3.19) with weight function $w(t) = (t(1-t))^\kappa$ with for various κ and continue to estimate changes via binary segmentation and tests were repeated in each subsegment until failure to reject the null hypothesis. Figure 5.2 contains detected change points for $p = 1$, which were identical for choices of $\kappa = 0.0, 0.1, 0.2, 0.25, 0.4$ and $\beta = 0.9$ at significance level 0.01.

Several detected changes apparently coincide with important dates or events in the U.S. news cycle. For instance, the date 9/12/21 (adjacent to 9/11) is detected as a change point, as is the date 11/25/21, coinciding with the weekend following Thanksgiving; some news events are apparent from other dates. For instance, the date 5/21/2021 coincides with several news stories following Texas Governor Greg Abbott's signing of the controversial Texas Heartbeat Act into law²; the date 8/1/2021 coincides with a news cycle immediately following Florida Governor Ron Desantis' executive order on 7/30/2021 concerning masking.³ Interestingly, unreported results from repeated analysis on this dataset across various values of $\beta = 0, 0.1, 0.2, 0.3, 0.4$ and $\kappa = 0, 0.2, 0.4$ reveals the dates 5/21/21, 8/1/21, and 9/12/2021 are all detected in nearly every case.

²https://en.wikipedia.org/wiki/Texas_Heartbeat_Act

³<https://www.flgov.com/2021-executive-orders/>

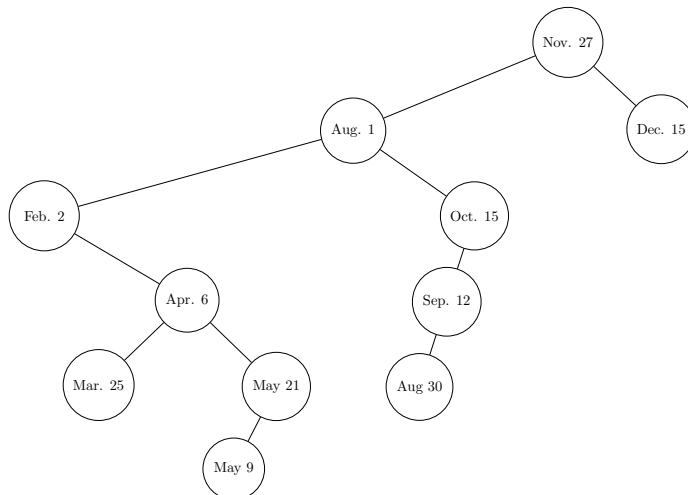


FIGURE 5.2. Change-point detection with level 0.01 tests using $p = 1$ for Governor dataset from January 1st, 2021 to December 31st, 2021. Bisection conducted until failure to reject null hypothesis. In the figure above, the top of each tree is the first estimated change point; subsequent estimated change points after bisection appear along each respective branch in the order of detection, displayed chronologically left-to-right.

6. CONCLUSION

In this paper, we construct an asymptotic testing procedure suitable for high-dimensional settings based on combining two maximally selected statistics stemming from L_p norms. Our method is theoretically supported in high dimensional asymptotic settings and displays convenient limit behavior leading to a straightforward asymptotic test with readily available critical values. We have demonstrated our test has reasonably good power against a variety of alternatives, and has especially high power when there is no change in location by comparison to other nonparametric methods, making it suited to scenarios when little a priori knowledge is available about the type of possible change points or when location changes are not expected.

An underlying principle of our approach lies in combining two separate statistics measuring different aspects of the data that behave similarly under H_0 but behave differently under H_A . This general principle can likely be extended to a variety of other settings to construct more discerning change-point methods capable of revealing subtleties in high-dimensional sequences of data. We leave this open as a topic for future research.

APPENDIX A. SOME EXAMPLES

We demonstrate some examples when the assumptions in Section 3 are satisfied.

Example A.1 (Independent coordinates). Assume $X_{1,1}, X_{1,2}, \dots, X_{1,d}$ are independent, and that (3.5) holds. For simplicity write $\mathbf{X}_1 - \mathbf{X}_2 = (Z_1, Z_2, \dots, Z_d)^\top$. Using Rosenthal's inequality (cf. Petrov, 1995, p. 59) we get for all $\beta \geq 2$

$$E \left| \sum_{j=1}^d (|Z_j|^p - E|Z_j|^p) \right|^\beta$$

$$\leq C \left(\sum_{j=1}^d E ||Z_j|^p - E|Z_j|^p|^\beta + \left[\sum_{j=1}^d \text{var}(|Z_j|^p) \right]^{\beta/2} \right),$$

where $C > 0$ depends only on p . Similarly,

$$\begin{aligned} & E \left| \sum_{j=1}^d [g_j(X_{1,j}) - E g_j(X_{1,j})] \right|^\beta \\ & \leq C \left(\sum_{j=1}^d E |g_j(X_{1,j}) - E g_j(X_{1,j})|^\beta + \left[\sum_{j=1}^d \text{var}(g_j(X_{1,j})) \right]^{\beta/2} \right). \end{aligned}$$

Note for all $\beta \geq 1$, $E|g_j(X_{1,j})|^\beta \leq CE|X_{1,j}|^{p\beta}$. Hence conditions (3.3) and (3.4) in Assumption 3.1 are satisfied if

$$\limsup_{d \rightarrow \infty} \frac{1}{d} \sum_{j=1}^d E|X_{1,j}|^{2p} < \infty$$

and

$$\limsup_{d \rightarrow \infty} \frac{1}{d^{\alpha/2}} \sum_{j=1}^d [E|X_{1,j}|^{p\alpha} + (E|X_{1,j}|^p)^\alpha] < \infty.$$

Next we extend Example A.1 to dependent coordinates.

Example A.2 (Linear process coordinates). Suppose for each d , $\mathbf{X}_i = (X_{i,1}, \dots, X_{i,d})^\top$ are given by $X_{i,\ell} = \sum_{j=-\infty}^{\infty} a_{\ell-j} \varepsilon_j^{(i)}$, where $\varepsilon_j^{(i)}$ are independent identically distributed variables with $E\varepsilon_j^{(i)} = 0$, $E(\varepsilon_j^{(i)})^2 = 1$, $E|\varepsilon_1|^{p\alpha} < \infty$, and

$$(A.1) \quad |a_k| \leq c_2 \exp(-c_3|k|)$$

with some $0 < c_2, c_3 < \infty$. First we show (3.3) holds, i.e., that

$$(A.2) \quad E \left| \sum_{j=1}^d [|Z_j|^p - E|Z_j|^p] \right|^\alpha \leq c_4 d^{\alpha/2}$$

where $(Z_1, Z_2, \dots, Z_d)^\top = \mathbf{X}_1 - \mathbf{X}_2$. For notational simplicity let $\varepsilon_j = \varepsilon_j^{(1)} - \varepsilon_j^{(2)}$, and define

$$\bar{Z}_j = \sum_{|j-\ell| \leq c_6 \log d} a_{\ell-j} \varepsilon_\ell + \sum_{|j-\ell| > c_6 \log d} a_{\ell-j} \tilde{\varepsilon}_\ell$$

where the sequence $\{\tilde{\varepsilon}_j\}_{j=-\infty}^{\infty}$ is an independent copy of $\{\varepsilon_j\}_{j=-\infty}^{\infty}$. Let $q \geq 1$ be such that $q^{-1} + r^{-1} = 1$, and take any $s > \frac{1}{r}$. The decay of $a_{j,k}$ implies we can choose $c_6 = c_6(\alpha)$ large enough so that

$$\begin{aligned} E|Z_j - \bar{Z}_j|^r &= E \left| \sum_{|j-\ell| > c_6 \log d} a_{\ell-j} \tilde{\varepsilon}_\ell \right|^r \\ &\leq \left(\sum_{|j-\ell| > c_6 \log d} |j-\ell|^{sq} |a_{\ell-j}|^q \right)^{\frac{r}{q}} \left(\sum_{|j-\ell| > c_6 \log d} |j-\ell|^{-sr} E|\tilde{\varepsilon}_\ell|^r \right) \\ &\leq C \left(\sum_{|j-\ell| > c_6 \log d} |j-\ell|^{sq} \exp\{-qc_3|j-\ell|\} \right)^{\frac{r}{q}} \\ &\leq Cd^{-\alpha/2}. \end{aligned}$$

Using the inequality $\|x\|^p - \|y\|^p \leq C_p(\|x\|^{p-1} + \|y\|^{p-1})\|x - y\|$, this gives

$$\begin{aligned}
E \left| \sum_{j=1}^d |Z_j|^p - |\bar{Z}_j|^p \right|^\alpha &\leq c_7 E \left(\sum_{j=1}^d (|Z_j|^{p-1} + |\bar{Z}_j|^{p-1}) |Z_j - \bar{Z}_j| \right)^\alpha \\
&\leq c_7 d^{\alpha-1} \sum_{j=1}^d E \left((|Z_j|^{p-1} + |\bar{Z}_j|^{p-1}) |Z_j - \bar{Z}_j| \right)^\alpha \\
(A.3) \quad &\leq d^{\alpha-1} c_7 \sum_{j=1}^d (E|Z_j|^{p\alpha})^{\frac{p-1}{p}} (E|Z_j - \bar{Z}_j|^{p\alpha})^{1/p} \leq c_8 d^{\alpha/2}.
\end{aligned}$$

Thus, it suffices to establish (A.2) for the variables \bar{Z}_j in place of Z_j . Note that by definition, $\bar{Z}_1, \bar{Z}_2, \dots, \bar{Z}_d$ are $c_6 \log d$ -dependent random variables. For simplicity, for each d we set $\bar{Z}_\ell = 0$ whenever $\ell > d$. Now define $n_k = (k-1)\lfloor (\log d)^2 \rfloor$, $\zeta_j = |\bar{Z}_j|^p - E|\bar{Z}_j|^p$. Let

$$Q_{k,1} = \sum_{\ell=n_{k-1}+1}^{n_k} \zeta_\ell, \quad k = 1, 3, \dots, k_1^*, \quad Q_{k,2} = \sum_{\ell=n_{k-1}+1}^{n_k} \zeta_\ell, \quad k = 2, 4, \dots, k_2^*,$$

where k_1^* , and k_2^* are the smallest odd and even integers, respectively, such that $n_{k_i^*} \geq d$. (Note the quantities $Q_{k_1^*,1}$ and $Q_{k_2^*,2}$ respectively may contain fewer than $n_{k_1^*} - n_{k_1^*-1}$ and $n_{k_2^*} - n_{k_2^*-1}$ terms.) By construction, the variables $Q_{k,1}$, $k = 1, 3, \dots, k_1^*$ are independent and similarly $Q_{k,2}$, $k = 2, 4, \dots, k_2^*$ are independent. Thus, using Rosenthal's inequality again, we obtain

$$(A.4) \quad E \left| \sum_{k=1,3,\dots,k_1^*} Q_{k,1} \right|^\alpha \leq c_9 \left(\sum_{k=1,3,\dots,k_1^*} E|Q_{k,1}|^\alpha + \left(\sum_{k=1,3,\dots,k_1^*} E(Q_{k,1})^2 \right)^{\alpha/2} \right)$$

and similarly for $Q_{k,2}$. We proceed to bound $E|Q_{k,1}|^\alpha$ and $E|Q_{k,1}|^2$ separately. For $E|Q_{k,1}|^\alpha$, we have

$$(A.5) \quad E|Q_{k,1}|^\alpha \leq (n_k - n_{k-1})^{\alpha-1} \sum_{\ell=n_{k-1}+1}^{n_k} E|\zeta_\ell|^\alpha \leq c_{10}(n_k - n_{k-1})^\alpha \leq c_{10}(\log d)^{2\alpha}.$$

For $E|Q_{k,1}|^2$, we need a sharper bound. For each j , set

$$\bar{\varepsilon}_\ell^{(j)} = \begin{cases} \varepsilon_\ell & |\ell - j| \leq c_6 \log d \\ \tilde{\varepsilon}_\ell & |\ell - j| > c_6 \log d \end{cases}$$

so that $\bar{Z}_j = \sum_{\ell=-\infty}^{\infty} a_{\ell-j} \bar{\varepsilon}_\ell^{(j)}$. Now, for each $1 \leq \ell, j \leq d$, $j \neq \ell$, set $I_{j,\ell} = (j - \lfloor \frac{|j-\ell|}{2} \rfloor, j + \lfloor \frac{|j-\ell|}{2} \rfloor]$, and define

$$\bar{Z}_{j,\ell} = \sum_{i \in I_{j,\ell}} a_{i-\ell} \bar{\varepsilon}_i^{(j)} + \sum_{i \notin I_{j,\ell}} a_{i-\ell} \bar{\varepsilon}_i^{(j,\ell)}$$

where $\bar{\varepsilon}_i^{(j,\ell)}$, $i \notin I_{j,\ell}$ are independent copies of $\bar{\varepsilon}_i^{(j)}$. By construction, for each pair (j, ℓ) , $j \neq \ell$, we have $\bar{Z}_{\ell,j} \stackrel{\mathcal{D}}{=} \bar{Z}_j$, and the variables $\bar{Z}_{\ell,j}$ and $\bar{Z}_{j,\ell}$ are independent, since $I_{j,\ell} \cap I_{\ell,j} = \emptyset$. Further, if we define

$$\zeta_{j,\ell} = |\bar{Z}_{j,\ell}|^p - E|\bar{Z}_{j,\ell}|^p$$

we clearly have, for some constants $c_{11}, c_{12} > 0$ independent of d ,

$$E|\zeta_j - \zeta_{j,\ell}|^2 = \sum_{i \notin I_{j,\ell}} a_{i,j}^2 \leq c_{11} \exp(-c_{12}|j - \ell|).$$

Therefore, from the decomposition $E|Q_{k,1}|^2 = \sum_{\ell=n_{k-1}+1}^{n_k} E\zeta_\ell^2 + 2 \sum_{n_{k-1}+1 \leq j < \ell \leq n_k} E\zeta_\ell \zeta_j$, using $E\zeta_{j,\ell} \zeta_{\ell,j} = 0$, we obtain

$$\begin{aligned} \left| \sum_{n_{k-1}+1 \leq j < \ell \leq n_k} E\zeta_\ell \zeta_j \right| &= \left| \sum_{n_{k-1}+1 \leq j < \ell \leq n_k} E[(\zeta_\ell - \zeta_{\ell,j})\zeta_j] + E[(\zeta_j - \zeta_{j,\ell})\zeta_{\ell,j}] \right| \\ &\leq \sum_{n_{k-1}+1 \leq j < \ell \leq n_k} \left((E(\zeta_\ell - \zeta_{\ell,j})^2 E\zeta_j^2) \right)^{1/2} + (E(\zeta_j - \zeta_{j,\ell})^2 E\zeta_{\ell,j}^2)^{1/2} \\ &\leq c_{13}(n_k - n_{k+1}) \end{aligned}$$

Thus,

$$(A.6) \quad E|Q_{k,1}|^2 \leq c_{14}(n_k - n_{k+1})$$

Combining (A.5) and (A.6) with (A.4), we obtain $E|\sum_{k=1,3,\dots,k_1^*} Q_{k,1}|^\alpha \leq c_{15}d^{\alpha/2}$. The same arguments apply to $Q_{k,2}$, which establishes (A.2), i.e. (3.3) holds.

Turning to (3.4), observe

$$|g_j(x) - g_j(y)| \leq c_{16}(|x|^{p-1} + |y|^{p-1})|x - y|.$$

Thus, (3.4) can be established using the same arguments leading to (A.2) with minor adjustments.

For (3.5), note the sequence $g_1(X_1), g_2(X_2), \dots$ is stationary and thus $\varpi(p) = Eg_1(X_1)$ and the existence of τ^2 follows, showing that Assumption 3.3 holds.

Example A.3 (Multinomial coordinates). We assume that \mathbf{X}_1 has a multinomial distribution, $(\gamma_1/d, \gamma_2/d, \dots, \gamma_d/d, Cd)$, where C is a positive integer, $0 < c_1 \leq \gamma_i \leq c_2, 1 \leq i \leq d, \gamma_1 + \gamma_2 + \dots + \gamma_d = d$. Under these assumptions, the coordinates of \mathbf{X}_1 are approximately independent Poisson random variables (cf. McDonald (1980) and Deheuvels and Pfeifer (1988)) and the conditions of Theorems 3.1 and 3.2 are satisfied.

APPENDIX B. PRELIMINARY LEMMAS

In all asymptotic statements, $O_P(1)$ and $o_P(1)$ denote terms which are bounded in probability and tend to zero in probability, respectively, in the limit $\min\{N, d\} \rightarrow \infty$.

Recall the independent and identically distributed random variables $\zeta_i, 1 \leq i \leq N$ defined in (3.9). Let

$$(B.1) \quad \psi_{i,j} = \left(\frac{1}{d} \sum_{\ell=1}^d |X_{i,\ell} - X_{j,\ell}|^p \right)^{1/p} - \theta.$$

First we provide a bound for the distance between the underlying U-statistics and their projections in terms of the (dimension-dependent) quantities $E\psi_{1,2}^2$ and $E\zeta_1^2$.

Lemma B.1. *For each pair $1 \leq i \neq j \leq N$, let $y_{i,j} = \psi_{i,j} - (\zeta_i + \zeta_j)$. Under either the conditions of Theorem 3.1 or 3.2 or under Theorem 3.3 and 3.4, for any $\bar{\alpha} > 0$*

$$(B.2) \quad \max_{1 \leq k \leq N} \frac{1}{k^{1+\bar{\alpha}}} \left| \sum_{1 \leq i < j \leq k} y_{i,j} \right| = O_P \left((E\psi_{1,2}^2 + E\zeta_1^2)^{1/2} \right),$$

$$(B.3) \quad \max_{1 \leq k \leq N-1} \frac{1}{(N-k)^{1+\bar{\alpha}}} \left| \sum_{k+1 \leq i < j \leq N} y_{i,j} \right| = O_P \left((E\psi_{1,2}^2 + E\zeta_1^2)^{1/2} \right),$$

and for any $\beta \geq 0$,

$$(B.4) \quad \max_{1 \leq k \leq N-1} \frac{\left(\left| 1 - \frac{2k}{N} \right| + \frac{1}{\sqrt{N}} \right)^{-\beta}}{\left[k(N-k) \right]^{\frac{1}{2} + \bar{\alpha}}} \left| \sum_{i=1}^k \sum_{j=k+1}^N y_{i,j} \right| = O_P \left(\left(\log(N) N^{-\bar{\alpha}} + \log^2(N) N^{\frac{\beta}{2} - 2\bar{\alpha}} \right) (E\psi_{1,2}^2 + E\zeta_1^2)^{1/2} \right).$$

Proof. We write

$$\sum_{1 \leq i < j \leq k} [\psi_{i,j} - (\zeta_i + \zeta_j)] = \sum_{j=2}^k \xi_j,$$

where

$$\xi_j = \sum_{\ell=1}^{j-1} [\psi_{\ell,j} - (\zeta_\ell + \zeta_j)], \quad 2 \leq j \leq N;$$

for convenience we set $\xi_1 = 0$. Using the definition of ζ_i , we have

$$E\xi_i = 0, \quad E\xi_i \xi_j = 0, \quad \text{if } i \neq j \quad \text{and} \quad E\xi_i^2 \leq 9i (E\psi_{1,2}^2 + 2E\zeta_1^2).$$

Hence by Menshov's inequality (cf. Billingsley, 1968, p. 102)

$$(B.5) \quad E \max_{1 \leq k \leq m} \left(\sum_{i=1}^k \xi_i \right)^2 \leq (\log_2(4m))^2 \sum_{i=1}^m 9i (E\psi_{1,2}^2 + 2E\zeta_1^2) \leq c_1 m^2 (\log m)^2 (E\psi_{1,2}^2 + E\zeta_1^2).$$

Using (B.5) we get

$$\begin{aligned} & P \left\{ \max_{1 \leq k \leq N} \frac{1}{k^{1+\bar{\alpha}}} \left| \sum_{i=1}^k \xi_i \right| > x (E\psi_{1,2}^2 + E\zeta_1^2)^{1/2} \right\} \\ & \leq P \left\{ \max_{1 \leq j \leq \log N} \max_{e^{j-1} \leq k \leq e^j} \frac{1}{k^{1+\bar{\alpha}}} \left| \sum_{i=1}^k \xi_i \right| > x (E\psi_{1,2}^2 + E\zeta_1^2)^{1/2} \right\} \\ & \leq \sum_{j=1}^{\log N} P \left\{ \max_{e^{j-1} \leq k \leq e^j} \frac{1}{k^{1+\bar{\alpha}}} \left| \sum_{i=1}^k \xi_i \right| > x (E\psi_{1,2}^2 + E\zeta_1^2)^{1/2} \right\} \\ & \leq \sum_{j=1}^{\log N} P \left\{ \max_{e^{j-1} \leq k \leq e^j} \left| \sum_{i=1}^k \xi_i \right| > x e^{(j-1)(1+\bar{\alpha})} (E\psi_{1,2}^2 + E\zeta_1^2)^{1/2} \right\} \\ & \leq \frac{c_1}{x^2} \sum_{j=1}^{\log N} e^{-2j(1+\bar{\alpha})} e^{2j} j^2 \\ & \leq \frac{c_2}{x^2}, \end{aligned}$$

completing the proof of (B.2). By symmetry, (B.2) implies (B.3). We now show (B.4). First, by Lemma D.1, for each fixed $1 \leq m_1 < m_2 \leq N-1$,

$$(B.6) \quad E \max_{m_1 \leq k \leq m_2} \left(\sum_{i=1}^k \sum_{j=k+1}^N y_{ij} \right)^2 \leq [\log_2(4m_1) \log_2(4(N-m_1))]^2 m_2 (N-m_1) (E\psi_{1,2}^2 + E\zeta_1^2).$$

For any $x > 0$, let $x' = x \log(N)N^{-\bar{\alpha}}$. Using (B.6), over the range $1 \leq k < N/4$, for all large N , we have $(|1 - \frac{2k}{N}| + \frac{1}{N})^{-\beta} \leq 2$, and thus

$$\begin{aligned}
& P \left\{ \max_{1 \leq k \leq N/4} \frac{(|1 - \frac{2k}{N}| + \frac{1}{\sqrt{N}})^{-\beta}}{[k(N-k)]^{\frac{1}{2} + \bar{\alpha}}} \left| \sum_{i=1}^k \sum_{j=1}^{N-k} y_{ij} \right| > x' (E\psi_{1,2}^2 + E\zeta_1^2)^{1/2} \right\} \\
& \leq P \left\{ \max_{1 \leq j \leq \log(N/4)} \max_{e^{j-1} \leq k \leq e^j - 1} \frac{1}{k^{\frac{1}{2} + \bar{\alpha}}} \left| \sum_{i=1}^k \sum_{j=1}^{N-k} y_{ij} \right| > Cx' N^{\frac{1}{2} + \bar{\alpha}} (E\psi_{1,2}^2 + E\zeta_1^2)^{1/2} \right\} \\
& \leq \sum_{j=1}^{\log(N/4)} P \left\{ \max_{e^{j-1} \leq k \leq e^j - 1} \left| \sum_{i=1}^k \sum_{j=1}^{N-k} y_{ij} \right| > x' C e^{(j-1)(\frac{1}{2} + \bar{\alpha})} N^{\frac{1}{2} + \bar{\alpha}} (E\psi_{1,2}^2 + E\zeta_1^2)^{1/2} \right\} \\
& \leq \frac{c_1}{(x')^2} \sum_{j=1}^{\log(N/4)} e^{-(1+2\bar{\alpha})j} N^{-(1+2\bar{\alpha})} e^j (N - e^{j-1}) [\log(4(N - e^{j-1})) \log(4e^j)]^2 \\
& \leq \frac{c_2}{(x')^2} [\log(N)]^2 N^{-2\bar{\alpha}} \sum_{j=1}^{\log(N/4)} j^2 e^{-j2\alpha} \\
\text{(B.7)} \quad & \leq \frac{c_3}{x^2}.
\end{aligned}$$

Over the range $N/4 \leq k \leq N/2$, $[k(N-k)]^{\frac{\bar{\alpha}}{2}} \geq CN^{\bar{\alpha}}$, and applying (B.6) again,

$$\begin{aligned}
& P \left\{ \max_{N/4 \leq k \leq N/2} \frac{(|1 - \frac{2k}{N}| + \frac{1}{\sqrt{N}})^{-\beta}}{[k(N-k)]^{\frac{1}{2} + \bar{\alpha}}} \left| \sum_{i=1}^k \sum_{j=1}^{N-k} y_{ij} \right| > x (E\psi_{1,2}^2 + E\zeta_1^2)^{1/2} \right\} \\
& \leq P \left\{ \max_{N/4 \leq k \leq N/2} \left| \sum_{i=1}^k \sum_{j=1}^{N-k} y_{ij} \right| > x' C N^{1+2\bar{\alpha} - \frac{\beta}{2}} (E\psi_{1,2}^2 + E\zeta_1^2)^{1/2} \right\} \\
\text{(B.8)} \quad & \leq \frac{c_4}{x^2} (N^{\beta-4\alpha} [\log N]^4)
\end{aligned}$$

By (B.7) and (B.8),

$$\begin{aligned}
& \max_{1 \leq k \leq N/2} \frac{(|1 - \frac{2k}{N}| + \frac{1}{\sqrt{N}})^{-\beta}}{[k(N-k)]^{\frac{1}{2} + \bar{\alpha}}} \left| \sum_{i=1}^k \sum_{j=k+1}^N y_{i,j} \right| \\
& = O_P \left(\left(\log(N)N^{-\bar{\alpha}} + [\log(N)]^2 N^{\frac{\beta}{2} - 2\bar{\alpha}} \right) (E\psi_{1,2}^2 + E\zeta_1^2)^{1/2} \right).
\end{aligned}$$

By symmetry, the same bound holds for the maximum taken over $N/2 < k \leq N$, completing the proof of (B.4). \square

Next we consider approximations for the sums of the projections. Let

$$j^2(d) = E\zeta_1^2 \quad \text{and} \quad m(d, \nu) = E|\zeta_1|^\nu.$$

Lemma B.2. *Suppose $m(d, \nu) < \infty$. If the conditions of Theorem 3.1 or 3.2 or those of Theorem 3.3 and 3.4, are satisfied, then for each N and d we can define independent Wiener*

processes $\{W_{N,d,1}(x), 0 \leq x \leq N/2\}$ and $\{W_{N,d,2}(x), 0 \leq x \leq N/2\}$ such that,

$$(B.9) \quad \sup_{1 \leq x \leq N/2} \frac{1}{x^{\bar{\alpha}}} \left| \frac{1}{j(d)} \sum_{i=1}^{\lfloor x \rfloor} \zeta_i - W_{N,d,1}(x) \right| = O_P(1),$$

and

$$(B.10) \quad \sup_{N/2 \leq x \leq N-1} \frac{1}{(N-x)^{\bar{\alpha}}} \left| \frac{1}{j(d)} \sum_{i=\lfloor x \rfloor+1}^N \zeta_i - W_{N,d,2}(N-x) \right| = O_P(1)$$

for any $\bar{\alpha} > \max\{1/4, 1/\nu\}$.

Proof. Using the Skorokhod embedding scheme (cf. Breiman, 1968) we can define Wiener processes $W_{N,d,3}(x)$ such that

$$\sum_{i=1}^k \zeta_i = W_{N,d,3}(\mathfrak{t}_i),$$

$$\mathfrak{t}_i = \mathfrak{r}_1 + \mathfrak{r}_2 + \dots + \mathfrak{r}_i,$$

where for each N and d the random variables $\mathfrak{r}_1, \mathfrak{r}_2, \dots, \mathfrak{r}_{N/2}$ are independent and identically distributed with

$$E\mathfrak{r}_1 = j^2(d) \quad \text{and} \quad E\mathfrak{r}_1^{\nu/2} \leq c_1 m(d, \nu).$$

We can assume without loss of generality that $2 < \nu < 4$. Using the Marcinkiewicz–Zygmund and von Bahr–Esseen inequalities (cf. Petrov, 1995, p. 82) we get

$$\begin{aligned} E \max_{1 \leq j \leq k} \left| \sum_{i=1}^j (\mathfrak{r}_i - j^2(d)) \right|^{\nu/2} &\leq c_2 k \left(E\mathfrak{r}_1^{\nu/2} + (j^2(d))^{\nu/2} \right) \\ &\leq c_3 k \left(m(d, \nu) + (j^2(d))^{\nu/2} \right). \end{aligned}$$

We get for all $\nu/2 < \lambda$ that

$$\begin{aligned} &P \left\{ \max_{1 \leq k \leq N/2} \frac{1}{k^\lambda} \left| \sum_{i=1}^k (\mathfrak{r}_i - j^2(d)) \right| > x \left(m(d, \nu) + (j^2(d))^{\nu/2} \right)^{2/\nu} \right\} \\ &\leq P \left\{ \max_{1 \leq j \leq \log(N/2)} \max_{e^{j-1} \leq k \leq e^j} \frac{1}{k^\lambda} \left| \sum_{i=1}^k (\mathfrak{r}_i - j^2(d)) \right| > x \left(m(d, \nu) + (j^2(d))^{\nu/2} \right)^{2/\nu} \right\} \\ &\leq P \left\{ \max_{1 \leq j \leq \log(N/2)} \max_{e^{j-1} \leq k \leq e^j} \left| \sum_{i=1}^k (\mathfrak{r}_i - j^2(d)) \right| > x e^{(j-1)\lambda} \left(m(d, \nu) + (j^2(d))^{\nu/2} \right)^{2/\nu} \right\} \\ &\leq \sum_{j=1}^{\log(N/2)} P \left\{ \max_{e^{j-1} \leq k \leq e^j} \left| \sum_{i=1}^k (\mathfrak{r}_i - j^2(d)) \right|^{\nu/2} > x^{\nu/2} e^{(j-1)\lambda\nu/2} \left(m(d, \nu) + (j^2(d))^{\nu/2} \right) \right\} \\ &\leq \frac{c_4}{x^{\nu/2}} \sum_{j=1}^{\log(N/2)} e^j e^{-(j-1)\lambda\nu/2} \\ (B.11) \quad &\leq \frac{c_5}{x^{\nu/2}}. \end{aligned}$$

For $s > 0$, and any $c_6 > 0$, let

$$h(s, d) = c_6 s^\lambda \left(m(d, \nu) + (j^2(d))^{\nu/2} \right)^{2/\nu}$$

The bound (B.11) implies

$$\lim_{c_6 \rightarrow \infty} \liminf_{N \rightarrow \infty} P \left\{ \mathcal{I}_{[x]} \in \{y > 0 : |y - x j^2(d)| \leq h(x, d)\}, 1 \leq x \leq N/2 \right\} = 1.$$

In turn, this implies

$$\begin{aligned} & \lim_{c_6 \rightarrow \infty} \liminf_{N \rightarrow \infty} P \left\{ \max_{1 \leq x \leq N/2} \frac{1}{j(d) x^{\bar{\alpha}}} |W_{N,d,3}(\mathcal{I}_{[x]}) - W_{N,d,3}(j^2(d)x)| \right. \\ & \quad \left. \leq \sup_{1 \leq x \leq N/2} \sup_{\{y > 0 : |y - j^2(d)x| \leq h(x, d)\}} \frac{1}{j(d) x^{\bar{\alpha}}} |W_{N,d,3}(y) - W_{N,d,3}(j^2(d)x)| \right\} = 1. \end{aligned}$$

By the scale transformation of the Wiener process

$$\begin{aligned} & \sup_{1 \leq x \leq N/2} \sup_{\{y > 0 : |y - j^2(d)x| \leq h(x, d)\}} \frac{1}{j(d) x^{\bar{\alpha}}} |W_{N,d,3}(y) - W_{N,d,3}(j^2(d)x)| \\ & \stackrel{\mathcal{D}}{=} \sup_{1 \leq x \leq N/2} \sup_{\{z > 0 : |z - x| \leq h(x, d)/j^2(d)\}} \frac{1}{x^{\bar{\alpha}}} |W(z) - W(x)| \\ \text{(B.12)} \quad & \leq \sup_{1 \leq x \leq N/2} \sup_{\{z > 0 : |z - x| \leq c_7 x^\lambda\}} \frac{1}{x^{\bar{\alpha}}} |W(z) - W(x)|, \end{aligned}$$

where we used that $\sup_{d \geq 1} \frac{(m(d, \nu) + (j^2(d))^{\nu/2})^{2/\nu}}{j^2(d)} < \infty$ by Lemma D.3. Recall (cf. Csörgő and Révész (1981, p. 24)) for every $\epsilon > 0$ there exists a $c_0(\epsilon)$ such that

$$P \left\{ \sup_{0 \leq x \leq T} \sup_{\{z > 0 : |z - x| \leq h\}} |W(z) - W(x)| > h^{1/2} y \right\} \leq \frac{c_0(\epsilon) T}{h} \exp \left(-\frac{y^2}{2 + \epsilon} \right),$$

for any $T > 0$ and $0 < h < T$. Therefore, for any $M > 0$ and $\lambda < 2\bar{\alpha}$, we have

$$\begin{aligned} & P \left\{ \sup_{1 \leq x \leq N} \sup_{\{z > 0 : |z - x| \leq c x^\lambda\}} \frac{1}{x^{\bar{\alpha}}} |W(z) - W(x)| > M \right\} \\ & \leq \sum_{j=1}^{\log N} P \left\{ \sup_{e^{j-1} \leq x \leq e^j} \sup_{\{z > 0 : |z - x| \leq c x^\lambda\}} \frac{1}{x^{\bar{\alpha}}} |W(z) - W(x)| > M \right\} \\ & \leq \sum_{j=1}^{\log N} P \left\{ \sup_{e^{j-1} \leq x \leq e^j} \sup_{\{z > 0 : |z - x| \leq c x^\lambda\}} |W(z) - W(x)| > M e^{\bar{\alpha}(j-1)} \right\} \\ & \leq \sum_{j=1}^{\log N} P \left\{ \sup_{0 \leq x \leq e^j} \sup_{\{z > 0 : |z - x| \leq c e^{j\lambda}\}} |W(z) - W(x)| > c^{-1} e^{-\bar{\alpha}} (c e^{j\lambda/2}) \cdot M e^{j(\bar{\alpha} - \lambda/2)} \right\} \\ & \leq c_8 \sum_{j=1}^{\log N} e^{j(1-\lambda)} \exp \left(-c_9 M^2 e^{j(2\bar{\alpha} - \lambda)} \right) \\ & \leq c_8 \sum_{j=1}^{\infty} e^{j(1-\lambda)} \exp \left(-c_9 M^2 e^{j(2\bar{\alpha} - \lambda)} \right) \\ & = c_8 \mathcal{G}(M), \end{aligned}$$

Note $\mathcal{G}(M) < \infty$ since $\lambda < 2\bar{\alpha}$, and clearly $\mathcal{G}(M) \rightarrow 0$ as $M \rightarrow \infty$. Returning to (B.12), this implies

$$\sup_{1 \leq x \leq N/2} \sup_{\{z > 0: |z-x| \leq c_7 x^\lambda\}} \frac{1}{x^{\bar{\alpha}}} |W(z) - W(x)| = O_P(1), \quad N \rightarrow \infty,$$

which establishes the result. \square

APPENDIX C. PROOFS OF THEOREMS 3.1–3.4

Proof of Theorem 3.1. Let $2/N \leq t \leq 1 - 2/N$. With $k = \lfloor Nt \rfloor$, and $k^* = N - k$, note

$$\begin{aligned} \sigma^{-1}(Nd)^{1/2} V_{N,d}(t) &= N^{1/2} \frac{k}{N} \frac{k^*}{N} \frac{2d^{1/2}}{\sigma} \left(\frac{1}{k(k-1)} \sum_{1 \leq i < j \leq k} \psi_{i,j} - \frac{1}{k^*(k^*-1)} \sum_{k+1 \leq i < j \leq N} \psi_{i,j} \right) \\ &= N^{1/2} \frac{k}{N} \frac{k^*}{N} \frac{2d^{1/2}}{\sigma} \left(\frac{1}{k} \sum_{i=1}^k \zeta_i - \frac{1}{k^*} \sum_{i=k+1}^N \zeta_i \right) + R_{N,d}^V(t) \\ (C.1) \quad &= N^{-1/2} \frac{2d^{1/2}}{\sigma} \left(\sum_{i=1}^k \zeta_i - \frac{k}{N} \sum_{i=1}^N \zeta_i \right) + R_{N,d}^V(t), \end{aligned}$$

where, letting $y_{ij} = \psi_{i,j} - \zeta_i - \zeta_j$,

$$R_{N,d}^V(t) = N^{1/2} \frac{k}{N} \frac{k^*}{N} \frac{2d^{1/2}}{\sigma} \left(\frac{1}{k(k-1)} \sum_{1 \leq i < j \leq k} y_{ij} - \frac{1}{k^*(k^*-1)} \sum_{k+1 \leq i < j \leq N} y_{ij} \right).$$

For $\bar{\alpha} > 0$, observe

$$N^{1/2-\bar{\alpha}} \frac{|R_{N,d}(t)|}{(t(1-t))^{\bar{\alpha}}} = \frac{2d^{1/2}}{\sigma} \left(\frac{(1-t)^{1-\bar{\alpha}}}{k^{\bar{\alpha}}(k-1)} \sum_{1 \leq i < j \leq k} y_{ij} - \frac{t^{1-\bar{\alpha}}}{(k^*)^{\bar{\alpha}}(k^*-1)} \sum_{k+1 \leq i < j \leq N} y_{ij} \right).$$

Thus, if $0 < \bar{\alpha} < 1$, Lemmas B.1 and D.3 imply $N^{1/2-\bar{\alpha}} \sup_{2/N \leq t \leq 1-2/N} \frac{|R_{N,d}(t)|}{(t(1-t))^{\bar{\alpha}}} = O_P(1)$.

Similarly, writing $g_N(t) = (|1-2t| + \frac{1}{\sqrt{N}})^{-\beta}$, we have

$$\begin{aligned} \sigma^{-1}(Nd)^{1/2} Z_{N,d}(t) &= \frac{g_N(t)}{N^{3/2}} \frac{2d^{1/2}}{\sigma} \left(\sum_{i=1}^k \sum_{j=k+1}^N \psi_{i,j} - \frac{kk^*}{N^2} \sum_{i=1}^N \sum_{j=1}^N \psi_{i,j} \right) \\ &= \frac{g_N(t)}{N^{3/2}} \frac{2d^{1/2}}{\sigma} \left(\sum_{i=1}^k \sum_{j=k+1}^N (\zeta_i + \zeta_j) - \frac{kk^*}{N^2} \sum_{i=1}^N \sum_{j=1}^N (\zeta_i + \zeta_j) \right) + R_{N,d}^Z(t) \\ (C.2) \quad &= g_N(t) \left(1 - \frac{2k}{N} \right) N^{-1/2} \frac{2d^{1/2}}{\sigma} \left(\sum_{i=1}^k \zeta_i - \frac{k}{N} \sum_{i=1}^N \zeta_i \right) + R_{N,d}^Z(t), \end{aligned}$$

where

$$R_{N,d}^Z(t) = \sigma^{-1}(Nd)^{1/2} t(1-t) \left(\frac{g_N(t)}{kk^*} \sum_{i=1}^k \sum_{j=k+1}^N y_{ij} - \frac{g_N(t)}{N^2} \sum_{i=1}^N \sum_{j=1}^N y_{ij} \right).$$

Now, for every $0 < \delta < 1/2$,

$$N^{1/2-\bar{\alpha}} \frac{|R_{N,d}(t)^Z|}{(t(1-t))^{\bar{\alpha}}}$$

$$= \frac{d^{1/2}}{\sigma} \left((t(1-t))^{\frac{1}{2}-\delta} \frac{N^{\bar{\alpha}-2\delta} g_N(t)}{(kk^*)^{\frac{1}{2}+\bar{\alpha}-\delta}} \sum_{i=1}^k \sum_{j=k+1}^N y_{ij} - \frac{[t(1-t)]^{1-\bar{\alpha}} g_N(t)}{N^{\frac{3}{2}+\bar{\alpha}}} \sum_{i=1}^N \sum_{j=1}^N y_{ij} \right).$$

Applying Lemmas B.1 and D.3, provided $\bar{\alpha} > \delta$, we obtain

$$N^{1/2-\bar{\alpha}} \sup_{2/N \leq t \leq 1-2/N} \frac{|R_{N,d}^Z(t)|}{(t(1-t))^{\bar{\alpha}}} = O_P \left(N^{-\delta} \log N + (\log N)^2 N^{\frac{\beta}{2}-\bar{\alpha}} \right) + O_P(N^{\frac{\beta}{2}-\bar{\alpha}-\frac{1}{2}}).$$

Now, let

(C.3)

$$B_{N,d}(t) = \begin{cases} N^{-1/2} [W_{N,d,1}(Nt) - t(W_{N,d,1}(\frac{N}{2}) + W_{N,d,2}(\frac{N}{2}))], & 0 \leq t \leq 1/2 \\ N^{-1/2} [-W_{N,d,2}(N - Nt) + (1-t)(W_{N,d,1}(\frac{N}{2}) + W_{N,d,2}(\frac{N}{2}))], & 1/2 \leq t \leq 1. \end{cases}$$

The process $\{B_{N,d}(t), 0 \leq t \leq 1\}$ is Gaussian, and a straightforward computation of its covariance function shows it is a Brownian bridge in law for all N and d . By (C.1) and (C.2),

$$\sigma^{-1}(Nd)^{1/2} Z_{N,d}(t) - R_{N,d}^Z(t) = (1-2t)g_N(t) [\sigma^{-1}(Nd)^{1/2} V_{N,d}(t) - R_{N,d}^V(t)].$$

Observe $\frac{2d^{1/2}}{\sigma} = \frac{1}{s(d)}(1 + o(1))$ by Lemma D.3. Thus, based on expressions (C.1) and (C.2), using that $|(1-2t)g_N(t)| \leq 1$, Lemma B.2 implies

$$\begin{aligned} & \sup_{2/N \leq t \leq 1-2/N} \frac{|\sigma^{-1}(Nd)^{1/2} Z_{N,d}(t) - R_{N,d}^Z(t) - g_N(t)(1-2t)B_{N,d}(t)|}{(t(1-t))^{\bar{\alpha}}} \\ & \leq \sup_{2/N \leq t \leq 1-2/N} \frac{g_N(t)|1-2t| |\sigma^{-1}(Nd)^{1/2} V_{N,d}(t) - R_{N,d}^V(t) - B_{N,d}(t)|}{(t(1-t))^{\bar{\alpha}}} \\ & \leq \sup_{2/N \leq t \leq 1-2/N} \frac{|\sigma^{-1}(Nd)^{1/2} V_{N,d}(t) - R_{N,d}^V(t) - B_{N,d}(t)|}{(t(1-t))^{\bar{\alpha}}} \\ & = O_P(N^{\bar{\alpha}-1/2}) + o_P(1) \end{aligned}$$

for all $\bar{\alpha} > \frac{1}{4}$. Thus, putting together Lemmas B.1 and B.2, taking $\bar{\alpha}$ and δ so that $\delta < \frac{\beta}{2} < \bar{\alpha} \leq 1/2$,

$$(C.4) \quad \begin{aligned} & \sup_{2/N \leq t \leq 1-2/N} \frac{1}{(t(1-t))^{\bar{\alpha}}} \left| \sigma^{-1}(Nd)^{1/2} Z_{N,d}(t) - g_N(t)(1-2t)B_{N,d}(t) \right| \\ & + \sup_{2/N \leq t \leq 1-2/N} \frac{1}{(t(1-t))^{\bar{\alpha}}} \left| \sigma^{-1}(Nd)^{1/2} V_{N,d}(t) - B_{N,d}(t) \right| = O_P(N^{\bar{\alpha}-1/2}) + o_P(1). \end{aligned}$$

Using that $|g_N(t)(1-2t) - (1-2t)^{1-\beta}| \leq C(N^{\frac{\beta-1}{2}} \mathbb{1}_{\{|u| \leq 2N^{-1/2}\}} + u^{-\beta} N^{-1/2} \mathbb{1}_{\{|u| > 2N^{-1/2}\}}) \leq CN^{\frac{\beta-1}{2}}$,

$$\sup_{2/N \leq t \leq 1-2/N} \frac{1}{(t(1-t))^{\bar{\alpha}}} \left| g_N(t)(1-2t)B_{N,d}(t) - (1-2t)^{1-\beta} B_{N,d}(t) \right| = O_P(N^{\frac{\beta-1}{2}}) = o_P(1).$$

Hence for $0 < z < 1/2$,

$$\frac{(Nd)^{1/2}}{\sigma} \left(\sup_{z \leq t \leq 1-z} \frac{|V_{N,d}(t)|}{w(t)}, \sup_{z \leq t \leq 1-z} \frac{|Z_{N,d}(t)|}{w(t)} \right) \xrightarrow{\mathcal{D}} \left(\sup_{z \leq t \leq 1-z} \frac{|B(t)|}{w(t)}, \sup_{z \leq t \leq 1-z} \frac{|1-2t|^{1-\beta} |B(t)|}{w(t)} \right)$$

where $B(t)$ is a Brownian bridge. Using again (C.4) we get

$$\begin{aligned}
& \sup_{2/N \leq t \leq z} \frac{1}{w(t)} \left| \frac{(Nd)^{1/2}}{\sigma} V_{N,d}(t) - B_{N,d}(t) \right| + \sup_{2/N \leq t \leq z} \frac{1}{w(t)} \left| \frac{(Nd)^{1/2}}{\sigma} Z_{N,d}(t) - (1-2t)^{1-\beta} B_{N,d}(t) \right| \\
& \leq \sup_{0 < s \leq z} \frac{s^{1/2}}{w(s)} \left(\sup_{2/N \leq t \leq z} \frac{1}{t^{1/2}} \left| \frac{(Nd)^{1/2}}{\sigma} V_{N,d}(t) - B_{N,d}(t) \right| \right. \\
& \quad \left. + \sup_{2/N \leq t \leq z} \frac{1}{t^{1/2}} \left| \frac{(Nd)^{1/2}}{\sigma} Z_{N,d}(t) - (1-2t)^{1-\beta} B_{N,d}(t) \right| \right) \\
& \leq \sup_{0 < s \leq z} \frac{s^{1/2}}{w(s)} \left(\frac{2}{N} \right)^{\bar{\alpha} - \frac{1}{2}} \left(\sup_{2/N \leq t \leq z} \frac{1}{t^{\bar{\alpha}}} \left| \frac{(Nd)^{1/2}}{\sigma} V_{N,d}(t) - B_{N,d}(t) \right| \right. \\
& \quad \left. + \sup_{2/N \leq t \leq z} \frac{1}{t^{\bar{\alpha}}} \left| \frac{(Nd)^{1/2}}{\sigma} Z_{N,d}(t) - (1-2t)^{1-\beta} B_{N,d}(t) \right| \right) \\
\text{(C.5)} \quad & = \sup_{0 < s \leq z} \frac{s^{1/2}}{w(s)} \left(O_P(1) + O_P(N^{\frac{\beta}{2} - \bar{\alpha} - \frac{1}{2}}) \right).
\end{aligned}$$

It is shown in Csörgő and Horváth (1993, p. 179) that $\lim_{z \rightarrow 0} \frac{t^{1/2}}{w(t)} = 0$. Moreover, according to Csörgő and Horváth (1993, p. 179)

$$\sup_{0 < t \leq z} \frac{|B(t)|}{w(t)} \xrightarrow{P} c_1, \quad z \rightarrow 0,$$

for some $0 \leq c_1 < \infty$. Therefore, by (C.5)

$$\lim_{z \rightarrow 0} \limsup_{N \rightarrow \infty} P \left\{ \left| \sup_{2/N \leq t \leq z} \frac{1}{w(t)} \left| \sigma^{-1} (Nd)^{1/2} V_{N,d}(t) \right| - c_1 \right| > x \right\} = 0$$

for all $x > 0$. The same arguments give $\sup_{1-z \leq t < 1} \frac{|B(t)|}{w(t)} \xrightarrow{P} c_2$, as $z \rightarrow 0$ for some $c_2 \geq 0$, and

$$\lim_{z \rightarrow 0} \limsup_{N \rightarrow \infty} P \left\{ \left| \sup_{1-z \leq t \leq 1-2/N} \frac{1}{w(t)} \left| \sigma^{-1} (Nd)^{1/2} V_{N,d}(t) \right| - c_2 \right| > x \right\} = 0$$

for all $x > 0$. Similar arguments apply to $Z_{N,d}$. Since

$$\sup_{0 < t < 1} \frac{\max\{|B(t)|, |1-2t|^{1-\beta} |B(t)|\}}{w(t)} = \sup_{0 < t < 1} \frac{|B(t)|}{w(t)},$$

The proof of (3.7) is complete. \square

Proof of Theorem 3.2. Following arguments leading to (C.4), using Lemmas B.1 and B.2, with $B_{N,d}(t)$ as in (C.3), we obtain

$$\begin{aligned}
& \sup_{2/N \leq t \leq 1 - \frac{2}{N}} \frac{1}{(t(1-t))^{1/2}} \left| \frac{N^{1/2}}{2\beta(d)} Z_{N,d}(t) - (1-2t)^{1-\beta} B_{N,d}(t) \right| \\
\text{(C.6)} \quad & + \sup_{2/N \leq t \leq 1 - 2/N} \frac{1}{(t(1-t))^{1/2}} \left| \frac{N^{1/2}}{2\beta(d)} V_{N,d}(t) - B_{N,d}(t) \right| = O_P(1).
\end{aligned}$$

For t in the range $2/N < t < 1/2$, it follows from Csörgő and Horváth (1993, p. 256)

$$\begin{aligned} & \frac{1}{(2 \log \log N)^{1/2}} \max_{2/N < t < 1/2} \frac{1}{t^{1/2}} |B_{N,d}(t)| \\ &= \frac{1}{(2 \log \log N)^{1/2}} \max_{2 < u \leq N/2} \frac{1}{u^{1/2}} \left| W_{N,d,1}(u) - \frac{u}{N} (W_{N,d,1}(N/2) + W_{N,d,2}(N/2)) \right| \xrightarrow{P} 1, \\ & \max_{N^{-1} \leq t \leq N^{-1}(\log N)^4} \frac{1}{t^{1/2}} |B_{N,d}(t)| = O_P \left((\log \log \log N)^{1/2} \right). \end{aligned}$$

and

$$\max_{1/(\log N)^4 \leq t \leq 1/2} \frac{1}{t^{1/2}} |B_{N,d}(t)| = O_P \left((\log \log \log N)^{1/2} \right).$$

For convenience write $S_{N,d}(t) = (2\beta(d))^{-1} N^{1/2} \max\{|V_{N,d}(t)|, |Z_{N,d}(t)|\}$. Since $\max\{|B_{N,d}(t)|, |1-2t|^{1-\beta} |B_{N,d}(t)|\} = |B_{N,d}(t)|$, by (C.6)

$$(C.7) \quad \sup_{0 < t < 1/2} |B_{N,d}(t)| - O_P(1) \leq \sup_{0 < t < 1/2} S_{N,d}(t) \leq \sup_{0 < t < 1/2} |B_{N,d}(t)| + O_P(1),$$

and we obtain

$$(C.8) \quad \frac{\sup_{0 < t < 1/2} S_{N,d}(t)}{(2 \log \log N)^{1/2}} \xrightarrow{P} 1$$

$$(C.9) \quad \max_{N^{-1} \leq t \leq N^{-1}(\log N)^4} S_{N,d}(t) = O_P \left((\log \log \log N)^{1/2} \right)$$

and

$$(C.10) \quad \max_{1/(\log N)^4 \leq t \leq 1/2} S_{N,d}(t) = O_P \left((\log \log \log N)^{1/2} \right)$$

Putting together (C.8)–(C.10) we conclude

$$\lim_{N,d \rightarrow \infty} P \left\{ \sup_{0 < t \leq 1/2} S_{N,d}(t) = \sup_{N^{-1}(\log N)^4 \leq t \leq 1/(\log N)^4} S_{N,d}(t) \right\} = 1.$$

By (C.7) we obtain

$$\max_{(\log N)^4 \leq k \leq N/(\log N)^4} \left| S_{N,d}(k/N) - \frac{1}{k^{1/2}} W_{N,d,1}(k) \right| = o_P \left((\log \log N)^{-1/2} \right).$$

The classical Darling–Erdős limit result yields (cf. Csörgő and Horváth, 1993, p. 256)

$$(C.11) \quad \lim_{N \rightarrow \infty} P \left\{ a(\log N) \max_{(\log N)^4 \leq k \leq N/(\log N)^4} \frac{1}{k^{1/2}} |W_{N,d,1}(k)| \leq x + b(\log N) \right\} = \exp(-e^{-x})$$

for all x , implying

$$(C.12) \quad P \left\{ a(\log N) \sup_{0 \leq t \leq 1/2} S_{N,d}(t) \leq x + b(\log N) \right\} \rightarrow \exp(-e^{-x}).$$

Analogously, since

$$\max_{N-N/(\log N)^4 \leq k \leq N-(\log N)^4} \left| S_{N,d}(k/N) - \frac{1}{(N-k)^{1/2}} W_{N,d,2}(N-k) \right| = o_P \left((\log \log N)^{-1/2} \right).$$

then (C.12) holds when the sup instead taken over $\frac{1}{2} < t \leq 1$, and (3.11) follows from the independence of $W_{N,d,1}$ and $W_{N,d,2}$. \square

Proof of Theorems 3.3 and 3.4. In Lemma D.4, the orders of $m(d, \nu)$ and $s(d)$ are established under Assumption 3.3. Combining this with Lemmas B.1 and B.2, the proofs of Theorems 3.1 and 3.2 can be repeated with minor modifications to establish the result. \square

Proof of Propositions 3.1 and 3.2. Define, for $c = 0, 1, 2$,

$$U_c = \frac{1}{\binom{N}{c} \binom{N-c}{2-c} \binom{N-2}{2-c}} \sum_c \psi_{i,j} \psi_{k,\ell}$$

where \sum_c denotes the sum over pairs (i, j) , $i \neq j$ and (k, ℓ) , $k \neq \ell$ in $\{1, \dots, N\}$ with c indices in common. Using $\frac{1}{N} \sum_{i=1}^N U_{N-1,d}^{(-i)} = U_{N,d}$, we can reexpress (Arvesen (1969), p. 2081)

$$\begin{aligned} \hat{\sigma}_{N,d}^2 &= (N-1) \sum_{i=1}^N (U_{N-1,d}^{(-i)} - U_{N,d})^2 \\ &= \frac{(N-1)}{N} \binom{N-1}{2}^{-2} \sum_{c=0}^2 (cN-4) \binom{N}{c} \binom{N-c}{2-c} \binom{N-2}{2-c} U_c \\ (C.13) \quad &= O(1)U_0 + (4+o(1))U_1 + O(N^{-1})U_2. \end{aligned}$$

Applying Theorem 1.3.3 in (Lee, 1990), we obtain $\text{Var}(U_c) \leq O(N^{-1}E\psi_{1,2}^4)$, $c = 0, 1, 2$, so under the conditions of Theorem 3.1 or of Theorem 3.3,

$$(C.14) \quad U_c = EU_c + O_P(N^{-1/2}(E\psi_{1,2}^4)^{1/2}), \quad c = 0, 1, 2.$$

Note $EU_0 = 0$, $EU_1 = E\psi_{1,2}\psi_{1,3} = E[E_{\mathbf{X}_1}\psi_{1,2}E_{\mathbf{X}_1}\psi_{1,3}] = E\zeta_1^2 = s^2(d)$, and $EU_2 = E\psi_{1,2}^2$. Thus, under the conditions of Theorem 3.1, Lemma D.3 shows $E\psi_{1,2}^4 = O(d^{-2})$, and using (C.13), we get

$$\sigma_{N,d}^2 = O_P(d^{-1}N^{-1/2}) + (4+o(1))[s^2(d) + O_P(N^{-1/2}d^{-1})] + O_P(N^{-1}d^{-1})$$

which, by (3.12), implies $d\sigma_{N,d}^2 = 4ds^2(d) + o_p(1) \xrightarrow{P} \sigma^2$.

On the other hand, under the conditions assumed in Theorem 3.3 we have $E\psi_{1,2}^4 = O(1)$, so by (C.13) and (C.14),

$$(C.15) \quad \hat{\sigma}_{N,d}^2 \xrightarrow{P} \gamma^2, \quad \text{as } \min\{N, d\} \rightarrow \infty.$$

The proof of Proposition 3.2 is similar and is omitted. \square

Proof of Theorem 3.5. We provide proofs for (i) and (ii) under Assumptions 3.1–3.2, since cases (i'), (i'') follow from a similar argument. First we consider (i) in the case that $(Nd)^{1/2}d^{-1/p}|\mu_1 - \mu_2| \rightarrow \infty$. Observe that

$$\begin{aligned} d^{-1/p}U_{N,d,1}(k_1) &= d^{-1/p}\mu_1 + \frac{1}{\binom{k}{2}} \sum_{1 \leq i < j \leq k} \psi_{i,j} \\ &= 2\frac{1}{k} \sum_{i=1}^k \zeta_i + \frac{1}{\binom{k}{2}} \sum_{1 \leq i < j \leq k} y_{ij} \\ &= O_P(N^{-1/2}s(d)) + O_P(N^{-1}(E\psi_{1,2}^2 + E\zeta_1^2)^{1/2}) \\ &= O_P((Nd)^{-1/2}) \end{aligned}$$

Analogously, $U_{N,d,2}(k_1) = \mu_2 + O_P\left(\frac{d^{1/p-1/2}}{N^{1/2}}\right)$. Thus, for some $C > 0$,

$$T_{N,d} \geq c_0|V_{N,d}(\frac{k_1}{N})| \geq c_1d^{-1/p}|U_{N,d,2}(k_1) - U_{N,d,2}(k_1)|$$

$$(C.16) \quad \geq c_1 d^{-1/p} |\mu_1 - \mu_2| + O_P((Nd)^{-1/2}).$$

Thus, $\tilde{T}_{N,d} \geq c_1 (Nd)^{1/2} d^{-1/p} |\mu_1 - \mu_2| + O_P(1) \xrightarrow{P} \infty$, giving (i) whenever $(Nd)^{1/2} d^{-1/p} |\mu_1 - \mu_2| \rightarrow \infty$. If $(Nd)^{1/2} d^{-1/p} |\mu_{1,2} - \mu_2| \rightarrow \infty$ but $(Nd)^{1/2} d^{-1/p} |\mu_1 - \mu_2| = O(1)$, applying Lemma D.2, we obtain, for some $\delta > 0$,

$$\begin{aligned} (Nd)^{1/2} T_{N,d} &\geq C(Nd)^{1/2} |V_{N,d}(\eta - \delta)| \\ &\geq C(Nd)^{1/2} d^{-1/p} |q_Z(\eta - \delta)| + O_P(1) \\ &\geq C(Nd)^{1/2} d^{-1/p} |\mu_{1,2} - \mu_1| + O_P(1) \end{aligned}$$

Showing $\tilde{T}_{N,d} \xrightarrow{P} \infty$. An analogous argument shows $\tilde{T}_{N,d} \xrightarrow{P} \infty$ when $(Nd)^{1/2} d^{-1/p} |\mu_{1,2} - \mu_2| \rightarrow \infty$ but $(Nd)^{1/2} d^{-1/p} |\mu_1 - \mu_2| = O(1)$, giving (3.18) in case (i).

For (ii), when $(Nd)^{1/2} (\log \log N)^{-1/2} d^{-1/p} |\mu_1 - \mu_2| \rightarrow \infty$, based on (C.16) we have

$$a(\log N)(Nd)^{1/2} T_{N,d} \geq C[\log \log N]^{1/2} N^{1/2} d^{\frac{1}{2} - \frac{1}{p}} |\mu_1 - \mu_2| + O_P(\log \log(N)),$$

and since which implies $\tilde{T}_{N,d} \xrightarrow{P} \infty$. If $(Nd)^{1/2} (\log \log N)^{-1/2} d^{-1/p} |\mu_1 - \mu_2| - 2 \log \log N = O(1)$ but $(Nd)^{1/2} (\log \log N)^{1/2} d^{-1/p} |\mu_{1,2} - \mu_i| \rightarrow \infty$, we may apply Lemma D.2 as in the case of (i) to again obtain $\tilde{T}_{N,d} \xrightarrow{P} \infty$, giving (3.18) in case (ii). \square

Proof of Proposition 3.3. Define

$$(C.17) \quad q_V(t) = \begin{cases} \left(\frac{1-\eta}{1-t}\right)^2 (\mu_1 - \mu_2) - 2\left(\frac{1-\eta}{1-t}\right)\left(1 - \frac{1-\eta}{1-t}\right)(\mu_{12} - \mu_1) & t \leq \eta, \\ \left(\frac{\eta}{t}\right)^2 (\mu_1 - \mu_2) - 2\frac{\eta}{t}\left(1 - \frac{\eta}{t}\right)(\mu_{12} - \mu_2) & t > \eta, \end{cases}$$

and

$$(C.18) \quad q_Z(t) = \left[\eta^2 - \mathbb{1}_{\{t \leq \eta\}} \left(1 - \frac{1-\eta}{1-t}\right) \right] (\mu_{1,2} - \mu_1) + \left[(1-\eta)^2 - \mathbb{1}_{\{t > \eta\}} \left(1 - \frac{\eta}{t}\right) \right] (\mu_{1,2} - \mu_2)$$

We first consider (ii). For $t \leq \eta$, with $u = \frac{1-\eta}{1-t} \in [1-\eta, 1]$, observe

$$\frac{q_Z(t)}{|\mu_1 - \mu_2|} = |u^2 \pm 2u(1-u) \times o(1)|$$

is eventually increasing for all $1-\eta \leq u \leq 1$, i.e., for all $0 \leq t \leq \eta$, so $\operatorname{argmax}_{0 \leq t \leq \eta} |q_Z(t)| = \eta$ for all large N, d . Arguing analogously for $\eta \leq t \leq 1$, we therefore obtain $\operatorname{argmax}_{0 \leq t \leq 1} |q_Z(t)| = \eta$ for all large N, d . Now, since by Lemma D.2,

$$(C.19) \quad \frac{|q_V(t)|}{|\mu_1 - \mu_2|} - o_P(1) \leq \frac{|V_{N,d}(t)|}{d^{-1/p} |\mu_1 - \mu_2|} \leq \frac{|q_V(t)|}{|\mu_1 - \mu_2|} + o_P(1),$$

clearly,

$$\frac{|q_V(\eta)|}{|\mu_1 - \mu_2|} - o_P(1) \leq \frac{|V_{N,d}(\eta)|}{d^{-1/p}} \leq \frac{|V_{N,d}(t_V)|}{d^{-1/p}} \leq \frac{|q_V(t_V)|}{|\mu_1 - \mu_2|} + o_P(1).$$

Thus, for every small $\delta > 0$,

$$(C.20) \quad P(|t_V - \eta| > \delta) \leq P\left(\frac{|q_V(\eta)|}{|\mu_1 - \mu_2|} - o_P(1) \leq \frac{\sup_{t: |t-\eta| \geq \delta} |q_V(t)|}{|\mu_1 - \mu_2|} + o_P(1)\right) \rightarrow 0.$$

Further, since $M_{N,d} := \max\{|\mu_{1,2} - \mu_1|, |\mu_{1,2} - \mu_2|\} \gg d^{\frac{1}{p} - \frac{1}{2}} N^{-1/2}$ we have $\frac{|Z_{N,d,0}(t)|}{M_{N,d}} = o_P(1) + \frac{|q_Z(t)|}{M_{N,d}}$ uniformly in t , and arguing in a similar fashion as above, for each N, d we may pick a sequence $t_Z^* \in \operatorname{argmax}_t |q_Z(t)|$ such that

$$(C.21) \quad |t_Z^* - t_Z| = o_P(1).$$

It is easily seen $t_Z^* \in \{0, \eta, 1\}$ for all large N, d (its exact value depending on the magnitude and signs of $\mu_{1,2} - \mu_1$ and $\mu_{1,2} - \mu_2$). Further, clearly

$$\frac{\sup_{0 < t < 1} |Z_{N,d,0}(t)|}{d^{-1/p} |\mu_1 - \mu_2|} \leq \frac{\sup_{0 < t < 1} |q_Z(t)|}{d^{-1/p} |\mu_1 - \mu_2|} + \frac{\sup_{0 < t < 1} |Z_{N,d,0}(t) - q_Z(t)|}{d^{-1/p} |\mu_1 - \mu_2|} = o_P(1),$$

whereas by (C.19), $\frac{\sup_{0 < t < 1} |V_{N,d}(t)|}{d^{-1/p} |\mu_1 - \mu_2|} \xrightarrow{P} 1$, showing $|Z_{N,d,0}(t_Z)| = o_P(|V_{N,d,0}(t_V)|)$. In turn, this implies, in the case that $\eta \neq 1/2$,

$$(C.22) \quad |Z_{N,d}(t_Z)| = O_P(1) |Z_{N,d,0}(t_Z)| = o_P(|V_{N,d}(t_V)|).$$

This gives $\hat{\eta}_{N,d} = t_V$ with probability tending to 1, which together with (C.20) gives $\hat{\eta}_{N,d} \xrightarrow{P} \eta$. If $\eta = 1/2$, on the event $\{\omega : t_Z^* \in \{0, 1\}\}$, (C.22) still holds, again implying $\hat{\eta}_{N,d} \xrightarrow{P} \eta$, and clearly on the event $\{\omega : t_Z^* = 1/2\}$, we have $t_Z \xrightarrow{P} 1/2$. Since we also have $t_V \xrightarrow{P} \eta = 1/2$ then $\hat{\eta}_{N,d} \xrightarrow{P} 1/2$ and the result is proven under condition (ii).

For condition (i), note $\mu_{1,2} - \min\{\mu_1, \mu_2\} \geq \mu_{1,2} - \max\{\mu_1, \mu_2\} \gg \max\{\mu_1, \mu_2\} - \min\{\mu_1, \mu_2\} = |\mu_1 - \mu_2|$. It is readily seen under these conditions that $\operatorname{argmax} |q_Z(t)| = \eta$ for all large N, d , and arguing similarly as in the case of $V_{N,d}$, we have

$$(C.23) \quad t_Z \xrightarrow{P} \eta.$$

Now, observe, for $0 \leq t \leq \eta$,

$$\frac{|q_V(t)|}{\mu_{1,2}} = 2\left(\frac{1-\eta}{1-t}\right)\left(1 - \frac{1-\eta}{1-t}\right) + o(1) \leq \frac{1}{2} + o(1)$$

and arguing analogously for $\eta \leq t \leq 1$, we have $\frac{|q_V(t)|}{\mu_{1,2}} \leq \frac{1}{2} + o(1)$, giving $\limsup_{N,d \rightarrow \infty} \frac{\sup_{0 < t < 1} |q_V(t)|}{\mu_{1,2}} \leq \frac{1}{2}$, implying

$$\frac{|V_{N,d}(t_Z)|}{d^{-1/p} \mu_{1,2}} = o_P(1) + \frac{\sup_{0 \leq t \leq 1} |q_V(t)|}{\mu_{1,2}} \geq \frac{1}{2} + o_P(1).$$

On the other hand, by (C.23),

$$\frac{\sup_{0 < t \leq 1} |Z_{N,d,0}(t)|}{d^{-1/p} \mu_{1,2}} = o_P(1) + \frac{\sup_{0 < t \leq 1} |q_Z(t)|}{\mu_{1,2}} \xrightarrow{P} \eta^2 + (1-\eta)^2 \geq \frac{1}{2}$$

so $\frac{|Z_{N,d}(t_Z)|}{\mu_{1,2}} \xrightarrow{P} \frac{\eta^2 + (1-\eta)^2}{|1-2\eta|^\beta} > \frac{1}{2} + \delta$ for some sufficiently small $\delta > 0$. In other words,

$$\begin{aligned} P(|Z_{N,d}(t_Z)| > |V_{N,d}(t_V)|) &= P\left(\frac{|Z_{N,d}(t_Z)|}{\mu_{1,2}} \geq \frac{|V_{N,d}(t_Z)|}{\mu_{1,2}}\right) \\ &= P\left(\frac{1}{2} + \delta + o_P(1) \geq \frac{1}{2} + o_P(1)\right) \rightarrow 1, \end{aligned}$$

which gives the result under condition (i). Cases (i'), (ii') can be established arguing analogously to (i), (ii) with minor changes. \square

APPENDIX D. AUXILIARY LEMMAS

Lemma D.1. *Expression (B.6) holds.*

Proof. Note the variables $y_{i,j} = \psi_{i,j} - \zeta_i - \zeta_j$ are uncorrelated for every pair $(i,j) \neq (i',j')$. For each fixed integer $k \in [m_1, m_2]$, define

$$\tilde{y}(i, j) = y_{i, N-j+1} I\{i \leq m_2, j \leq N - m_1\}.$$

By considering the binary expansions $k = \sum_{i=0}^{\nu_1} a_i 2^{\nu_1-i}$ and $N - k = \sum_{j=0}^{\nu_2} b_j 2^{\nu_2-j}$ ($a_i, b_j \in \{0, 1\}$), we may rewrite

$$\sum_{i=1}^k \sum_{j=k+1}^N y_{ij} = \sum_{i=1}^k \sum_{j=1}^{N-k} y_{i, N-j+1} = \sum_{i=0}^{\nu_1} \sum_{j=0}^{\nu_2} \eta_{ij}$$

where $\eta_{ij} = 0$ when $a_i b_j = 0$, and for $a_i = b_j = 1$,

$$\eta_{i,j} = \sum_{s=1}^{2^{(\nu_1-i)}} \sum_{t=1}^{2^{(\nu_2-j)}} \tilde{y}(A_i + s, B_j + t)$$

with $A_i = \sum_{\ell=0}^{i-1} a_\ell 2^{\nu_1-\ell}$ and $B_j = \sum_{\ell=0}^{j-1} b_\ell 2^{\nu_2-\ell}$. Thus, by Cauchy-Schwarz,

$$\left(\sum_{i=1}^k \sum_{j=k+1}^N y_{ij} \right)^2 \leq (\nu_1 + 1)(\nu_2 + 1) \sum_{i=0}^{\nu_1} \sum_{j=0}^{\nu_2} \eta_{ij}^2$$

We now provide an a.s. uniform bound for $\eta_{i,j}^2$. Let r_1, r_2 be the unique integers such that

$$2^{r_1} < N - m_1 \leq 2^{r_1+1} = L, \quad 2^{r_2} < m_2 \leq 2^{r_2+1} = M.$$

And define

$$S_{i,j} = \sum_{\ell=0}^{\frac{M}{2^i}-1} \sum_{\ell'=0}^{\frac{L}{2^j}-1} \left(\sum_{s=1}^{2^i} \sum_{t=1}^{2^j} \tilde{y}(s + \ell 2^i, t + \ell' 2^j) \right)^2$$

Since $\tilde{y}(\ell, \ell') = 0$ for $\ell > m_2$ and $\ell' > N - m_2$, we have, by orthogonality of $\tilde{y}(\ell, \ell')$,

$$\begin{aligned} ES_{i,j} &= \sum_{\ell=0}^{\frac{M}{2^i}-1} \sum_{\ell'=0}^{\frac{L}{2^j}-1} \sum_{s=1}^{2^i} \sum_{t=1}^{2^j} E \tilde{y}(s + \ell 2^i, t + \ell' 2^j)^2 \\ &= \sum_{\ell=1}^{m_2} \sum_{\ell'=1}^{N-m_1} E \tilde{y}(\ell, \ell')^2 = m_2(N - m_1) E y_{1,2}^2. \end{aligned}$$

So that $E \sum_{\ell=0}^{r_1+2} \sum_{\ell'=0}^{r_2+2} S_{\ell, \ell'} \leq (r_1 + 1)(r_2 + 1)m_2(N - m_1) E y_{1,2}^2$. Notice for each pair (i, j) with $1 \leq i \leq m_2$ and $1 \leq j \leq N - m_1$, $\eta_{i,j}^2$ appears as a summand in S_{ν_1-i, ν_2-j} , implying $\eta_{i,j}^2 \leq \sum_{\ell=0}^{r_1+1} \sum_{\ell'=0}^{r_2+1} S_{\ell, \ell'}$ for every such i, j . Putting this together with the above, we obtain

$$E \max_{m_1 \leq k \leq m_2} \left(\sum_{i=1}^k \sum_{j=k+1}^N y_{ij} \right)^2 \leq (r_1 + 2)^2 (r_2 + 2)^2 m_2 (N - m_1) E y_{1,2}^2,$$

which gives the desired bound. \square

Lemma D.2. *Suppose the hypotheses of Theorem 3.5 hold. Let $\eta = k_1/N$. Then,*

$$\sup_{\frac{2}{N} < t < 1 - \frac{2}{N}} |V_{N,d}(t) - d^{-1/p} q_V(t)| = O_P((N\mathfrak{J}(d)^2)^{-1/2})$$

and

$$\sup_{\frac{2}{N} < t < 1 - \frac{2}{N}} |Z_{N,d,0}(t) - d^{-1/p} q_Z(t)| = O_P((N\mathfrak{J}(d)^2)^{-1/2}),$$

where $q_V(t)$ and $q_Z(t)$ are defined as in (C.17) and (C.18).

Proof. We first turn to $V_{N,d}$. A straightforward computation shows $E[V_{N,d}(t)] = d^{-1/p} q_V(t)$, and we can reexpress

$$\begin{aligned} & (Nd)^{1/2} (V_{N,d}(t) - d^{-1/p} q_V(t)) \\ &= N^{1/2} \frac{k}{N} \frac{k^*}{N} 2d^{1/2} \left(\frac{1}{k(k-1)} \sum_{1 \leq i < j \leq k} \psi_{i,j} - \frac{1}{k^*(k^*-1)} \sum_{k+1 \leq i < j \leq N} \psi_{i,j} \right) \end{aligned}$$

Hence, using arguments along the lines of those in Theorem (3.1), we obtain

$$(N\mathfrak{J}^2(d))^{1/2} \sup_{\frac{2}{N} \leq t \leq 1 - \frac{2}{N}} |V_{N,d}(t) - d^{-1/p} q_V(t)| = O_P(1).$$

A similar reasoning applies to $Z_{N,d}$, establishing the claim. \square

The proofs in Sections B and C use the following lemma when the coordinates of the observations are weakly dependent.

Lemma D.3. *If Assumptions 3.1–3.2 hold, then,*

$$(D.1) \quad E\psi_{1,2}^4 \leq \frac{c}{d^2},$$

$$(D.2) \quad \mathfrak{J}^2(d) = E\zeta_1^2 = \frac{\sigma^2}{4d}(1 + o(1)) \quad d \rightarrow \infty.$$

Also,

$$(D.3) \quad E|\zeta_1|^4 \leq \frac{c}{d^4},$$

with σ^2 in (3.6), $\psi_{1,2}$ and ζ_1 are defined in (B.1).

Proof. We first establish (D.1). Let $\mathbf{Z} = \mathbf{X}_1 - \mathbf{X}_2 = (Z_1, Z_2, \dots, Z_d)^\top$, so

$$\begin{aligned} \psi_{1,2} &= \left[\left(\frac{1}{d} \sum_{j=1}^d |Z_j|^p \right)^{1/p} - \left(\frac{1}{d} \sum_{j=1}^d E|Z_j|^p \right)^{1/p} \right] + \left[\left(\frac{1}{d} \sum_{j=1}^d E|Z_j|^p \right)^{1/p} - E \left(\frac{1}{d} \sum_{j=1}^d |Z_j|^p \right)^{1/p} \right] \\ &=: T_1 + T_2. \end{aligned}$$

By the mean value theorem,

$$(D.4) \quad T_1 = \left(\frac{1}{d} \sum_{j=1}^d |Z_j|^p \right)^{1/p} - \left(\frac{1}{d} \sum_{j=1}^d E|Z_j|^p \right)^{1/p} = \frac{1}{p} \xi^{-1+1/p} \frac{1}{d} \sum_{j=1}^d [|Z_j|^p - E|Z_j|^p],$$

where ξ lies between $\frac{1}{d} \sum_{j=1}^d |Z_j|^p$ and $\frac{1}{d} \sum_{j=1}^d E|Z_j|^p$, i.e.,

$$(D.5) \quad \left| \xi - \frac{1}{d} \sum_{j=1}^d E|Z_j|^p \right| \leq \left| \frac{1}{d} \sum_{j=1}^d [|Z_j|^p - E|Z_j|^p] \right|.$$

By Markov's inequality we have for all $\alpha > 0$ as in Assumption 3.1,

$$\begin{aligned} P\left\{\left|\xi - \frac{1}{d} \sum_{j=1}^d E|Z_j|^p\right| > \frac{1}{2d} \sum_{j=1}^d E|Z_j|^p\right\} &\leq P\left\{\left|\frac{1}{d} \sum_{j=1}^d [|Z_j|^p - E|Z_j|^p]\right| > \frac{1}{2d} \sum_{j=1}^d E|Z_j|^p\right\} \\ &\leq \left(\frac{1}{2d} \sum_{j=1}^d E|Z_j|^p\right)^{-\alpha} E\left|\frac{1}{d} \sum_{j=1}^d [|Z_j|^p - E|Z_j|^p]\right|^\alpha \\ &\leq c_1 d^{-\alpha/2} \end{aligned}$$

by Assumptions 3.1 and 3.2 with some c_1 . Since $\frac{1}{d} \sum_{j=1}^d E|Z_j|^p \rightarrow \varrho(p) > 0$ there are constants $c_2 > 0$ and $c_3 > 0$ such that

$$(D.6) \quad P\{A\} \leq c_2 d^{-\alpha/2}, \quad \text{where } A = \{\omega : \xi \leq c_3\}.$$

Since $p \geq 1$ we get (cf. Hardy et al., 1934, p. 44)

$$\left(\sum_{j=1}^d |Z_j|^p\right)^{1/p} \leq \sum_{j=1}^d |Z_j| \quad \text{and} \quad \left(\sum_{j=1}^d E|Z_j|^p\right)^{1/p} \leq \sum_{j=1}^d (E|Z_j|^p)^{1/p},$$

and therefore Hölder's inequality with $r = \frac{\alpha}{4}$, $r' = \frac{r}{r-1} = \frac{\alpha}{\alpha-4}$ yields

$$\begin{aligned} E\left(T_1 I\{A\}\right)^4 &\leq \frac{1}{d^{4/p}} E\left[\left(\sum_{j=1}^d |Z_j| + \sum_{j=1}^d (E|Z_j|^p)^{1/p}\right)^4 I\{A\}\right] \\ &\leq \frac{1}{d^{4/p}} \left\{E\left(\sum_{j=1}^d |Z_j| + \sum_{j=1}^d (E|Z_j|^p)^{1/p}\right)^{4r}\right\}^{1/r} (P\{A\})^{1/r'} \\ &\leq c_4 d^{4-(4/p)-(\alpha-4)/2} \\ (D.7) \quad &= o(d^{-1}), \end{aligned}$$

since $6 - (4/p) - \alpha/2 < -1$ by Assumption (2.1). By (D.4) we obtain

$$\begin{aligned} E\left[\left(\left(\frac{1}{d} \sum_{j=1}^d |Z_j|^p\right)^{1/p} - \left(\frac{1}{d} \sum_{j=1}^d E|Z_j|^p\right)^{1/p}\right)^2 I\{\bar{A}\}\right] &\leq c_5 E\left(\frac{1}{d} \sum_{j=1}^d [|Z_j|^p - E|Z_j|^p]\right)^4 \\ (D.8) \quad &\leq \frac{c_6}{d^2}. \end{aligned}$$

Thus, $E[(\frac{1}{d} \sum_{j=1}^d |Z_j|^p)^{1/p} - (\frac{1}{d} \sum_{j=1}^d E|Z_j|^p)^{1/p}]^2 \leq cd^{-1}$. Next we show

$$(D.9) \quad (T_2)^2 = \left(E\left(\frac{1}{d} \sum_{j=1}^d |Z_j|^p\right)^{1/p} - \left(\frac{1}{d} \sum_{j=1}^d E|Z_j|^p\right)^{1/p}\right)^2 \leq c_7 \left(d^{-1-\alpha/2} + d^{2-(2/p)-(\alpha/2)}\right)$$

which together with (D.7) and (D.8) will imply (D.1) since $\max\{-1 - \alpha/2, 2 - 2/p - \alpha/2\} < -1$ giving $(T_2)^4 = O(d^{-2})$. So, a Taylor expansion gives

$$\begin{aligned} (D.10) \quad &\left(\frac{1}{d} \sum_{j=1}^d |Z_j|^p\right)^{1/p} - \left(\frac{1}{d} \sum_{j=1}^d E|Z_j|^p\right)^{1/p} \\ &= \frac{1}{p} \left(\frac{1}{d} \sum_{j=1}^d E|Z_j|^p\right)^{-1+1/p} \frac{1}{d} \sum_{j=1}^d [|Z_j|^p - E|Z_j|^p] \end{aligned}$$

$$+ \frac{1}{p} \left(-1 + \frac{1}{p} \right) \xi^{-2+1/p} \left(\frac{1}{d} \sum_{j=1}^d [|Z_j|^p - E|Z_j|^p] \right)^2,$$

where ξ satisfies (D.5). Similarly to our previous arguments, with A as in (D.6), we have

$$E \left(\xi^{-2+1/p} \left(\frac{1}{d} \sum_{j=1}^d [|Z_j|^p - E|Z_j|^p] \right)^4 I\{\bar{A}\} \right) \leq \frac{c_8}{d^4} E \left(\sum_{j=1}^d [|Z_j|^p - E|Z_j|^p] \right)^4 \leq \frac{c_9}{d^2}.$$

By the Cauchy–Schwartz inequality and (D.6) we conclude

$$\begin{aligned} \left| E \frac{1}{d} \sum_{j=1}^d [|Z_j|^p - E|Z_j|^p] I\{\bar{A}\} \right| &\leq \left| E \frac{1}{d} \sum_{j=1}^d [|Z_j|^p - E|Z_j|^p] I\{A\} \right| \\ &\leq \left[E \left(\frac{1}{d} \sum_{j=1}^d [|Z_j|^p - E|Z_j|^p] \right)^2 \right]^{1/2} (P\{A\})^{1/2} \\ &\leq c_{10} d^{-1/2-\alpha/4}. \end{aligned}$$

Using again (D.6) we obtain via the Cauchy–Schwartz inequality

$$\begin{aligned} &\left| E \left(\left[\left(\frac{1}{d} \sum_{j=1}^d |Z_j|^p \right)^{1/p} - \left(\frac{1}{d} \sum_{j=1}^d E|Z_j|^p \right)^{1/p} \right] I\{A\} \right) \right| \\ &\leq \frac{1}{d^{1/p}} \left[E \left(\sum_{j=1}^d |Z_j|^p + \sum_{j=1}^d (E|Z_j|^p)^{1/p} \right)^2 \right]^{1/2} (P\{A\})^{1/2} \\ &\leq c_{11} d^{1-(1/p)-(\alpha/4)}. \end{aligned}$$

This establishes (D.9), and thus (D.1) is proven.

We now turn to (D.2). Let $E_{\mathbf{X}_1}$ denote the conditional expected value, conditioning with respect to \mathbf{X}_1 . We write

$$\begin{aligned} \zeta_1 &= E_{\mathbf{X}_1} \left(\frac{1}{d} \sum_{j=1}^d |X_{1,j} - X_{2,j}|^p \right)^{1/p} - E \left(\frac{1}{d} \sum_{j=1}^d |X_{1,j} - X_{2,j}|^p \right)^{1/p} \\ (D.11) \quad &= E_{\mathbf{X}_1} \left(\frac{1}{d} \sum_{j=1}^d |X_{1,j} - X_{2,j}|^p \right)^{1/p} - \left(\frac{1}{d} \sum_{j=1}^d E_{\mathbf{X}_1} |X_{1,j} - X_{2,j}|^p \right)^{1/p} \\ &\quad + \left(\frac{1}{d} \sum_{j=1}^d E_{\mathbf{X}_1} |X_{1,j} - X_{2,j}|^p \right)^{1/p} - \left(\frac{1}{d} \sum_{j=1}^d E |X_{1,j} - X_{2,j}|^p \right)^{1/p} \\ &\quad + \left(\frac{1}{d} \sum_{j=1}^d E |X_{1,j} - X_{2,j}|^p \right)^{1/p} - E \left(\frac{1}{d} \sum_{j=1}^d |X_{1,j} - X_{2,j}|^p \right)^{1/p}. \end{aligned}$$

Recall g_j as defined in (3.2), and note $g_j(X_{1,j}) = E_{\mathbf{X}_1} |X_{1,j} - X_{2,j}|^p$. For the first term in (D.11), using a two term Taylor expansion, we get

$$(D.12) \quad E_{\mathbf{X}_1} \left(\frac{1}{d} \sum_{j=1}^d |X_{1,j} - X_{2,j}|^p \right)^{1/p} - \left(\frac{1}{d} \sum_{j=1}^d g_j(X_{1,j}) \right)^{1/p}$$

$$\begin{aligned}
&= \frac{1}{p} \left(\frac{1}{d} \sum_{j=1}^d g_j(X_{1,j}) \right)^{-1+1/p} \frac{1}{d} \sum_{j=1}^d [E_{\mathbf{X}_1} |X_{1,j} - X_{2,j}|^p - g_j(X_{1,j})] \\
&\quad + \frac{1}{p} \left(-1 + \frac{1}{p} \right) E_{\mathbf{X}_1} \left[\xi^{-2+1/p} \left(\frac{1}{d} \sum_{j=1}^d [|X_{1,j} - X_{2,j}|^p - g_j(X_{1,j})] \right)^2 \right] \\
&= \frac{1}{p} \left(-1 + \frac{1}{p} \right) E_{\mathbf{X}_1} \left[\xi^{-2+1/p} \left(\frac{1}{d} \sum_{j=1}^d [|X_{1,j} - X_{2,j}|^p - g_j(X_{1,j})] \right)^2 \right],
\end{aligned}$$

where the random variable ξ now satisfies

$$(D.13) \quad \left| \xi - \frac{1}{d} \sum_{j=1}^d g_j(X_{1,j}) \right| \leq \left| \frac{1}{d} \sum_{j=1}^d [|X_{1,j} - X_{2,j}|^p - g_j(X_{1,j})] \right|.$$

We define again, as in (D.6),

$$A = \{\omega : \xi \leq c_{12}\}$$

but now ξ is from (D.12) and (D.13). Following the proof of (D.6), we can choose c_{12} such that with some c_{13}

$$(D.14) \quad P\{A\} \leq c_{13}d^{-\alpha/2}.$$

Squaring (D.12) and the using Minkowski's inequality we have

$$\begin{aligned}
(D.15) \quad &\left(E_{\mathbf{X}_1} \left(\frac{1}{d} \sum_{j=1}^d |X_{1,j} - X_{2,j}|^p \right)^{1/p} - \left(\frac{1}{d} \sum_{j=1}^d E_{\mathbf{X}_1} |X_{1,j} - X_{2,j}|^p \right)^{1/p} \right)^2 \\
&\leq 4 \left(\frac{1}{d^{1/p}} \sum_{j=1}^d E_{\mathbf{X}_1} |X_{1,j} - X_{2,j}| \right)^2 + 4 \left(\frac{1}{d^{1/p}} \sum_{j=1}^d (E_{\mathbf{X}_1} |X_{1,j} - X_{2,j}|^p)^{1/p} \right)^2.
\end{aligned}$$

The upper bound in (D.14) and the Cauchy–Schwartz inequality yield

$$\begin{aligned}
&E \left[\left(\frac{1}{d^{1/p}} \sum_{j=1}^d E_{\mathbf{X}_1} |X_{1,j} - X_{2,j}| \right)^2 I\{A\} \right] \\
&\leq \frac{1}{d^{2/p}} \left(E \left(\sum_{j=1}^d E_{\mathbf{X}_1} |X_{1,j} - X_{2,j}| \right)^4 \right)^{1/2} (P\{A\})^{1/2} \\
&\leq \frac{1}{d^{2/p}} (c_{13}d^{-\alpha/2})^{1/2} \left(E \left(\sum_{j=1}^d E_{\mathbf{X}_1} |X_{1,j} - X_{2,j}| \right)^4 \right)^{1/2}.
\end{aligned}$$

Applying Cauchy's inequality (cf. Abadir and Magnus, 2005, p. 324), we get

$$\begin{aligned}
\left(\sum_{j=1}^d E_{\mathbf{X}_1} |X_{1,j} - X_{2,j}| \right)^4 &\leq \left(d \sum_{j=1}^d (E_{\mathbf{X}_1} |X_{1,j} - X_{2,j}|^2) \right)^2 \\
&\leq d^3 \sum_{j=1}^d (E_{\mathbf{X}_1} |X_{1,j} - X_{2,j}|^4) \\
&\leq 2^4 d^3 \sum_{j=1}^d (|X_{2,j}|^4 + (E|X_{1,j}|^4))
\end{aligned}$$

$$= O(d^4).$$

Hence for the first term on the right-hand side of (D.15), on the set A , we obtain

$$E \left[\left(\frac{1}{d^{1/p}} \sum_{j=1}^d E_{\mathbf{X}_1} |X_{1,j} - X_{2,j}| \right)^2 I\{A\} \right] \leq c_{14} d^{2-2/p-\alpha/4} = o(d^{-1})$$

For the second term on the right-hand side of (D.15) we have by Jensen's inequality

$$\begin{aligned} E \left(\frac{1}{d^{1/p}} \sum_{j=1}^d (E_{\mathbf{X}_1} |X_{1,j} - X_{2,j}|^p)^{1/p} \right)^4 &= d^{4-4/p} E \left[\frac{1}{d} \sum_{j=1}^d (E_{\mathbf{X}_1} |X_{1,j} - X_{2,j}|^p)^{1/p} \right]^4 \\ &\leq d^{4-4/p} \frac{1}{d} \sum_{j=1}^d E (E_{\mathbf{X}_1} |X_{1,j} - X_{2,j}|^p)^{4/p} \\ &\leq 2^p d^{4-4/p} \frac{1}{d} \sum_{j=1}^d \left(E |X_{1,j}|^4 + (E |X_{2,j}|^p)^{4/p} \right) \\ &= O \left(d^{4-4/p} \right). \end{aligned}$$

Thus we get

$$\begin{aligned} E \left[\left(\frac{1}{d^{1/p}} \sum_{j=1}^d (E_{\mathbf{X}_1} |X_{1,j} - X_{2,j}|^p)^{1/p} \right)^2 I\{A\} \right] \\ \leq \left(E \left(\frac{1}{d^{1/p}} \sum_{j=1}^d (E_{\mathbf{X}_1} |X_{1,j} - X_{2,j}|^p)^{1/p} \right)^4 \right)^{1/2} (P\{A\})^{1/2} \\ = O \left(d^{2-2/p-\alpha/4} \right) \\ = o(d^{-1}) \end{aligned}$$

We now turn to estimates of (D.12) on the set \bar{A} . By the definition of A in (D.14), and using that $\alpha > 4$, we obtain

$$\begin{aligned} E \left(E_{\mathbf{X}_1} \left[\left(\frac{1}{d} \sum_{j=1}^d |X_{1,j} - X_{2,j}|^p \right)^{1/p} - \left(\frac{1}{d} \sum_{j=1}^d g_j(X_{1,j}) \right)^{1/p} I\{\bar{A}\} \right] \right)^2 \\ \leq c_{15} E \left(E_{\mathbf{X}_1} \left(\frac{1}{d} \sum_{j=1}^d [|X_{1,j} - X_{2,j}|^p - g_j(X_{1,j})] \right)^2 \right)^2 \\ \leq c_{15} E \left(E_{\mathbf{X}_1} \left| \frac{1}{d} \sum_{j=1}^d [|X_{1,j} - X_{2,j}|^p - g_j(X_{1,j})] \right|^\alpha \right)^{4/\alpha} \\ \leq c_{15} \left(E \left| \frac{1}{d} \sum_{j=1}^d [|X_{1,j} - X_{2,j}|^p - g_j(X_{1,j})] \right|^\alpha \right)^{4/\alpha} \\ \leq c_{16} d^{-2}. \end{aligned}$$

where we used Assumption 3.1 on the last line. This completes the proof of

$$E\left(E_{\mathbf{X}_1}\left(\frac{1}{d}\sum_{j=1}^d|X_{1,j}-X_{2,j}|^p\right)^{1/p}-\left(\frac{1}{d}\sum_{j=1}^dE_{\mathbf{X}_1}|X_{1,j}-X_{2,j}|^p\right)^{1/p}\right)^2=o\left(\frac{1}{d}\right),$$

as $d \rightarrow \infty$. For the second term in (D.11), similar arguments give

$$\left(\left(\frac{1}{d}\sum_{j=1}^dE|X_{1,j}-X_{2,j}|^p\right)^{1/p}-E\left(\frac{1}{d}\sum_{j=1}^d|X_{1,j}-X_{2,j}|^p\right)^{1/p}\right)^2=o\left(\frac{1}{d}\right),$$

as $d \rightarrow \infty$. Now, for the third term in (D.11), it follows from the definition of g_j and from a Taylor expansion

$$\begin{aligned} & \left(\frac{1}{d}\sum_{j=1}^dE_{\mathbf{X}_1}|X_{1,j}-X_{2,j}|^p\right)^{1/p}-\left(\frac{1}{d}\sum_{j=1}^dE|X_{1,j}-X_{2,j}|^p\right)^{1/p} \\ &= \left(\frac{1}{d}\sum_{j=1}^dg_j(X_{1,j})\right)^{1/p}-\left(\frac{1}{d}\sum_{j=1}^dEg_j(X_{1,j})\right)^{1/p} \\ &= \frac{1}{p}\left(\frac{1}{d}\sum_{j=1}^dEg_j(X_{1,j})\right)^{-1+1/p}\frac{1}{d}\sum_{j=1}^d[g_j(X_{1,j})-Eg_j(X_{1,j})] \\ & \quad + \frac{1}{p}\left(1-\frac{1}{p}\right)\xi^{-2+1/p}\left(\frac{1}{d}\sum_{j=1}^d[g_j(X_{1,j})-Eg_j(X_{1,j})]\right)^2, \end{aligned}$$

where ξ satisfies

$$\left|\xi-\frac{1}{d}\sum_{j=1}^dEg_j(X_{1,j})\right|\leq\left|\frac{1}{d}\sum_{j=1}^d[g_j(X_{1,j})-Eg_j(X_{1,j})]\right|.$$

Repeating our previous arguments we get

$$\begin{aligned} & E\left(\left(\frac{1}{d}\sum_{j=1}^dE_{\mathbf{X}_1}|X_{1,j}-X_{2,j}|^p\right)^{1/p}-\left(\frac{1}{d}\sum_{j=1}^dE|X_{1,j}-X_{2,j}|^p\right)^{1/p}\right)^2 \\ &= \frac{1}{p^2}\left(\frac{1}{d}\sum_{j=1}^dEg_j(X_{1,j})\right)^{-2+2/p}E\left(\frac{1}{d}\sum_{j=1}^d[g_j(X_{1,j})-Eg_j(X_{1,j})]\right)^2+o\left(\frac{1}{d}\right), \end{aligned}$$

completing the proof of (D.2). (D.3) follows from (D.1). \square

We use the following lemma in the proofs in Sections B and C.

Lemma D.4. *If Assumption 3.3 holds, then, as $d \rightarrow \infty$*

$$(D.16) \quad E\psi_{1,2}^4 \leq c,$$

$$(D.17) \quad E\zeta_1^2 = \gamma^2(1 + o(1))$$

and

$$(D.18) \quad E|\zeta_1|^4 \leq c$$

with some c .

Proof. Statements (D.16) and (D.18) are straightforward consequences of Assumption 3.3. For statement (D.17), let $Y_{\ell,d}(t) = \sum_{i=1}^d \mathbf{1}_{(t_{i-1}, t_i]}(t) X_{\ell,i} = \sum_{i=1}^d \mathbf{1}_{(t_{i-1}, t_i]}(t) Y_{\ell}(t_i)$, and recall $\zeta_1 = H(\mathbf{X}_1) - \theta$. Reexpress

$$(D.19) \quad \begin{aligned} H(\mathbf{X}_1) &= [H(\mathbf{X}_1) - E_{\mathbf{X}_1} \|Y_{1,d} - Y_{2,d}\|_p] + [E_{\mathbf{X}_1} \|Y_{1,d} - Y_{2,d}\|_p - \mathcal{H}(Y_{1,d})] \\ &\quad + [\mathcal{H}(Y_{1,d}) - \mathcal{H}(Y_1)] + \mathcal{H}(Y_1) \end{aligned}$$

For a given function $Y = \{Y(t), 0 \leq t \leq 1\}$, let $\|Y\|_p = (\int_0^1 |Y(t)|^p dt)^{1/p}$. With $Z_j = X_{1,j} - X_{2,j}$, for the first term in (D.19), observe

$$\begin{aligned} E|H(\mathbf{X}_1) - E_{\mathbf{X}_1} \|Y_{1,d} - Y_{2,d}\|_p|^2 &= E \left| \left(\sum_{\ell=1}^d |Z_{\ell}|^p d^{-1} \right)^{1/p} - \left(\sum_{\ell=1}^d |Z_{\ell}|^p (t_{\ell} - t_{\ell-1}) \right)^{1/p} \right|^2 \\ &\leq E \left(\sum_{\ell=1}^d |Z_{\ell}|^p \left| \frac{1}{d^{1/p}} - \frac{1}{(t_{\ell} - t_{\ell-1})^{1/p}} \right|^p \right)^{2/p} \\ &\leq \max_{1 \leq i \leq d} \left| 1 - \frac{d^{1/p}}{(t_i - t_{i-1})^{1/p}} \right|^2 E \left(\frac{1}{d} \sum_{\ell=1}^d |Z_{\ell}|^p \right)^{2/p} \rightarrow 0, \end{aligned}$$

since $\max_{1 \leq i \leq d} \left| 1 - \frac{d^{1/p}}{(t_i - t_{i-1})^{1/p}} \right| \rightarrow 0$ by Assumption 3.3(ii). For the second term in (D.19), note

$$|E_{\mathbf{X}_1} \|Y_{1,d} - Y_{2,d}\|_p - \mathcal{H}(Y_{1,d})| = |E_{\mathbf{X}_1} (\|Y_{1,d} - Y_{2,d}\|_p - \|Y_{1,d} - Y_2\|_p)| \leq E \|Y_{2,d} - Y_2\|_p.$$

By Assumption 3.3(iv), $E \|Y_{2,d}\|_p \rightarrow E \|Y_2\|_p$, and by continuity, $\|Y_{2,d} - Y_2\|_p \rightarrow 0$ a.s., which together imply $E \|Y_{2,d} - Y_2\|_p \rightarrow 0$. Thus, $E[H(\mathbf{X}_1) - \mathcal{H}(Y_{1,d})]^2 \rightarrow 0$. For the third term in (D.19), a similar argument shows $E[\mathcal{H}(Y_{1,d}) - \mathcal{H}(Y_1)]^2 \rightarrow 0$, implying $E[H(\mathbf{X}_1) - \mathcal{H}(Y_1)]^2 \rightarrow 0$, which gives (D.17). \square

REFERENCES

- Aldribi, A., Traoré, I., Moa, B. and Nwamuo, O. (2020), ‘Hypervisor-based cloud intrusion detection through online multivariate statistical change tracking’, *Computers and Security* **88**, 101646.
- Amaratunga, D. and Cabrera, J. (2018), High-dimensional data in genomics, in K. E. Peace, D.-G. Chen and S. Menon, eds, ‘Biopharmaceutical Applied Statistics Symposium : Volume 3 Pharmaceutical Applications’, Springer, pp. 65–73.
- Antoch, J. and Hušková, M. (2001), ‘Permutation tests in change point analysis’, *Statistics and Probability Letters* **53**, 37–46.
- Arlot, S., Celisse, A. and Harchaoui, Z. (2019), ‘A Kernel Multiple Change-point Algorithm via Model Selection’, *Journal of Machine Learning Research* **20**.
- Arvesen, J. N. (1969), ‘Jackknifing U-Statistics’, *The Annals of Mathematical Statistics* **40**(6), 2076–2100.
- Biau, G., Bleakley, K. and Mason, D. M. (2016), ‘Long signal change-point detection’, *Electronic Journal of Statistics* **10**(2).
- Chakraborty, S. and Zhang, X. (2021a), ‘High-dimensional Change-point Detection Using Generalized Homogeneity Metrics’.
- Chakraborty, S. and Zhang, X. (2021b), ‘A new framework for distance and kernel-based metrics in high dimensions’, *Electronic Journal of Statistics* **15**(2), 5455–5522.
- Chen, H. and Zhang, N. (2015), ‘Graph-based change-point detection’, *The Annals of Statistics* **43**(1), 139–176.

- Chen, H., Zhang, N. R., Chu, L. and Song, H. (2021), *gSeg: Graph-Based Change-Point Detection*. R package version 1.0.
- Chu, L. and Chen, H. (2019), ‘Asymptotic distribution-free change-point detection for multivariate and non-Euclidean data’, *The Annals of Statistics* **47**(1), 382–414.
- Csörgő, M. and Horváth, L. (1993), *Weighted Approximations in Probability and Statistics*, Wiley, New York.
- Csörgő, M. and Révész, P. (1981), *Strong Approximations in Probability and Statistics*, Probability and Mathematical Statistics, Acad. Press, New York.
- Deheuvels, P. and Pfeifer, D. (1988), ‘Poisson approximations of multinomial distributions and point processes’, *Journal of Multivariate Analysis* **25**, 65–89.
- Franke, J., Hefter, M., Herzwurm, A., Ritter, K. and Schwaar, S. (2022), ‘Adaptive quantile computation for Brownian bridge in change-point analysis’, *Computational Statistics & Data Analysis* **167**, 107375.
- Fryzlewicz, P. (2014), ‘Wild binary segmentation for multiple change-point detection’, *The Annals of Statistics* **42**(6), 2243–2281.
- Gole, S. and Tidke, B. (2015), A survey of big data in social media using data mining techniques, in ‘2015 International Conference on Advanced Computing and Communication Systems’, IEEE, pp. 1–6.
- Gombay, E. and Horváth, L. (1999), ‘Change-points and bootstrap’, *Environmetrics* **10**(6), 725–736.
- Horváth, L. and Rice, G. (2014), ‘Extensions of some classical methods in change point analysis’, *TEST* **23**(2), 219–255.
- Hušková, M. and Kirch, C. (2008), ‘Bootstrapping confidence intervals for the change-point of time series’, *Journal of Time Series Analysis* **29**(6), 947–972.
- Jirak, M. (2012), ‘Change-point analysis in increasing dimension’, *Journal of Multivariate Analysis* **111**, 136–159.
- Lee, A. J. (1990), *U-Statistics: Theory and Practice*, M. Dekker, New York.
- Liu, B., Zhang, X. and Liu, Y. (2022), ‘High dimensional change point inference: Recent developments and extensions’, *Journal of Multivariate Analysis* **188**, 104833.
- Liu, B., Zhou, C., Zhang, X. and Liu, Y. (2020), ‘A unified data-adaptive framework for high dimensional change point detection’, *Journal of the Royal Statistical Society: Series B* **82**(4), 933–963.
- Lung-Yut-Fong, A., Lévy-Leduc, C. and Cappé, O. (2011), Robust changepoint detection based on multivariate rank statistics, in ‘2011 IEEE International Conference on Acoustics, Speech and Signal Processing (ICASSP)’, pp. 3608–3611.
- Matteson, D. S. and James, N. A. (2014), ‘A nonparametric approach for multiple change point analysis of multivariate data’, *Journal of the American Statistical Association* **109**(505), 334–345.
- McDonald, D. R. (1980), ‘On the Poisson approximation to the multinomial distribution’, *Canadian Journal of Statistics* **8**(1), 115–118.
- Morey, L. C. and Agresti, A. (1984), ‘The Measurement of Classification Agreement: An Adjustment to the Rand Statistic for Chance Agreement’, *Educational and Psychological Measurement* **44**(1), 33–37.
- Olmo, J. and Pouliot, W. (2011), ‘Early detection techniques for market risk failure’, *Studies in Nonlinear Dynamics & Econometrics* **15**(4).
- Rand, W. M. (1971), ‘Objective Criteria for the Evaluation of Clustering Methods’, *Journal of the American Statistical Association* **66**(336), 846–850.
- Shoyama, K., Cui, Q., Hanashima, M., Sano, H. and Usuda, Y. (2021), ‘Emergency flood detection using multiple information sources: Integrated analysis of natural hazard monitoring

- and social media data', *Science of The Total Environment* **767**, 144371.
- Székely, G. J. and Rizzo, M. L. (2005), 'Hierarchical clustering via joint between-within distances: Extending ward's minimum variance method', *Journal of Classification* **22**(2), 151–183.
- Theodosiadou, O., Pantelidou, K., Bastas, N., Chatzakou, D., Tsikrika, T., Vrochidis, S. and Kompatsiaris, I. (2021), 'Change point detection in terrorism-related online content using deep learning derived indicators', *Information* **12**(7), 274.
- Zhu, C., Zhang, X., Yao, S. and Shao, X. (2020), 'Distance-based and RKHS-based dependence metrics in high dimension', *The Annals of Statistics* **48**(6), 3366–3394.