

CHANGE POINT DETECTION IN HIGH DIMENSIONAL DATA WITH U-STATISTICS

B. COOPER BONIECE¹, LAJOS HORVÁTH¹, AND PETER M. JACOBS²

ABSTRACT. We consider the problem of detecting distributional changes in a sequence of high dimensional data. Our proposed methods are nonparametric, suitable for either continuous or discrete data, and are based on weighted cumulative sums of U-statistics stemming from L_p norms. We establish the asymptotic distribution of our proposed test statistics separately in cases of weakly dependent and strongly dependent coordinates as $\min\{N, d\} \rightarrow \infty$, where N denotes sample size and d is the dimension, and also provide sufficient conditions for consistency of the proposed test procedures under a general fixed alternative with one change point. We further assess finite sample performance of the test procedures through Monte Carlo studies, and conclude with two applications to Twitter data concerning the mentions of U.S. Governors and the frequency of tweets containing social justice keywords.

1. INTRODUCTION

Detecting changes in a given sequence of data is a problem of critical importance in a variety of disparate fields and has been studied extensively in the statistics and econometrics literature for the past 40+ years. Recent applications include finding changes in terrorism-related online content (Theodosiadou et al., 2021), intrusion detection for cloud computing security (Aldribi et al., 2020), and monitoring emergency floods through the use of social media data (Shoyama et al., 2021), among many others. The general problem of change point detection may be considered from a variety of viewpoints; for instance, it may be considered in either “online” (sequential) and “offline” (retrospective) settings, under various types of distributional assumptions, or under specific assumptions on the type of change points themselves. See, for example, Horváth and Rice (2014) for a survey on some traditional approaches and some of their extensions.

The importance of traditional univariate and multivariate contexts notwithstanding, it is increasingly common in contemporary applications to encounter *high-dimensional* data whose dimension d may be comparable or even substantially larger than the number of observations N . Popular examples include applications in genomics (Amaratunga and Cabrera, 2018), or in the analysis of social media data (Gole and Tidke, 2015), where d can be up to several orders of magnitude larger than N . However many classical inferential methods provide statistical guarantees only in “fixed- d ” large-sample asymptotic settings that implicitly require the sample size N to overwhelm the dimension d , rendering several traditional approaches to change-point detection unsuitable for modern applications in which N and d are both large. Accordingly, there has been a surge of research activity in recent years concerning methodology and theory for change-point detection in the asymptotic setting most relevant for applications to high dimensional data, i.e., where both $N, d \rightarrow \infty$ in some fashion; see Liu et al. (2022) for a survey regarding new developments. Commonly, asymptotic results in this context require technical restrictions on the size of d relative to N , ranging from more stringent conditions such as d having logarithmic-type or polynomial growth

¹DEPARTMENT OF MATHEMATICS, UNIVERSITY OF UTAH, SALT LAKE CITY, UT 84112–0090 USA

²SCHOOL OF COMPUTING, UNIVERSITY OF UTAH, SALT LAKE CITY, UT 84112–0090 USA

E-mail addresses: bcboniece@math.utah.edu, horvath@math.utah.edu, u1266560@utah.edu.

2020 *Mathematics Subject Classification.* Primary 62G20, Secondary 60F17, 62G10, 62H15, 62P25.

Key words and phrases. large dimensional vectors, U-statistics, weak convergence, change point, Twitter data.

in N (Jirak, 2012), to milder conditions that permit d to have possibly exponential growth in N (Liu et al., 2020). For maximal flexibility in practice, it is desirable to have methods that require as little restriction as possible on the rate at which d grows relative to N .

In this work, we are concerned with change-point detection problem in the “offline” setting in which a given sequence of historical data is analyzed for the presence of changes. Specifically, we are concerned with the following: let $\mathbf{X}_1, \mathbf{X}_2, \dots, \mathbf{X}_N$ be random vectors in R^d with distribution functions $F_1(\mathbf{x}), F_2(\mathbf{x}), \dots, F_N(\mathbf{x})$. We aim to test the null hypothesis

$$H_0 : F_1(\mathbf{x}) = F_2(\mathbf{x}) = \dots = F_N(\mathbf{x}) \quad \text{for all } \mathbf{x} \in R^d$$

against the alternative

$$H_A : \text{there are } 1 < k_1 < k_2 < \dots < k_R < N \text{ and } \mathbf{x}_1, \mathbf{x}_2, \dots, \mathbf{x}_R \text{ such that}$$

$$F_{k_{i-1}+1}(\mathbf{x}) = F_{k_{i-1}+2}(\mathbf{x}) = \dots = F_{k_i}(\mathbf{x}), \quad 1 \leq i \leq R+1 \text{ for all } \mathbf{x} \in R^d$$

$$\text{and } F_{k_i}(\mathbf{x}_i) \neq F_{k_{i+1}}(\mathbf{x}_i), 1 \leq i \leq R$$

(n.b. we used the notation $k_0 = 0$ and $k_{R+1} = N$). The central contribution of this work is a flexible method for testing the hypotheses above that is appropriate for high-dimensional data, whose asymptotic properties require little or no restriction on the size of d relative to the N , and whose corresponding test statistics admit an explicit limit distribution with critical values that may be readily obtained. It is based on U-statistics constructed from L_p norms, allows for the use of weight functions for increased power against various alternatives, and may be tuned to detect changes related to moments of arbitrary order $p \geq 1$.

The problem of testing the hypotheses above has been studied by several authors in recent years in both traditional multivariate and high-dimensional settings. Matteson and James (2014) proposed the use of a class of U-statistics known as empirical divergence measures (Székely and Rizzo, 2005) assuming that d is fixed. Though their method has gained some popularity in applications it suffers from some important drawbacks. We first note the test statistics employed in Matteson and James (2014) are based on so-named *degenerate* U-statistics and therefore have a limit distribution that is rather complicated and was not given in their work. Note Matteson and James (2014) and other authors recently applying their method (e.g., Theodosiadou et al. (2021), Shoyama et al. (2021)) use the permutation method to obtain p -values. An infinite series expansion for the corresponding limiting statistic (with fixed d) was later given by Biau et al. (2016) that depends on an infinite sequence of eigenvalues $\lambda_1, \lambda_2, \dots$ that must be estimated from data for its practical implementation. Concerning the use of empirical divergence measures in high dimensions, it is argued in Chakraborty and Zhang (2021) and Zhu et al. (2020) that they are potentially unsuitable for detecting certain nonlinear changes in data when the dimension d is large, since they capture primarily only second-order structure in the data in settings when N is small relative to d .

Recently, Liu et al. (2020) proposed a flexible framework for detecting change points based on q -dimensional U-statistics in the setting where $q, d, N \rightarrow \infty$. Though their method is quite flexible, the authors do not obtain the limit distribution of their test statistics and rely on high-dimensional bootstrapping methods to obtain critical values. Our detection method is based on somewhat simpler one-dimensional U-statistics whose distribution may be explicitly obtained, bypassing the need for bootstrapping, permutation tests, or similar methods, and allows for instances of both weakly dependent and strongly dependent coordinates in the data.

This paper is organized as follows. Section 2 contains our main statistical assumptions, limit results, and discussions of practical implementation of the test statistics and of asymptotic power. Section 3 contains some important examples. Section 4 contains Monte Carlo studies showing finite-sample performance. Section 5 contains two separate applications based on Twitter data, one concerning the mentions of U.S. governors and another concerning the frequency of social justice keywords. Proofs are given in Sections 6, 7 and the Appendix.

2. MAIN RESULTS

Our proposed method is based on weighted functionals of processes constructed from U-statistics. We first define some intermediate quantities and lay out our main assumptions. Let

$$U_{N,d,1}(k) = \frac{1}{\binom{k}{2}} \sum_{1 \leq i < j \leq k} \|\mathbf{X}_i - \mathbf{X}_j\|_p, \quad U_{N,d,2}(k) = \frac{1}{\binom{N-k}{2}} \sum_{k+1 \leq i < j \leq N} \|\mathbf{X}_i - \mathbf{X}_j\|_p,$$

$$U_{N,d,3}(k) = \frac{1}{k(N-k)} \sum_{i=1}^k \sum_{j=k+1}^N \|\mathbf{X}_i - \mathbf{X}_j\|_p, \quad U_{N,d,4} = \frac{1}{N^2} \sum_{i=1}^N \sum_{j=1}^N \|\mathbf{X}_i - \mathbf{X}_j\|_p,$$

where $\|\cdot\|_p$ denotes the L_p norm of vectors with some $1 \leq p < \infty$. We now define two processes $V_{N,d} = \{V_{N,d}(t), 0 \leq t \leq 1\}$ and $Z_{N,d} = \{Z_{N,d}(t), 0 \leq t \leq 1\}$, given by

$$V_{N,d}(t) = t(1-t)N^{1/2}d^{1/2-1/p} [U_{N,d,1}(\lfloor Nt \rfloor) - U_{N,d,2}(\lfloor Nt \rfloor)], \quad 2/N \leq t \leq 1 - 2/N,$$

and

$$Z_{N,d}(t) = t(1-t)N^{1/2}d^{1/2-1/p} [U_{N,d,3}(\lfloor Nt \rfloor) - U_{N,d,4}], \quad 2/N \leq t \leq 1 - 2/N,$$

where $\lfloor x \rfloor$ denotes the integer part of x , and we set $V_{N,d}(t) = Z_{N,d}(t) = 0$ if $t \notin [2/N, 1 - 2/N]$. We will use weighted functionals of $V_{N,d}$ and $Z_{N,d}$ based on weight functions $w(t)$ satisfying

Assumption 2.1. (i) $\inf_{\delta \leq t \leq 1-\delta} w(t) > 0$ for all $0 < \delta < 1/2$
(ii) $w(t)$ is non decreasing in a neighborhood of 0
(iii) $w(t)$ is non increasing in a neighborhood of 1.

The use of weight functions allows for increased statistical power against certain alternatives, such as when a change point is near the boundary of the data; see, e.g., Shorack and Wellner (1986). We use the integral functional

$$I(w, c) = \int_0^1 \frac{1}{t(1-t)} \exp\left(-\frac{cw^2(t)}{t(1-t)}\right) dt$$

to determine necessary and sufficient conditions to obtain a finite limit for the weighted supremum functionals of $V_{N,d}(t)$ and $Z_{N,d}(t)$. The functional $I(w, c)$ appeared in Itô and McKean (1965) to characterize the upper and lower classes of a Wiener process. Csörgő and Horváth (1993) and Shorack and Wellner (1986) provide several results on the theory and applications of $I(w, c)$ in nonparametric statistics.

We also require that

Assumption 2.2. $\mathbf{X}_1, \mathbf{X}_2, \dots, \mathbf{X}_N$ are independent random vectors.

Assumptions 2.1-2.2 are used throughout the paper. We now separately consider two distinct scenarios concerning possible types of dependence in the coordinates of the \mathbf{X}_i . In the first case, the coordinates are assumed to be weakly dependent, which is expressed through conditions on the moments of the coordinate differences $|X_{1,j} - X_{2,j}|$. In the second case, the coordinates are strongly dependent in the sense that they are discretely sampled values of a continuous random function.

We first turn to the case of weakly dependent coordinates. We assume

Assumption 2.3. With some $\alpha > \max\{p, 10 - 4/p, 12 - 8/p\}$, and some $C > 0$ independent of the dimension d ,

$$\max_{1 \leq j \leq d} E|X_{1,j}|^\alpha \leq C.$$

In the important cases of $p = 1$ and $p = 2$, we assume that $\alpha > 6$ and 8, respectively. For the next statements, we define the functions

$$(2.1) \quad g_j(x_j) = E|X_{1,j} - x_j|^p, \quad 1 \leq j \leq d,$$

where $x_1, \dots, x_d \in R$. The next conditions specifies the meaning of “weakly dependent” coordinates:

Assumption 2.4. *With some $\alpha > \max\{p, 10 - 4/p, 12 - 8/p\}$, and some constant $C > 0$ independent of d and N ,*

$$(2.2) \quad E \left| \sum_{j=1}^d [|X_{1,j} - X_{2,j}|^p - E |X_{1,j} - X_{2,j}|^p] \right|^\alpha \leq C d^{\alpha/2}$$

and

$$(2.3) \quad E \left| \sum_{j=1}^d [g_j(X_{1,j}) - E g_j(X_{1,j})] \right|^\alpha \leq C d^{\alpha/2}.$$

Moreover, the limit

$$(2.4) \quad \tau^2 = \lim_{d \rightarrow \infty} \frac{1}{d} E \left(\sum_{j=1}^d [g_j(X_{1,j}) - E g_j(X_{1,j})] \right)^2$$

exists.

Note the distribution of \mathbf{X}_1 depends on d and is also allowed to depend on N . In Section 3 we provide examples that satisfy Assumption 2.4.

Next we define the limiting variance of $U_{N,d}(t)$ and $Z_{N,d}(t)$ for the case of weakly dependent coordinates. Let

$$\lim_{d \rightarrow \infty} \frac{1}{d} \sum_{j=1}^d E g_j(X_{1,j}) = \mathfrak{a}(p),$$

and

$$(2.5) \quad \sigma^2 = \left(\frac{2}{p} \mathfrak{a}^{-1+1/p}(p) \right)^2 \tau^2.$$

Note $\mathfrak{a}(p)$ and σ^2 are well-defined under Assumption 2.4. Since we will normalize with σ^2 , it is natural to require

Assumption 2.5. $\sigma^2 > 0$.

Theorems 2.1 and 2.2, stated next, are our main results in the context of weakly dependent coordinates. Their statements provide asymptotic tests based on weighted functionals of $V_{N,d}$ and $Z_{N,d}$, whose limit behavior may differ depending on the chosen class of weights. In our proofs we show that $V_{N,d}(t)/\sigma$ and $Z_{N,d}(t)/\sigma$ converge weakly in the space $\mathcal{D}[0,1]$ of càdlàg functions on $[0,1]$ to the standard Brownian bridge $\{B(t), 0 \leq t \leq 1\}$ and a Gaussian process $\{\Gamma(t), 0 \leq t \leq 1\}$, respectively, where

$$(2.6) \quad \Gamma(t) = (1-t)W(t) + tW(1-t) - 2t(1-t)W(1), \quad 0 \leq t \leq 1$$

and $\{W(t), 0 \leq t \leq 1\}$ denotes a standard Wiener process.

Theorem 2.1. *Assume that H_0 holds and Assumptions 2.1–2.5 are satisfied. If $I(w, c) < \infty$ is finite for some $c > 0$, then*

$$(2.7) \quad \frac{1}{\sigma} \sup_{0 < t < 1} \frac{|V_{N,d}(t)|}{w(t)} \xrightarrow{\mathcal{D}} \sup_{0 < t < 1} \frac{|B(t)|}{w(t)},$$

where $\{B(t), 0 \leq t \leq 1\}$ is a Brownian bridge, and

$$(2.8) \quad \frac{2}{\sigma} \sup_{0 < t < 1} \frac{|Z_{N,d}(t)|}{w(t)} \xrightarrow{\mathcal{D}} \sup_{0 < t < 1} \frac{|\Gamma(t)|}{w(t)}$$

where Γ is the process defined by (2.6).

Since the limits in (2.7) and (2.8) are finite with probability 1 if and only if $I(w, c) < \infty$ with some $c > 0$, we prove Theorem 2.1 under optimal conditions (see Csörgő and Horváth (1993)).

It is popular to self-normalize maximally selected statistics, i.e., to use a weight function that is proportional to the standard deviation of the limit, at least in a neighborhood of 0 and 1. In our case the weight function of self normalization is $(t(1-t))^{1/2}$, and Theorem 2.1 cannot be applied since $I((t(1-t))^{1/2}, c) = \infty$ for all $c > 0$. Theorem 2.2, stated next, is a nonstandard Darling–Erdős–type result and is the counterpart to Theorem 2.1 for the case of self-normalization. Before giving its statement, we define some auxiliary quantities based on the projections of U-statistics (e.g., Lee (1990)). For $\mathbf{x} = (x_1, x_2, \dots, x_d)$, let

$$H(\mathbf{x}) = E \left(\frac{1}{d} \sum_{\ell=1}^d |X_{1,\ell} - x_\ell|^p \right)^{1/p}, \quad \theta = E[H(\mathbf{X}_1)].$$

and

$$(2.9) \quad \zeta_i = H(\mathbf{X}_i) - \theta, \quad 1 \leq i \leq N.$$

i.e., ζ_i are centered projections of the normalized L_p norms of the differences $\mathbf{X}_i - \mathbf{X}_j$ onto the linear space of all measurable functions of \mathbf{X}_i .

Theorem 2.2. *Let*

$$\mathfrak{J}^2(d) = E\zeta_1^2,$$

and define

$$a(x) = (2 \log x)^{1/2} \quad \text{and} \quad b(x) = 2 \log x + \frac{1}{2} \log \log x - \frac{1}{2} \log \pi.$$

If H_0 holds and Assumptions 2.2–2.5 are satisfied, then

$$(2.10) \quad \lim_{N \rightarrow \infty} P \left\{ a(\log N) \max_{2 < k < N-2} \frac{1}{\mathfrak{J}(d)} \left(\frac{k(N-k)}{N} \right)^{1/2} d^{-1/p} |U_{N,d,1}(k) - U_{N,d,2}(k)| \right. \\ \left. \leq x + b(\log N) \right\} = \exp(-2e^{-x}),$$

$$(2.11) \quad \lim_{N \rightarrow \infty} P \left\{ a(\log N) \max_{1 \leq k < N} \frac{1}{\mathfrak{J}(d)} \left(\frac{k(N-k)}{N} \right)^{1/2} d^{-1/p} |U_{N,d,3}(k) - U_{N,d,4}(k)| \right. \\ \left. \leq x + b(\log N) \right\} = \exp(-2e^{-x})$$

for all x and

$$(2.12) \quad \mathfrak{J}^2(d) = \frac{\sigma^2}{4d} + o\left(\frac{1}{d}\right), \quad d \rightarrow \infty.$$

It is interesting to note the limits of the weighted $V_{N,d}(t)$ and $Z_{N,d}(t)$ are different in Theorem 2.1 but they are the same in Theorem 2.2. The proof of Theorem 2.2 shows that both self-normalized statistics in (2.10) and (2.11) are effectively determined by the maxima of standardized partial sums of independent random variables, which explains why the limits coincide.

Next we consider the setting when the coordinates are potentially strongly dependent, which we model as discretely sampled observations of random functions $\{Y_1(t), 0 \leq t \leq 1\}, \dots, \{Y_N(t), 0 \leq t \leq 1\}$, i.e.,

$$\mathbf{X}_i = (Y_i(t_1), Y_i(t_2), \dots, Y_i(t_d)) \quad \text{with some } 0 < t_1 < t_2 < \dots < t_d \leq 1.$$

The random functions Y_i are assumed to satisfy

- Assumption 2.6.** (i) $\{Y_1(t), 0 \leq t \leq 1\}, \{Y_2(t), 0 \leq t \leq 1\}, \dots, \{Y_N(t), 0 \leq t \leq 1\}$ are independent and identically distributed and have continuous sample paths with probability 1,
(ii) $d^{-1} \max_{1 \leq i \leq d} (t_i - t_{i-1}) \rightarrow 1$, $t_0 = 0$, $t_d = 1$
(iii) $E \int_0^1 |Y_1(t)|^{2p} dt < \infty$
(iv) and with some $\nu > 2$

$$E \left| \frac{1}{d} \sum_{j=1}^d |X_{1,j}|^p - \int_0^1 |Y_1(t)|^p dt \right|^\nu \rightarrow 0.$$

The projections $H(\mathbf{x})$ in (2.9) can also be approximated with functionals of $Y_i(t)$. Let

$$\mathcal{H}(g) = E \left(\int_0^1 |Y_1(t) - g(t)|^p dt \right)^{1/p}.$$

Next we define the asymptotic variance in the context of strongly dependent coordinates. Let

$$\gamma^2 = \text{var}(\mathcal{H}(Y_1)).$$

Note $\gamma^2 < \infty$ under Assumption 2.6(iii). Since we normalize with γ^2 , we naturally require

Assumption 2.7. $\gamma^2 > 0$.

Theorems 2.3 and 2.4, stated next, are our main results in the context of the strongly dependent coordinate setting of Assumption 2.6.

Theorem 2.3. We assume that H_0 and Assumptions 2.6 and 2.7 are satisfied. If $I(w, c) < \infty$ is finite for some $c > 0$, then

$$(2.13) \quad \frac{1}{2\gamma} d^{-1/2} \sup_{0 < t < 1} \frac{|V_{N,d}(t)|}{w(t)} \xrightarrow{\mathcal{D}} \sup_{0 < t < 1} \frac{|B(t)|}{w(t)}$$

and

$$(2.14) \quad \frac{1}{\gamma} d^{-1/2} \sup_{0 < t < 1} \frac{|Z_{N,d}(t)|}{w(t)} \xrightarrow{\mathcal{D}} \sup_{0 < t < 1} \frac{|\Gamma(t)|}{w(t)}.$$

$$\bar{\mathcal{J}}^2(d) = \text{var} \left(\sum_{j=1}^d |X_{1,j}|^p \right)$$

Theorem 2.4. If H_0 and Assumptions 2.6 and 2.7 are satisfied, then

$$\lim_{N \rightarrow \infty} P \left\{ a(\log N) \max_{2 < k < N-2} \frac{1}{\bar{\mathcal{J}}(d)} \left(\frac{k(N-k)}{N} \right)^{1/2} |U_{N,d,1}(k) - U_{N,d,2}(k)| \leq x + b(\log N) \right\} \\ = \exp(-2e^{-x}),$$

$$\lim_{N \rightarrow \infty} P \left\{ a(\log N) \max_{1 \leq k < N} \frac{1}{\bar{\mathcal{J}}(d)} \left(\frac{k(N-k)}{N} \right)^{1/2} |U_{N,d,3}(k) - U_{N,d,4}(k)| \leq x + b(\log N) \right\} \\ = \exp(-2e^{-x})$$

for all x and $\bar{\mathcal{J}}(d)$ satisfies

$$\frac{\bar{\mathcal{J}}(d)}{d^{1/p}} \rightarrow \gamma.$$

Given any consistent estimator of the asymptotic variances σ^2 and γ^2 , Theorems 2.1–2.4 provide feasible asymptotic tests in the asymptotic setting $\min\{N, d\} \rightarrow \infty$ that are distribution-free for any $p \geq 1$ and allow for essentially maximal flexibility on the choice of weights for the processes $U_{N,d}$ and $V_{N,d}$. The critical values of the limiting test statistics may be obtained through various means. For instance, Franke et al. (2022) provide a fast numerical method to simulate the critical values for the supremum of the Brownian bridge with weight function $(t(1-t))^\kappa$, $0 \leq \kappa < 1/2$. Critical values for the weighted supremum of Γ can be obtained by similar methods. Selected critical values for the weighted Brownian bridge are also tabulated in Olmo and Pouliot (2011).

We now illustrate how the tests given by Theorems 2.1–2.4 may be implemented in practice using a common method for estimating the variance of U -statistics via the jackknife (e.g., Lee (1990)). This method may be used regardless of the assumptions made on the dependence of the coordinates of \mathbf{X}_i ; we describe its implementation below.

In what follows, let $U_{N,d}$ denote $U_{N,d,1}(N)$, and let $U_{N-1,d}^{(-i)}$ denote the value analogous to $U_{N,d}$ but computed from the values $\mathbf{X}_1, \dots, \mathbf{X}_{i-1}, \mathbf{X}_{i+1}, \dots, \mathbf{X}_N$, i.e. \mathbf{X}_i is left out. Define the pseudo-observations

$$\mathcal{U}_i = NU_{N,d} - (N-1)U_{N-1,d}^{(-i)}$$

and their corresponding average

$$\bar{\mathcal{U}}_N = \frac{1}{N} \sum_{i=1}^N \mathcal{U}_i.$$

The jackknife estimator for the variance is defined as

$$\hat{\sigma}_{N,d}^2 = \frac{1}{(N-1)} \sum_{i=1}^N (\mathcal{U}_i - \bar{\mathcal{U}}_N)^2.$$

Under the conditions of Theorem 2.1

$$(2.15) \quad \frac{\hat{\sigma}_N^2}{d^{2/p-1}} \xrightarrow{P} \sigma^2, \quad \text{as } \min\{N, d\} \rightarrow \infty,$$

while under the conditions assumed in Theorem 2.3 we have

$$(2.16) \quad \frac{\hat{\sigma}_N^2}{d^{2/p}} \xrightarrow{P} \gamma^2, \quad \text{as } \min\{N, d\} \rightarrow \infty.$$

Putting together Theorems 2.1 and 2.3 with (2.15) and (2.16) we conclude, as $\min\{N, d\} \rightarrow \infty$,

$$(2.17) \quad \frac{N^{1/2}}{\hat{\sigma}_{N,d}} \sup_{2/N < t < 1-2/N} \frac{t(1-t)}{w(t)} |U_{N,d,1}(\lfloor Nt \rfloor) - U_{N,d,2}(\lfloor Nt \rfloor)| \xrightarrow{\mathcal{D}} \sup_{0 < t < 1} \frac{|B(t)|}{w(t)}$$

and

$$(2.18) \quad \frac{N^{1/2}}{\hat{\sigma}_{N,d}} \sup_{2/N < t < 1-2/N} \frac{t(1-t)}{w(t)} |U_{N,d,3}(\lfloor Nt \rfloor) - U_{N,d,4}(\lfloor Nt \rfloor)| \xrightarrow{\mathcal{D}} \sup_{0 < t < 1} \frac{|\Gamma(t)|}{w(t)},$$

where $\{B(t), 0 \leq t \leq 1\}$ is a Brownian bridge and $\{\Gamma(t), 0 \leq t \leq 1\}$ is defined in (2.6). To replace the normalizations in the Darling–Erdős–type results of Theorems 2.2 and 2.4, we need the rate of convergence in (2.15) and (2.16). Namely,

$$d^{1/2} \left| \frac{\hat{\sigma}_{N,d}}{d^{1/p}} - 2\mathcal{J}_d d^{1/2} \right| \log \log N \xrightarrow{P} 0$$

and

$$|\mathcal{J}_d - \hat{\sigma}_{N,d}| \log \log N \xrightarrow{P} 0.$$

Under these conditions Theorems 2.2 and 2.4 yield

$$(2.19) \quad \lim_{N \rightarrow \infty} P \left\{ a(\log N) \max_{2 < k < N-2} \frac{1}{\hat{\sigma}_{N,d}} \left(\frac{k(N-k)}{N} \right)^{1/2} |U_{N,d,1}(k) - U_{N,d,2}(k)| \leq x + b(\log N) \right\} \\ = \exp(-2e^{-x}),$$

and

$$(2.20) \quad \lim_{N \rightarrow \infty} P \left\{ a(\log N) \max_{1 \leq k < N} \frac{1}{\hat{\sigma}_{N,d}} \left(\frac{1}{Nk(N-k)} \right)^{1/2} \left| U_{N,d,3}(k) - \frac{k(N-k)}{N^2} U_{N,d,4} \right| \right. \\ \left. \leq x + b(\log N) \right\} = \exp(-2e^{-x})$$

for all x .

If desired, resampling methods can also be used to provide critical values for the statistics given in (2.17)–(2.20). For instance, one can use the bootstrap method as in Gombay and Horváth (1999) and Hušková and Kirch (2008). Since we work with maximally selected statistics, the permutation method can be also used to obtain critical values (cf. Antoch and Hušková (2001)).

Next we briefly discuss the behavior of the statistics under the alternative. Since we are mainly interested in the effect of the dimension d on the power, for simplicity consider the case of a single change point ($R = 1$) and we also assume that $k_1 = \lfloor N\eta \rfloor$, for some $0 < \eta < 1$. It follows from Theorem 2.1 that

$$U_{N,d,1}(k_1) = \mu_1 + O_P \left(\frac{d^{1/p-1/2}}{N^{1/2}} \right) \quad \text{and} \quad U_{N,d,2}(k_1) = \mu_2 + O_P \left(\frac{d^{1/p-1/2}}{N^{1/2}} \right),$$

where $\mu_1 = E\|\mathbf{X}_i - \mathbf{X}_j\|_p$, $1 \leq i \neq j \leq k_1$, and $\mu_2 = E\|\mathbf{X}_i - \mathbf{X}_j\|_p$, $k_1 + 1 \leq i \neq j \leq N$. Hence a test based on Theorem 2.1 is asymptotically consistent if

$$(2.21) \quad \left(\frac{N^{1/2}}{d^{1/p-1/2}} \right) |\mu_1 - \mu_2| \rightarrow \infty,$$

while the consistency of the test in Theorem 2.2 holds if

$$(2.22) \quad \left(\frac{N^{1/2}}{d^{1/p-1/2}} \right) (\log \log N)^{1/2} |\mu_1 - \mu_2| \rightarrow \infty.$$

It is illustrative to examine the relationship of N and d in the contexts of conditions (2.21) and (2.22) when $|\mu_1 - \mu_2|$ is held fixed. In this case, when $p \geq 2$ there is no restriction on the rate at which $d \rightarrow \infty$ relative to N ; if $1 \leq p \leq 2$ then (2.21) and (2.22) state $d = o(N^{\frac{p}{2-p}})$ and $d = o((N \log \log N)^{\frac{p}{2-p}})$, respectively, which becomes more restrictive for values of p close to 1.

The behavior of the test statistics under the alternative provides an estimate for the time of the change. Let

$$(2.23) \quad \hat{\eta}_{N,d} = \operatorname{argmax}_{0 < t < 1} \frac{|V_{N,d}(t)|}{w(t)} \quad 0 \leq \kappa < 1/2.$$

(A similar estimator may be analogously defined based on $Z_{N,d}$). If (2.21) holds then

$$(2.24) \quad \hat{\eta}_{N,d} \xrightarrow{P} \eta.$$

Under the conditions of Theorem 2.3, (2.21) is replaced with

$$U_{N,d,1}(k_1) = \mu_1 + O_P \left(N^{-1/2} d^{1/p} \right) \quad \text{and} \quad U_{N,d,2} = \mu_2 + O_P \left(N^{-1/2} d^{1/p} \right),$$

and therefore if

$$(2.25) \quad N^{1/2}d^{-1/p}|\mu_1 - \mu_2| \rightarrow \infty.$$

then consistency holds.

Note that even if the distributions change at time k_1 , it is still possible that $\mu_1 = \mu_2$ holds. For example, this occurs if the distributions differ only in location, then $\mu_1 = \mu_2$. However, in this case our procedure still has good power. Let

$$\mu_{1,2} = \|\mathbf{X}_1 - \mathbf{X}_{k_1+1}\|_p,$$

and observe \mathbf{X}_1 and \mathbf{X}_{k_1+1} have different distributions under the alternative. We also introduce

$$\begin{aligned} g_1(t) &= \begin{cases} \mu_1, & \text{if } 0 \leq t \leq \eta, \\ (\eta^2\mu_1 + 2\eta(t-\eta)\mu_{1,2} + (t-\eta)^2\mu_2) / t^2, & \text{if } \eta \leq t \leq 1, \end{cases} \\ g_2(t) &= \begin{cases} ((\eta-t)^2\mu_1 + 2(\eta-t)(1-\eta)\mu_{1,2} + (1-\eta)^2\mu_2) / (1-t)^2 & \text{if } 0 \leq t \leq \eta, \\ \mu_2, & \text{if } \eta \leq t \leq 1, \end{cases} \end{aligned}$$

and

$$g(t) = g_1(t) - g_2(t) = \begin{cases} ((1-\eta)^2(\mu_1 - \mu_2) + 2(1-\eta)(\eta_t)(\mu_1 - \mu_{1,2})) / (1-t)^2, & \text{if } 0 \leq t \leq \eta, \\ (\eta^2(\mu_1 - \mu_2) + 2\eta(t-\eta)(\mu_{1,2} - \mu_2)) / t^2, & \text{if } \eta \leq t \leq 1. \end{cases}$$

It can be verified that for any $0 < t < 1$, in the context of Theorem 2.1, it holds that

$$U_{N,d,1}(\lfloor Nt \rfloor) = g_1(t) + O_P\left(N^{-1/2}d^{1/p-1/2}\right) \quad \text{and} \quad U_{N,d,2}(\lfloor Nt \rfloor) = g_2(t) + O_P\left(N^{-1/2}d^{1/p-1/2}\right).$$

Hence

$$\sup_{2/N \leq t \leq 1-2/N} \frac{U_{N,d}(t)}{w(t)} = \left(N^{1/2}d^{1/2-1/p}\right) \sup_{0 < t < 1} \frac{t(1-t)|g(t)|}{w(t)}(1 + o_P(1)).$$

If $\mu_1 = \mu_2$, then consistency of the test based on Theorem 2.1 still holds if

$$(2.26) \quad \left(N^{1/2}d^{1/2-1/p}\right)|\mu_1 - \mu_{1,2}| \rightarrow \infty \quad \text{or} \quad \left(N^{1/2}d^{1/2-1/p}\right)|\mu_2 - \mu_{1,2}| \rightarrow \infty.$$

If, for instance, $s \leq d$ coordinates shift almost surely by at least $\delta > 0$, e.g., $|X_{1,i} - X_{k_1+1,i}| > \delta$ for $i = 1, \dots, s$, then $|\mu_1 - \mu_{1,2}| \geq s^{1/p}\delta$, and (2.26) implies consistency holds if

$$\delta(s/d)^{1/p}(Nd)^{1/2} \rightarrow \infty$$

which suggests that larger values of p may provide better power for sparse changes, i.e., when the number of changing coordinates s is small relative to d .

Note however, when $\mu_1 = \mu_2$, the change point location estimator $\hat{\eta}_{N,d}$ may not be consistent for η even when the above condition is met.

3. EXAMPLES

We consider three examples when the conditions of our results are satisfied. We start with the case when the coordinates of \mathbf{X}_1 are independent.

Example 3.1. We assume that $X_{1,1}, X_{1,2}, \dots, X_{1,d}$ are independent, and that (2.4) holds. Using Rosenthal's inequality (cf. Petrov, 1995, p. 59) we get for all $\beta \geq 2$

$$E \left| \sum_{j=1}^d [|X_{1,j} - X_{2,j}|^p - E|X_{1,j} - X_{2,j}|^p] \right|^\beta \leq C \left(\sum_{j=1}^d E ||X_{1,j} - X_{2,j}|^p - E|X_{1,j} - X_{2,j}|^p|^\beta \right)$$

$$+ \left(\sum_{j=1}^d E(|X_{1,j} - X_{2,j}|^p - E|X_{1,j} - X_{2,j}|^p)^2 \right)^{\beta/2}.$$

Similarly,

$$E \left| \sum_{j=1}^d [g_j(X_{1,j}) - E g_j(X_{1,j})] \right|^\beta \leq C \left(\sum_{j=1}^d E |g_j(X_{1,j}) - E g_j(X_{1,j})|^\beta + \left(\sum_{j=1}^d \text{var}(g_j(X_{1,j})) \right)^{\beta/2} \right).$$

Note for all $\beta \geq 1$, $E|g_j(X_{1,j})|^\beta \leq C E|X_{1,j}|^{p\beta}$. Hence conditions (2.2) and (2.3) in Assumption 2.4 are satisfied if

$$\limsup_{d \rightarrow \infty} \frac{1}{d} \sum_{j=1}^d E|X_{1,j}|^{2p} < \infty$$

and

$$\limsup_{d \rightarrow \infty} \frac{1}{d^{\alpha/2}} \sum_{j=1}^d [E|X_{1,j}|^{p\alpha} + (E|X_{1,j}|^p)^\alpha] < \infty.$$

Next we extend Example 3.1 to dependent coordinates.

Example 3.2. Let

$$\mathbf{X} = \mathbf{A}\mathbf{N},$$

where the coordinates of $\mathbf{N} = (\mathcal{N}_1, \mathcal{N}_2, \dots, \mathcal{N}_d)^\top$ are independent and identically distributed with $E\mathcal{N}_j = 0$, $E\mathcal{N}_j^2 = 1$ and

$$(3.1) \quad E|\mathcal{N}_j|^{2p\alpha} \leq c_1.$$

We also assume the matrix $\mathbf{A} = \{a_{k,\ell}, 1 \leq k, \ell \leq d\}$ satisfies

$$(3.2) \quad |a_{k,\ell}| \leq c_2 \exp(-c_3|k - \ell|),$$

with some $0 < c_2, c_3 < \infty$, and that (2.4) holds. Independent copies of \mathbf{X} satisfy our conditions if we show

$$(3.3) \quad E \left| \sum_{j=1}^d [|Z_j|^p - E|Z_j|^p] \right|^\alpha \leq c_4 d^{\alpha/2}$$

and

$$(3.4) \quad E \left| \sum_{j=1}^d [g_j(X_{1,j}) - E g_j(X_{1,j})] \right|^\alpha \leq c_5 d^{\alpha/2}$$

where $(Z_1, Z_2, \dots, Z_d)^\top = \mathbf{X}_1 - \mathbf{X}_2 = \mathbf{A}(\mathbf{N}_1 - \mathbf{N}_2)$, and $\mathbf{N}_1, \mathbf{N}_2$ are independent copies of \mathbf{N} .

First we consider (3.3). For notational simplicity let $\mathbf{M} = (\mathcal{M}_1, \dots, \mathcal{M}_d)^\top = \mathbf{N}_1 - \mathbf{N}_2$, and define

$$\bar{Z}_j = \sum_{|j-\ell| \leq c_6 \log d} a_{j,\ell} \mathcal{M}_\ell + \sum_{|j-\ell| > c_6 \log d} a_{j,\ell} \mathcal{M}_{j,\ell},$$

where $(\mathcal{M}_{j,1}, \mathcal{M}_{j,2}, \dots, \mathcal{M}_{j,d}), 1 \leq j \leq d$, are independent copies of \mathbf{M} . By definition, $\bar{Z}_1, \bar{Z}_2, \dots, \bar{Z}_d$ are $c_6 \log d$ -dependent random variables. Using the inequality $||x|^p - |y|^p| \leq C_p(|x|^{p-1} + |y|^{p-1})|x - y|$, The decay of $a_{j,k}$ implies we can choose $c_6 = c_6(\alpha)$ large enough so that

$$E \left| \sum_{j=1}^d |Z_j|^p - |\bar{Z}_j|^p \right|^\alpha \leq c_7 E \left(\sum_{j=1}^d (|Z_j|^{p-1} + |\bar{Z}_j|^{p-1}) |Z_j - \bar{Z}_j| \right)^\alpha$$

$$(3.5) \quad \leq d^{\alpha-1} c_7 \sum_{j=1}^d \left(E(|Z_j|^{p-1} + |\bar{Z}_j|^{p-1})^{2\alpha} E|Z_j - \bar{Z}_j|^{2\alpha} \right)^{1/2} \leq c_8 d^{\alpha/2}.$$

Thus, it suffices to establish (3.3) for the variables \bar{Z}_j in place of Z_j . For simplicity, for each d we set $\bar{Z}_\ell = 0$ whenever $\ell > d$. Now define $n_k = (k-1)\lfloor (\log d)^2 \rfloor$, $\zeta_j = |\bar{Z}_j|^p - E|\bar{Z}_j|^p$, and observe Rosenthal's inequality implies $\sup_{d \geq 1} \max_{1 \leq j \leq d} E|\zeta_j|^\alpha < \infty$. So, let

$$Q_{k,1} = \sum_{\ell=n_{k-1}+1}^{n_k} \zeta_\ell, \quad k = 1, 3, \dots, k_1^*, \quad Q_{k,2} = \sum_{\ell=n_{k-1}+1}^{n_k} \zeta_\ell, \quad k = 2, 4, \dots, k_2^*,$$

where k_1^* , and k_2^* are the smallest odd and even integers, respectively, such that $n_{k_i^*} \geq d$. (Note the sums $Q_{k_1^*,1}$ and $Q_{k_2^*,2}$ respectively may contain fewer than $n_{k_1^*} - n_{k_1^*-1}$ and $n_{k_2^*} - n_{k_2^*-1}$ terms.) By construction, the variables $Q_{k,1}$, $k = 1, 3, \dots, k_1^*$ are independent and similarly $Q_{k,2}$, $k = 2, 4, \dots, k_2^*$ are independent. Thus, using Rosenthal's inequality again, we obtain

$$(3.6) \quad E \left| \sum_{k=1,3,\dots,k_1^*} Q_{k,1} \right|^\alpha \leq c_9 \left(\sum_{k=1,3,\dots,k_1^*} E|Q_{k,1}|^\alpha + \left(\sum_{k=1,3,\dots,k_1^*} E(Q_{k,1})^2 \right)^{\alpha/2} \right)$$

and similarly for $Q_{k,2}$. We proceed to bound $E|Q_{k,1}|^\alpha$ and $E|Q_{k,1}|^2$. For $E|Q_{k,1}|^\alpha$, we have

$$(3.7) \quad E|Q_{k,1}|^\alpha \leq (n_k - n_{k-1})^{\alpha-1} \sum_{\ell=n_{k-1}+1}^{n_k} E|\zeta_\ell|^\alpha \leq c_{10} (n_k - n_{k-1})^\alpha \leq c_{10} (\log d)^{2\alpha}.$$

We now turn to $E|Q_{k,1}|^2$. For each j , reexpress

$$\bar{Z}_j = \mathbf{A}\mathbf{N}^{(j)}$$

where for each j , $\mathbf{N}^{(j)} = (\mathcal{N}_1^{(j)}, \dots, \mathcal{N}_d^{(j)})^\top$ is a vector of iid variables; observe that $\mathbf{N}^{(1)}, \dots, \mathbf{N}^{(d)}$ are generally dependent vectors. Now, for each $1 \leq \ell, j \leq d$, $j \neq \ell$, define

$$\bar{Z}_{j,\ell} = \sum_{i \in (j - \lfloor |j-\ell|/2 \rfloor, j + \lfloor |j-\ell|/2 \rfloor]} a_{\ell,i} \mathcal{N}_i^{(j)} + \sum_{i \notin (j - \lfloor |j-\ell|/2 \rfloor, j + \lfloor |j-\ell|/2 \rfloor]} \mathcal{M}_i^{(j)}$$

where $\{\mathbf{M}^{(j)} = (\mathcal{M}_1^{(j)}, \dots, \mathcal{M}_d^{(j)})^\top, 1 \leq j \leq d\}$ are jointly independent vectors satisfying $\mathbf{M}^{(j)} \stackrel{d}{=} \mathbf{N}^{(j)}$ for each $j = 1, \dots, d$. By construction, for each pair (j, ℓ) , $j \neq \ell$, the variables $\bar{Z}_{\ell,j}$ and $\bar{Z}_{\ell,j}$ are independent, since the sets $(\ell - \lfloor |j-\ell|/2 \rfloor, \ell + \lfloor |j-\ell|/2 \rfloor]$ and $(j - \lfloor |j-\ell|/2 \rfloor, j + \lfloor |j-\ell|/2 \rfloor]$ contain no common integers. Further, if we define

$$\zeta_{j,\ell} = |\bar{X}_{j,\ell}|^p - E|\bar{X}_{j,\ell}|^p$$

the exponential decay of $a_{i,k}$ implies

$$E|\zeta_j - \zeta_{j,\ell}|^2 \leq c_{11} \exp(-c_{12}|j - \ell|), \quad j, \ell \geq 1,$$

for some constants $c_{11}, c_{12} > 0$ independent of d . Therefore, noting that $E|Q_{k,1}|^2 = \sum_{\ell=n_{k-1}+1}^{n_k} E\zeta_\ell^2 + 2 \sum_{n_{k-1}+1 \leq j < \ell \leq n_k} E\zeta_\ell \zeta_j$, using $E\zeta_{j,\ell} \zeta_\ell = 0$, we obtain

$$\begin{aligned} \left| \sum_{n_{k-1}+1 \leq j < \ell \leq n_k} E\zeta_\ell \zeta_j \right| &= \left| \sum_{n_{k-1}+1 \leq j < \ell \leq n_k} E[(\zeta_\ell - \zeta_{\ell,j})\zeta_j] + E[(\zeta_j - \zeta_{j,\ell})\zeta_{\ell,j}] \right| \\ &\leq \sum_{n_{k-1}+1 \leq j < \ell \leq n_k} \left((E(\zeta_\ell - \zeta_{\ell,j})^2 E\zeta_j^2)^{1/2} + (E(\zeta_j - \zeta_{j,\ell})^2 E\zeta_{\ell,j}^2)^{1/2} \right) \\ &\leq c_{13} (n_k - n_{k+1}) \end{aligned}$$

Thus,

$$(3.8) \quad E|Q_{k,1}|^2 \leq c_{14}(n_k - n_{k+1})$$

Combining (3.7) and (3.8) with (3.6), we obtain $E|\sum_{k=1,3,\dots,k_1^*} Q_{k,1}|^\alpha \leq c_{15}d^{\alpha/2}$. The same arguments apply to $Q_{k,2}$, which establishes (3.3).

For (3.4), we note

$$|g_j(x) - g_j(y)| \leq c_{16}(|x|^{p-1} + |y|^{p-1})|x - y|.$$

Thus, (3.4) can be established using the same arguments leading to (3.3) with minor adjustments.

Our last example covers the multinomial distribution which is useful in the analysis of categorical data.

Example 3.3. We assume that \mathbf{X}_1 has a multinomial distribution, $(\gamma_1/d, \gamma_2/d, \dots, \gamma_d/d, Cd)$, where C is a positive integer, $0 < c_1 \leq \gamma_i \leq c_2, 1 \leq i \leq d, \gamma_1 + \gamma_2 + \dots + \gamma_d = d$. Under these assumptions, the coordinates of \mathbf{X}_1 are approximately independent Poisson random variables (cf. McDonald (1980) and Deheuvels and Pfeifer (1988)) and the conditions of Theorems 2.1 and 2.2 are satisfied.

4. MONTE CARLO SIMULATIONS

To evaluate the finite-sample performance of our proposed method, we consider instances of both Gaussian settings and multinomial of Examples 3.2 and 3.3, labelled (i) and (ii) below. We used the test statistic of (2.17) with the weight function

$$(4.1) \quad w(u) = \frac{1}{(u(1-u))^\kappa} \quad 0 \leq \kappa < 1/2.$$

Critical values were computed based on the method of Franke et al. (2022); all tests were implemented based on the jackknife estimator of the asymptotic variance $\hat{\sigma}_{N,d}^2$ described in Section 2.

(i) We generated multinomial observations with parameters $m = 10d$ and $(p_1(s, t), \dots, p_d(s, t))^\top = \mathbf{p}(s, t) \in R^d$ choosing

$$p_i(s, t) = \frac{t}{\lfloor sd \rfloor}, \quad 1 \leq i \leq \lfloor sd \rfloor, \quad p_i(s, t) = \frac{1-t}{d - \lfloor sd \rfloor}, \quad \lfloor sd \rfloor + 1 \leq i \leq d$$

for several choices of $0 \leq s, t \leq 1/2$. In other words, the parameter t controls the probability of success of the first $\lfloor sd \rfloor$ components: if $s = t$ the weights $p_i(s, t) = 1/d$ are all equal; if $s < t$, the first $\lfloor sd \rfloor$ components have probability of successes $p_i(s, t) > 1/d$ and the remaining $d - \lfloor sd \rfloor$ components have probabilities $p_i(s, t) < 1/d$; if $s > t$, the opposite holds. This parameterization is adapted from that used in Wang et al. (2018).

(ii) We used normal observations with mean $\boldsymbol{\mu} \in R^d$ and covariance matrix $\boldsymbol{\Sigma} = \{\exp(-c|i - j|), 1 \leq i, j \leq d\}$ where $c > 0$.

To examine size, we provide the empirical sizes for multinomial model (i) when $s = 1/2$ and $t = 1/2, 1/8$; in the normal model (ii) we take $\boldsymbol{\mu} = \mathbf{0}$ and $c = 1$. For each model we consider $N = 10, 25, 50, 100, 150, 200, 300, \dots, 1000$ and the high-dimensional settings of $d = N$ and $d = 1.25N$. The values of κ in (4.1) are chosen as $\kappa = 0, .2, .4$ and $.45$. The results are displayed in Figure 4.1 which show acceptable empirical sizes with nominal significance levels .05 and .01. Each reported empirical test size is based on 5000 replications. We used the norms $p = 1$ and $p = 2$, but since performance in either case is essentially the same, we only report the results for $p = 2$. The test tends to be less conservative for larger values of κ .

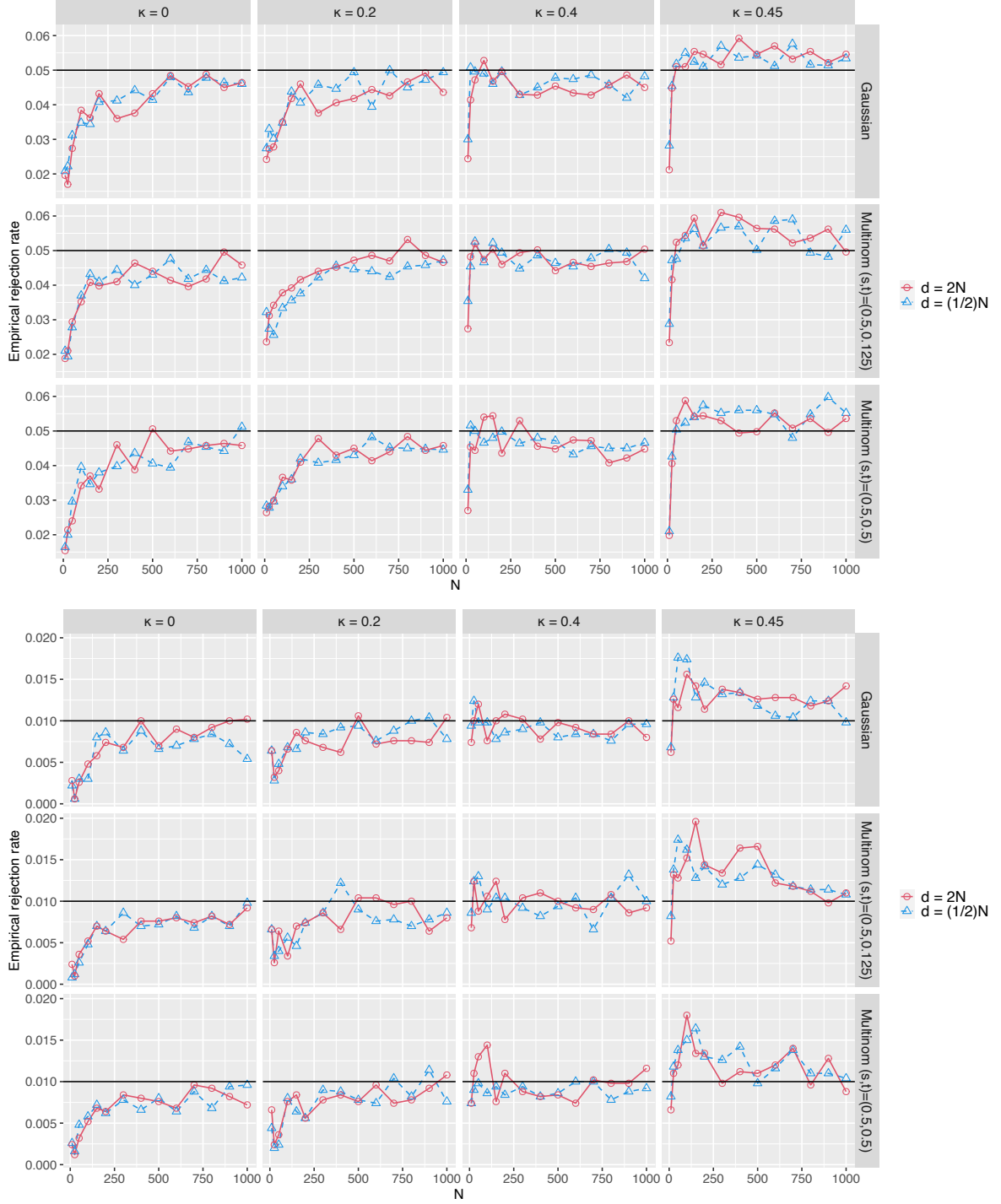


FIGURE 4.1. Empirical rejection rates under the null hypothesis at the nominal levels 0.05 (top figure) and 0.01 (bottom figure) for settings (i) and (ii). In the multinomial setting (i), we consider $s = 1/2$, $t = 1/8, 1/2$, and $m = 10d$; in the Gaussian setting (ii), we take $c = 1$.

To study power, we examine various changes for the settings (i) and (ii) described above. First, we consider the following types of changes in setting (i):

(ia) We examine the effect of a change at time $\lfloor N/2 \rfloor$ with the weight function parameter $\kappa = 0.25$. The first $\lfloor N/2 \rfloor$ observations are multinomial with parameters $m = 10d$ and $\mathbf{p}(1/2, 1/2)$; the remaining $N - \lfloor N/2 \rfloor$ observations are multinomial with parameters $m = 10d$ and $\mathbf{p}(s, t)$, for $s, t = .05, .1, \dots, .95$. (Recall that if $s = t$, then there is no change.) The results of this study are displayed in the first row of Figure 4.2 with $d = 50$, which displays good power at modest sample sizes.

(ib) We examine the effect of the change point location and the weight parameter κ . In this setting, the parameters change from $\mathbf{p}(.5, .5)$ to $\mathbf{p}(.3, .4)$ at time $\lfloor N\theta \rfloor$; $m = 10d$ throughout. The outcomes are reported in the second row of Figure 4.2 with $d = 50$ for the parameter choices $\theta = .05, .1, \dots, .95$, and $\kappa = 0, .1, .2, .25, .3, .4$ and $.45$. The power is increasing with the sample size; if θ is close to 0 or 1, the power is highest when κ is large. The test has its highest power when the change is toward middle of the data ($\theta \approx \frac{1}{2}$).

The upper panels of Figure 4.2 show that even at the modest sample size of $N = 25$ the test already has high power, which improves for values of (s, t) further from the diagonal $s = t$. Note that when $s = t$ there is no change. In the lower panels of Figure 4.2, for $N = 200, 300$, if θ is close to 0 or 1, a slight gain in power is achieved by increasing the weight function parameter κ . In all cases, the test has highest power when $\theta \approx \frac{1}{2}$.

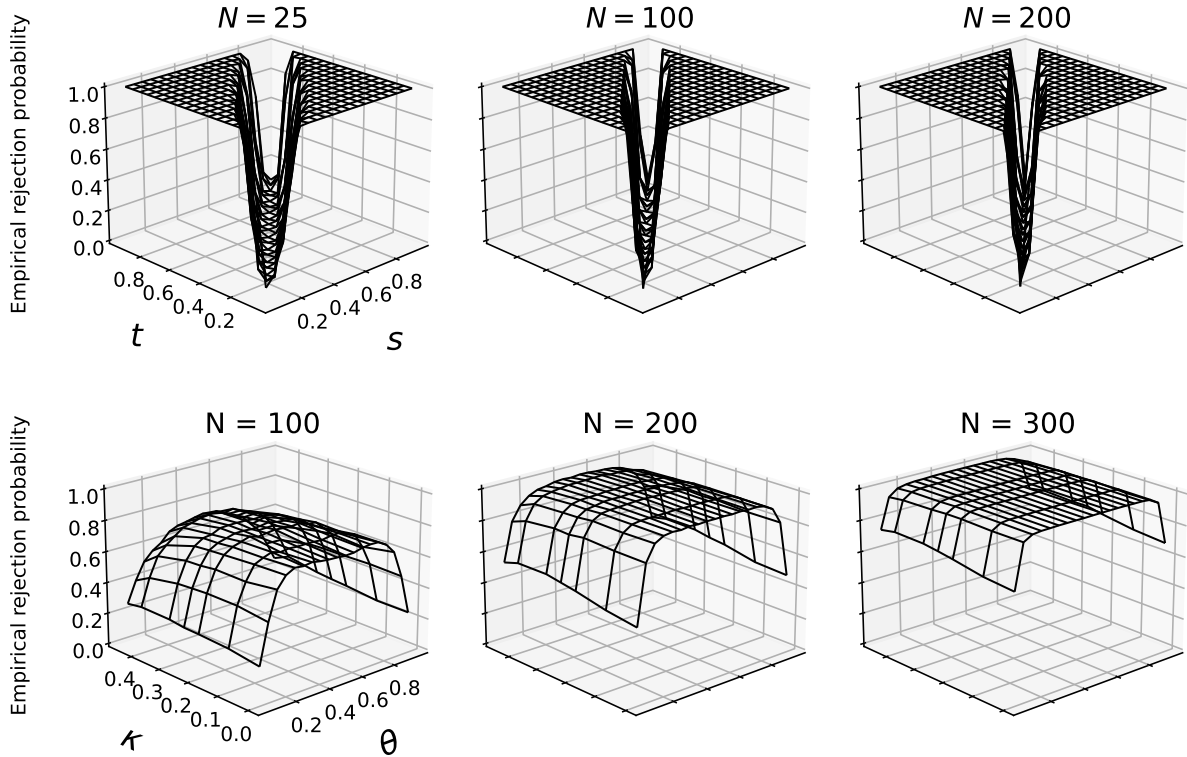


FIGURE 4.2. Empirical power in the multinomial setting (i). In the upper panels we have (ia) when $d = 50$. From left to right, we have $N = 25, 100, 200$. In the lower panels we have (ib) with $d = 50$. From left to right, we have $N = 100, 200, 300$.

Second, we consider the following types of changes in setting (ii):

(iia) We examine the effect of a change in the mean $\boldsymbol{\mu}$ at time $\lfloor N/2 \rfloor$ with the weight function parameter $\kappa = 0.25$. The first $\lfloor N/2 \rfloor$ observations have mean $\boldsymbol{\mu} = \mathbf{0}$; the remaining $N - \lfloor N/2 \rfloor$ observations have mean $\boldsymbol{\mu}_A = \boldsymbol{\mu}(\mathfrak{a}, j) = (\mu_{A,1}, \mu_{A,2}, \dots, \mu_{A,d})^\top$, where

$$\mu_{A,i}(\mathfrak{a}, j) = \mathfrak{a}, \quad 1 \leq i \leq j \quad \text{and} \quad \mu_{A,i}(\mathfrak{a}, j) = 0, \quad j+1 \leq i \leq d,$$

where $\mathfrak{a} > 0$. The covariance matrix $\{\exp(-|k - \ell|), 1 \leq k, \ell \leq d\}$ remains the same throughout. The outcome is reported in the first row of Figure 4.3 when $d = 50$, $\mathfrak{a} = .8, 1, 1.2$ and $j = 2, 3, \dots, 50$. The power increases substantially as j increases or as \mathfrak{a} increases.

(iib) We examine the effect of a covariance change at time $\lfloor N/2 \rfloor$ using the weight function of (4.1) with parameter $\kappa = 0.25$. The mean stays $\mathbf{0}$ throughout. The observations have covariance matrix $\mathbf{I} = \mathbf{I}_{d \times d}$ before the change and covariance $\boldsymbol{\Sigma}_{\mathfrak{c},j}$ after the change, where

$$\boldsymbol{\Sigma}_{\mathfrak{c},j}(k, \ell) = \begin{cases} \exp(-\mathfrak{c}|k - \ell|) & 1 \leq k, \ell \leq j, \\ 1 & k = \ell > j, \\ 0 & \text{otherwise.} \end{cases}$$

The results of this study are collected in the second row of Figure 4.3 with $d = 50$ for the parameter choices $\mathfrak{c} = .1, .04, .008$ and $j = 2, 3, \dots, 50$. The power is increasing as \mathfrak{c} decreases since smaller values of \mathfrak{c} correspond to increasingly correlated coordinates. The power also increases substantially with j .

(iic) We examine the effect of the change point location $\lfloor N\theta \rfloor$ and the weight parameter κ for a change in the covariance structure. The mean is $\mathbf{0}$ throughout. Before the change at time $\lfloor N\theta \rfloor$ the covariance matrix is \mathbf{I} , and after the change it is $\boldsymbol{\Sigma}_{\mathfrak{c},j}$ as defined above. We report the results when $\mathfrak{c} = .008, j = 30$ in the first row of Figure 4.4 with $d = 50$ for the values $\theta = .05, .1, \dots, .95$ and $\kappa = 0, .1, .2, .25, .3, .4, .45$. When θ is large, a majority of the series is uncorrelated, and the power is highest for larger values of κ . However, when θ is small, only a small portion of the series is uncorrelated before the change point, and the power is generally low regardless of κ .

(iid) Finally, we examine the effect of the change point location $\lfloor N\theta \rfloor$ and weight parameter κ for a different type of covariance change. Specifically, before the change, the covariance is $\boldsymbol{\Sigma}_0 = \{\exp(-|k - \ell|), 1 \leq k, \ell \leq d\}$; after the change, the covariance is $\boldsymbol{\Sigma}_{\sigma^2,j} = \mathbf{V}^\top \boldsymbol{\Sigma}_0 \mathbf{V}$, where the matrix $\mathbf{V} = (v_{k\ell})$ has entries $v_{kk} = \sigma^2, 1 \leq k \leq j, v_{kk} = 1, j+1 \leq k \leq d$, and $v_{k\ell} = 0$ for $k \neq \ell$. The results with $\sigma^2 = 1.3, j = 30$ are summarized in the second row of Figure 4.4 with $d = 50$ for the values $\theta = .05, .1, \dots, .95$ and $\kappa = 0, .1, .2, .25, .3, .4, .45$. The test has reasonably good power at the modest sample size of $N = 80$. The power is highest for $\theta \approx \frac{1}{2}$. When the change point is toward the boundary of the data, higher power is achieved by increasing κ .

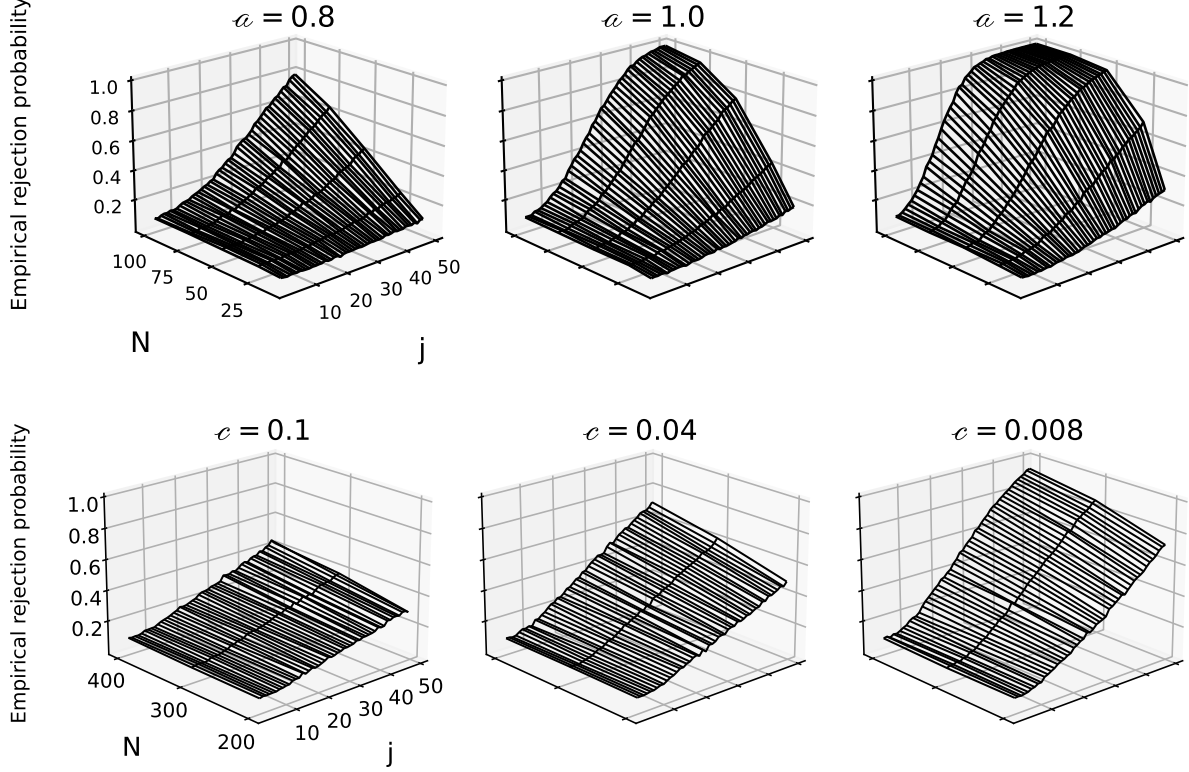


FIGURE 4.3. Empirical power in the multivariate normal setting (ii) for a midpoint change. In the upper panels we have (iia) with $d = 50$. From left to right, we have $\alpha = 0.8, 1.0, 1.2$. In the lower panels we have (iib) with $d = 50$.

5. APPLICATIONS: MENTIONS OF U.S. GOVERNORS AND FREQUENCY OF SOCIAL JUSTICE RELATED KEYWORDS ON TWITTER

We illustrate our method through two applications, both of which involve Twitter data. The data was collected using the full-archive tweet counts endpoint in the Twitter Developer API¹. The API allows retrieval of the count by day of tweets matching any query from the complete history of public tweets. Section 5.1 concerns data related to counting the number of tweets about U.S. Governors; Section 5.2 concerns the frequency of occurrence of tweets related to social injustice keywords. Note that when using the full-archive tweet counts endpoint in the Twitter API to collect both datasets, the filters `-is:retweet -is:reply -is:quote` were applied to remove retweets, replies and quote tweets respectively.

In all instances, we used the asymptotic test based on the statistic $V_{N,d}$ with $p = 2$ described as in (2.17). After a change is detected, we estimate the location of change with $\hat{\eta}_{N,d}$, the estimator of (2.23) with weight function $w(t) = (t(1-t))^\kappa$ with $\kappa = 0, .2, .45$ and continue to estimate changes via binary segmentation until no further changes are detected.

5.1. Daily mentions of U.S. Governors on Twitter. We apply our proposed method to a dataset concerning daily counts of the number of tweets matching queries that reference any of the 50 U.S. governors from 1/1/21 to 12/31/21, resulting in a series of length and dimension $(N, d) = (365, 50)$. Only governors holding office on the date 12/31/21 were included in this dataset; the full list of queried names is given in Table 5.1.

¹<https://developer.twitter.com/en/docs/twitter-api/tweets/counts/introduction>

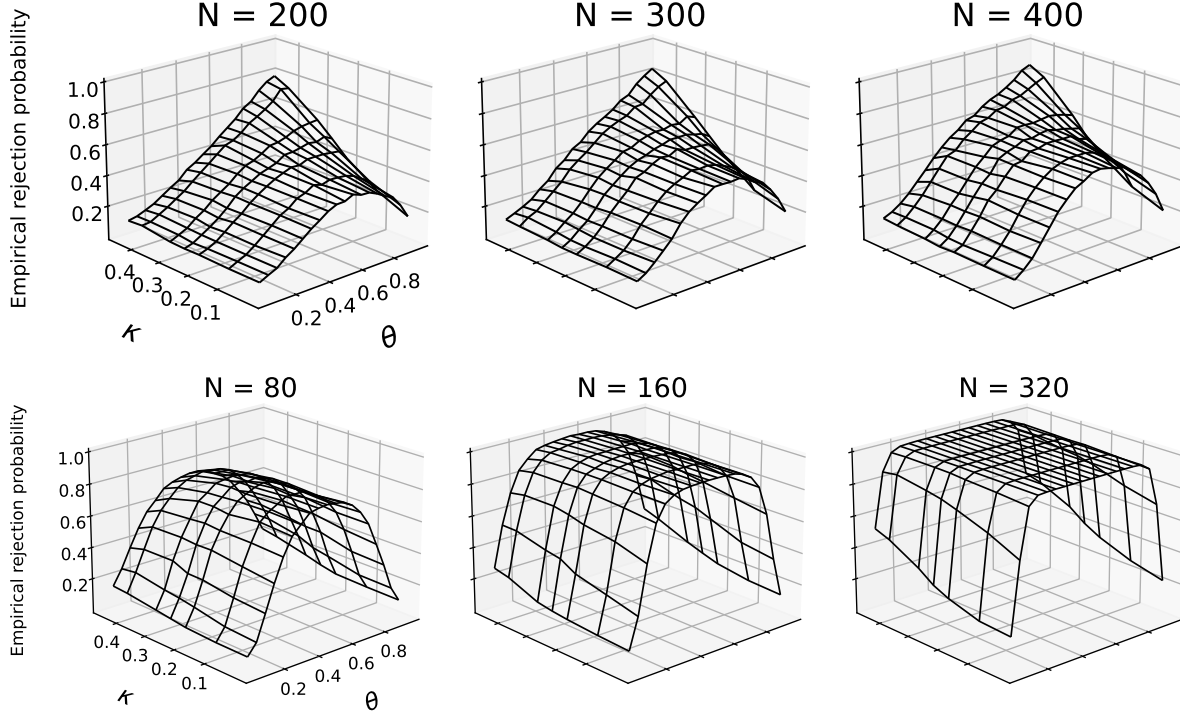


FIGURE 4.4. Empirical power in multivariate normal setting (ii) for varying change-point location. In the upper panels we have setting (iic) with $d = 50$; from left to right, $N = 200, 300, 400$. In the lower panels, setting (iid) with $d = 50$; from left to right, $N = 80, 160, 320$.

U.S. Governors holding office on 12/31/21
Greb Abbott, Charlie Baker, Andy Beshear, Kate Brown, Doug Burgum, John Carney, Roy Cooper, Spencer Cox, Ron DeSantis, Mike Dewine, Doug Ducey, Mike Dunleavy, John Bel Edwards, Tony Evers, Greg Gianforte, Mark Gordon, Michelle Grisham, Kathy Hochul, Larry Hogan, Eric Holcomb, Asa Hutchinson, David Ige, Jay Inslee, Kay Ivey, Jim Justice, Laura Kelly, Brian Kemp, Ned Lamont, Bill Lee, Brad Little, Dan McKee, Henry McMaster, Janet Mills, Phil Murphy, Gavin Newsom, Kristi Noem, Ralph Northam, Mike Parson, Jared Polis, J.B. Pritzker, Tate Reeves, Kim Reynolds, Pete Ricketts, Phil Scott, Steve Sisolak, Kevin Stitt, Chris Sununu, Tim Walz, Gretchen Whitmer, Tom Wolf

TABLE 5.1. Governor names used for query in Twitter data collection

An inspection of the heatmap of correlation coefficients for each of the $d = 50$ components of this series suggests that weak dependence is plausible, revealing that a substantial proportion of governor tweet mentions have relatively small correlation coefficients.

To accommodate variability in the total number of mentions among all governors, which range from roughly 1,000 to 20,000 mentions in a given day, a subset of $m = 500$ observations on each day were randomly sampled without replacement, resulting in conditionally multivariate hypergeometric observations with parameters $m = 500, \mathbf{r}_i$ where the vector $\mathbf{r}_i = (r_{1,i}, \dots, r_{50,i})$ contains the observed number of daily mentions for each governor. Test results did not substantially change




FIGURE 5.1. Governor dataset: heatmap of estimated correlation coefficients for each of the $\binom{50}{2}$ pairs of components.

for other choices of $m \leq 1000$. Each time a change point was detected, binary segmentation was conducted and tests were repeated in each subsegment until failure to reject the null hypothesis. Figure 5.2 contains detected change points for $p = 2$ and $\kappa = 0, .25, .45$ at level 0.1.

Several common dates are detected irrespective of the weight parameter κ , though surprisingly the most change points were detected when $\kappa = 0.25$. Several detected changes apparently coincide with important dates or events in the U.S. news cycle. For instance, the date 9/11 is detected as a change point in all three cases, as is the date 7/30/2021, which coincides with a news cycle immediately following Florida Governor Ron Desantis' executive order on 7/30/2021 concerning masking.²

5.2. Social justice/injustice keyword frequency on Twitter. We also apply our method to weekly counts of tweets matching the queries of $d = 38$ terms associated with social justice/injustice over the period 1/1/16 to 1/1/22, resulting in a total of $N = 313$ weeks. Note the data is collected from Twitter by day and is then aggregated by week. The terms included in this dataset are shown in Table 5.2. The full list of terms in Table 5.2 consist of three distinct subsets included for the sake of variety:

- A subset of the terms concerning racial equity included in Racial Equity Tools Glossary³ on the site <https://www.racialequitytools.org>;
- Colloquial phrases reported by several major media outlets⁴ to have potentially racist origins
- Common phrases regarding police brutality.

²<https://www.flgov.com/2021-executive-orders/>

³<https://www.racialequitytools.org/glossary>

⁴See <https://abc7.com/racism-black-lives-matter-racist-words/6302853/>, <https://www.today.com/tmrw/everyday-words-phrases-racist-offensive-backgrounds-t187422>, <https://abcnews.go.com/Politics/commonly-terms-racist-origins/story?id=71840410>, <https://www.businessinsider.com/offensive-phrases-that-people-still-use-2013-11>

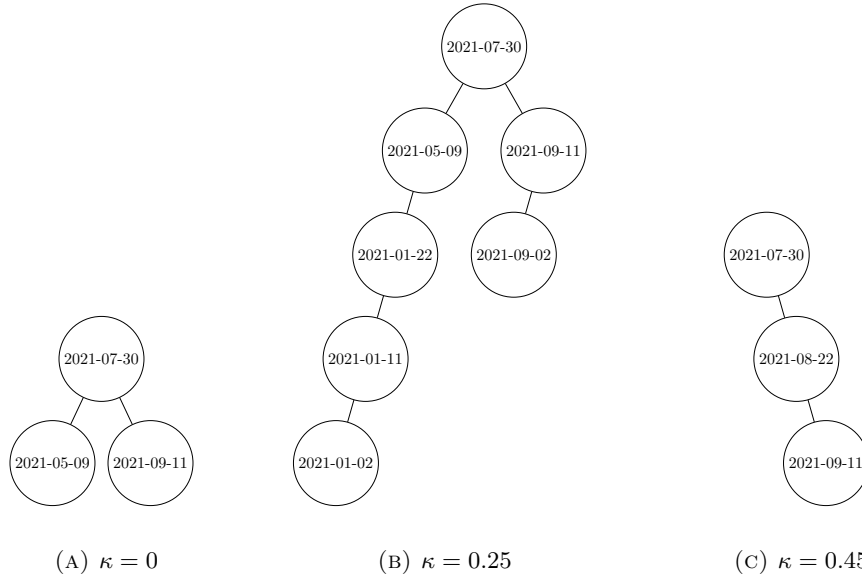


FIGURE 5.2. Change-point detection with level 0.1 tests using $p = 2$ for Governor dataset (described in Section 5.1) from 1/1/21 to 12/31/21. Bisection conducted until failure to reject null hypothesis or time interval of two days or less. In the figure above, the top of each tree is the first estimated change point; subsequent estimated change points after bisection appear along each respective branch in the order of detection, displayed chronologically left-to-right.

Social justice related keywords
ACAB, accountability, bigotry, black lives matter, blacklist, cakewalk, crack the whip, police brutality, critical race theory, defund the police, disenfranchisement, diversity, implicit bias, inclusion, institutional racism, liberation, lynching, marginalization, master bedroom, microaggressions, nitty gritty, oppression, peanut gallery, police reform, prejudice, privilege, racial healing, racist policies, reparations, sold down the river, structural racism, systemic racism, tokenism, uppity, white privilege, white supremacy, whitelist, white

TABLE 5.2. Social justice keywords used in Twitter query

To accommodate varying weekly total number of observations which range from roughly 100,000 to 1,500,000 each week, a subset of $m = 10d = 380$ observations were randomly sampled from each week without replacement, resulting in conditionally multivariate hypergeometric observations with parameters $m = 380$, \mathbf{r}_i , where the vector $\mathbf{r}_i = (r_{i,1}, \dots, r_{i,38})$ contains the observed counts for each of the 38 key phrases on week i . The estimated change points are displayed in Figure 5.3.

Estimated change points are fairly consistent for $\kappa = 0$ and $\kappa = 0.25$, though substantially fewer changes are detected when $\kappa = 0.45$. Several of the detected change points coincide with significant dates concerning events in the U.S. news cycle concerning social justice: for instance, the detected week of 5/21/2020–5/28/2020 coincides with the murder of George Floyd (5/25/2020) and appears as an estimated change point in all three choices of κ . The week 6/6/2019–6/13/2019, detected as a change point when $\kappa = 0$ and $\kappa = .25$, coincides with riots in Memphis, Tennessee that occurred

after U.S. Marshals killed a black man named Brandon Webber during an attempted arrest⁵. Not all estimated change points can be readily associated with headline news events.

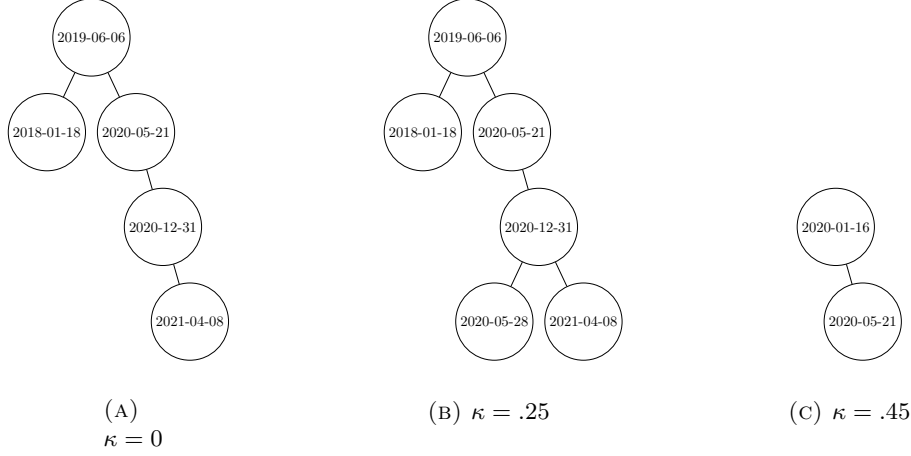


FIGURE 5.3. Detected change points for level 0.1 tests, $p = 2$ in the social injustice keyword frequency data. Bisection conducted until failure to reject null hypothesis or time interval shorter than two weeks. Each circle above represents a change point detected in the week starting with the reported date; e.g., the encircled value 2019-06-06 represents the 7-day interval containing 2019-06-06 through 2019-06-12.

6. PRELIMINARY LEMMAS

In all asymptotic statements, $O_P(1)$ and $o_P(1)$ denote terms which are bounded in probability and tend to zero in probability, respectively, in the limit $\min\{N, d\} \rightarrow \infty$.

Recall the independent and identically distributed random variables $\zeta_i, 1 \leq i \leq N$ defined in (2.9). Let

$$(6.1) \quad \psi_{i,j} = \left(\frac{1}{d} \sum_{\ell=1}^d |X_{i,\ell} - X_{j,\ell}|^p \right)^{1/p} - \theta.$$

First we provide a bound for the distance between U-statistics and the corresponding projections.

Lemma 6.1. *If the conditions of Theorem 2.1 or 2.2 are satisfied, then for any $\bar{\alpha} > 1$*

$$(6.2) \quad \max_{1 \leq k \leq N} \frac{1}{k^{\bar{\alpha}}} \left| \sum_{1 \leq i < j \leq k} [\psi_{i,j} - (\zeta_i + \zeta_j)] \right| = O_P \left((E\psi_{1,2}^2 + E\zeta_1^2)^{1/2} \right).$$

and

$$(6.3) \quad \max_{1 \leq k \leq N-1} \frac{1}{(N-k)^{\bar{\alpha}}} \left| \sum_{k+1 \leq i < j \leq N} [\psi_{i,j} - (\zeta_i + \zeta_j)] \right| = O_P \left((E\psi_{1,2}^2 + E\zeta_1^2)^{1/2} \right).$$

⁵“Memphis Police Appeal for Calm after Marshals Kill Black Man.” Edited by Adrian Sainz, AP NEWS, 14 June 2019, <https://apnews.com/article/tn-state-wire-police-us-news-ap-top-news-mississippi-c290fd44dace4fe7b836110de77c1894>.

Proof. We write

$$\sum_{1 \leq i < j \leq k} [\psi_{i,j} - (\zeta_i + \zeta_j)] = \sum_{j=2}^k \xi_j,$$

where

$$\xi_j = \sum_{\ell=1}^{j-1} [\psi_{\ell,j} - (\zeta_\ell + \zeta_j)], \quad 2 \leq j \leq N.$$

and for convenience we set $\xi_1 = 0$. Using the definition of the projections we have

$$E\xi_i = 0, \quad E\xi_i \xi_j = 0, \quad \text{if } i \neq j \quad \text{and} \quad E\xi_i^2 \leq 9i (E\psi_{1,2}^2 + E\zeta_1^2).$$

Thus we get for all $1 \leq m < n \leq N$

$$E \left(\sum_{i=m+1}^n \xi_i \right)^2 \leq \sum_{i=m+1}^n 9i (E\psi_{1,2}^2 + E\zeta_1^2).$$

Hence by Menshov's inequality (cf. Billingsley, 1968, p. 102)

$$(6.4) \quad E \max_{1 \leq k \leq n} \left(\sum_{i=1}^k \xi_i \right)^2 \leq (\log_2(4n))^2 \sum_{i=1}^n 9i (E\psi_{1,2}^2 + E\zeta_1^2) \leq c_1 n^2 (\log n)^2 (E\psi_{1,2}^2 + E\zeta_1^2).$$

Using (6.4) we get

$$\begin{aligned} & P \left\{ \max_{1 \leq k \leq N} \frac{1}{k^{\bar{\alpha}}} \left| \sum_{i=1}^k \xi_i \right| > x (E\psi_{1,2}^2 + E\zeta_1^2)^{1/2} \right\} \\ & \leq P \left\{ \max_{1 \leq j \leq \log N} \max_{e^{j-1} \leq k \leq e^j} \frac{1}{k^{\bar{\alpha}}} \left| \sum_{i=1}^k \xi_i \right| > x (E\psi_{1,2}^2 + E\zeta_1^2)^{1/2} \right\} \\ & \leq \sum_{j=1}^{\log N} P \left\{ \max_{e^{j-1} \leq k \leq e^j} \frac{1}{k^{\bar{\alpha}}} \left| \sum_{i=1}^k \xi_i \right| > x (E\psi_{1,2}^2 + E\zeta_1^2)^{1/2} \right\} \\ & \leq \sum_{j=1}^{\log N} P \left\{ \max_{e^{j-1} \leq k \leq e^j} \left| \sum_{i=1}^k \xi_i \right| > x e^{(j-1)\bar{\alpha}} (E\psi_{1,2}^2 + E\zeta_1^2)^{1/2} \right\} \\ & \leq \frac{c_1}{x^2} \sum_{j=1}^{\log N} e^{-2(j-1)\bar{\alpha}} e^{2j} j^2 \\ & \leq \frac{c_2}{x^2}, \end{aligned}$$

completing the proof of (6.2). By symmetry, (6.2) implies (6.3). \square

Next we consider approximations for the sums of the projections. Let

$$\mathcal{J}^2(d) = E\zeta_1^2 \quad \text{and} \quad m(d, \nu) = E|\zeta_1|^\nu.$$

Lemma 6.2. *If the conditions of Theorem 2.1 or 2.2 are satisfied, then for each N and d we can define independent Wiener processes $\{W_{N,d,1}(x), 0 \leq x \leq N/2\}$ and $\{W_{N,d,2}(x), 0 \leq x \leq N/2\}$ such that,*

$$(6.5) \quad \sup_{1 \leq x \leq N/2} \frac{1}{x^\beta} \left| \frac{1}{\mathcal{J}(d)} \sum_{i=1}^{\lfloor x \rfloor} \zeta_i - W_{N,d,1}(x) \right| = O_P(1),$$

and

$$(6.6) \quad \sup_{N/2 \leq x \leq N-1} \frac{1}{(N-x)^\beta} \left| \frac{1}{j(d)} \sum_{i=[x]+1}^N \zeta_i - W_{N,d,2}(N-x) \right| = O_P(1).$$

for any $\beta > \max\{1/4, 1/\nu\}$.

Proof. Using the Skorokhod embedding scheme (cf. Breiman, 1968) we can define Wiener processes $W_{N,d,3}(x)$ such that

$$\sum_{i=1}^k \zeta_i = W_{N,d,3}(t_i),$$

$$t_i = \tau_1 + \tau_2 + \dots + \tau_i,$$

where for each N and d the random variables $\tau_1, \tau_2, \dots, \tau_{N/2}$ are independent and identically distributed with

$$E\tau_1 = j^2(d) \quad \text{and} \quad E\tau_1^{\nu/2} \leq c_1 m(d, \nu).$$

We can assume without loss of generality that $2 < \nu < 4$. Using the Marcinkiewicz–Zygmund and von Bahr–Esseen inequalities (cf. Petrov, 1995, p. 82) we get

$$\begin{aligned} E \max_{1 \leq j \leq k} \left| \sum_{i=1}^j (\tau_i - j^2(d)) \right|^{\nu/2} &\leq c_2 k \left(E\tau_1^{\nu/2} + (j^2(d))^{\nu/2} \right) \\ &\leq c_3 k \left(m(d, \nu) + (j^2(d))^{\nu/2} \right). \end{aligned}$$

We get for all $\nu/2 < \lambda$ that

$$\begin{aligned} &P \left\{ \max_{1 \leq k \leq N/2} \frac{1}{k^\lambda} \left| \sum_{i=1}^k (\tau_i - j^2(d)) \right| > x \left(m(d, \nu) + (j^2(d))^{\nu/2} \right)^{2/\nu} \right\} \\ &\leq P \left\{ \max_{1 \leq j \leq \log(N/2)} \max_{e^{j-1} \leq k \leq e^j} \frac{1}{k^\lambda} \left| \sum_{i=1}^k (\tau_i - j^2(d)) \right| > x \left(m(d, \nu) + (j^2(d))^{\nu/2} \right)^{2/\nu} \right\} \\ &\leq P \left\{ \max_{1 \leq j \leq \log(N/2)} \max_{e^{j-1} \leq k \leq e^j} \left| \sum_{i=1}^k (\tau_i - j^2(d)) \right| > x e^{(j-1)\lambda} \left(m(d, \nu) + (j^2(d))^{\nu/2} \right)^{2/\nu} \right\} \\ &\leq \sum_{j=1}^{\log(N/2)} P \left\{ \max_{e^{j-1} \leq k \leq e^j} \left| \sum_{i=1}^k (\tau_i - j^2(d)) \right|^{\nu/2} > x^{\nu/2} e^{(j-1)\lambda\nu/2} \left(m(d, \nu) + (j^2(d))^{\nu/2} \right) \right\} \\ &\leq \frac{c_4}{x^{\nu/2}} \sum_{j=1}^{\log(N/2)} e^j e^{-(j-1)\lambda\nu/2} \\ (6.7) \quad &\leq \frac{c_5}{x^{\nu/2}}. \end{aligned}$$

For $s > 0$, and any $c_6 > 0$, let

$$h(s, d) = c_6 s^\lambda \left(m(d, \nu) + (j^2(d))^{\nu/2} \right)^{2/\nu}$$

The bound (6.7) implies

$$\lim_{c_6 \rightarrow \infty} \liminf_{N \rightarrow \infty} P \left\{ t_{[x]} \in \{y > 0 : |y - x j^2(d)| \leq h(x, d)\}, 1 \leq x \leq N/2 \right\} = 1.$$

In turn, this implies

$$\lim_{c_6 \rightarrow \infty} \liminf_{N \rightarrow \infty} P \left\{ \max_{1 \leq x \leq N/2} \frac{1}{j(d)x^\beta} |W_{N,d,3}(\mathfrak{t}_{[x]}) - W_{N,d,3}(j^2(d)x)| \right. \\ \left. \leq \sup_{1 \leq x \leq N/2} \sup_{\{y > 0: |y - j^2(d)x| \leq h(x,d)\}} \frac{1}{j(d)x^\beta} |W_{N,d,3}(y) - W_{N,d,3}(j^2(d)x)| \right\} = 1.$$

The distribution of $W_{N,3,d}(x)$ is the same as of the Wiener process $W(x)$ and therefore, by the scale transformation of the Wiener process

$$\begin{aligned} & \sup_{1 \leq x \leq N/2} \sup_{\{y > 0: |y - j^2(d)x| \leq h(x,d)\}} \frac{1}{j(d)x^\beta} |W_{N,d,3}(y) - W_{N,d,3}(j^2(d)x)| \\ & \stackrel{\mathcal{D}}{=} \sup_{1 \leq x \leq N/2} \sup_{\{z > 0: |z - x| \leq h(x,d)/j^2(d)\}} \frac{1}{x^\beta} |W(z) - W(x)| \\ (6.8) \quad & \leq \sup_{1 \leq x \leq N/2} \sup_{\{z > 0: |z - x| \leq c_7 x^\lambda\}} \frac{1}{x^\beta} |W(z) - W(x)|, \end{aligned}$$

where we used that $\sup_{d \geq 1} \frac{(m(d,\nu) + (j^2(d))^\nu)^{2/\nu}}{j^2(d)} < \infty$ by Lemma A.1. Recall (cf. Csörgő and Révész (1981, p. 24)) for every $\epsilon > 0$ there exists a $c_0(\epsilon)$ such that

$$P \left\{ \sup_{0 \leq x \leq T} \sup_{\{z > 0: |z - x| \leq h\}} |W(z) - W(x)| > h^{1/2} y \right\} \leq \frac{c_0(\epsilon)T}{h} \exp \left(-\frac{y^2}{2 + \epsilon} \right),$$

for any $T > 0$ and $0 < h < T$. Therefore, for any $M > 0$ and $\lambda < 2\beta$, we have

$$\begin{aligned} & P \left\{ \sup_{1 \leq x \leq N} \sup_{\{z > 0: |z - x| \leq c_7 x^\lambda\}} \frac{1}{x^\beta} |W(z) - W(x)| > M \right\} \\ & \leq \sum_{j=1}^{\log N} P \left\{ \sup_{e^{j-1} \leq x \leq e^j} \sup_{\{z > 0: |z - x| \leq c_7 x^\lambda\}} \frac{1}{x^\beta} |W(z) - W(x)| > M \right\} \\ & \leq \sum_{j=1}^{\log N} P \left\{ \sup_{e^{j-1} \leq x \leq e^j} \sup_{\{z > 0: |z - x| \leq c_7 x^\lambda\}} |W(z) - W(x)| > M e^{\beta(j-1)} \right\} \\ & \leq \sum_{j=1}^{\log N} P \left\{ \sup_{0 \leq x \leq e^j} \sup_{\{z > 0: |z - x| \leq c_7 e^{j\lambda}\}} |W(z) - W(x)| > c^{-1} e^{-\beta} (c_7 e^{j\lambda/2}) \cdot M e^{j(\beta - \lambda/2)} \right\} \\ & \leq c_8 \sum_{j=1}^{\log N} e^{j(1-\lambda)} \exp \left(-c_9 M^2 e^{j(2\beta - \lambda)} \right) \\ & \leq c_8 \sum_{j=1}^{\infty} e^{j(1-\lambda)} \exp \left(-c_9 M^2 e^{j(2\beta - \lambda)} \right) \\ & = c_8 \mathcal{G}(M), \end{aligned}$$

Note $\mathcal{G}(M) < \infty$ since $\lambda < 2\beta$, and clearly $\mathcal{G}(M) \rightarrow 0$ as $M \rightarrow \infty$. Returning to (6.8), this implies

$$\sup_{1 \leq x \leq N/2} \sup_{\{z > 0: |z - x| \leq c_7 x^\lambda\}} \frac{1}{x^\beta} |W(z) - W(x)| = O_P(1), \quad N \rightarrow \infty,$$

which establishes the result. \square

7. PROOFS OF THEOREMS 2.1–2.4

Proof of Theorem 2.1. Let $2/N \leq t \leq 1 - 2/N$. With $k = \lfloor Nt \rfloor$, and $k^* = N - k$, note

$$\begin{aligned}
 \frac{1}{\sigma} V_{N,d}(t) &= N^{1/2} \frac{k}{N} \frac{k^*}{N} \frac{2d^{1/2}}{\sigma} \left(\frac{1}{k(k-1)} \sum_{1 \leq i < j \leq k} \psi_{i,j} - \frac{1}{k^*(k^*-1)} \sum_{k+1 \leq i < j \leq N} \psi_{i,j} \right) \\
 &= N^{1/2} \frac{k}{N} \frac{k^*}{N} \frac{2d^{1/2}}{\sigma} \left(\frac{1}{k} \sum_{i=1}^k \zeta_i - \frac{1}{k^*} \sum_{i=k+1}^N \zeta_i \right) + R_{N,d}(t) \\
 &= N^{-1/2} \frac{2d^{1/2}}{\sigma} \left(\frac{k^*}{N} \sum_{i=1}^k \zeta_i - \frac{k}{N} \sum_{i=k+1}^N \zeta_i \right) + R_{N,d}(t) \\
 (7.1) \quad &= N^{-1/2} \frac{2d^{1/2}}{\sigma} \left(\sum_{i=1}^k \zeta_i - \frac{k}{N} \sum_{i=1}^N \zeta_i \right) + R_{N,d}(t),
 \end{aligned}$$

where, letting $y_{ij} = \psi_{i,j} - \zeta_i - \zeta_j$,

$$R_{N,d}(t) = N^{1/2} \frac{k}{N} \frac{k^*}{N} \frac{2d^{1/2}}{\sigma} \left(\frac{1}{k(k-1)} \sum_{1 \leq i < j \leq k} y_{ij} - \frac{1}{k^*(k^*-1)} \sum_{k+1 \leq i < j \leq N} y_{ij} \right).$$

For $\bar{\alpha} > 0$, observe

$$N^{1/2-\bar{\alpha}} \frac{|R_{N,d}(t)|}{(t(1-t))^{\bar{\alpha}}} = \frac{2d^{1/2}}{\sigma} \left(\frac{(1-t)^{1-\bar{\alpha}}}{k^{\bar{\alpha}}(k-1)} \sum_{1 \leq i < j \leq k} y_{ij} - \frac{t^{1-\bar{\alpha}}}{(k^*)^{\bar{\alpha}}(k^*-1)} \sum_{k+1 \leq i < j \leq N} y_{ij} \right).$$

Thus, if $0 < \bar{\alpha} < 1$, Lemmas 6.1 and A.1 imply $N^{1/2-\bar{\alpha}} \sup_{2/N \leq t \leq 1-2/N} \frac{|R_{N,d}(t)|}{(t(1-t))^{\bar{\alpha}}} = O_P(1)$. Now, let

$$B_{N,d}(t) = \begin{cases} N^{-1/2} [W_{N,d,1}(Nt) - t(W_{N,d,1}(N/2) + W_{N,d,2}(N/2))], & 0 \leq t \leq 1/2 \\ N^{-1/2} [-W_{N,d,2}(N - Nt) + (1-t)(W_{N,d,1}(N/2) + W_{N,d,2}(N/2))], & 1/2 \leq t \leq 1. \end{cases}$$

The process $\{B_{N,d}(t), 0 \leq t \leq 1\}$ is Gaussian, and a straightforward computation of its covariance function shows it is a Brownian bridge in law for all N and d . Observe $\frac{2d^{1/2}}{\sigma} = \frac{1}{j(d)} + o(d^{1/2})$ by Lemma A.1. Thus, based on expression (7.1), Lemma 6.2 implies

$$N^{1/2-\bar{\alpha}} \sup_{2/N \leq t \leq 1-2/N} \frac{|\frac{1}{\sigma} V_{N,d}(t) - R_{N,d}(t) - B_{N,d}(t)|}{(t(1-t))^{\bar{\alpha}}} = O_P(1).$$

for some $\bar{\alpha} < 1/2$. Thus, putting together Lemmas 6.1 and 6.2 we obtain, with some $\bar{\alpha} < 1/2$,

$$(7.2) \quad N^{1/2-\bar{\alpha}} \sup_{2/N \leq t \leq 1-2/N} \frac{1}{(t(1-t))^{\bar{\alpha}}} \left| \frac{1}{\sigma} V_{N,d}(t) - B_{N,d}(t) \right| = O_P(1).$$

Hence for all $0 < z < 1/2$

$$\sup_{z \leq t \leq 1-z} \frac{1}{w(t)} \frac{1}{\sigma} |V_{N,d}(t)| \xrightarrow{\mathcal{D}} \sup_{z \leq t \leq 1-z} \frac{|B(t)|}{w(t)},$$

where $B(t)$ is a Brownian bridge. Using again (7.2) we get

$$\begin{aligned}
 &\sup_{2/N \leq t \leq z} \frac{1}{w(t)} \left| \frac{1}{\sigma} V_{N,d}(t) - B_{N,d}(t) \right| \\
 &\leq \sup_{2/N \leq t \leq z} \frac{1}{t^{1/2}} \left| \frac{1}{\sigma} V_{N,d}(t) - B_{N,d}(t) \right| \sup_{0 < t \leq z} \frac{t^{1/2}}{w(t)}
 \end{aligned}$$

$$\begin{aligned}
&\leq \left(\frac{2}{N}\right)^{\bar{\alpha}-1/2} \sup_{2/N \leq t \leq z} \frac{1}{t^{\bar{\alpha}}} \left| \frac{1}{\sigma} V_{N,d}(t) - B_{N,d}(t) \right| \sup_{0 < t \leq z} \frac{t^{1/2}}{w(t)} \\
(7.3) \quad &= O_P(1) \sup_{0 < t \leq z} \frac{t^{1/2}}{w(t)}.
\end{aligned}$$

It is shown in Csörgő and Horváth (1993, p. 179) that

$$\lim_{z \rightarrow 0} \frac{t^{1/2}}{w(t)} = 0$$

Moreover, according to Csörgő and Horváth (1993, p. 179)

$$\sup_{0 < t \leq z} \frac{|B(t)|}{w(t)} \xrightarrow{P} c_1, \quad z \rightarrow 0,$$

for some $0 \leq c_1 < \infty$. Therefore, by (7.3)

$$\lim_{z \rightarrow 0} \limsup_{N \rightarrow \infty} P \left\{ \left| \sup_{2/N \leq t \leq z} \frac{1}{w(t)} \left| \frac{1}{\sigma} V_{N,d}(t) \right| - c_1 \right| > x \right\} = 0$$

for all $x > 0$. The same arguments give

$$\sup_{1-z \leq t < 1} \frac{|B(t)|}{w(t)} \xrightarrow{P} c_2, \quad z \rightarrow 0,$$

for some $0 \leq c_2 < \infty$ and

$$\lim_{z \rightarrow 0} \limsup_{N \rightarrow \infty} P \left\{ \left| \sup_{1-z \leq t \leq 1-2/N} \frac{1}{w(t)} \left| \frac{1}{\sigma} V_{N,d}(t) \right| - c_2 \right| > x \right\} = 0$$

for all $x > 0$, completing the proof of 2.7. The proof of (2.8) is similar to that of (2.7) and therefore it is omitted. \square

Proof of Theorem 2.2. Similarly as in the arguments leading to (7.2), using Lemmas 6.1 and 6.2, we obtain

$$\begin{aligned}
(7.4) \quad &\max_{2 < k \leq N/2} \left| \left(\frac{k(N-k)}{Nj^2(d)} \right)^{1/2} d^{-1/p} [U_{N,d,1}(k) - U_{N,d,2}(k)] \right. \\
&\quad \left. - \frac{1}{k^{1/2}} \left(W_{N,d,1}(k) - \frac{k}{N} (W_{N,d,1}(N/2) + W_{N,d,2}(N/2)) \right) \right| = O_P(1).
\end{aligned}$$

It follows from Csörgő and Horváth (1993, p. 256)

$$\begin{aligned}
&\frac{1}{(2 \log \log N)^{1/2}} \max_{2 < k \leq N/2} \frac{1}{k^{1/2}} \left| W_{N,d,1}(k) - \frac{k}{N} (W_{N,d,1}(N/2) + W_{N,d,2}(N/2)) \right| \xrightarrow{P} 1, \\
&\max_{1 \leq k \leq (\log N)^4} \frac{1}{k^{1/2}} \left| W_{N,d,1}(k) - \frac{k}{N} (W_{N,d,1}(N/2) + W_{N,d,2}(N/2)) \right| = O_P \left((\log \log \log N)^{1/2} \right).
\end{aligned}$$

and

$$\max_{N/(\log N)^4 \leq k \leq N/2} \frac{1}{k^{1/2}} \left| W_{N,d,1}(k) - \frac{k}{N} (W_{N,d,1}(N/2) + W_{N,d,2}(N/2)) \right| = O_P \left((\log \log \log N)^{1/2} \right).$$

Now by (7.4) we have

$$(7.5) \quad \frac{1}{(2 \log \log N)^{1/2}} \max_{2 < k \leq N/2} \left(\frac{k(N-k)}{Nj^2(d)} \right)^{1/2} d^{-1/p} |U_{N,d,1}(k) - U_{N,d,2}(k)| \xrightarrow{P} 1,$$

$$(7.6) \quad \max_{1 \leq k \leq (\log N)^4} \left(\frac{k(N-k)}{N\mathfrak{J}^2(d)} \right)^{1/2} d^{-1/p} |U_{N,d,1}(k) - U_{N,d,2}(k)| = O_P \left((\log \log \log N)^{1/2} \right).$$

and

$$(7.7) \quad \max_{N/(\log N)^4 \leq k \leq N/2} \left(\frac{k(N-k)}{N\mathfrak{J}^2(d)} \right)^{1/2} d^{-1/p} |U_{N,d,1}(k) - U_{N,d,2}(k)| = O_P \left((\log \log \log N)^{1/2} \right).$$

Putting together (7.5)–(7.7) we conclude

$$\begin{aligned} \lim_{N \rightarrow \infty} P \left\{ \max_{2 < k \leq N/2} \left(\frac{k(N-k)}{N\mathfrak{J}^2(d)} \right)^{1/2} |U_{N,d,1}(k) - U_{N,d,2}(k)| \right. \\ \left. = \max_{(\log N)^4 \leq k \leq N/(\log N)^4} \left(\frac{k(N-k)}{N\mathfrak{J}^2(d)} \right)^{1/2} |U_{N,d,1}(k) - U_{N,d,2}(k)| \right\} = 1. \end{aligned}$$

Applying again Lemmas 6.1 and 6.2 we obtain

$$\max_{(\log N)^4 \leq k \leq N/(\log N)^4} \left| \left(\frac{k(N-k)}{N\mathfrak{J}^2(d)} \right)^{1/2} d^{-1/p} [U_{N,d,1}(k) - U_{N,d,2}(k)] - \frac{1}{k^{1/2}} W_{N,d,1}(k) \right| = o_P \left((\log \log N)^{-1/2} \right).$$

The Darling–Erdős limit result yields (cf. Csörgő and Horváth, 1993, p. 256)

$$(7.8) \quad \lim_{N \rightarrow \infty} P \left\{ a(\log N) \max_{(\log N)^4 \leq k \leq N/(\log N)^4} \frac{1}{k^{1/2}} |W_{N,d,1}(k)| \leq x + b(\log N) \right\} = \exp(-e^{-x})$$

for all x .

$$\begin{aligned} \max_{N/2 \leq k < N-2} \left| \left(\frac{k(N-k)}{N\mathfrak{J}^2(d)} \right)^{1/2} d^{-1/p} [U_{N,d,1}(k) - U_{N,d,2}(k)] \right. \\ \left. - \max_{N-N/(\log N)^4 \leq k \leq N-(\log N)^4} \frac{|W_{N,d,2}(N-k)|}{(N-k)^{1/2}} \right| = o_P \left((\log \log N)^{-1/2} \right). \end{aligned}$$

Now (2.10) follows from (7.8) and the independence of $W_{N,d,1}$ and $W_{N,d,2}$.

Similar arguments give (2.11). \square

Proof of Theorems 2.3 and 2.4. We establish the orders of $\mathfrak{m}(d, \nu)$ and $\mathfrak{J}(d)$ under Assumption 2.6 which implies that the statements of Lemmas 6.1 and 6.2 still hold under Assumption 2.6. Hence the proofs of Theorems 2.1 and 2.2 can be repeated with minor modifications. \square

APPENDIX A. BEHAVIOR OF THE MOMENTS AS $d \rightarrow \infty$

The proofs in Sections 6 and 7 use the following lemma when the coordinates of the observations are weakly dependent.

Lemma A.1. *If Assumptions 2.3–2.5 hold, then,*

$$(A.1) \quad E\psi_{1,2}^2 \leq \frac{c}{d},$$

$$(A.2) \quad \mathfrak{J}^2(d) = E\zeta_1^2 = \frac{\sigma^2}{4d}(1 + o(1)) \quad d \rightarrow \infty.$$

Also, with some $\nu > 2$

$$(A.3) \quad E|\zeta_1|^\nu \leq \frac{c}{d^{\nu/2}},$$

with σ^2 in (2.5), $\psi_{1,2}$ and ζ_1 are defined in (6.1).

Proof. Let $\mathbf{Z} = \mathbf{X}_1 - \mathbf{X}_2 = (Z_1, Z_2, \dots, Z_d)^\top$, so $\psi_{1,2} = (\frac{1}{d} \sum_{j=1}^d |Z_j|^p)^{1/p} - \theta$. By the mean value theorem

$$(A.4) \quad \left(\frac{1}{d} \sum_{j=1}^d |Z_j|^p \right)^{1/p} - \left(\frac{1}{d} \sum_{j=1}^d E|Z_j|^p \right)^{1/p} = \frac{1}{p} \xi^{-1+1/p} \frac{1}{d} \sum_{j=1}^d [|Z_j|^p - E|Z_j|^p],$$

where ξ lies between $\frac{1}{d} \sum_{j=1}^d |Z_j|^p$ and $\frac{1}{d} \sum_{j=1}^d E|Z_j|^p$, i.e.,

$$(A.5) \quad \left| \xi - \frac{1}{d} \sum_{j=1}^d E|Z_j|^p \right| \leq \left| \frac{1}{d} \sum_{j=1}^d [|Z_j|^p - E|Z_j|^p] \right|.$$

By Markov's inequality we have for all $\alpha > 0$

$$\begin{aligned} P \left\{ \sum_{j=1}^d |Z_j|^p < \frac{1}{2} \sum_{j=1}^d E|Z_j|^p \right\} &\leq P \left\{ \left| \sum_{j=1}^d [|Z_j|^p - E|Z_j|^p] \right| > \frac{1}{2} \sum_{j=1}^d E|Z_j|^p \right\} \\ &\leq \left(\frac{1}{2} \sum_{j=1}^d E|Z_j|^p \right)^{-\alpha} E \left| \sum_{j=1}^d [|Z_j|^p - E|Z_j|^p] \right|^\alpha \\ &\leq c_1 d^{-\alpha/2} \end{aligned}$$

by Assumptions 2.4 and 2.5 with some c_1 . Since $\frac{1}{d} \sum_{j=1}^d E|Z_j|^p \rightarrow \varpi(p) > 0$ there are constants $c_2 > 0$ and $c_3 > 0$ such that

$$(A.6) \quad P\{A\} \leq c_2 d^{-\alpha/2}, \quad \text{where } A = \{\omega : \xi \leq c_3\}.$$

Since $p \geq 1$ we get (cf. Hardy et al., 1934, p. 44)

$$\left(\sum_{j=1}^d |Z_j|^p \right)^{1/p} \leq \sum_{j=1}^d |Z_j| \quad \text{and} \quad \left(\sum_{j=1}^d E|Z_j|^p \right)^{1/p} \leq \sum_{j=1}^d (E|Z_j|^p)^{1/p},$$

and therefore the Cauchy–Schwartz inequality yields

$$\begin{aligned} &E \left[\left(\left(\frac{1}{d} \sum_{j=1}^d |Z_j|^p \right)^{1/p} - \left(\frac{1}{d} \sum_{j=1}^d E|Z_j|^p \right)^{1/p} \right)^2 I\{A\} \right] \\ &\leq \frac{1}{d^{2/p}} E \left[\left(\sum_{j=1}^d |Z_j| + \sum_{j=1}^d (E|Z_j|^p)^{1/p} \right)^2 I\{A\} \right] \\ &\leq \frac{1}{d^{2/p}} \left\{ E \left(\sum_{j=1}^d |Z_j| + \sum_{j=1}^d (E|Z_j|^p)^{1/p} \right)^4 \right\}^{1/2} (P\{A\})^{1/2} \\ &\leq c_4 d^{2-(2/p)-\alpha/4} \\ (A.7) \quad &= o(d^{-1}), \end{aligned}$$

since $2 - (2/p) - \alpha/4 < -1$ by Assumption (2.2). By (A.4) we obtain

$$E \left[\left(\left(\frac{1}{d} \sum_{j=1}^d |Z_j|^p \right)^{1/p} - \left(\frac{1}{d} \sum_{j=1}^d E|Z_j|^p \right)^{1/p} \right)^2 I\{\bar{A}\} \right] \leq c_5 E \left(\frac{1}{d} \sum_{j=1}^d [|Z_j|^p - E|Z_j|^p] \right)^2$$

$$(A.8) \quad \leq \frac{c_6}{d}.$$

Thus, $E\left[\left(\frac{1}{d} \sum_{j=1}^d |Z_j|^p\right)^{1/p} - \left(\frac{1}{d} \sum_{j=1}^d E|Z_j|^p\right)^{1/p}\right]^2 \leq cd^{-1}$. Next we show

$$(A.9) \quad \left(E \left(\frac{1}{d} \sum_{j=1}^d |Z_j|^p \right)^{1/p} - \left(\frac{1}{d} \sum_{j=1}^d E|Z_j|^p \right)^{1/p} \right)^2 \leq c_7 \left(d^{-1-\alpha/2} + d^{2-(2/p)-(\alpha/2)} \right)$$

which together with (A.7) and (A.8) will imply (A.1) since $\max\{-1 - \alpha/2, 2 - 2/p - \alpha/2\} < -1$. A Taylor expansion gives

$$(A.10) \quad \begin{aligned} & \left(\frac{1}{d} \sum_{j=1}^d |Z_j|^p \right)^{1/p} - \left(\frac{1}{d} \sum_{j=1}^d E|Z_j|^p \right)^{1/p} \\ &= \frac{1}{p} \left(\frac{1}{d} \sum_{j=1}^d E|Z_j|^p \right)^{-1+1/p} \frac{1}{d} \sum_{j=1}^d [|Z_j|^p - E|Z_j|^p] \\ & \quad + \frac{1}{p} \left(-1 + \frac{1}{p} \right) \xi^{-2+1/p} \left(\frac{1}{d} \sum_{j=1}^d [|Z_j|^p - E|Z_j|^p] \right)^2, \end{aligned}$$

where ξ satisfies (A.5). Similarly to our previous arguments we have

$$\begin{aligned} & \left(\frac{1}{d} \sum_{j=1}^d |Z_j|^p \right)^{1/p} - \left(\frac{1}{d} \sum_{j=1}^d E|Z_j|^p \right)^{1/p} I\{\bar{A}\} \\ &= \frac{1}{p} \left(\frac{1}{d} \sum_{j=1}^d E|Z_j|^p \right)^{-1+1/p} \frac{1}{d} \sum_{j=1}^d [|Z_j|^p - E|Z_j|^p] I\{\bar{A}\} \\ & \quad + \frac{1}{p} \left(-1 + \frac{1}{p} \right) \xi^{-2+1/p} \left[\frac{1}{d} \sum_{j=1}^d [|Z_j|^p - E|Z_j|^p] \right]^2 I\{\bar{A}\}, \\ & E \left(\xi^{-2+1/p} \left(\frac{1}{d} \sum_{j=1}^d [|Z_j|^p - E|Z_j|^p] \right)^2 I\{\bar{A}\} \right) \leq \frac{c_8}{d^2} E \left(\sum_{j=1}^d [|Z_j|^p - E|Z_j|^p] \right)^2 \leq \frac{c_9}{d}, \end{aligned}$$

and by the Cauchy–Schwartz inequality and (A.6) we conclude

$$\begin{aligned} \left| E \frac{1}{d} \sum_{j=1}^d [|Z_j|^p - E|Z_j|^p] I\{\bar{A}\} \right| &\leq \left| E \frac{1}{d} \sum_{j=1}^d [|Z_j|^p - E|Z_j|^p] I\{A\} \right| \\ &\leq \left\{ E \left(\frac{1}{d} \sum_{j=1}^d [|Z_j|^p - E|Z_j|^p] \right)^2 \right\}^{1/2} (P\{A\})^{1/2} \\ &\leq c_{10} d^{-1/2-\alpha/4}. \end{aligned}$$

Using again (A.6) we obtain via the Cauchy–Schwartz inequality

$$\left| E \left[\left(\frac{1}{d} \sum_{j=1}^d |Z_j|^p \right)^{1/p} - \left(\frac{1}{d} \sum_{j=1}^d E|Z_j|^p \right)^{1/p} I\{A\} \right] \right|$$

$$\begin{aligned}
&\leq \frac{1}{d^{1/p}} \left[E \left(\sum_{j=1}^d |Z_j|^p + \sum_{j=1}^d (E|Z_j|^p)^{1/p} \right)^2 \right]^{1/2} (P\{A\})^{1/2} \\
&\leq c_{11} d^{1-(1/p)-(\alpha/4)}.
\end{aligned}$$

This establishes (A.9), and thus (A.1) is proven.

We now turn to (A.2). Let $E_{\mathbf{X}_1}$ denote the conditional expected value, conditioning with respect to \mathbf{X}_1 . We write

$$\begin{aligned}
(A.11) \quad \zeta_1 &= E_{\mathbf{X}_1} \left(\frac{1}{d} \sum_{j=1}^d |X_{1,j} - X_{2,j}|^p \right)^{1/p} - E \left(\frac{1}{d} \sum_{j=1}^d |X_{1,j} - X_{2,j}|^p \right)^{1/p} \\
&= E_{\mathbf{X}_1} \left(\frac{1}{d} \sum_{j=1}^d |X_{1,j} - X_{2,j}|^p \right)^{1/p} - \left(\frac{1}{d} \sum_{j=1}^d E_{\mathbf{X}_1} |X_{1,j} - X_{2,j}|^p \right)^{1/p} \\
&\quad + \left(\frac{1}{d} \sum_{j=1}^d E_{\mathbf{X}_1} |X_{1,j} - X_{2,j}|^p \right)^{1/p} - \left(\frac{1}{d} \sum_{j=1}^d E |X_{1,j} - X_{2,j}|^p \right)^{1/p} \\
&\quad + \left(\frac{1}{d} \sum_{j=1}^d E |X_{1,j} - X_{2,j}|^p \right)^{1/p} - E \left(\frac{1}{d} \sum_{j=1}^d |X_{1,j} - X_{2,j}|^p \right)^{1/p}.
\end{aligned}$$

Recall g_j as defined in (2.1), and note $g_j(X_{1,j}) = E_{\mathbf{X}_1} |X_{1,j} - X_{2,j}|^p$. For the first term in (A.11), using a two term Taylor expansion, we get

$$\begin{aligned}
(A.12) \quad E_{\mathbf{X}_1} \left(\frac{1}{d} \sum_{j=1}^d |X_{1,j} - X_{2,j}|^p \right)^{1/p} &- \left(\frac{1}{d} \sum_{j=1}^d g_j(X_{1,j}) \right)^{1/p} \\
&= \frac{1}{p} \left(\frac{1}{d} \sum_{j=1}^d g_j(X_{1,j}) \right)^{-1+1/p} \frac{1}{d} \sum_{j=1}^d [E_{\mathbf{X}_1} |X_{1,j} - X_{2,j}|^p - g_j(X_{1,j})] \\
&\quad + \frac{1}{p} \left(-1 + \frac{1}{p} \right) E_{\mathbf{X}_1} \left(\xi^{-2+1/p} \left(\frac{1}{d} \sum_{j=1}^d [|X_{1,j} - X_{2,j}|^p - g_j(X_{1,j})] \right)^2 \right) \\
&= \frac{1}{p} \left(-1 + \frac{1}{p} \right) E_{\mathbf{X}_1} \left(\xi^{-2+1/p} \left(\frac{1}{d} \sum_{j=1}^d [|X_{1,j} - X_{2,j}|^p - g_j(X_{1,j})] \right)^2 \right),
\end{aligned}$$

where the random variable ξ now satisfies

$$(A.13) \quad \left| \xi - \frac{1}{d} \sum_{j=1}^d g_j(X_{1,j}) \right| \leq \left| \frac{1}{d} \sum_{j=1}^d [|X_{1,j} - X_{2,j}|^p - g_j(X_{1,j})] \right|.$$

We define again, as in (A.6),

$$A = \{\omega : \xi \leq c_{12}\}$$

but now ξ is from (A.12) and (A.13). Following the proof of (A.6), we can choose c_{12} such that with some c_{13}

$$(A.14) \quad P\{A\} \leq c_{13}d^{-\alpha/2}.$$

Squaring (A.12) and the using Minkowski's inequality we have

$$(A.15) \quad \left(E_{\mathbf{X}_1} \left(\frac{1}{d} \sum_{j=1}^d |X_{1,j} - X_{2,j}|^p \right)^{1/p} - \left(\frac{1}{d} \sum_{j=1}^d E_{\mathbf{X}_1} |X_{1,j} - X_{2,j}|^p \right)^{1/p} \right)^2 \\ \leq 4 \left(\frac{1}{d^{1/p}} \sum_{j=1}^d E_{\mathbf{X}_1} |X_{1,j} - X_{2,j}| \right)^2 + 4 \left(\frac{1}{d^{1/p}} \sum_{j=1}^d (E_{\mathbf{X}_1} |X_{1,j} - X_{2,j}|^p)^{1/p} \right)^2.$$

The upper bound in (A.14) and the Cauchy-Schwartz inequality yield

$$E \left[\left(\frac{1}{d^{1/p}} \sum_{j=1}^d E_{\mathbf{X}_1} |X_{1,j} - X_{2,j}| \right)^2 I\{A\} \right] \\ \leq \frac{1}{d^{2/p}} \left(E \left(\sum_{j=1}^d E_{\mathbf{X}_1} |X_{1,j} - X_{2,j}| \right)^4 \right)^{1/2} (P\{A\})^{1/2} \\ \leq \frac{1}{d^{2/p}} (c_{13}d^{-\alpha/2})^{1/2} \left(E \left(\sum_{j=1}^d E_{\mathbf{X}_1} |X_{1,j} - X_{2,j}| \right)^4 \right)^{1/2}.$$

Applying Cauchy's inequality (cf. Abadir and Magnus, 2005, p. 324), we get

$$\left(\sum_{j=1}^d E_{\mathbf{X}_1} |X_{1,j} - X_{2,j}| \right)^4 \leq \left(d \sum_{j=1}^d (E_{\mathbf{X}_1} |X_{1,j} - X_{2,j}|)^2 \right)^2 \\ \leq d^3 \sum_{j=1}^d (E_{\mathbf{X}_1} |X_{1,j} - X_{2,j}|)^4 \\ \leq 2^4 d^3 \sum_{j=1}^d (|X_{2,j}|^4 + (E|X_{1,j}|)^4) \\ = O(d^4).$$

Hence for the first term on the right-hand side of (A.15), on the set A , we obtain

$$E \left[\left(\frac{1}{d^{1/p}} \sum_{j=1}^d E_{\mathbf{X}_1} |X_{1,j} - X_{2,j}| \right)^2 I\{A\} \right] \leq c_{14}d^{2-2/p-\alpha/4} = o(d^{-1})$$

For the second term on the right-hand side of (A.15) we have by Jensen's inequality

$$E \left(\frac{1}{d^{1/p}} \sum_{j=1}^d (E_{\mathbf{X}_1} |X_{1,j} - X_{2,j}|^p)^{1/p} \right)^4 = d^{4-4/p} E \left[\frac{1}{d} \sum_{j=1}^d (E_{\mathbf{X}_1} |X_{1,j} - X_{2,j}|^p)^{1/p} \right]^4 \\ \leq d^{4-4/p} \frac{1}{d} \sum_{j=1}^d E (E_{\mathbf{X}_1} |X_{1,j} - X_{2,j}|^p)^{4/p}$$

$$\begin{aligned}
&\leq 2^p d^{4-4/p} \frac{1}{d} \sum_{j=1}^d \left(E|X_{1,j}|^4 + (E|X_{2,j}|^p)^{4/p} \right) \\
&= O\left(d^{4-4/p}\right).
\end{aligned}$$

Thus we get

$$\begin{aligned}
&E \left[\left(\frac{1}{d^{1/p}} \sum_{j=1}^d (E_{\mathbf{X}_1} |X_{1,j} - X_{2,j}|^p)^{1/p} \right)^2 I\{A\} \right] \\
&\leq \left(E \left(\frac{1}{d^{1/p}} \sum_{j=1}^d (E_{\mathbf{X}_1} |X_{1,j} - X_{2,j}|^p)^{1/p} \right)^4 \right)^{1/2} (P\{A\})^{1/2} \\
&= O\left(d^{2-2/p-\alpha/4}\right) \\
&= o(d^{-1})
\end{aligned}$$

We now turn to estimates of (A.12) on the set \bar{A} . By the definition of A in (A.14), and using that $\alpha > 4$, we obtain

$$\begin{aligned}
&E \left(E_{\mathbf{X}_1} \left[\left(\frac{1}{d} \sum_{j=1}^d |X_{1,j} - X_{2,j}|^p \right)^{1/p} - \left(\frac{1}{d} \sum_{j=1}^d g_j(X_{1,j}) \right)^{1/p} I\{\bar{A}\} \right] \right)^2 \\
&\leq c_{15} E \left(E_{\mathbf{X}_1} \left(\frac{1}{d} \sum_{j=1}^d [|X_{1,j} - X_{2,j}|^p - g_j(X_{1,j})] \right)^2 \right)^2 \\
&\leq c_{15} E \left(E_{\mathbf{X}_1} \left| \frac{1}{d} \sum_{j=1}^d [|X_{1,j} - X_{2,j}|^p - g_j(X_{1,j})] \right|^\alpha \right)^{4/\alpha} \\
&\leq c_{15} \left(E \left| \frac{1}{d} \sum_{j=1}^d [|X_{1,j} - X_{2,j}|^p - g_j(X_{1,j})] \right|^\alpha \right)^{4/\alpha} \\
&\leq c_{16} d^{-2}.
\end{aligned}$$

where we used Assumption 2.4 on the last line. This completes the proof of

$$E \left(E_{\mathbf{X}_1} \left(\frac{1}{d} \sum_{j=1}^d |X_{1,j} - X_{2,j}|^p \right)^{1/p} - \left(\frac{1}{d} \sum_{j=1}^d E_{\mathbf{X}_1} |X_{1,j} - X_{2,j}|^p \right)^{1/p} \right)^2 = o\left(\frac{1}{d}\right),$$

as $d \rightarrow \infty$. For the second term in (A.11), similar arguments give

$$\left(\left(\frac{1}{d} \sum_{j=1}^d E|X_{1,j} - X_{2,j}|^p \right)^{1/p} - E \left(\frac{1}{d} \sum_{j=1}^d |X_{1,j} - X_{2,j}|^p \right)^{1/p} \right)^2 = o\left(\frac{1}{d}\right),$$

as $d \rightarrow \infty$. Now, for the third term in (A.11), it follows from the definition of g_j and from a Taylor expansion

$$\begin{aligned} & \left(\frac{1}{d} \sum_{j=1}^d E_{\mathbf{X}_1} |X_{1,j} - X_{2,j}|^p \right)^{1/p} - \left(\frac{1}{d} \sum_{j=1}^d E |X_{1,j} - X_{2,j}|^p \right)^{1/p} \\ &= \left(\frac{1}{d} \sum_{j=1}^d g_j(X_{1,j}) \right)^{1/p} - \left(\frac{1}{d} \sum_{j=1}^d E g_j(X_{1,j}) \right)^{1/p} \\ &= \frac{1}{p} \left(\frac{1}{d} \sum_{j=1}^d E g_j(X_{1,j}) \right)^{-1+1/p} \frac{1}{d} \sum_{j=1}^d [g_j(X_{1,j}) - E g_j(X_{1,j})] \\ & \quad + \frac{1}{p} \left(1 - \frac{1}{p} \right) \xi^{-2+1/p} \left(\frac{1}{d} \sum_{j=1}^d [g_j(X_{1,j}) - E g_j(X_{1,j})] \right)^2, \end{aligned}$$

where ξ satisfies

$$\left| \xi - \frac{1}{d} \sum_{j=1}^d E g_j(X_{1,j}) \right| \leq \left| \frac{1}{d} \sum_{j=1}^d [g_j(X_{1,j}) - E g_j(X_{1,j})] \right|.$$

Repeating our previous arguments we get

$$\begin{aligned} & E \left(\left(\frac{1}{d} \sum_{j=1}^d E_{\mathbf{X}_1} |X_{1,j} - X_{2,j}|^p \right)^{1/p} - \left(\frac{1}{d} \sum_{j=1}^d E |X_{1,j} - X_{2,j}|^p \right)^{1/p} \right)^2 \\ &= \frac{1}{p^2} \left(\frac{1}{d} \sum_{j=1}^d E g_j(X_{1,j}) \right)^{-2+2/p} E \left(\frac{1}{d} \sum_{j=1}^d [g_j(X_{1,j}) - E g_j(X_{1,j})] \right)^2 + o\left(\frac{1}{d}\right), \end{aligned}$$

completing the proof of (A.2).

The proof of (A.3) is essentially the same but somewhat simpler, so it is omitted. \square

We use the following lemma in the proofs in Sections 6 and 7.

Lemma A.2. *If Assumption 2.6 holds, then, as $d \rightarrow \infty$*

$$(A.16) \quad E \psi_{1,2}^2 \leq c,$$

$$(A.17) \quad E \zeta_1^2 = \gamma^2(1 + o(1))$$

and

$$(A.18) \quad E |\zeta_1|^\nu \leq c$$

with some c .

Proof. Statements (A.16) and (A.18) are straightforward consequences of Assumption 2.6. For statement (A.17), let $Y_{\ell,d}(t) = \sum_{i=1}^d \mathbf{1}_{(t_{i-1}, t_i]}(t) X_{\ell,i} = \sum_{i=1}^d \mathbf{1}_{(t_{i-1}, t_i]}(t) Y_{\ell}(t_i)$, and recall $\zeta_1 = H(\mathbf{X}_1) - \theta$. Reexpress

$$(A.19) \quad \begin{aligned} H(\mathbf{X}_1) &= [H(\mathbf{X}_1) - E_{\mathbf{X}_1} \|Y_{1,d} - Y_{2,d}\|_p] + [E_{\mathbf{X}_1} \|Y_{1,d} - Y_{2,d}\|_p - \mathcal{H}(Y_{1,d})] \\ &\quad + [\mathcal{H}(Y_{1,d}) - \mathcal{H}(Y_1)] + \mathcal{H}(Y_1) \end{aligned}$$

For a given function $Y = \{Y(t), 0 \leq t \leq 1\}$, let $\|Y\|_p = (\int_0^1 |Y(t)|^p dt)^{1/p}$. With $Z_j = X_{1,j} - X_{2,j}$, for the first term in (A.19), observe

$$\begin{aligned} E|H(\mathbf{X}_1) - E_{\mathbf{X}_1}\|Y_{1,d} - Y_{2,d}\|_p|^2 &= E\left|\left(\sum_{\ell=1}^d |Z_\ell|^p d^{-1}\right)^{1/p} - \left(\sum_{\ell=1}^d |Z_\ell|^p (t_\ell - t_{\ell-1})\right)^{1/p}\right|^2 \\ &\leq E\left(\sum_{\ell=1}^d |Z_\ell|^p \left|\frac{1}{d^{1/p}} - \frac{1}{(t_\ell - t_{\ell-1})^{1/p}}\right|^p\right)^{2/p} \\ &\leq \max_{1 \leq i \leq d} \left|1 - \frac{d^{1/p}}{(t_i - t_{i-1})^{1/p}}\right|^2 E\left(\frac{1}{d} \sum_{\ell=1}^d |Z_\ell|^p\right)^{2/p} \rightarrow 0, \end{aligned}$$

since $\max_{1 \leq i \leq d} \left|1 - \frac{d^{1/p}}{(t_i - t_{i-1})^{1/p}}\right| \rightarrow 0$ by Assumption 2.6(ii). For the second term in (A.19), note

$$|E_{\mathbf{X}_1}\|Y_{1,d} - Y_{2,d}\|_p - \mathcal{H}(Y_{1,d})| = |E_{\mathbf{X}_1}(\|Y_{1,d} - Y_{2,d}\|_p - \|Y_{1,d} - Y_2\|_p)| \leq E\|Y_{2,d} - Y_2\|_p.$$

By Assumption 2.6(iv), $E\|Y_{2,d}\|_p \rightarrow E\|Y_2\|_p$, and by continuity, $\|Y_{2,d} - Y_2\|_p \rightarrow 0$ a.s., which together imply $E\|Y_{2,d} - Y_2\|_p \rightarrow 0$. Thus, $E[H(\mathbf{X}_1) - \mathcal{H}(Y_{1,d})]^2 \rightarrow 0$. For the third term in (A.19), a similar argument shows $E[\mathcal{H}(Y_{1,d}) - \mathcal{H}(Y_1)]^2 \rightarrow 0$, implying $E[H(\mathbf{X}_1) - \mathcal{H}(Y_1)]^2 \rightarrow 0$, which gives (A.17). \square

REFERENCES

- Aldribi, A., Traoré, I., Moa, B. and Nwamuo, O. (2020), ‘Hypervisor-based cloud intrusion detection through online multivariate statistical change tracking’, *Computers and Security* **88**, 101646.
- Amaratunga, D. and Cabrera, J. (2018), High- dimensional data in genomics, in K. E. Peace, D.-G. Chen and S. Menon, eds, ‘Biopharmaceutical Applied Statistics Symposium : Volume 3 Pharmaceutical Applications’, Springer, pp. 65–73.
- Antoch, J. and Hušková, M. (2001), ‘Permutation tests in change point analysis’, *Statistics and Probability Letters* **53**, 37–46.
- Biau, G., Bleakley, K. and Mason, D. M. (2016), ‘Long signal change-point detection’, *Electronic Journal of Statistics* **10**(2).
- Chakraborty, S. and Zhang, X. (2021), ‘A new framework for distance and kernel-based metrics in high dimensions’, *Electronic Journal of Statistics* **15**(2), 5455–5522.
- Csörgő, M. and Horváth, L. (1993), *Weighted Approximations in Probability and Statistics*, Wiley, New York.
- Csörgő, M. and Révész, P. (1981), *Strong Approximations in Probability and Statistics*, Probability and Mathematical Statistics, Acad. Press, New York.
- Deheuvels, P. and Pfeifer, D. (1988), ‘Poisson approximations of multinomial distributions and point processes’, *Journal of Multivariate Analysis* **25**, 65–89.
- Franke, J., Hefter, M., Herzwurm, A., Ritter, K. and Schwaar, S. (2022), ‘Adaptive quantile computation for Brownian bridge in change-point analysis’, *Computational Statistics & Data Analysis* **167**, 107375.
- Gole, S. and Tidke, B. (2015), A survey of big data in social media using data mining techniques, in ‘2015 International Conference on Advanced Computing and Communication Systems’, IEEE, pp. 1–6.
- Gombay, E. and Horváth, L. (1999), ‘Change-points and bootstrap’, *Environmetrics* **10**(6), 725–736.
- Horváth, L. and Rice, G. (2014), ‘Extensions of some classical methods in change point analysis’, *TEST* **23**(2), 219–255.

- Hušková, M. and Kirch, C. (2008), ‘Bootstrapping confidence intervals for the change-point of time series’, *Journal of Time Series Analysis* **29**(6), 947–972.
- Itô, K. and McKean, H. P. (1965), *Diffusion Processes and Their Sample Paths*, Springer, Berlin.
- Jirak, M. (2012), ‘Change-point analysis in increasing dimension’, *Journal of Multivariate Analysis* **111**, 136–159.
- Lee, A. J. (1990), *U-Statistics: Theory and Practice*, M. Dekker, New York.
- Liu, B., Zhang, X. and Liu, Y. (2022), ‘High dimensional change point inference: Recent developments and extensions’, *Journal of Multivariate Analysis* **188**, 104833.
- Liu, B., Zhou, C., Zhang, X. and Liu, Y. (2020), ‘A unified data-adaptive framework for high dimensional change point detection’, *Journal of the Royal Statistical Society: Series B* **82**(4), 933–963.
- Matteson, D. S. and James, N. A. (2014), ‘A nonparametric approach for multiple change point analysis of multivariate data’, *Journal of the American Statistical Association* **109**(505), 334–345.
- McDonald, D. R. (1980), ‘On the Poisson approximation to the multinomial distribution’, *Canadian Journal of Statistics* **8**(1), 115–118.
- Olmo, J. and Pouliot, W. (2011), ‘Early detection techniques for market risk failure’, *Studies in Nonlinear Dynamics & Econometrics* **15**(4).
- Shorack, G. R. and Wellner, J. A. (1986), *Empirical Processes with Applications to Statistics*, Wiley, New York.
- Shoyama, K., Cui, Q., Hanashima, M., Sano, H. and Usuda, Y. (2021), ‘Emergency flood detection using multiple information sources: Integrated analysis of natural hazard monitoring and social media data’, *Science of The Total Environment* **767**, 144371.
- Székel, G. J. and Rizzo, M. L. (2005), ‘Hierarchical clustering via joint between-within distances: Extending ward’s minimum variance method’, *Journal of Classification* **22**(2), 151–183.
- Theodosiadou, O., Pantelidou, K., Bastas, N., Chatzakou, D., Tsikrika, T., Vrochidis, S. and Kompatsiaris, I. (2021), ‘Change point detection in terrorism-related online content using deep learning derived indicators’, *Information* **12**(7), 274.
- Wang, G., Zou, C. and Yin, G. (2018), ‘Change-point detection in multinomial data with a large number of categories’, *The Annals of Statistics* **46**(5), 2020–2044.
- Zhu, C., Zhang, X., Yao, S. and Shao, X. (2020), ‘Distance-based and RKHS-based dependence metrics in high dimension’, *The Annals of Statistics* **48**(6), 3366–3394.