

Instance-Aware Observer Network for Out-of-Distribution Object Segmentation

Victor Besnier^{1,3,4}

Andrei Bursuc²

David Picard³

Alexandre Briot¹

1. Valeo, Créteil, France

2. Valeo.ai, Paris, France

3. LIGM, Ecole des Ponts, Univ Gustave Eiffel, CNRS, Marne-la-Vallée, France

4. ETIS UMR8051, CY Université, ENSEA, CNRS, Cergy France

Abstract

Recent work on Observer Network has shown promising results on Out-Of-Distribution (OOD) detection for semantic segmentation. These methods have difficulty in precisely locating the point of interest in the image, i.e., the anomaly. This limitation is due to the difficulty of fine-grained prediction at the pixel level. To address this issue, we provide instance knowledge to the observer. We extend the approach of ObsNet by harnessing an instance-wise mask prediction. We use an additional, class agnostic, object detector to filter and aggregate observer predictions. Finally, we predict a unique anomaly score for each instance in the image. We show that our proposed method accurately disentangle in-distribution objects from Out-Of-Distribution objects on three datasets.

1. Introduction

Lately, more and more safety-critical applications, such as autonomous driving, need neural networks to operated in their environment. Despite some success, these systems still remain unreliable for real world and over-confident on Out-Of-Distribution (OOD). In this work, we aim at detecting OOD objects for 2D object segmentation. In this context, OOD are every object without class associated in the prediction of the detection system.

Many methods dealing with *unknown-unknown* are based on ensemble [27], pseudo-ensemble [26], or deterministic approach [23]. But, they are either inaccurate or slow, therefore not suitable for real-time application. Recently, a two-stage approach to detected anomaly for image understanding, called observer network [3, 4], tackle OOD detection for semantic segmentation. It is both accurate and computationally efficient as it *only* increase the inference time by a factor of two.

We argue that pixel-wise error map (as shown in [3, 4, 26]) by itself is sub-optimal for anomaly detection in segmentation because these maps lack clarity. Due to the difficulty of fine-grained prediction, most boundaries between two classes as well as small or distant objects are considered

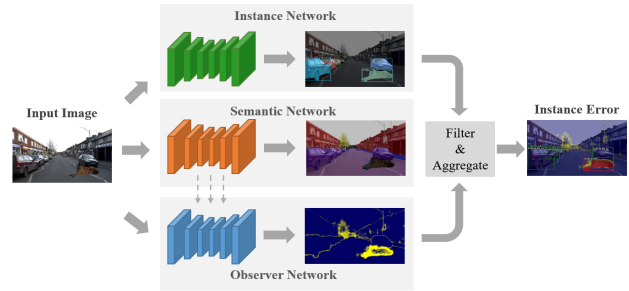


Figure 1. Overview of our instance aware pipeline. The image is fed into the instance, the semantic and the observer network (from top to bottom). On the middle, the ObsNet prediction is filter by the class-agnostic instance prediction and the remaining error is then aggregate object-wise. Finally, in the right of the figure, we show in red, the objects far from the training distribution.

uncertain. Therefore, the focus of interest in the image, i.e. the OOD object, is drowned into this noise. The resulting error map does not provide precisely delimited spatial information: We know there is an error on the image but we struggle to accurately locate the corresponding OOD object. In other words, we cannot find automatically objects far from the training distribution. As an example, an image depicting a crowd of pedestrian with lot of boundaries has, on average, higher anomaly score than an image with only one OOD object in the middle of a road.

In this paper, we propose to reduce the granularity of the task in order to improve the relevance of the error map. To that end, we use a class agnostic, instance segmentation network. With this additional prediction, we first filter background errors, and then aggregate uncertainty in an instance-aware manner [Figure 1](#). Ultimately, we only want to highlight instances with high errors. This solution is more practical as we can sort objects by anomaly score and then discard all objects close to the training distribution and keep those that are far from the training distribution.




Figure 2. Flows of the image processing. From the input image (left), we compute the pixels-wise uncertainty and the object detection masks. Then we filter the uncertainty in the area of object only, and finally aggregate the score in an instance aware manner. We can see that the OOD object is well detected while in-distribution objects with low anomaly score and background errors are erased (right).

2. Related work

In this section, we position our work with respect to the existing literature. In the context of widespread DNN adoption this field has seen a fresh wave of approaches based on input reconstruction [2, 31, 42, 44], predictive uncertainty [17, 26, 34], ensembles [15, 27], adversarial attacks [28, 29], using a void or background class [32, 40] or dataset [5, 24, 34], *etc.*, to name just a few.

Bayesian approaches and ensembles. BNNs [6, 38] can capture predictive uncertainty from learned distributions over network weights, but don’t scale well [14] and approximate solutions are preferred in practice. DE [27] is a highly effective, yet costly approach, that trains an ensemble of DNNs with different initialization seeds. Pseudo-ensemble approaches [15, 16, 33, 35] are a pragmatic alternative to DE that bypass training of multiple networks and generate predictions from different random subsets of neurons [16, 43] or from networks sampled from approximate weight distributions [15, 33, 35]. However they all require multiple forward passes and/or storage of additional networks in memory.

Learning to predict errors. Inspired by early approaches from model calibration literature [36, 37, 39, 47, 48], a number of methods propose endowing the task network with an error prediction branch allowing self-assessment of predictive performance. This branch can be trained jointly with the main network [11, 45], however better learning stability and results are achieved with two-stage sequential training [4, 9, 21, 41].

OOD in object detection. Finally, we present some papers on OOD detection in 2D object detection. This area of research remains mainly unexplored, compared to classification and segmentation. Nevertheless, some methods focus in uncertainty on regressing the bounding boxes [8, 19]. [18] propose a sample free approach to estimate the uncertainty in both bounding box regression and the objectness for real-time application. Recently, [13] propose a method for 2D out-of-distribution detection by generating outliers in the feature space. [12] distill unknown objects from videos in the wild and regularizes the model’s decision boundary for safe prediction.

3. Proposed Method

3.1. Observer Networks

Our work is build on ObsNet [3, 4], we briefly review the method here. Observer network belong to the two-stage method to detect pixels-wise errors and OOD. [3] designed two principles to train efficiently an auxiliary network. They improve the architecture by decoupling the OOD detector from the segmentation branch and by observing the whole network through residual connections. Secondly, they generate blind spots in the segmentation network with *local adversarial attacks (LAA)* at a random location of the image, mimicking an OOD object. ObsNet (*Obs*) outputs a pixels-wise errors map corresponding to the probability that the semantic segmentation network (*Seg*) fails to predict the correct class y :

$$Obs(x, Seg_r(x)) \approx Pr[Seg(x) \neq y], \quad (1)$$

where x is the input image and Seg_r the skip connections from intermediate feature maps of segmentation network Seg .

3.2. Instance Anomaly Detection

To achieve this, we propose to upgrade the semantic segmentation framework with instance privilege. We use an additional class agnostic instance segmentation prediction. This detector (*Det*) produces a binary mask by mapping each object in the image.

Then, the idea is to separate the observer’s prediction map into two categories. The background (classes of *stuffs*) and the instance (classes of *things*) in the same way as the panoptic segmentation. Background errors correspond to global ambiguities in the scene at different scales: error at the decision boundary between two classes, prediction error between the road and the sidewalk or complexity of the leaves of a tree. In contrast, an instance error corresponds to an object far from the train distribution.

3.3. Aggregate and filter

In order to obtain a unique error score for each instance (similar to the well-known objectness score in object detection), we aggregate the per-pixel uncertainty within the

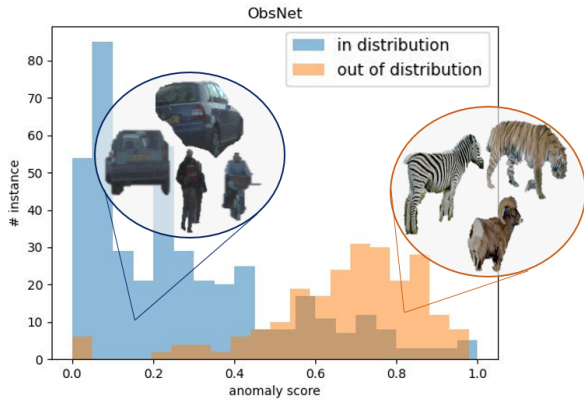


Figure 3. Histogram on CamVid OOD. Anomaly score from obsnet and detection from mask RcNN trained on the pan-distribution. We show here some examples of well-detected objects and predicted as in distribution in blue (left). While objects detected with high anomaly score (right) are considered as OOD in orange.

predicted object mask to a unique value. In practice, given an image $\mathbf{x} \in \mathbb{R}^{3 \times H \times W}$, we predict for each detected object o_i an anomaly score $a_i \in \mathbb{R}$:

$$a_i = \frac{1}{M} \sum_{h=0}^H \sum_{w=0}^W u^{(h,w)} \odot m_i^{(h,w)}, \quad (2)$$

where $u = \text{Obs}(\mathbf{x}, \text{Seg}_r(\mathbf{x})) \in \mathbb{R}^{H \times W}$ is the pixel-wise error map of ObsNet; $m_i \in \mathbb{R}^{H \times W}$ is the binary mask of an instance o_i in the set of the detector prediction $\text{Det}(\mathbf{x}) = \{m_i\}$; $M = \sum_{h,w=0}^{H \times W} m_i$ the area of the instance o_i ; and \odot is the element-wise product. We also filter predicted instance masks m_i by size, in order to remove very small detected objects ($< 16^2$ pixels) in the image.

This paradigm shows several benefits. We can discover instances in the dataset that do not match with the training distribution, useful for active learning or object discovery. We can also localize where the anomaly is in the image, which is a primary requirement for safety-critical applications such as autonomous driving. In Figure 2, we show that our framework is able to detect several instances in the images, and the ObsNet succeeds in discriminating in-distribution objects from out-of-distribution ones.

4. Experiments

In this section, we present experiments to validate that our proposed observer network coupled with an class-agnostic instance detector outperforms other methods.

4.1. Datasets & Metrics

To highlight our results, we select **CamVid OOD** [4], **StreetHazards** [22] and **BDD Anomaly** [46] as our three

Method	fpr95tpr↓	AuPR_error↑	AuRoc↑
Softmax [23]	70.0	11.45	76.7
ObsNet	40.5	22.72	87.9
ObsNet + <i>in-detector</i>	31.3	49.4	92.3
ObsNet + <i>pan-detector</i>	8.7	70.1	97.3
ObsNet + <i>gt-detector</i>	1.0	90.5	99.7

Table 1. Pixel-wise evaluation on CamVid-OOD. We consider OOD pixels only as the positive class.

datasets of urban streets scenes with anomalies in the test set. Anomalies correspond to out-of-distribution objects, not seen during train time.

To evaluate each method on these datasets, we select four metrics to detect misclassified and out-of-distribution examples: **fpr95tpr** [29], **Area Under the Receiver Operating Characteristic curve (AuRoc)** [23], **Area under the Precision-Recall Curve (AuPR)** [23] and **Mean Average Prediction (mAP_δ)**. We compute the latter metric where we discard object smaller than δ^2 pixels.

For each metric, we report the result where an object is considered as well detected if the predicted mask has $\text{IoU} > .5$ with the ground truth. We assign to each detected object the anomaly score computed as Equation 2. We use a Bayesian SegNet [1], [25] as the main network for CamVid and a DeepLabv3+ [7] for BddAnomaly and StreetHazards. The ObsNet follows the same architecture as the corresponding segmentation network.

For our instance segmentation module, we select two mask-RcNNs [20]: One trained on CityScapes [10], reported as In-Distribution Detector, and one trained on MS-Coco [30], reported as Pan-Distribution. We do not leverage the class predicted but only the instance mask. Moreover, we use an additional oracle: We take every connected region of the same class in the annotation as one instance of an object, we report this *detector* as GT-detector.

We compare our method against two other methods. **MCP** [23]: Maximum Class Prediction; one minus the maximum of the prediction. And **MC Dropout** [17]: The entropy of the mean softmax prediction with dropout; we use 50 forward passes for all the experiences.

4.2. Benefit of the instance module

To validate the benefit of the instance detector, we first check that filtering the pixels-wise error map with the instance detector helps for pixel OOD detection, see Table 1. We show that using an instance detector improve drastically the performance of ObsNet. Moreover, this experiment shows that keeping raw error map is sub-optimal because many pixels with high anomaly score do not correspond to an OOD object but belong to the background of the images, whereas they can easily be filtered out by our instance scheme.




Figure 4. Qualitative results on the StreetHazards (top row), Bdd (mid) and CamVid (bot). From left to right, the input image; the semantic segmentation; the instance segmentation; the pixels-wise error and the instance wise error. We can see that our method is able to detect numerous objects and disentangle in-distribution object ($a_i < .5$ in green) from out-of-distribution object ($a_i > .5$ in red).

Det Method	$fpr95_{32} \downarrow$	$Roc_{32} \uparrow$	mAP_0	mAP_{32}
Softmax [23]	*	56.7	7.7	55.2
In MC Dropout [17]	*	58.3	8.4	58.5
ObsNet	*	60.5	9.9	63.7

Softmax [23]	57.2	79.4	4.8	62.1
Pan MC Dropout [17]	52.8	84.6	6.9	70.8
ObsNet	46.4	89.6	11.3	81.4

Softmax [23]	43.3	80.4	10.8	72.1
GT MC Dropout [17]	32.1	85.5	13.5	79.2
ObsNet	27.2	94.3	22.3	92.0

Table 2. Instance-wise evaluation on CamVid-OOD. We consider OOD examples only as the positive class. *not enough OOD objects has been detected by the detector to compute the metrics

4.3. Instance-Wise Results

Here, we compare our methods for object detection on Table 2, Table 3 and Table 4. We can observe that for each dataset the results are quite different. This is due to the scale of the anomalies and the number of them in each the dataset. In Table 2, all anomalies are above 64^2 pixels, which can explain why the metrics drastically improve as we discard smaller detected objects. In Table 4, most of the objects are in fact anomalies, which is why mAP is high, even for the object below 32^2 pixels. Finally, even if on average *pan-detector* outperforms *in-detector*, this is not always the case in Table 3. Indeed, *pan-detector* can detect more objects, and among them smaller in-distribution objects, that can hurt performances. Overall, our ObsNet outperforms others methods, no matter which detector is used.

In Figure 3, we show the histogram of objects detected by our detector, ranked by our framework. We can well disentangle in-distribution objects as cars, bicycles, or pedestrians, from OOD objects (*i.e.* animals).

We show some qualitative results on Figure 4. Our proposed method highlights OOD objects with higher anomaly

Det Method	$fpr95_{32} \downarrow$	$Roc_{32} \uparrow$	mAP_0	mAP_{32}
Softmax [23]	*	52.5	9.5	13.3
In MC Dropout [17]	*	52.6	9.5	13.3
ObsNet	*	55.8	9.9	16.8

Softmax [23]	*	63.0	5.9	16.8
Pan MC Dropout [17]	*	62.2	6.0	17.0
ObsNet	*	64.5	6.9	20.1

Softmax [23]	65.6	81.9	22.7	37.8
GT MC Dropout [17]	61.9	82.5	23.0	39.1
ObsNet	53.3	86.8	27.1	50.7

Table 3. Instance-wise evaluation on Bdd Anomaly. We consider OOD examples only as the positive class.

Det Method	$fpr95_{48} \downarrow$	$Roc_{48} \uparrow$	mAP_{16}	mAP_{48}
Softmax [23]	*	50.4	80.0	81.9
In MC Dropout [17]	*	50.3	80.0	81.2
ObsNet	*	50.4	80.1	81.9

Softmax [23]	*	53.7	57.6	77.7
Pan MC Dropout [17]	*	53.6	57.7	77.6
ObsNet	*	54.1	56.9	77.8

Softmax [23]	80.0	85.2	88.9	99.0
GT MC Dropout [17]	74.5	86.0	86.9	99.0
ObsNet	72.6	87.5	89.0	99.2

Table 4. Instance-wise evaluation on StreetHazards. We consider OOD examples only as the positive class.

scores than in-distribution objects. We have clearer and more accurate error map.

5. Conclusion

In this paper, with propose to use an additional, class-agnostic, object detector to filter and aggregate an anomaly score from ObsNet pixel-wise error map. Our strategy helps to better disentangle in from out-of-distribution objects.

References

- [1] Vijay Badrinarayanan, Alex Kendall, and Roberto Cipolla. Segnet: A deep convolutional encoder-decoder architecture for image segmentation. *IEEE Trans. PAMI*, 2017. 3
- [2] Christoph Baur, Benedikt Wiestler, Shadi Albarqouni, and Nassir Navab. Deep autoencoding models for unsupervised anomaly segmentation in brain mr images. In *International MICCAI Brainlesion Workshop*, pages 161–169. Springer, 2018. 2
- [3] Victor Besnier, Andrei Bursuc, David Picard, and Alexandre Briot. Triggering failures: Out-of-distribution detection by learning from local adversarial attacks in semantic segmentation. In *Proceedings of the IEEE/CVF International Conference on Computer Vision (ICCV)*, pages 15701–15710, October 2021. 1, 2
- [4] Victor Besnier, David Picard, and Alexandre Briot. Learning uncertainty for safety-oriented semantic segmentation in autonomous driving. *arXiv preprint arXiv:2105.13688*, 2021. 1, 2, 3
- [5] Petra Bevandić, Ivan Krešo, Marin Oršić, and Siniša Šegvić. Simultaneous semantic segmentation and outlier detection in presence of domain shift. In *GCPR*, 2019. 2
- [6] Charles Blundell, Julien Cornebise, Koray Kavukcuoglu, and Daan Wierstra. Weight uncertainty in neural networks. *ICML*, 2015. 2
- [7] Liang-Chieh Chen, Yukun Zhu, George Papandreou, Florian Schroff, and Hartwig Adam. Encoder-decoder with atrous separable convolution for semantic image segmentation. In *Proceedings of the European Conference on Computer Vision (ECCV)*, September 2018. 3
- [8] Jiwoong Choi, Dayoung Chun, Hyun Kim, and Hyuk-Jae Lee. Gaussian yolov3: An accurate and fast object detector using localization uncertainty for autonomous driving. In *The IEEE International Conference on Computer Vision (ICCV)*, October 2019. 2
- [9] Charles Corbière, Nicolas Thome, Avner Bar-Hen, Matthieu Cord, and Patrick Pérez. Addressing failure prediction by learning model confidence. In *NeurIPS*, 2019. 2
- [10] Marius Cordts, Mohamed Omran, Sebastian Ramos, Timo Rehfeld, Markus Enzweiler, Rodrigo Benenson, Uwe Franke, Stefan Roth, and Bernt Schiele. The cityscapes dataset for semantic urban scene understanding. In *Proc. of the IEEE Conference on Computer Vision and Pattern Recognition (CVPR)*, 2016. 3
- [11] Terrance DeVries and Graham W Taylor. Learning confidence for out-of-distribution detection in neural networks. *arXiv*, 2018. 2
- [12] Xuefeng Du, Xin Wang, Gabriel Gozum, and Yixuan Li. Unknown-aware object detection: Learning what you don't know from videos in the wild. *Proceedings of the IEEE/CVF Conference on Computer Vision and Pattern Recognition*, 2022. 2
- [13] Xuefeng Du, Zhaoning Wang, Mu Cai, and Sharon Li. Towards unknown-aware learning with virtual outlier synthesis. In *International Conference on Learning Representations*, 2022. 2
- [14] Michael W. Dusenberry, Ghassen Jerfel, Yeming Wen, Yian Ma, Jasper Snoek, Katherine Heller, Balaji Lakshminarayanan, and Dustin Tran. Efficient and scalable bayesian neural nets with rank-1 factors. In *ICML*, 2020. 2
- [15] Gianni Franchi, Andrei Bursuc, Emanuel Aldea, Séverine Dubuisson, and Isabelle Bloch. Tradi: Tracking deep neural network weight distributions. In *ECCV*, 2020. 2
- [16] Yarin Gal. Uncertainty in Deep Learning. *PhD*, 2016. 2
- [17] Yarin Gal and Zoubin Ghahramani. Dropout as a bayesian approximation: Representing model uncertainty in deep learning. In *ICML*, 2016. 2, 3, 4
- [18] Stefano Gasperini, Jan Haug, Mohammad-Ali Nikouei Mahani, Alvaro Marcos-Ramiro, Nassir Navab, Benjamin Busam, and Federico Tombari. Certainnet: Sampling-free uncertainty estimation for object detection. *IEEE Robotics and Automation Letters*, 2022. 2
- [19] Ali Harakeh and Steven L. Waslander. Estimating and evaluating regression predictive uncertainty in deep object detectors. *ArXiv*, abs/2101.05036, 2021. 2
- [20] Kaiming He, Georgia Gkioxari, Piotr Dollár, and Ross Girshick. Mask r-cnn. *The IEEE International Conference on Computer Vision (ICCV)*, 2017. 3
- [21] Simon Hecker, Dengxin Dai, and Luc Van Gool. Failure prediction for autonomous driving. In *2018 IEEE Intelligent Vehicles Symposium (IV)*, pages 1792–1799. IEEE, 2018. 2
- [22] Dan Hendrycks, Steven Basart, Mantas Mazeika, Mohamadreza Mostajabi, Jacob Steinhardt, and Dawn Song. A benchmark for anomaly segmentation. *ArXiv*, 2019. 3
- [23] Dan Hendrycks and Kevin Gimpel. A baseline for detecting misclassified and out-of-distribution examples in neural networks. In *ICLR*, 2017. 1, 3, 4
- [24] Dan Hendrycks, Mantas Mazeika, and Thomas Dietterich. Deep anomaly detection with outlier exposure. *arXiv*, 2018. 2
- [25] Alex Kendall, Vijay Badrinarayanan, , and Roberto Cipolla. Bayesian segnet: Model uncertainty in deep convolutional encoder-decoder architectures for scene understanding. *arXiv*, 2015. 3
- [26] Alex Kendall and Yarin Gal. What uncertainties do we need in bayesian deep learning for computer vision? In *NeurIPS*, 2017. 1, 2
- [27] Balaji Lakshminarayanan, Alexander Pritzel, and Charles Blundell. Simple and scalable predictive uncertainty estimation using deep ensembles. In *NeurIPS*, 2017. 1, 2
- [28] Kimin Lee, Kibok Lee, Honglak Lee, and Jinwoo Shin. A simple unified framework for detecting out-of-distribution samples and adversarial attacks. In *NeurIPS*, 2018. 2
- [29] Shiyu Liang, R. Srikant, and Yixuan Li. Enhancing the reliability of out-of-distribution image detection in neural networks. In *ICLR*, 2018. 2, 3
- [30] Tsung-Yi Lin, Michael Maire, Serge Belongie, James Hays, Pietro Perona, Deva Ramanan, Piotr Dollár, and C. Lawrence Zitnick. Microsoft coco: Common objects in context. In *eccv*, 2014. 3
- [31] Krzysztof Lis, Krishna Nakka, Pascal Fua, and Mathieu Salzmann. Detecting the unexpected via image resynthesis. In *ICCV*, 2019. 2

- [32] Wei Liu, Dragomir Anguelov, Dumitru Erhan, Christian Szegedy, Scott Reed, Cheng-Yang Fu, and Alexander C Berg. Ssd: Single shot multibox detector. In *ECCV*, 2016. 2
- [33] Wesley J Maddox, Pavel Izmailov, Timur Garipov, Dmitry P Vetrov, and Andrew Gordon Wilson. A simple baseline for bayesian uncertainty in deep learning. In *NeurIPS*, 2019. 2
- [34] Andrey Malinin and Mark Gales. Predictive uncertainty estimation via prior networks. In *NeurIPS*, 2018. 2
- [35] Alireza Mehrtash, Purang Abolmaesumi, Polina Golland, Tina Kapur, Demian Wassermann, and William M Wells III. Pep: Parameter ensembling by perturbation. In *NeurIPS*, 2020. 2
- [36] Mahdi Pakdaman Naeini, Gregory Cooper, and Milos Hauskrecht. Obtaining well calibrated probabilities using bayesian binning. In *AAAI*, 2015. 2
- [37] Mahdi Pakdaman Naeini and Gregory F Cooper. Binary classifier calibration using an ensemble of near isotonic regression models. In *KDD*, 2016. 2
- [38] Radford M Neal. *Bayesian learning for neural networks*, volume 118. Springer Science & Business Media, 2012. 2
- [39] John Platt et al. Probabilistic outputs for support vector machines and comparisons to regularized likelihood methods. *Advances in large margin classifiers*, 10(3):61–74, 1999. 2
- [40] Shaoqing Ren, Kaiming He, Ross Girshick, and Jian Sun. Faster r-cnn: Towards real-time object detection with region proposal networks. In *NeurIPS*, 2015. 2
- [41] Laurens Samson, Nanne van Noord, Olaf Booi, Michael Hofmann, Efstratios Gavves, and Mohsen Ghafoorian. I bet you are wrong: Gambling adversarial networks for structured semantic segmentation. In *Proceedings of the IEEE/CVF International Conference on Computer Vision (ICCV) Workshops*, Oct 2019. 2
- [42] Thomas Schlegl, Philipp Seeböck, Sebastian M Waldstein, Ursula Schmidt-Erfurth, and Georg Langs. Unsupervised anomaly detection with generative adversarial networks to guide marker discovery. In *International conference on information processing in medical imaging*, pages 146–157. Springer, 2017. 2
- [43] Nitish Srivastava, Geoffrey Hinton, Alex Krizhevsky, Ilya Sutskever, and Ruslan Salakhutdinov. Dropout: A simple way to prevent neural networks from overfitting. *JMLR*, 15(1), 2014. 2
- [44] Yingda Xia, Yi Zhang, Fengze Liu, Wei Shen, and Alan Yuille. Synthesize then compare: Detecting failures and anomalies for semantic segmentation. In *ECCV*, 2020. 2
- [45] Donggeun Yoo and In So Kweon. Learning loss for active learning. In *CVPR*, 2019. 2
- [46] Fisher Yu, Haofeng Chen, Xin Wang, Wenqi Xian, Yingying Chen, Fangchen Liu, Vashisht Madhavan, and Trevor Darrell. Bdd100k: A diverse driving dataset for heterogeneous multitask learning. In *CVPR*, 2020. 3
- [47] Bianca Zadrozny and Charles Elkan. Obtaining calibrated probability estimates from decision trees and naive bayesian classifiers. In *ICML*, 2001. 2
- [48] Bianca Zadrozny and Charles Elkan. Transforming classifier scores into accurate multiclass probability estimates. In *KDD*, 2002. 2