

DHGE: Dual-view Hyper-Relational Knowledge Graph Embedding for Link Prediction and Entity Typing

Haoran Luo, Haihong E*, Ling Tan, Xueyuan Lin,
Gengxian Zhou, Jundi Li, Tianyu Yao, Kaiyang Wan

School of Computer Science, Beijing University of Posts and Telecommunications, China
{luohaoran, ehaihong, tanling1118}@bupt.edu.cn

Abstract

In the field of representation learning on knowledge graphs (KGs), a hyper-relational fact consists of a main triple and several auxiliary attribute value descriptions, which is considered to be more comprehensive and specific than a triple-based fact. However, the existing hyper-relational KG embedding methods in a single view are limited in application due to weakening the hierarchical structure representing the affiliation between entities. To break this limitation, we propose a dual-view hyper-relational KG (DH-KG) structure which contains a hyper-relational instance view for entities and a hyper-relational ontology view for concepts abstracted hierarchically from entities to jointly model hyper-relational and hierarchical information. In this paper, we first define link prediction and entity typing tasks on DH-KG and construct two DH-KG datasets, JW44K-6K extracted from Wikidata and HTDM based on medical data. Furthermore, We propose a DH-KG embedding model DHGE, based on GRAN encoder, HGNN, and joint learning. Experimental results show that DHGE outperforms baseline models on DH-KG. We also provide an example of the application of this technology in the field of hypertension medication. Our model and datasets are publicly available¹.

1 Introduction

Modern large-scale knowledge graphs (KGs), such as Freebase (Bollacker et al., 2008) and Wikidata (Vrandečić and Krötzsch, 2014), consist of facts with entities and relations. A triple-based fact has two entities and one relation, which is usually expressed by triples of (*subject*, *relation*, *object*).

Recent researchs (Wen et al., 2016; Guan et al., 2021) suggest that many facts contain more than two entities, and Rosso et al. (2020) represents them as hyper-relational facts. Unlike triples, a

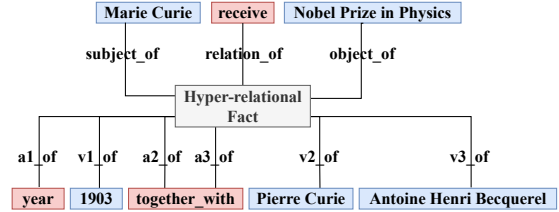


Figure 1: Hyper-relational Structure.

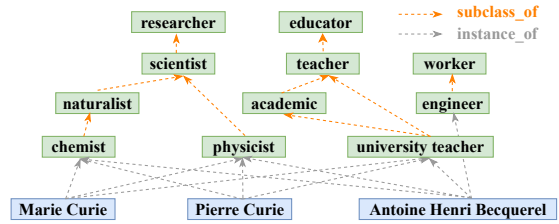


Figure 2: Hierarchical Structure.

hyper-relational fact is composed of one main triple (s,r,o) and several auxiliary attribute-value descriptions $\{(a_i : v_i)\}$. For example, *Marie Curie received Nobel Prize in Physics in 1903 together with Pierre Curie and Antoine Henri Becquerel*, can be expressed as a hyper-relational fact: (*Marie Curie*, *receive*, *Nobel Prize in Physics*, *year*, *1903*, *together_with*, *Pierre Curie*, *together_with*, *Antoine Henri Becquerel*) as shown in Figure 1.

However, because of the consideration of auxiliary information, the hyper-relational structure weakens the important hierarchical structure in KGs. As pointed out by Zhou et al. (2021), the KG hierarchical structure consists of triple-based facts with hierarchical relations such as "instance_of" and "subclass_of". For example, (*Marie Curie*, instance_of, *chemist*) and (*chemist*, subclass_of, *naturalist*) respectively represent the affiliation between entity *Marie Curie* and concept *chemist* and the affiliation between concept *chemist* and more abstract concept *naturalist* as shown in Figure 2.

*Corresponding author.

¹<https://github.com/LHRLAB/DHGE-master>

Dual-view Hyper-relational KG:

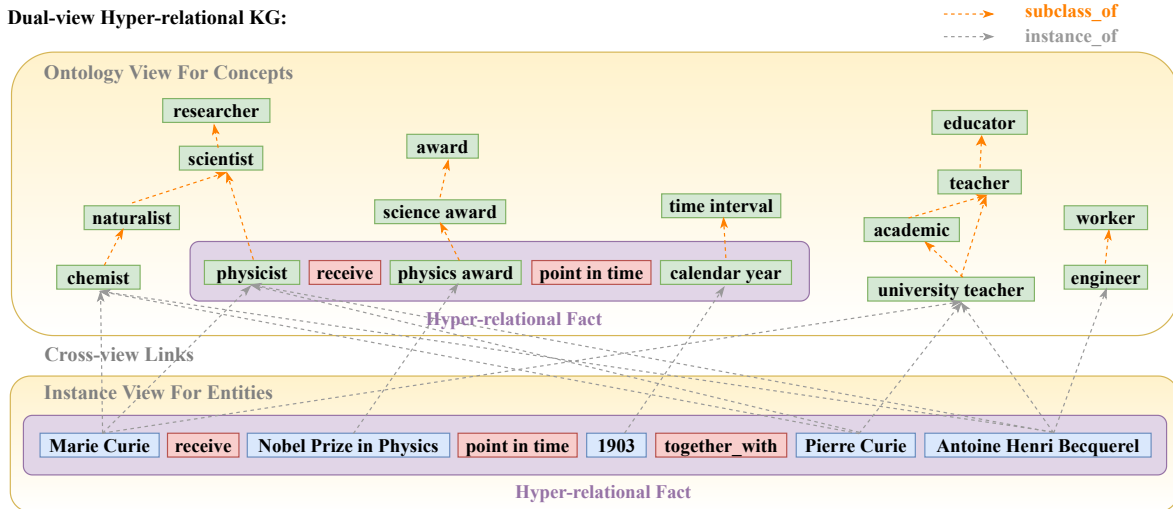


Figure 3: Dual-view Hyper-Relational KG Structure

In the real-world KGs, hierarchical relations and hyper-relations are two important relations that describe knowledge facts. However, there is no research on jointly modeling the two relations, which makes the application of the hyper-relational KG embedding methods greatly limited. Our work mainly focuses on breaking this limitation.

In this paper, we first define the structure of dual-view hyper-relational KG (DH-KG) as Figure 3, which consists of a hyper-relational instance view for specific entities and a hyper-relational ontology view for concepts abstracted hierarchically from the entities. The two views are connected by cross-view links, linking entities and corresponding concepts. Based on this structure, we construct two DH-KG datasets JW44K-6K extracted from Wikidata (Vrandečić and Krötzsch, 2014) and HTDM based on medical data about hypertension and declare the construction method of the datasets.

We also propose the first model DHGE that can jointly model hyper-relational facts and dual-view hierarchical information. DHGE utilizes the GRAN encoder (Wang et al., 2021), hypergraph neural network (Feng et al., 2019), and joint learning to complete the hyper-relational KG link prediction task within two views, and the cross-view linked entity typing task. We have conducted extensive experiments comparing our model with other models and analyzed the results. Our model has a good performance on JW44K-6K. Besides, we provide an example of the application in the field of hypertension on HTDM.

Our main contributions are summarized as fol-

lows:

- We define the structure of DH-KG, the link prediction and entity typing tasks on DH-KGs.
- We construct the DH-KG datasets, JW44K-6K and HTDM.
- We propose the first DH-KG embedding model, DHGE, that can jointly model hyper-relational facts and hierarchical information.
- We carry out a series of experiments and comparative analysis to verify that our model performs well on DH-KGs.
- We provide an example of applying this technology in the field of hypertension medication.

2 Related Work

2.1 Knowledge Graph Datasets

Knowledge graph (KG) datasets are generally sub-graphs extracted from large KGs, which can be summarized in the following four forms.

Single-view Triple-based KG Datasets. The original KG datasets are in the form of single-view triples such as FB15K, FB15K-237 (Bordes et al., 2013) from Freebase, and WN18, WN18RR (Bordes et al., 2013) from Wordnet.

Single-view Hyper-relational KG Datasets. To represent the hyper-relational facts, JF17K (Wen et al., 2016), WikiPeople (Guan et al., 2021), WD50K (Galkin et al., 2020), and other datasets

extend the triplet paradigm to a hyper-relational paradigm, but still in a single view.

Dual-view Triple-based KG Datasets. For better considering the hierarchical information between entities and concepts, YAGO26K-906, DB111K-174 (Hao et al., 2019), and KACC (Zhou et al., 2021) adopt the dual-view structure, but they are still limited to the triple form.

Dual-view Hyper-relational KG Datasets. Our proposed DH-KG datasets, JW44K-6K and HTDM, contain high-quality instance and ontology views with hyper-relational facts and are rich in cross-view links. To our best knowledge, JW44K-6K is currently the only DH-KG dataset that is closest to real-world facts while HTDM is the only DH-KG dataset for medical application.

2.2 Knowledge Graph Embedding Methods

The knowledge graph embedding (KGE) methods determine the performance of the knowledge representation, which can be summarized in the following four categories.

Single-view Triple-based KGE Methods. Traditional KGE methods mainly model triples on a single view, such as translation models (Bordes et al., 2013; Sun et al., 2019), tensor factorization base models (Balazevic et al., 2019), and neural models (Dettmers et al., 2018).

Single-view Hyper-relational KGE Methods. Some methods, such as m-TransH (Wen et al., 2016) and NaLP (Guan et al., 2021), extend the triple-based paradigm with binary-relations to multiple-relations. HINGE (Rosso et al., 2020), StarE (Galkin et al., 2020), and GRAN (Wang et al., 2021) utilize a hyper-relational paradigm to model multiple-relations in a single view.

Dual-view Triple-based KGE Methods. Models such as JOIE (Hao et al., 2019) and HyperKA (Sun et al., 2020) can jointly model the information in dual-view to simultaneously model hierarchical and logical information, but they also cannot model hyper-relational facts.

Dual-view Hyper-relational KGE Methods. The model we propose, DHGE, extends hyper-relational KG embedding to a dual-view structure. To our best knowledge, DHGE is currently the only KGE model that can jointly model dual-view hierarchical relations and hyper-relational facts. DHGE achieves good results in hyper-relational prediction and entity typing tasks.

3 Problem Statement

In this section, we present the formalization of dual-view hyper-relational KG (DH-KG) and the definition of link prediction and entity typing tasks.

Formalization of DH-KG. DH-KG contains two sub-views and cross-view links $\{\mathcal{G}_I, \mathcal{G}_O, \mathcal{H}_S\}$. The instance view $\mathcal{G}_I = \{\mathcal{E}_I, \mathcal{R}_I, \mathcal{H}_I\}$ consists of an instance entity set \mathcal{E}_I , an instance relation set \mathcal{R}_I and an instance hyper-relational fact set $\mathcal{H}_I = \{((s^I, r^I, o^I), \{(a_i^I : v_i^I)\}_{i=1}^m) | s^I, o^I, v_1^I, \dots, v_m^I \in \mathcal{E}_I, r^I, a_1^I, \dots, a_m^I \in \mathcal{R}_I\}$, where (s, r, o) represents the main triple, $\{(a_i^I : v_i^I)\}_{i=1}^m$ represents m auxiliary attribute-value pairs. Similarly, the ontology view $\mathcal{G}_O = \{\mathcal{C}_O, \mathcal{R}_O, \mathcal{H}_O\}$ consists of an ontology concept set \mathcal{C}_O , an ontology relation set \mathcal{R}_O and an ontology hyper-relational fact set $\mathcal{H}_O = \{((s^O, r^O, o^O), \{(a_i^O : v_i^O)\}_{i=1}^m) | s^O, o^O, v_1^O, \dots, v_m^O \in \mathcal{C}_O, r^O, a_1^O, \dots, a_m^O \in \mathcal{R}_O\}$. The set of cross-view links $\mathcal{H}_S = \{(h_S, \text{instance_of}, t_S)\}$ is a set of hyper-relational facts without auxiliary attribute-value pairs, where $h_S \in \mathcal{E}_I, t_S \in \mathcal{C}_O$.

Link prediction (LP) on DH-KG. The purpose of hyper-relational LP task is to predict missing elements from hyper-relation facts $((s, r, o), \{(a_i : v_i)\}_{i=1}^m)$. Missing elements can be entities $\in \{s, o, v_1, \dots, v_m\}$ or relations $\in \{r, a_1, \dots, a_m\}$. On DH-KG, \mathcal{G}_I LP and \mathcal{G}_O LP are hyper-relational LP in the instance and ontology view respectively.

Entity typing (ET) on DH-KG. The ET task attempts to predict the associated concepts of some given entity. On DH-KG, the ET task is to predict tail of $(h, \text{instance_of}, t)$ in cross-view links, where $h \in \mathcal{E}_I, t \in \mathcal{C}_O$.

4 Dataset Construction

In this section, we introduce the construction method and data statistics and analysis of two DH-KG datasets, JW44K-6K and HTDM.

4.1 JW44K-6K Dataset

JW44K-6K is a DH-KG dataset extracted from Wikidata (Vrandečić and Krötzsch, 2014). It consists of 44K instance-view entities and 6K ontology-view concepts, with rich cross-view links and intra-view hyper-relational facts. The construction of the JW44K-6K dataset can be divided into four steps, and the algorithm is in Appendix A.

Step1. Instance-view entity filtering. A hyper-relational KG dataset WD50K, proposed by Galkin et al., 2020, is extracted from Wikidata, containing

Category	Dataset	The Instance View					The Ontology View					# Cross-links
		# Entities	# Rels	# Facts	Arity	#[A>2]Facts(%)	# Concepts	# Rels	# Facts	Arity	#[A>2]Facts(%)	
ST-KGs	FB15K	14,951	1,345	582,213	2	-	-	-	-	-	-	-
	FB15K-237	14,541	237	310,116	2	-	-	-	-	-	-	-
	WN18	40,943	18	151,442	2	-	-	-	-	-	-	-
	WN18RR	40,943	11	93,003	2	-	-	-	-	-	-	-
SH-KGs	JF17K	28,645	322	100,947	2-6	46,320(45.9%)	-	-	-	-	-	-
	Wikipedia	34,839	375	369,866	2-9	9,482(2.6%)	-	-	-	-	-	-
	WD50K	47,156	532	236,507	2-7	32,167(13.6%)	-	-	-	-	-	-
DT-KGs	YAGO26K-906	26,078	34	390,738	2	-	906	30	8,962	2	-	9,962
	DB111K-174	111,762	305	863,643	2	-	174	20	763	2	-	99,748
	KACC-M	99,615	209	662,650	2	-	6,685	30	15,616	2	-	123,342
DH-KGs	JW44K-6K	44,342	630	514,822	2-10	50,869(9.9%)	6,589	141	17,667	2-7	155(0.9%)	61,874
	HTDM	1,297	45	208	7-45	208(100%)	266	19	470	2-10	296(63.0%)	469

Table 1: Data statistics of datasets of ST-KGs, SH-KGs, DT-KGs and DH-KGs.

50K entities. We take the entities of WD50K as the instance-view entity set \mathcal{E}_I . We take \mathcal{E}_I as the head entity set, find the corresponding tail entity set T through the relation "instance_of" in Wikidata, and update \mathcal{E}_I to $\mathcal{E}_I - \mathcal{E}_I \cap T$, thereby filtering out conceptual entities. The filtered \mathcal{E}_I has 44K entities.

Step2. Ontology-view concept selection. We continue to find the tail entity set corresponding to \mathcal{E}_I through the "instance_of" relation as the ontology-view concept set \mathcal{C}_O , and consider this "instance_of" fact set as the cross-view link set \mathcal{H}_S . Then, the tail entity set Q corresponding to \mathcal{C}_O is found through the "subclass_of" relation, and \mathcal{C}_O is updated to $\mathcal{C}_O \cup Q$ to obtain deeper concepts of the existing concepts of the ontology view. We repeat this operation until there are no deeper concepts to finish \mathcal{C}_O .

Step3. Extract the hyper-relational facts from the two views respectively. We extract the hyper-relational fact set \mathcal{H}_I , where all entities and auxiliary values in extracted facts are from \mathcal{E}_I . Then we extract the hyper-relation \mathcal{H}_O in the ontology layer concept set, where all concepts and auxiliary values in extracted facts are from \mathcal{C}_O .

Step4. Dataset synthesis. We extract relation set from \mathcal{H}_I , \mathcal{H}_O as \mathcal{R}_I , \mathcal{R}_O and construct the instance view $\mathcal{G}_I = \{\mathcal{E}_I, \mathcal{R}_I, \mathcal{H}_I\}$ and the ontology view $\mathcal{G}_O = \{\mathcal{E}_O, \mathcal{R}_O, \mathcal{H}_O\}$. Finally, we get a DH-KG dataset JW44K-6K, $\{\mathcal{G}_I, \mathcal{G}_O, \mathcal{H}_S\}$.

4.2 HTDM Dataset

HTDM is a hypertensive disease medication DH-KG dataset consisting of an ontology view composed of medical knowledge and an instance view composed of real cases. In Appendix B, we give a detailed description of the construction of HTDM.

Split Dataset	\mathcal{H}_I	\mathcal{H}_O	\mathcal{H}_S	
JW44K-6K	All	514,822	17,667	61,874
	Train	412,477	14,130	49,517
	Valid	51,129	1,761	6,178
	Test	51,152	1,774	6,178
HTDM	All	208	470	469
	Train	166	376	375
	Valid	21	47	47
	Test	21	47	47

Table 2: Data Statistics for Dataset Partition of two DH-KG datasets, JW44K-6K and HTDM.

Task	Train	Valid	Test
\mathcal{G}_I LP	$\mathcal{H}_I^{Train} \cup \mathcal{H}_O^{Train} \cup \mathcal{H}_S^{Train}$	\mathcal{H}_I^{Valid}	\mathcal{H}_I^{Test}
\mathcal{G}_O LP	$\mathcal{H}_I^{Train} \cup \mathcal{H}_O^{Train} \cup \mathcal{H}_S^{Train}$	\mathcal{H}_O^{Valid}	\mathcal{H}_O^{Test}
ET	$\mathcal{H}_I^{Train} \cup \mathcal{H}_O^{Train} \cup \mathcal{H}_S^{Train}$	\mathcal{H}_S^{Valid}	\mathcal{H}_S^{Test}

Table 3: The usage of dataset partition in instance-view LP, ontology-view LP, and ET tasks of DH-KG.

It aims to solve the problem of medicine recommendation for hypertension patients.

4.3 Dataset Analysis

Data statistics of JW44K-6K and HTDM dataset are shown in Table 1. We divide the datasets into the training set, validation set, and test set according to 8:1:1 respectively as shown in Table 2. When performing LP and ET on DH-KG, the sets we use are as follows in Table 3.

We can observe that JW44K and HTDM, as DH-KG datasets, both containing hyper-relational facts and use dual-view to represent hierarchical structure, are more comprehensive than other datasets. The JW44K-6K dataset has a larger volume than HTDM, but HTDM is a medical data dataset and contains hyper-relational data with greater arity.

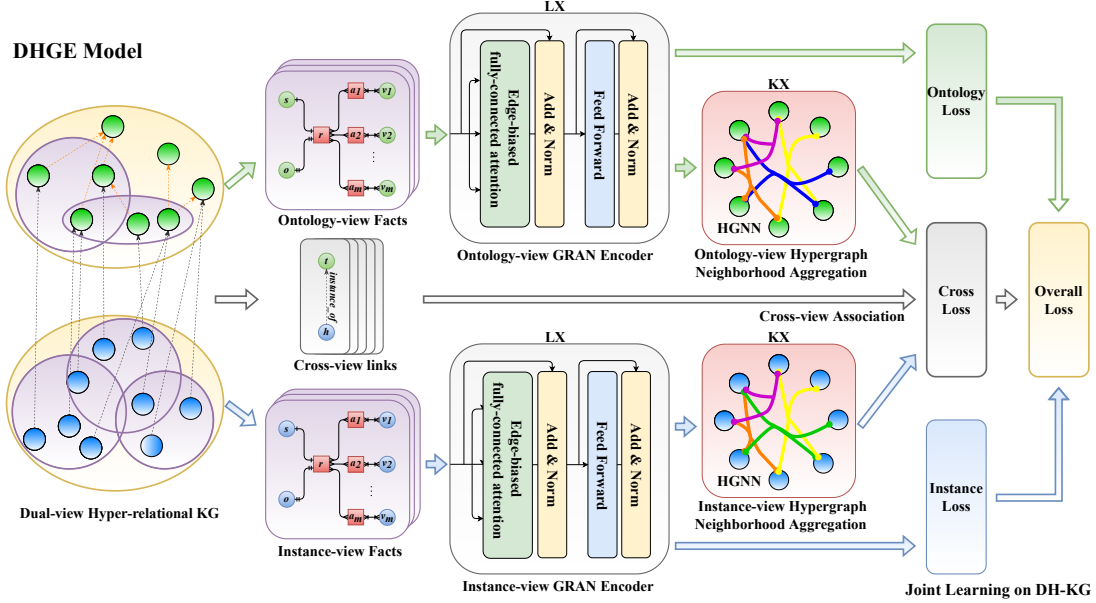


Figure 4: DHGE Model

5 DHGE Model

For representation learning in DH-KG, we propose the first DH-KG embedding model DHGE, which consists of intra-view GRAN encoder, cross-view association and joint learning on DH-KG.

5.1 Intra-view GRAN Encoder

For intra-view hyper-relation learning, we use the GRAN learning method (Wang et al., 2021) to update embedding, then predict the entity or relation embedding in masked position, and finally calculate the intra-view loss in each view.

GRAN Learning Method. GRAN learns a hyper-relational fact $\mathcal{H} = ((s, r, o), \{(a_i : v_i)\}_{i=1}^m)$ as a heterogeneous graph, then uses the mask learning strategy to construct the input of the model. For example: $\mathcal{H} = (([MASK], r, o), \{(a_i : v_i)\}_{i=1}^m)$ is a training sample that mask the subject position. Next, GRAN uses the edge-biased fully-connected attention to learn the heterogeneous graph. We randomly embed the intra-view entity set \mathcal{V} into $\mathbf{X}^{(0)} = (x_1, \dots, x_{|\mathcal{V}|}) \in R^d$, where d is the entity embedding dimension. After learning within a batch, GRAN encoder updates all entities' embedding with hyper-relational facts. The updated node embedding after l -th layer GRAN encoder ($GRAN_E$) is:

$$\mathbf{X}^{(l)} = GRAN_E(\mathbf{X}^{(l-1)}), \quad (1)$$

where $\mathbf{X}^{(l)} \in R^d$ is the output result of the l -th

layer $l = 1, \dots, L$. The details of the GRAN learning method are described in Appendix C.

Intra-view Loss. We utilize L -layer GRAN encoder for node embedding update at instance layer and ontology layer, respectively. After getting the updated node, we take out the node embedding $\mathbf{h} \in R^d$ corresponding to [MASK], and perform a two-layer linear layer operation,

$$\mathbf{p} = \text{SOFTMAX} \left(\mathbf{W}_2^\top (\mathbf{W}_1 \mathbf{h} + \mathbf{b}_1) + \mathbf{b}_2 \right), \quad (2)$$

where $\mathbf{W}_2 \in R^{|\mathcal{V}| \times d}$ shares parameters with the input embedding matrix, and $\mathbf{W}_1 \in R^{d \times d}$, $\mathbf{b}_1 \in R^d$, and $\mathbf{b}_2 \in R^d$ are freely learnable parameters, $\mathbf{p} \in R^{|\mathcal{V}|}$ is the prediction score of all entities in intra-view. Finally, the cross-entropy with label smoothing between the prediction and the label is calculated as the intra-view training loss:

$$\mathcal{L}_{intra} = \sum_t y_t \log p_t, \quad (3)$$

where p_t is the t -th entry of the prediction p , and y_t is the t -th entry of the label y .

Therefore, the loss obtained at the instance layer is recorded as $\mathcal{L}_{intra}^{\mathcal{G}_I}$, and the loss obtained at the ontology layer is recorded as $\mathcal{L}_{intra}^{\mathcal{G}_O}$.

5.2 Cross-view Association

After learning with intra-view GRAN encoder in each view, we propose to use hypergraph neighborhood aggregation, and cross-view loss function to complete the cross-view association.

Hypergraph Neighborhood Aggregation. Because of the existence of two or more arity hyper-relational facts, each view of DH-KG can be regarded as a hypergraph $\mathcal{G}_H = (\mathcal{V}, \mathcal{E})$ composed of entity nodes and hyper-edges among them. In order to combine the information of the two views, we first use HGNN (Feng et al., 2019) to aggregate the node information with hyper-edges. Through the GRAN encoder before, we have obtained all node embedding $\mathbf{U}^{(0)} = (u_1, \dots, u_n) = \mathbf{X}^{(L)} \in R_d$ as the input of HGNN. The message passing process of our HGNN from layer $(k-1)$ to layer k is defined as follows:

$$\mathbf{W}_H = \mathbf{D}_v^{-1/2} \mathbf{H} \mathbf{D}_e^{-1} \mathbf{H}^\top \mathbf{D}_v^{-1/2}, \quad (4)$$

$$\mathbf{U}^{(k)} = \mathbf{U}^{(k-1)} + \sigma \left(\mathbf{W}_H \mathbf{U}^{(k-1)} \Theta^{(k)} + \mathbf{b}^{(k)} \right), \quad (5)$$

where $\Theta^{(k)} \in R_{|\mathcal{V}| \times |\mathcal{V}|}$ is the transformation matrix, and $\mathbf{b}^{(k)} \in R_{|\mathcal{V}|}$ is the bias vector of the k th layer. σ is an activation function. $\mathbf{H} \in R_{|\mathcal{V}| \times |\mathcal{E}|}$ is the association matrix of the knowledge hypergraph, $\mathbf{D}_v \in R_{|\mathcal{V}|}$ is the degree of the node, $\mathbf{D}_e \in R_{|\mathcal{E}|}$ is the degree of the hyperedge. $\mathbf{U}^{(k)} \in R^d$ is the output result of the k -th layer $k = 1, \dots, K$. To further benefit from relational transformation, we combine the input and output representations $\mathbf{U} = \mathbf{U}^{(0)} + \mathbf{U}^{(K)}$ as the final embedding.

Cross-view Loss. After Hypergraph Neighborhood Aggregation on the instance layer and the ontology layer respectively, we obtain $\mathbf{U}^{\mathcal{G}_I}$ and $\mathbf{U}^{\mathcal{G}_O}$. According to the cross-view link set H_S , the embedding of the head entity h_S is in the embedding space of the instance view, denoted as $\mathbf{U}^{\mathcal{G}_I}(h_S)$, and the embedding of the tail entity t_S is in the ontology view embedding space, denoted as $\mathbf{U}^{\mathcal{G}_O}(t_S)$. We map the head entity set to the same ontology view embedding space as the tail entity through the mapping operation:

$$f(\mathbf{U}^{\mathcal{G}_I}(h_S)) = \mathbf{W}_{map}(\mathbf{U}^{\mathcal{G}_I}(h_S)) + \mathbf{b}_{map}, \quad (6)$$

and design the cross-link loss function as follow:

$$\mathcal{L}_{\text{Cross}} = \frac{1}{|\mathcal{H}_S|} \sum_{(h_S, t_S) \in \mathcal{H}_S \wedge (h_S, t'_S) \notin \mathcal{H}_S} \left[\gamma + \left\| f(\mathbf{U}^{\mathcal{G}_I}(h_S)) - \mathbf{U}^{\mathcal{G}_O}(t_S) \right\|_2 - \left\| f(\mathbf{U}^{\mathcal{G}_I}(h_S)) - \mathbf{U}^{\mathcal{G}_O}(t'_S) \right\|_2 \right], \quad (7)$$

where we use the 2-norm function to calculate the distance deviation of entities and concepts under

the same embedding space, and t'_S is the negative example of t_S , and γ is a parameter of margin.

5.3 Joint Learning on DH-KG

We combine the training losses of the instance view, ontology view and cross-view link set to design a joint learning loss:

$$\mathcal{L}_{\text{overall}} = \mathcal{L}_{\text{Intra}}^{\mathcal{G}_I} + \mathcal{L}_{\text{Intra}}^{\mathcal{G}_O} + \omega \cdot \mathcal{L}_{\text{Cross}}, \quad (8)$$

and we adopt Adam optimizer to optimize the three losses alternately, where ω distinguishes the learning rate of intra-view loss and cross-view loss to realize joint learning on DH-KG.

6 Experiments

In this part, we will evaluate our proposed model DHGE with the tasks of link prediction (LP), entity typing (ET) and hypertension disease medicine prediction (MP, MCP), respectively. We introduce our experimental setup, followed by experimental results and thoughts on future directions.

6.1 Experimental Setup

6.1.1 Datasets

Our experiments are done on two DH-KG datasets, JW44K-6K and HTDM, proposed above in this paper. On JW44K-6K, we evaluate on the LP and ET task on DH-KGs. On HTDM, we only perform entity prediction of the object position in the instance view to simulate the prediction of the doctor's medication for real hypertensive patients.

6.1.2 Baselines

We compare DHGE with the following representative KG embedding (KGE) methods. The first category is Single-view Triple-based KGE Methods (ST-KGE) which ignore the auxiliary attribute-value pairs of the hyper-relational facts, and treat the dual view as a single view for the experiment. We choose **TransE** (Bordes et al., 2013), **RotatE** (Sun et al., 2019), **TuckER** (Balazevic et al., 2019), **AttH** (Chami et al., 2020). The second category is Single-view Hyper-relational KGE Methods (SH-KGE) that treats facts as a hyper-relational paradigm in a single view. We choose **HINGE** (Rosso et al., 2020), **StarE** (Galkin et al., 2020), **GRAN** (Wang et al., 2021). The third category is Dual-view Triple-based KGE Methods (DT-KGE) which can learn dual-view information, but facts are also triple-based. We choose **JOIE** (Hao et al., 2019), **HyperKA** (Sun et al., 2020).

Category	Model	JW44K-6K: \mathcal{G}_I Link Prediction								JW44K-6K: \mathcal{G}_O Link Prediction							
		Entity Prediction				Relation Prediction				Entity Prediction				Relation Prediction			
		MRR	H@1	H@3	H@10	MRR	H@1	H@3	H@10	MRR	H@1	H@3	H@10	MRR	H@1	H@3	H@10
ST-KGE	TransE	0.197	0.091	0.248	0.404	-	-	-	-	0.094	0.027	0.135	0.255	-	-	-	-
	RotatE	0.243	0.152	0.280	0.425	-	-	-	-	0.162	0.051	0.209	0.298	-	-	-	-
	TuckER	0.296	0.221	0.330	0.435	-	-	-	-	0.182	0.077	0.161	0.278	-	-	-	-
	AttH	0.245	0.170	0.271	0.384	-	-	-	-	0.137	0.056	0.159	0.309	-	-	-	-
SH-KGE	HINGE	0.227	0.161	0.255	0.354	0.849	0.763	0.930	0.978	0.113	0.064	0.137	0.206	0.591	0.421	0.722	0.885
	StarE	0.314	0.233	0.350	0.469	-	-	-	-	0.150	0.084	0.169	0.307	-	-	-	-
	GRAN	0.444	0.380	0.477	0.562	0.948	0.920	0.974	0.990	0.209	0.153	0.230	0.314	0.718	0.609	0.803	0.893
DT-KGE	JOIE	0.181	0.108	0.218	0.315	-	-	-	-	0.124	0.077	0.140	0.215	-	-	-	-
	HyperKA	0.164	0.083	0.192	0.302	-	-	-	-	0.103	0.062	0.118	0.182	-	-	-	-
DH-KGE	DH w/o GE	0.044	0.022	0.051	0.081	0.193	0.091	0.193	0.414	0.015	0.005	0.013	0.030	0.709	0.595	0.793	0.856
	DH w/o HGA	0.450	0.382	0.485	0.573	0.955	0.930	0.978	0.990	0.219	0.175	0.237	0.301	0.696	0.624	0.751	0.807
	DH w/o JL	0.446	0.377	0.482	0.574	0.953	0.928	0.977	0.989	0.216	0.168	0.235	0.307	0.714	0.639	0.773	0.829
	DHGE	0.453	0.388	0.486	0.575	0.958	0.932	0.982	0.994	0.227	0.180	0.242	0.320	0.745	0.670	0.807	0.916

Table 4: Results of Link Prediction on JW44K-6K.

6.1.3 Ablations

As a Dual-view Hyper-relational KGE Method (DH-KGE), **DHGE** contains three modules: intra-layer GRAN encoder, HGNN neighbor information aggregation and joint learning, we ignore these three modules respectively to form three ablation models: **DHGE w/o GE**, **DHGE w/o HGA**, **DHGE w/o JL** for ablation study.

6.1.4 Evaluation Matrices

For task of LP and ET, we choose mean reciprocal rank (MRR) and hits at 1, 3, and 10 (H@1, H@3, H@10) evaluation indicators introduced by [Bordes et al. \(2013\)](#). For Medicine Prediction (MP, MCP) on HTDM, we cancel the H@10 indicator for the requirement of high accuracy.

6.1.5 Hyperparameters and Environment

Since hyperparameters are sensitive to experimental results, we unify the embedding dimension to 256 and training epoch to 100 for all baselines and ablations and keep other hyperparameters unchanged from the original paper code, which are shown in Appendix D. All experiments are done on an 11GB GeForce GTX 1080 Ti GPU.

6.2 Main Results and Analysis

In this experiment, we compare the LP and ET results of DHGE with all baselines and ablations.

6.2.1 Link Prediction

Link prediction (LP) is the task of predicting missing facts based on existing elements in the KG. We have defined the LP task on DH-KG above, which includes entity and relation prediction of the instance and ontology view respectively. We get the

following conclusions by comparing DHGE with baselines and ablations in Table 4.

Comparison with ST-KGE. DHGE outperforms ST-KGE model in JW44K-6K LP by a large margin because triple-based embedding methods are inherently unable to model auxiliary attribute-value pairs of hyper-relational facts or hierarchical information, which greatly reduces the effect of LP.

Comparison with SH-KGE. The intra-view LP task results of DHGE are generally higher than that of SH-KGE, because cross-view links make the embedding in one view influence and guide the embedding in another view to be more accurate.

Comparison with DT-KGE. The intra-view LP task results of JOIE and HyperKA are very low, even lower than the results of ST-KGE models, because they are triple-based KGE methods and focus more on the ET task across views.

Comparison with DH-KGE ablation model. The performance of all ablations degrades, which indicates that GRAN Encoder, Hypergraph Neighbourhood Association and Joint Learning are all useful in LP and GRAN Encoder plays the most important role.

Comparison between instance view and ontology view results. The LP results of the ontology view are much lower than that of the instance view, indicating that the LP of the ontology view is more difficult, because it is difficult for humans to predict and understand the facts between concepts.

Comparison between entity prediction and relation prediction results. The accuracy of relation prediction is much higher than that of entity prediction, because there are fewer relations than entities and relations can be trained more times.

Category	Model	JW44K-6K: Entity Typing			
		MRR	H@1	H@3	H@10
ST-KGE	TransE	0.085	0.031	0.102	0.204
	RotatE	0.362	0.293	0.390	0.495
	TuckER	0.405	0.350	0.429	0.501
	AttH	0.416	0.348	0.448	0.539
SH-KGE	HINGE	0.109	0.062	0.132	0.198
	StarE	0.380	0.321	0.404	0.479
	GRAN	0.422	0.343	0.460	0.571
DT-KGE	JOIE	0.603	0.535	0.645	0.773
	HyperKA	0.692	0.626	0.736	0.798
DH-KGE	DHGE w/o GE	0.492	0.380	0.560	0.695
	DHGE w/o HGA	0.662	0.627	0.675	0.702
	DHGE w/o JL	0.428	0.332	0.468	0.613
	DHGE	0.690	0.637	0.726	0.805

Table 5: Results of Entity Typing on JW44K-6K.

6.2.2 Entity Typing

Entity typing (ET) is dedicated to predicting possible missing entity type in KGs. In this paper, we define the ET task on DH-KG, that is, to correspond the concepts in the ontology view with the entities in the instance view. We compare DHGE with baselines and ablations in Table 5, and then obtain the following conclusions .

Comparison with ST-KGE and SH-KGE. These two KGE methods are based on a single view for entity prediction tasks. DHGE with cross-view learning is much better than the single-view model in the ET task because of cross-view learning.

Comparison with DT-KGE. The performance of models of DT-KGE is close to that of DHGE. Because JW44K-6K has rich hierarchical information, DT-KGE models still have good performance though they are triple-based.

Comparison with DH-KGE ablation model. The ablation model without joint training has the worst performance in entity typing task, indicating joint training is the most important part in ET task because of rich cross-view links on DH-KG.

6.2.3 Hypertension Medicine Prediction

Here, we present an example of an application of DH-KGs in the medical domain, namely the medication prediction task for patients with hypertension diseases. We divide it into two experiments, specific medication prediction (MP) and medication class prediction (MCP) introduced in Appendix B. The essence of these two experiments is to do the LP task of the hyper-relational tail entity position of the instance view and realize the prediction through the joint learning of the DH-KG.

In the prediction results of HTDM as shown in Table 6, we observe that the comparison be-

Category	Model	HTDM: MP			HTDM: MCP		
		MRR	H@1	H@3	MRR	H@1	H@3
ST-KGE	TransE	0.041	0.006	0.047	0.224	0.142	0.428
	RotatE	0.074	0.023	0.095	0.469	0.180	0.519
	TuckER	0.213	0.075	0.214	0.579	0.419	0.642
	AttH	0.170	0.071	0.190	0.526	0.357	0.576
SH-KGE	HINGE	0.189	0.084	0.189	0.624	0.571	0.642
	StarE	0.224	0.095	0.285	0.637	0.571	0.667
	GRAN	0.374	0.238	0.428	0.679	0.633	0.857
DT-KGE	JOIE	0.073	0.014	0.090	0.361	0.181	0.514
	HyperKA	0.062	0.013	0.072	0.323	0.119	0.461
DH-KGE	DH w/o GE	0.274	0.095	0.381	0.559	0.285	0.809
	DH w/o HGA	0.306	0.238	0.333	0.668	0.476	0.857
	DH w/o JL	0.301	0.190	0.333	0.628	0.428	0.761
	DHGE	0.445	0.381	0.572	0.772	0.667	0.905

Table 6: Results of Medicine Prediction on HTDM.

tween the results of the DHGE model with the baseline and the ablation model is consistent with the instance-view link prediction. The MP and MCP results of DHGE are significantly higher than baselines and ablations. DHGE’s MCP Hits@1 can reach 0.667, Hits@3 can reach 0.905, which shows the good application prospect of DHGE.

6.3 Future Directions

DH-KG embedding is a novel topic that is more in line with real-world relations. We will propose several promising future work directions such as introduction of hyperbolic space, multi-layer hyper-relational embedding, combination with multimodal information and the perfection of application in the medical field as shown in Appendix E.

7 Conclusion

In this paper, we mainly focus on the problem of hyper-relational embedding with dual-view hierarchical structure. We define the tasks of link prediction and entity typing tasks for dual-view hyper-relational KGs, construct dual-view hierarchical KG datasets JW44K-6K, HTDM, and propose a KG embedding model DHGE that can capture both hyper-relational information and hierarchical information. The model DHGE is compared with known related models and has a good performance. Moreover, we share an example of applying this technology in the field of hypertension medication and give directions for future work.

Acknowledgements

This work is supported by the National Science Foundation of China (Grant No.62176026, Grant No.61902034) and Beijing Natural Science Foundation (L191012).

References

- Ivana Balazevic, Carl Allen, and Timothy M. Hospedales. 2019. [Tucker: Tensor factorization for knowledge graph completion](#). In *Proceedings of the 2019 Conference on Empirical Methods in Natural Language Processing and the 9th International Joint Conference on Natural Language Processing, EMNLP-IJCNLP 2019, Hong Kong, China, November 3-7, 2019*, pages 5184–5193. Association for Computational Linguistics.
- Kurt D. Bollacker, Colin Evans, Praveen K. Paritosh, Tim Sturge, and Jamie Taylor. 2008. [Freebase: a collaboratively created graph database for structuring human knowledge](#). In *Proceedings of the ACM SIGMOD International Conference on Management of Data, SIGMOD 2008, Vancouver, BC, Canada, June 10-12, 2008*, pages 1247–1250. ACM.
- Antoine Bordes, Nicolas Usunier, Alberto García-Durán, Jason Weston, and Oksana Yakhnenko. 2013. [Translating embeddings for modeling multi-relational data](#). In *Advances in Neural Information Processing Systems 26: 27th Annual Conference on Neural Information Processing Systems 2013. Proceedings of a meeting held December 5-8, 2013, Lake Tahoe, Nevada, United States*, pages 2787–2795.
- Ines Chami, Adva Wolf, Da-Cheng Juan, Frederic Sala, Sujith Ravi, and Christopher Ré. 2020. [Low-dimensional hyperbolic knowledge graph embeddings](#). In *Proceedings of the 58th Annual Meeting of the Association for Computational Linguistics, ACL 2020, Online, July 5-10, 2020*, pages 6901–6914. Association for Computational Linguistics.
- Tim Dettmers, Pasquale Minervini, Pontus Stenetorp, and Sebastian Riedel. 2018. [Convolutional 2d knowledge graph embeddings](#). In *Proceedings of the Thirty-Second AAAI Conference on Artificial Intelligence, (AAAI-18), the 30th Innovative Applications of Artificial Intelligence (IAAI-18), and the 8th AAAI Symposium on Educational Advances in Artificial Intelligence (EAAI-18), New Orleans, Louisiana, USA, February 2-7, 2018*, pages 1811–1818. AAAI Press.
- Yifan Feng, Haoxuan You, Zizhao Zhang, Rongrong Ji, and Yue Gao. 2019. [Hypergraph neural networks](#). In *The Thirty-Third AAAI Conference on Artificial Intelligence, AAAI 2019, The Thirty-First Innovative Applications of Artificial Intelligence Conference, IAAI 2019, The Ninth AAAI Symposium on Educational Advances in Artificial Intelligence, EAAI 2019, Honolulu, Hawaii, USA, January 27 - February 1, 2019*, pages 3558–3565. AAAI Press.
- Mikhail Galkin, Priyansh Trivedi, Gaurav Maheshwari, Ricardo Usbeck, and Jens Lehmann. 2020. [Message passing for hyper-relational knowledge graphs](#). In *Proceedings of the 2020 Conference on Empirical Methods in Natural Language Processing, EMNLP 2020, Online, November 16-20, 2020*, pages 7346–7359. Association for Computational Linguistics.
- Saiping Guan, Xiaolong Jin, Jiafeng Guo, Yuanzhuo Wang, and Xueqi Cheng. 2021. [Link prediction on n-ary relational data based on relatedness evaluation](#). *CoRR*, abs/2104.10424.
- Junheng Hao, Muhao Chen, Wenchao Yu, Yizhou Sun, and Wei Wang. 2019. [Universal representation learning of knowledge bases by jointly embedding instances and ontological concepts](#). In *Proceedings of the 25th ACM SIGKDD International Conference on Knowledge Discovery & Data Mining, KDD 2019, Anchorage, AK, USA, August 4-8, 2019*, pages 1709–1719. ACM.
- Paolo Rosso, Dingqi Yang, and Philippe Cudré-Mauroux. 2020. [Beyond triplets: Hyper-relational knowledge graph embedding for link prediction](#). In *WWW '20: The Web Conference 2020, Taipei, Taiwan, April 20-24, 2020*, pages 1885–1896. ACM / IW3C2.
- Zejun Sun, Muhao Chen, Wei Hu, Chengming Wang, Jian Dai, and Wei Zhang. 2020. [Knowledge association with hyperbolic knowledge graph embeddings](#). In *Proceedings of the 2020 Conference on Empirical Methods in Natural Language Processing, EMNLP 2020, Online, November 16-20, 2020*, pages 5704–5716. Association for Computational Linguistics.
- Zhiqing Sun, Zhi-Hong Deng, Jian-Yun Nie, and Jian Tang. 2019. [Rotate: Knowledge graph embedding by relational rotation in complex space](#). In *7th International Conference on Learning Representations, ICLR 2019, New Orleans, LA, USA, May 6-9, 2019*. OpenReview.net.
- Denny Vrandečić and Markus Krötzsch. 2014. [Wiki-data: a free collaborative knowledgebase](#). *Commun. ACM*, 57(10):78–85.
- Quan Wang, Haifeng Wang, Yajuan Lyu, and Yong Zhu. 2021. [Link prediction on n-ary relational facts: A graph-based approach](#). In *Findings of the Association for Computational Linguistics: ACL/IJCNLP 2021, Online Event, August 1-6, 2021*, volume ACL/IJCNLP 2021 of *Findings of ACL*, pages 396–407. Association for Computational Linguistics.
- Jianfeng Wen, Jianxin Li, Yongyi Mao, Shini Chen, and Richong Zhang. 2016. [On the representation and embedding of knowledge bases beyond binary relations](#). In *Proceedings of the Twenty-Fifth International Joint Conference on Artificial Intelligence, IJCAI 2016, New York, NY, USA, 9-15 July 2016*, pages 1300–1307. IJCAI/AAAI Press.
- Jie Zhou, Shengding Hu, Xin Lv, Cheng Yang, Zhiyuan Liu, Wei Xu, Jie Jiang, Juanzi Li, and Maosong Sun. 2021. [KACC: A multi-task benchmark for knowledge abstraction, concretization and completion](#). In *Findings of the Association for Computational Linguistics: ACL/IJCNLP 2021, Online Event, August 1-6, 2021*, volume ACL/IJCNLP 2021 of *Findings of ACL*, pages 1751–1763. Association for Computational Linguistics.

A Construction of JW44K-6K dataset

The construction of JW44K-6K can be summarized as following algorithm.

Algorithm 1 Construction of JW44K-6K.

Input: Wikidata, WD50K.

Output: JW44K-6K (DH-KG dataset).

- 1: $\mathcal{E}_W, \mathcal{H}_W =$ Entity set, Fact set of Wikidata.
 - 2: Extract entity set from WD50K as \mathcal{E}_I .
 - 3: $T = \{t | (h, \text{instance_of}, t) \in \mathcal{H}_W, h, t \in \mathcal{E}_I\}$.
 - 4: Update \mathcal{E}_I to $\mathcal{E}_I - \mathcal{E}_I \cap T$.
 - 5: $\mathcal{C}_O = \{t | (h, \text{instance_of}, t) \in \mathcal{H}_W, h \in \mathcal{E}_I, t \in \mathcal{E}_W\}$
 - 6: $\mathcal{H}_S = \{(h, \text{instance_of}, t) | (h, \text{instance_of}, t) \in \mathcal{H}_W, h \in \mathcal{E}_I, t \in \mathcal{E}_W\}$.
 - 7: Flag = \mathcal{C}_O
 - 8: **while** Flag $\neq \emptyset$ **do**
 - 9: $Q = \{t | (h, \text{subclass_of}, t) \in \mathcal{H}_W, h \in \mathcal{C}_O, t \in \mathcal{E}_W\}$
 - 10: Flag = $\mathcal{C}_O \cup Q - \mathcal{C}_O$
 - 11: Update \mathcal{C}_O to $\mathcal{C}_O \cup Q$.
 - 12: $\mathcal{H}_I = \{F | F \in \mathcal{H}_W, \mathcal{E}_F \subseteq \mathcal{E}_I\}$
 - 13: $\mathcal{H}_O = \{F | F \in \mathcal{H}_W, \mathcal{E}_F \subseteq \mathcal{C}_O\}$
 - 14: Extract relation set from $\mathcal{H}_I, \mathcal{H}_O$ as $\mathcal{R}_I, \mathcal{R}_O$.
 - 15: Construct Instance View $\mathcal{G}_I = \{\mathcal{E}_I, \mathcal{R}_I, \mathcal{H}_I\}$.
 - 16: Construct Ontology View $\mathcal{G}_O = \{\mathcal{E}_O, \mathcal{R}_O, \mathcal{H}_O\}$.
 - 17: **return** $\{\mathcal{G}_I, \mathcal{G}_O, \mathcal{H}_S\}$
-

B Construction of HTDM dataset

HTDM’s construction can be divided into the following four steps.

Step1. Establish the ontology view with medical knowledge extracted from the guide. This process is completely organizing information manually by hypertension experts and students majoring in computer science and technology. The relation of ontology knowledge is divided into indications, contraindications, subclasses, instance relations, and synonymous substitution. The indications and contraindications regard diseases and drugs as the head and tail entities of the main triples respectively, and the attribute group is the numerical attribute (such as heart rate >75bpm) and text attribute (such as examination conclusion) of the patient, symptoms, other clinical concurrent diseases and drugs being taken. Synonymous substitution describes the medical concept of synonymy.

Step2. Construct the instance view with patient data. We collect the diagnosis and treatment

record information of each patient as a set of multivariate data. The head entity of the main triplet of this set of multivariate data is the patient ID, the relationship is the medication suggestion, and the tail entity is the specific medication recommended by the doctor. The key of the attribute group is represented by the patient’s medical information name (such as gender, age, historical maximum high pressure, total cholesterol, etc.), and the value is the specific value of the patient (such as male, 28 years old, 150mmhg, 5.27mmol/l, etc.). Because the clinical data of patients usually have more examination items, the number of elements of the attribute group of this data set is usually large.

Step3. Collect the cross-view links with the semi-automation. The numerical value or range of the entity with the same name in the ontology view and the instance view is within the corresponding numerical range of the ontology view. We use automation to create the corresponding cross-view link. However, because there are many instance view concepts and different names of the same concept, some knowledge cannot be linked across views through automatic matching. Under the guidance of medical students, we manually carried out some links. For example, the instance view and the ontology view represent entities with the same disease but different names, and the many-to-one attribute of the instance view and the ontology view in the numerical attribute.

Step4. Get the medicine set and medicine class set. We define the 133 entities of medicine that appear in the hierarchical structure of medicine as a medicine set, the top 8 entities of medicine class are defined as medicine class set, the prediction within medicine set is defined as a medicine prediction task (MP), and for the prediction within medicine class set is defined as a medicine class prediction task (MCP).

C GRAN Learning Method

GRAN (Wang et al., 2021) learn a hyper-relational fact as a heterogeneous graph, then use the mask learning strategy to construct the input of the model and use the edge-biased fully-connected attention to learn the heterogeneous graph.

Heterogeneous Graph representation: In the dual-view hyper-relational KG, we first adopt the method of the GRAN model encoder to separately represent the hyper-relations in the two views as heterogeneous graphs. Given a hyper-relation fact

$\mathcal{H} = ((s, r, o), \{(a_i : v_i)\}_{i=1}^m)$, we use the elements in it as nodes to construct a heterogeneous graph $\mathcal{G} = (\mathcal{V}, \mathcal{L})$. The node set consists of super relations. The entities and relations in the composition $\mathcal{V} = s, r, o, a_1, v_1, \dots, a_m, v_m$, and the edge set consists of four kinds of edges between nodes, which are 1 subject-relation edge (s, r) , 1 object-relation edge (o, r) , m relation-attribute edges $\{(r, a_i)\}_{i=1}^m$, m attribute-value edges $\{(a_i, v_i)\}_{i=1}^m$, represented by the following figure:

Mask Learning strategy: We put a hyper-relation fact $\mathcal{H} = ((s, r, o), \{(a_i : v_i)\}_{i=1}^m)$, we respectively perform mask operation on $(2m+3)$ elements in turn, then we can get $(2m+3)$ corresponding training samples, and the corresponding position of the masked element is denoted by a special token [MASK]. For example: $\mathcal{H} = (([MASK], r, o), \{(a_i : v_i)\}_{i=1}^m)$ is a training sample that mask the subject position. Different from negative sample sampling, this mask-based sampling method can not only enhance the data, but also is more suitable for learning and predicting any element in the hyper-relation facts.

Edge-biased fully-connected attention: In the learning of heterogeneous graphs, we randomly embed the node set \mathcal{V} of the heterogeneous graph $\mathcal{G} = (\mathcal{V}, \mathcal{L})$ into $(x_1, \dots, x_{|\mathcal{V}|}) \in R^{d_x}$ with a truncated Gaussian distribution as input. Then, we adopt Transformer’s multi-head fully connected attention mechanism combined with edge-aware attentive biases to update the embedding of each node of the heterogeneous graph. The updated node embedding is $(z_1^h, \dots, z_{|\mathcal{V}|}^h) \in R^{d_z}$ for $h = 1, \dots, H$. H is the number of heads and $d_x = d, d_z = d/H$.

Based on query-key-value attention, we map each input x_i to a triple of query, key, and value as $(\mathbf{W}^Q \mathbf{x}_i, \mathbf{W}^K \mathbf{x}_i, \mathbf{W}^V \mathbf{x}_i) \in R^{d_z}$ through the parameter matrix $\mathbf{W}^Q, \mathbf{W}^K, \mathbf{W}^V \in R^{d_z \times d_x}$, then we pass the following formula calculates the attention α_{ij} between every two pairs of nodes with the edge-biased keys \mathbf{e}_{ij}^K :

$$\alpha_{ij} = \frac{(\mathbf{W}^Q \mathbf{x}_i)^\top (\mathbf{W}^K \mathbf{x}_j + \mathbf{e}_{ij}^K)}{\sqrt{d_z}}. \quad (9)$$

After gaining attention, we update the embedding of each node through a softmax operation and the edge-biased values \mathbf{e}_{ij}^V :

$$\mathbf{z}_i = \sum_{j=1}^{|\mathcal{V}|} \frac{\exp(\alpha_{ij})}{\sum_{k=1}^{|\mathcal{V}|} \exp(\alpha_{ik})} (\mathbf{W}^V \mathbf{x}_j + \mathbf{e}_{ij}^V), \quad (10)$$

where \mathbf{e}_{ij}^K and \mathbf{e}_{ij}^V contain five sets of parameters, which correspond to the nodes connected with no edges and the edge bias between the four kinds of edges in heterogeneous graphs, respectively. $\mathbf{e}_k^K, \mathbf{e}_k^V \in R^{d_z}$ for $k = 0, 1, 2, 3, 4$, represent the key and value biases of this five types of edges, and are shared at each layer.

By this heterogeneous graph-based edge-biased fully-connected attention learning, we can not only perform fully-connected attention learning on hyper-relational facts, but also take into account the difference in the importance of different types of edge associations.

D HyperParameter settings

We use the following hyperparameters for all models: embedding dimension = 256 for both entity and relation, epoch = 100, learning rate = $5e-4$, batch_size = 256. Besides, for each baseline method we introduce their unique hyperparameter settings as follows.

For **TransE**, we set margin $\gamma = 1$, dissimilarity measure $d = L_1$ distance, margin-based ranking criterion as loss function and stochastic gradient descent as optimizer respectively. For **RotateE**, we adapt Adam as optimizer and negative sampling loss function. Besides, we set Negative samples = 128, self adversarial sampling temperature = 0.5 and fixed margin $\gamma = 12$. For **TuckER**, we set decay rate = 0.99, label smoothing rate = 0., dropout values applied on the {subject entity embedding, relation matrix, and subject entity embedding} = {0.2, 0.2, 0.3}, Bernoulli negative log-likelihood loss function and Adam optimizer. For **AttH**, we adapt Adagrad optimizer, full cross-entropy loss function with uniform negative sampling as loss function and negative samples = 50.

For **HINGE**, we set number of filters in both CNNs = 400, softplus loss as loss function and similarly to RotaE and TuckER: Adam optimizer. For **StarE**, we set binary cross entropy loss with Adam optimizer, STARE layers = 2, $\Phi_a = \Phi_r =$ rotate function, weighted sum $\alpha = [0.0, 1.0]$ step 0.1, equals aggregation = sum, dropout = 0.3 and label smoothing = 0.1. For **GRAN**, we adapt cross-entropy as loss function and Adam optimizer. Besides, we set graph attention layer $L = 12$, attention heads $H = 4$, hidden size $d = 256$, entity label smoothing rate $\varepsilon^{(e)} = 0.9$, relation label smoothing rate $\varepsilon^{(r)} = 0$ and dropout rate $\rho = 0.2$.

For **JOIE**, we combine intra-view loss and cross-

view loss to form a joint loss function and adapt AMSGrad optimizer. Additionally, we set margin $\gamma^{g_1} = \gamma^{g_0} = 0.5$. For **HyperKA**, we adapt SGD optimizer and the combination of relation translation learning loss and knowledge projection loss as loss function. We also set other hyperparameters as GNN layers = 3, negative samples = 30, margin $\lambda_1 = 0.2$, margin $\lambda_2 = 0.1$.

For **DHGE** and its ablations, we adapt Adam optimizer and joint learning loss as loss function. We also set other hyperparameters as GRAN encoder layers = 12, HGNN layers = 3, mapping_neg_nums = 30, margin $\gamma = 0.2$, $\omega = 0.1$.

E Future Directions

There are many prospective future directions about DHGE as follows.

Introduction of hyperbolic space. It is considered that hyperbolic spaces can model hierarchical information better. But few studies on the combination of hyperbolic spaces with hyper-relations because people need to undergo complex transformations for hyperbolic space and Euclidean space, and related research is not mature.

Multi-layer hyper-relational embedding. The DH-KGE method verifies that we can perform the embedding representation of hyper-relation in different views and perform joint training. This inspires us to extend it to a multi-layer hyper-relational architecture and KGE method with more than two views for wider application.

Combination with multimodal information. In Wikidata, in addition to entities and relations, there is multimodal information such as images, audio, numbers, time, text, and so on in hyper-relational facts. This information generally appears as auxiliary information. Therefore, combining the hierarchical hyper-relational embedding method with multimodal information is also the focus of future work.

The perfection of application in the medical field. In this paper, we give an example of hypertension medicine prediction. We will also apply DHGE in other medical tasks such as diagnostic prediction, and in the fields of other disease such as coronary heart disease and diabetes, to gradually improve the construction of medical diagnosis and treatment KG.