

Minimal length of nonsimple closed geodesics on hyperbolic surfaces

Wujie Shen
1800010683@pku.edu.cn

Jiajun Wang
wjiajun@pku.edu.cn

LMAM, School of Mathematical Sciences, Peking University
Beijing, 100871, P. R. China

July 19, 2022

Abstract

In the present paper, we show that the minimal length of closed geodesics on finite-type hyperbolic surfaces with self-intersection number k has order $2 \log k$ as k gets large.

1 Introduction

The length of a simple closed geodesic on a hyperbolic surface can be arbitrarily small and the collar lemma states that it has a collar neighborhood depending only on the length of the geodesic. On the other hand, Hempel showed in [7] that a nonsimple closed geodesic has a universal lower bound $2 \log(1 + \sqrt{2})$ and Yamada showed in [9] that $2 \cosh^{-1}(3) = 4 \log(1 + \sqrt{2})$ is the best possible lower bound and is attained on a pair of pants with ideal punctures. Basmajian showed in [3] that a nonsimple closed geodesic has a similar *stable neighborhood*, and the length of a closed geodesic gets arbitrarily large as its self-intersection number gets large ([3, Corollary 1.2]). In [2], Baribaud computed the minimal length of geodesics with given self-intersection number on pairs of pants.

It is interesting to study the growth rate of the minimal length of non-simple closed geodesics with respect to its self-intersection number k (called a k -geodesic for brevity). Let ω be a closed geodesic or a geodesic segment on a hyperbolic surface. Denote its length by $\ell(\omega)$ and its self-intersection number by $|\omega \cap \omega|$. $|\omega \cap \omega|$ counts the intersection points of ω with multiplicity that an intersection point with n preimages contribute $\binom{n}{2}$ to $|\omega \cap \omega|$. (See §3 for definitions.)

On a fixed hyperbolic surface, Basmajian showed in [4] that a k -geodesic has length no less than $C\sqrt{k}$, where C is a constant depending only on the hyperbolic surface. Erlandsson and Parlier showed in [5] that the self-intersection number of the shortest geodesic with at least k self-intersections on a hyperbolic surface is bounded by a function depending only on k that grows linearly as k gets large.

Let M_k be the infimum of lengths of k -geodesics among all hyperbolic surfaces. Basmajian showed ([4, Corollary 1.4]) that

$$\frac{1}{2} \log \frac{k}{2} \leq M_k \leq 2 \cosh^{-1}(2k + 1) \asymp 2 \log k \quad (1)$$

The notation $f(k) \asymp g(k)$ means that $f(k)/g(k)$ is bounded from above and below by positive constants. Basmajian also showed that M_k is realized by a k -geodesic on some hyperbolic surface.

Theorem 1.1. *Let M_k be the infimum of lengths of k -geodesics among all oriented, metrically complete, finite-volume hyperbolic surfaces, then*

$$\lim_{k \rightarrow \infty} \frac{M_k}{2 \log k} = 1 \quad (2)$$

Theorem 1.1 can be generalized to general orientable finite-type hyperbolic surfaces, possibly with holes and geodesic boundaries, since they can be doubled to get a surface as in Theorem 1.1.

The proof of Theorem 1.1 benefits from the following upper bound of M_k by Baribaud in [2]

Theorem 1.2 (Baribaud, [2]). *For any $\varepsilon > 0$, $M_k < (2 + \varepsilon) \log k$ for k sufficiently large.*

We study the self-intersection number of a closed geodesic with given length.

Theorem 1.3. *The self-intersection number of a closed geodesic on a hyperbolic surface with length L is less than $9L^2 e^{L/2}$.*

From the proof of Theorem 1.3 and Lemma 2.7 we actually have

$$\overline{\lim}_{L \rightarrow +\infty} \frac{|\Gamma \cap \Gamma|}{L^2 e^{L/2}} \leq 8$$

Theorem 1.1 follows from Theorem 1.2 and the following lower bound estimate of M_k .

Corollary 1.4. *For any $\varepsilon > 0$, $M_k > (2 - \varepsilon) \log k$ for k sufficiently large.*

Theorem 1.3 is obtained by estimating the self-intersection number in certain thin and thick parts of a hyperbolic surface for a possibly nonsimple closed geodesic.

Acknowledgement

The present work is motivated by a seminar talk on “simple closed curves on surfaces” given by Yi Huang. We would like to thank Professors Shicheng Wang and Yi Liu for helpful discussions. The second author is partly supported by NSFC 12131009 and NKRDPC 2020YFA0712800.

2 Neighborhoods of sufficiently short geodesics and cusps

Let $L \geq 4 \log(1 + \sqrt{2}) > 3.5$ be a constant. Let Σ be an oriented, metrically complete hyperbolic surface of finite type. Topologically Σ is an orientable surface of genus g with n punctures such that $2g + n \geq 3$. Denote the length of a curve c on Σ by $\ell(c)$.

2.1 Neighborhoods of short geodesics

Let \mathcal{X} be the set of closed geodesics c on Σ with length

$$\ell(c) < e^{-L/4} \leq e^{-\log(1+\sqrt{2})} = \sqrt{2} - 1 < 0.42. \quad (3)$$

Curves in \mathcal{X} are simple by Hempel’s universal lower bounds for nonsimple closed geodesics. The collar lemma ([6, Lemma 13.6]) states that, for any c in \mathcal{X} , $N(c) = \{p \in \Sigma : d(p, c) \leq w(\ell(c))\}$ is an embedded annulus, where $w(x)$ is defined by

$$w(x) := \sinh^{-1} \left(\frac{1}{\sinh(x/2)} \right)$$

Lemma 2.1. *For each $x > 0$, we have*

$$w(x) > \log \frac{4}{x} \quad (4)$$

Proof. Since $\sinh(w(x)) \sinh(x/2) = 1$,

$$\begin{aligned} \frac{e^{w(x)} - e^{-w(x)}}{2} \cdot \frac{e^{x/2} - e^{-x/2}}{2} &= 1, \\ e^{w(x)} &= \frac{2}{e^{x/2} - e^{-x/2}} + \sqrt{\left(\frac{2}{e^{x/2} - e^{-x/2}} \right)^2 + 1} = \frac{2 + e^{x/2} + e^{-x/2}}{e^{x/2} - e^{-x/2}} = \frac{e^{x/4} + e^{-x/4}}{e^{x/4} - e^{-x/4}} > \frac{4}{x}, \end{aligned}$$

The last inequality uses the fact that $\frac{e^t + e^{-t}}{e^t - e^{-t}} > \frac{1}{t}$ for $t > 0$. □

It follows from Lemma 2.1 and (3) that for any $c \in \mathcal{X}$,

$$w(\ell(c)) > \log(4/\ell(c)) > \log(4(\sqrt{2} + 1)) > 2.26. \quad (5)$$

Lemma 2.2. *Geodesics in \mathcal{X} are disjoint.*

Proof. Suppose that two simple closed geodesics $c_1, c_2 \in \mathcal{X}$ intersect. Since $\ell(c_2) < 0.42$ by (3) and $w(\ell(c_1)) > 2.26$ by (5), we have $c_2 \subseteq N(c_1)$. $N(c_1)$ is a hyperbolic annulus and the only simple closed geodesic in $N(c_1)$ is c_1 itself. It follows that $c_1 = c_2$. \square

Suppose that $\mathcal{X} = \{c_1, \dots, c_m\}$ (\mathcal{X} could be empty). For each $1 \leq i \leq m$, let

$$\begin{aligned} N_3(c_i) &= \left\{ x \in \Sigma : d(x, c_i) < \log \frac{1}{\ell(c_i)} \right\}, \\ N_2(c_i) &= \left\{ x \in \Sigma : d(x, c_i) < \log \frac{1}{\ell(c_i)} - \frac{L}{4} \right\}, \\ N_1(c_i) &= \left\{ x \in \Sigma : d(x, c_i) < \log \frac{1}{\ell(c_i)} - \frac{L}{2} \right\}, \end{aligned} \quad (6)$$

Each $N_j(c_i)$ is either empty or an annulus, as illustrated in Figure 1.

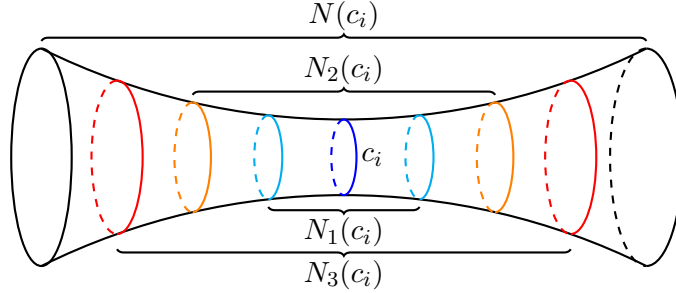


Figure 1: Neighborhoods of short geodesics.

2.2 Neighborhoods of cusps

When Σ has punctures, we consider the universal covering $p : \mathbb{H}^2 \rightarrow \Sigma$, where \mathbb{H}^2 is the hyperbolic plane. Each puncture has a neighborhood whose boundary lifts to a union of horocycles that can intersect in at most points of tangency. Such a neighborhood is called a *cuspidal* neighborhood of the surface.

In the upper half-plane model for \mathbb{H}^2 . Let Γ be a cyclic group generated by a parabolic isometry of \mathbb{H}^2 fixing the point ∞ . Let $H_c = \{(x, y) \in \mathbb{H}^2 \mid y \geq c\}$ be a horoball. Each cusp can be modelled as H_c/Γ for some c up to isometry, and is diffeomorphic to $S^1 \times [c, \infty)$ so that each circle $S^1 \times \{t\}$ with $t \geq c$ is the image of a horocycle under p . Each circle is also called a *horocycle* by abuse of notation. The circle $S^1 \times \{t\}$ with $t \geq c$ is called an *Euclidean circle*. A cusp is *maximal* if it lifts to a union of horocycles with disjoint interiors such that there exists at least one point of tangency between different horocycles.

Lemma 2.3 (Adams, [1]). *For an orientable, metrically complete hyperbolic surface, the area with a maximal cusp is at least 4. The lower bound 4 is realized only in an ideal pair of pants.*

Let \mathcal{Y} be the set of punctures of Σ . Each puncture c_i of Σ has a maximal cusp whose boundary Euclidean circle c has $\ell(c) \geq 4$. The cusp of area 4 that can be lifted to \mathbb{H}^2 , as in Figure 2, such that p maps the triangle ∞PQ to the cusp of area 4 at c_i , and p maps the interior of the triangle

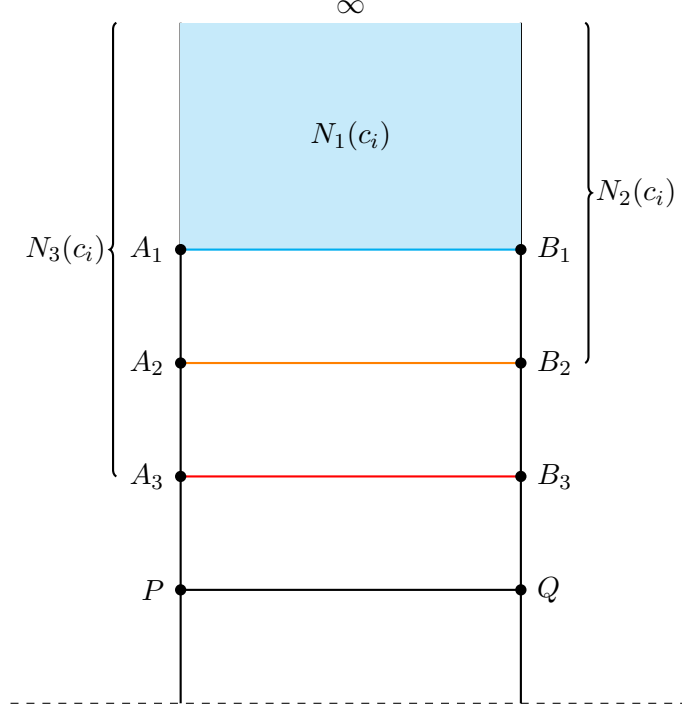


Figure 2: Neighborhoods of cusps.

homeomorphically. Let $N(c_i)$ be the interior of the cusp of area 4. Choose points A_1, A_2, A_3 on the ray from P to ∞ , and B_1, B_2, B_3 on the ray from Q to ∞ so that

$$d(P, A_3) = d(Q, B_3) = 2 \log 2, \quad d(A_3, A_2) = d(A_2, A_1) = d(B_3, B_2) = d(B_2, B_1) = \frac{L}{4}$$

For $j = 1, 2, 3$, let $N_j(c_i)$ be the interior of the image of the triangle $\infty A_j B_j$ under p . In other words, the boundary $\partial N_3(c_i)$, $\partial N_2(c_i)$ and $\partial N_1(c_i)$ are Euclidean circles of length 1, $e^{-\frac{L}{4}}$, and $e^{-\frac{L}{2}}$ respectively.

2.3 A thick-thin decomposition

Let $\mathcal{N} := \bigcup_{c \in \mathcal{X} \cup \mathcal{Y}} N_2(c)$. \mathcal{N} is called the *thin part* of Σ while $\Sigma \setminus \mathcal{N}$ is the *thick part* of Σ . Note that our thick-thin decomposition is different from the regular thick-thin decomposition and it depends on the constant L . We will estimate the injectivity radius at a point in the thick part.

Lemma 2.4. *Let A be an annulus in Σ with boundary circles γ_1 and γ_2 , where γ_1 is a geodesic and γ_2 is piecewise smooth. If there exists $x \in \gamma_2$ such that $d(\gamma_1, x) = d > 0$, then*

$$\sinh\left(\frac{\ell(\gamma_2)}{2}\right) > \frac{1}{4}e^d \ell(\gamma_1) \quad (7)$$

If we further have $\ell(\gamma_1) < e^{-d}$, then

$$\ell(\gamma_2) > \frac{12}{25}e^d \ell(\gamma_1). \quad (8)$$

Proof. The universal covering $p : \mathbb{H}^2 \rightarrow \Sigma$ from the Poincaré disk \mathbb{H}^2 to Σ is locally isometric. Let $\tilde{\gamma}_1$ be a lift of γ_1 . The connected component \tilde{A} of $p^{-1}(A)$ containing $\tilde{\gamma}_1$ is a universal cover of the annulus A . Let \tilde{x}_1 and \tilde{x}_2 be two adjacent lifts of x in \tilde{A} so that the boundary of \tilde{A} between \tilde{x}_1 and \tilde{x}_2 is a lift of $\gamma_2 \setminus x$. Let $\tilde{\eta}_1$ and $\tilde{\eta}_2$ be the shortest geodesics from \tilde{x}_1 and \tilde{x}_2 to $\tilde{\gamma}_1$ respectively.

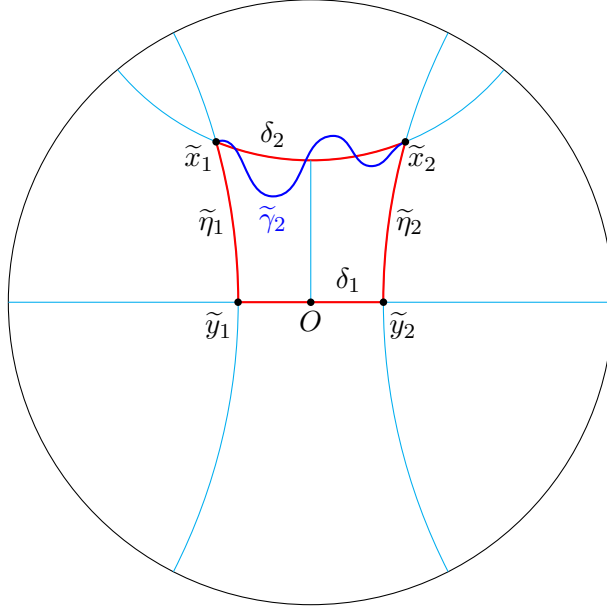


Figure 3: A covering of the annulus.

Then $\eta := p \circ \tilde{\eta}_1 = p \circ \tilde{\eta}_2$ is a geodesic connecting x and γ_1 and $\tilde{\eta}_1$ and $\tilde{\eta}_2$ are both perpendicular to γ_1 . Let \tilde{y}_1 and \tilde{y}_2 be the two feet. Without loss of generality, we may assume $\tilde{\gamma}_1$ is the horizontal diameter of \mathbb{H}^2 and the origin O is the middle point of \tilde{y}_1 and \tilde{y}_2 , as illustrated in Figure 3.

The geodesic δ_2 between \tilde{x}_1 and \tilde{x}_2 , $\tilde{\eta}_1$, $\tilde{\eta}_2$ and the geodesic δ_1 between \tilde{y}_1 and \tilde{y}_2 form a Saccheri quadrilateral, and half of it is a Lambert quadrilateral. The property of the Lambert quadrilateral gives

$$\sinh\left(\frac{\ell(\delta_2)}{2}\right) = \sinh\left(\frac{\ell(\delta_1)}{2}\right) \cosh(\ell(\tilde{\eta}_1))$$

We have $\ell(\gamma_2) \geq \ell(\delta_2)$, $\ell(\delta_1) = \ell(\gamma_1)$ and $\ell(\tilde{\eta}_1) = \ell(\tilde{\eta}_2) = d$. Hence

$$\sinh\left(\frac{\ell(\gamma_2)}{2}\right) \geq \sinh\left(\frac{\ell(\gamma_1)}{2}\right) \cosh(d) > \frac{1}{4}e^d \ell(\gamma_1)$$

When $\ell(\gamma_1) < e^{-d}$, we have $e^d \ell(\gamma_1) < 1$. Since $\sinh^{-1}(t) > \frac{24}{25}t$ for $0 < t < \frac{1}{4}$, we have

$$\ell(\gamma_2) > 2 \sinh^{-1}\left(\frac{1}{4}e^d \ell(\gamma_1)\right) > 2 \cdot \frac{24}{25} \cdot \frac{1}{4}e^d \ell(\gamma_1) = \frac{12}{25}e^d \ell(\gamma_1)$$

□

The following lemma estimates the injectivity radius for points in the neighborhood of cusps.

Lemma 2.5. *Let $x \in N_3(c_i)$ for a cusp c_i in \mathcal{Y} . If $d(x, \partial N(c_i)) = d$, then the injective radius at x is $\sinh^{-1}(2e^{-d})$.*

Proof. In the universal cover of the cusp c_i , as in Figure 4, let PQ be a lift of $\partial N(c_i)$, \tilde{x}_1 and \tilde{x}_2 be two lifts of x and γ be the geodesic connecting them. Without loss of generality, we may assume that $P = (-2, 1)$ and $Q = (2, 1)$. Since $d(\tilde{x}_1, P) = d$, $\tilde{x}_1 = (-2, e^d)$. Hence we have

$$2 \sinh^2\left(\frac{\ell(\gamma)}{2}\right) = \frac{(2 - (-2))^2}{2(e^d)^2}$$

Hence

$$\sinh\left(\frac{\ell(\gamma)}{2}\right) = \frac{2}{e^d}$$

□

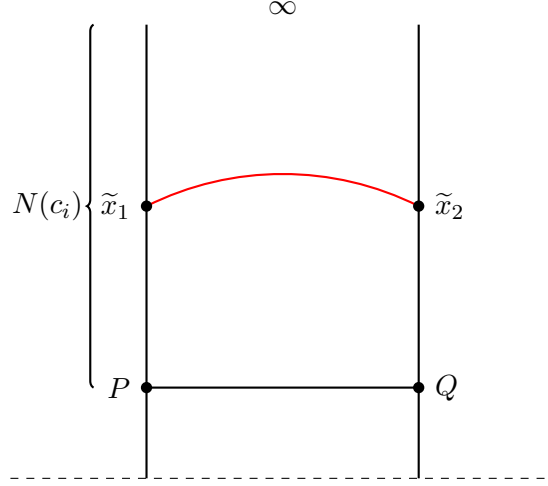


Figure 4: Injectivity radius near a cusp.

Lemma 2.6. *For any two distinct $c_i, c_j \in \mathcal{X} \cup \mathcal{Y}$, we have $N_3(c_i) \cap N_3(c_j) = \emptyset$.*

Proof. We claim that

$$d(c_i, c_j) > \log \frac{2}{\ell(c_i)} = \log \frac{1}{\ell(c_i)} + \log 2 \quad (9)$$

If c_i and/or c_j are punctures, $d(c_i, c_j) = \infty$ and the claim is trivial. Otherwise, there exists $x \in c_j$ that $d(x, c_i) \leq \log \frac{2}{\ell(c_i)}$. Since $\ell(c_j) < 0.42 < \log 2$, for any point y in c_j , we have

$$d(y, c_i) \leq d(y, x) + d(x, c_i) < \log \frac{2}{\ell(c_i)} + \log 2 = \log \frac{4}{\ell(c_i)} < w(\ell(c_i))$$

Hence $c_j \subseteq N(c_i)$ and this contradicts the uniqueness of closed geodesics in $N(c_i)$. The claim follows.

Suppose that $N_3(c_i) \cap N_3(c_j) \neq \emptyset$.

1. If c_i and c_j are both curves in \mathcal{X} , we have

$$\max \left\{ \log \frac{2}{\ell(c_i)}, \log \frac{2}{\ell(c_j)} \right\} < d(c_i, c_j) < \log \frac{1}{\ell(c_i)} + \log \frac{1}{\ell(c_j)} \quad (10)$$

Let γ be (one of) the shortest geodesic(s) connecting c_i and c_j . Then $\ell(\gamma) = d(c_i, c_j)$ and there exists a point x_0 on γ such that

$$d(x_0, c_i) < \log \frac{1}{\ell(c_i)} - \log 2, \quad d(x_0, c_j) = \log \frac{1}{\ell(c_j)} + \log 2.$$

Hence $x_0 \in N(c_i) \cap N(c_j)$.

Let γ the shortest nontrivial closed curve passes x_0 freely homotopic to c_i . γ is locally geodesic at $\gamma \setminus \{x_0\}$. In $N(c_i)$, using the formula in Lambert quadrilateral we get

$$\ell(\gamma) \leq \sinh \ell(\gamma) = \sinh \ell(c_i) \cosh d(x_0, c_i) < \sinh \ell(c_i) \cosh \left(\log \frac{1}{\ell(c_i)} - \log 2 \right) \leq \frac{e^{\ell(c_i)} - e^{-\ell(c_i)}}{4\ell(c_i)} < \frac{3}{5}$$

Here we use the fact that $\ell(c_i) < \frac{1}{2}$ and $\sinh t < \frac{6}{5}t$ for $0 < t < \frac{1}{2}$.

For any $y \in \gamma$, we have

$$d(y, c_j) \leq d(y, x_0) + d(x_0, c_j) \leq \frac{3}{10} + \log \frac{1}{\ell(c_j)} + \log 2 < \log \frac{4}{\ell(c_j)} < w(\ell(c_j))$$

Hence $\gamma \subset N(c_j)$. By Lemma 2.4, we get

$$\frac{3}{5} > \ell(\gamma) > \frac{12}{25} \ell(c_j) \exp \left(\log \frac{2}{\ell(c_j)} \right) = \frac{24}{25}$$

The lemma follows from the contradiction.

2. If c_i is a puncture in \mathcal{Y} . The boundary curve γ_i of $N_3(c_i)$ has length 1. If some point $x \in \gamma_i \cap N_3(c_j)$, then for any $y \in \gamma_i$, we have

$$d(y, N_3(c_j)) \leq d(x, y) \leq \frac{1}{2} < 2 \log 2$$

It follows that γ_i lies within $N(c_j)$. Either the two punctures are the same or the short geodesic c_j can be isotoped into the cusp of c_i . A contradiction.

□

Now we estimate the injectivity radius for points in the thick part \mathcal{N} .

Lemma 2.7. *The injectivity radius of any point in the thick part of Σ is at least*

$$\sinh^{-1} \left(\frac{1}{4} e^{-\frac{L}{4}} \right) > \frac{25}{101} e^{-\frac{L}{4}}$$

Proof. We prove the lemma by contradiction. Let x be a point in the thick part $\Sigma \setminus \mathcal{N}$ and suppose that the injectivity radius r_0 at x satisfies

$$\sinh(r_0) < \frac{1}{4} e^{-\frac{L}{4}}.$$

There exists a homotopically nontrivial simple closed curve γ through x with $\ell(\gamma) = 2r_0$. γ is freely homotopic to either a (unique) simple closed geodesic γ' , or a puncture c of Σ .

Suppose that γ is freely homotopic to a puncture c_i of Σ . Let \tilde{x}_1 and \tilde{x}_2 be lifts of x as in Lemma 2.5. Then $d(\tilde{x}_1, \tilde{x}_2) = 2r_0 < \frac{1}{2}$ and hence $x \in N_3(c_i)$. Now $x \notin N_2(c_i)$ and $d(x, \partial N(c_i)) \leq 2 \log 2 + \frac{L}{4}$. By Lemma 2.5, we have

$$\sinh(r_0) \geq \frac{2}{e^{2 \log 2 + \frac{L}{4}}} = \frac{1}{2} e^{-\frac{L}{4}} > \frac{1}{4} e^{-\frac{L}{4}}$$

Now suppose that γ is freely homotopic to a simple closed geodesic γ' . Then $\ell(\gamma') \leq 2r_0 < e^{-L/4}$ and hence γ' is a curve c_i in \mathcal{X} . There are two cases according to whether $c_i \cap \gamma = \emptyset$.

1. If $c_i \cap \gamma = \emptyset$, then c_i and γ co-bound an annulus since they are homotopic and disjoint in Σ . Since $x \notin N_2(c_i)$, we have $d(x, c_i) \geq \log \frac{1}{\ell(c_i)} - \frac{L}{4}$. By Lemma 2.4, we have

$$\sinh(r_0) > \frac{1}{4} e^{d(x, c_i) \ell(c_i)} \geq \frac{1}{4} \exp \left(\log \frac{1}{\ell(c_i)} - \frac{L}{4} \right) \ell(c_i) = \frac{1}{4} e^{-\frac{L}{4}}.$$

Hence

$$r_0 > \sinh^{-1} \left(\frac{1}{4} e^{-\frac{L}{4}} \right) > \frac{100}{101} \cdot \frac{1}{4} e^{-\frac{L}{4}} = \frac{25}{101} e^{-\frac{L}{4}} \quad (11)$$

since

$$\frac{1}{4} e^{-L/4} \leq \frac{\sqrt{2}-1}{4} \quad \text{and} \quad \sinh^{-1}(t)/t > \frac{100}{101}, \quad \forall t \in \left(0, \frac{\sqrt{2}-1}{4} \right].$$

2. If $c_i \cap \gamma \neq \emptyset$, let $x_0 \in c_i \cap \gamma$. If $r_0 < \sinh^{-1}(\frac{1}{4}e^{-L/4}) < \frac{1}{4}e^{-L/4} \leq \frac{1}{4}(\sqrt{2} - 1) < 0.11$, then $\ell(c_i) \leq \ell(\gamma) < \frac{1}{2}e^{-L/4}$, then $\log \frac{1}{\ell(c_i)} - \frac{L}{4} > \log 2 > 0.69$. Hence

$$d(c_i, x) \leq d(x_0, x) \leq \frac{\ell(\gamma)}{2} \sim 0.11 < 0.69 < \log \frac{1}{\ell(c_i)} - \frac{L}{4}$$

It follows that $x \in N_2(c_i)$ and we get a contradiction.

□

3 Estimate of self-intersections

Let Γ be a closed geodesic with $L = \ell(\Gamma) \geq 4\log(1 + \sqrt{2}) > 3.5$ on an orientable, metrically complete hyperbolic surface Σ of finite type. Let \mathcal{X} be the set of short geodesics, and \mathcal{Y} be the set of punctures, as in §2. Suppose Γ is represented as a local isometry $f : S^1 \rightarrow \Sigma$, where S^1 is a circle with length L . Let $\mathcal{N} = \bigcup_{c \in \mathcal{X} \cup \mathcal{Y}} N_2(c)$ be the thin part of Σ . Let $\mathcal{D} \subset \Sigma$ be the set of self-intersection points of Γ , that is,

$$\mathcal{D} = \{x \in \Sigma : \exists s, t \in S^1, f(s) = f(t) = x, s \neq t\}$$

The *self-intersection number* of Γ is defined as

$$|\Gamma \cap \Gamma| := \sum_{x \in \mathcal{D}} \binom{\#f^{-1}(x)}{2} \quad (12)$$

(See [4, Section 2] for a further discussion on the definition of the self-intersection number.)

Proposition 3.1. *Γ is disjoint from the N_1 neighborhood of short geodesics in \mathcal{X} and cusps in \mathcal{Y} , that is, $\Gamma \cap \bigcup_{c \in \mathcal{X} \cup \mathcal{Y}} N_1(c) = \emptyset$.*

Proof. Suppose that there exists a point $x_0 \in N_1(c_i) \cap \Gamma$ for some $c_i \in \mathcal{X}$. Since $\ell(\Gamma) = L$, we have $d(x_0, x) \leq \frac{L}{2}$ for any point $x \in \Gamma$ and

$$d(x, c_i) \leq d(x_0, c_i) + \frac{L}{2} < \log \frac{1}{\ell(c_i)} < w(\ell(c_i))$$

Hence $x \in N(c_i)$ and $\Gamma \subset N(c_i)$. A contradiction. The case for cusps is similar. \square

Proposition 3.2. *There exists at most one $c_i \in \mathcal{X} \cup \mathcal{Y}$ such that $\Gamma \cap N_2(c_i) \neq \emptyset$. $\Gamma \cap N_2(c_i)$ is an arc when $\Gamma \cap N_2(c_i) \neq \emptyset$.*

Proof. If there exist distinct $c_i, c_j \in \mathcal{X} \cup \mathcal{Y}$ such that $\Gamma \cap N_2(c_i) \neq \emptyset$ and $\Gamma \cap N_2(c_j) \neq \emptyset$. Pick $x_i \in \Gamma \cap N_2(c_i)$ and let $s = f^{-1}(x_i)$. Consider the arc

$$I_i = \{t \in S^1 : d_{S^1}(s, t) < d(x_i, \partial N_3(c_i))\}$$

in the circle S^1 of length L . Since $d(x_i, \partial N_3(c_i)) > \frac{L}{4}$, we have

$$\ell(I_i) > \frac{L}{2}$$

Hence $f(I_i) \subset N_3(c_i)$ and $\ell(\Gamma \cap N_3(c_i)) > \frac{L}{2}$. Similarly, $\ell(\Gamma \cap N_3(c_j)) > \frac{L}{2}$. $\Gamma \cap N_3(c_i)$ and $\Gamma \cap N_3(c_j)$ are disjoint by Lemma 2.6. Hence $\ell(\Gamma) > L$ and we get a contradiction. Therefore there exists at most one $c_i \in \mathcal{X} \cup \mathcal{Y}$ such that $\Gamma \cap N_2(c_i) \neq \emptyset$.

Γ cannot entirely lie within $N_3(c_i)$, and $f^{-1}(\Gamma \cap N_3(c_i))$ is a collection of arcs. The argument in previous paragraph implies that such an arc has length bigger than $\frac{L}{2}$ if it intersects $N_2(c_i)$. Hence there exists at most one arc, say γ , in $\Gamma \cap N_3(c_i)$ that can possibly intersect $N_2(c_i)$.

If c_i is a cusp, then the lift of γ in \mathbb{H}^2 can intersect a horocycle at most twice and hence $\gamma \cap N_2(c_i)$ is an arc. If $c_i \in \mathcal{X}$, the distance from points on γ to a lift of c_i has no local maxima, and $\gamma \cap N_2(c_i)$ is an arc. It follows that $\Gamma \cap N_2(c_i)$ is an arc if nonempty. \square

Let $\Gamma_2 = \Gamma \cap \mathcal{N}$ be the part of Γ in the thin part \mathcal{N} and $\Gamma_1 = \Gamma \setminus \Gamma_2$ be the part of Γ in $\Sigma \setminus \mathcal{N}$. Note that Γ_2 could be empty. Let $L_1 = \ell(\Gamma_1)$ and $L_2 = \ell(\Gamma_2)$, then $L = L_1 + L_2$. By Proposition 3.2, $f^{-1}(\Gamma_1)$ and $f^{-1}(\Gamma_2)$ are both connected. The set \mathcal{D} of self-intersection points of Γ consists of the self-intersection points of Γ_1 and Γ_2 since $\Gamma_1 \cap \Gamma_2 = \emptyset$. Let \mathcal{D}_1 and \mathcal{D}_2 be the sets of self-intersection points of Γ_1 and Γ_2 respectively. Then $\mathcal{D} = \mathcal{D}_1 \cup \mathcal{D}_2$ and

$$|\Gamma \cap \Gamma| = |\Gamma_1 \cap \Gamma_1| + |\Gamma_2 \cap \Gamma_2| \quad (13)$$

(The definition (12) of self-intersection numbers can be generalized for geodesic segments.) By Propositions 3.1 and 3.2, there are three possibilities

1. *Simple case*: $\Gamma_2 = \emptyset$ and $\Gamma_1 = \Gamma$.
2. *General case*: Γ intersects $N_2(c_i)$ for some $c_i \in \mathcal{X} \cup \mathcal{Y}$ and Γ intersects only one boundary of $\partial N_2(c_i)$. In this case, as x moves along Γ_2 , $d(x, c_i)$ for $c_i \in \mathcal{X}$ and $d(x, \partial N_1(c_i))$ for $c_i \in \mathcal{Y}$ decrease first and then increase. The general case is illustrated in Figure 5.

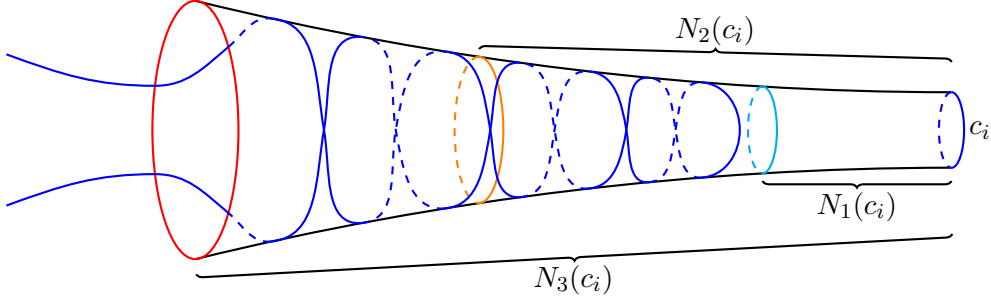


Figure 5: The general case

3. *Special case*: Γ intersects some $N_2(c_i)$ and Γ intersects only both boundaries of $\partial N_2(c_i)$. In this case $N_1(c_i) = \emptyset$ by Proposition 3.1, and $\Gamma \cap N_2(c_i)$ is an embedded arc in Σ . Note that the special case does not happen for cusps.

The self-intersection numbers of Γ_1 and Γ_2 are estimated in the following two theorems.

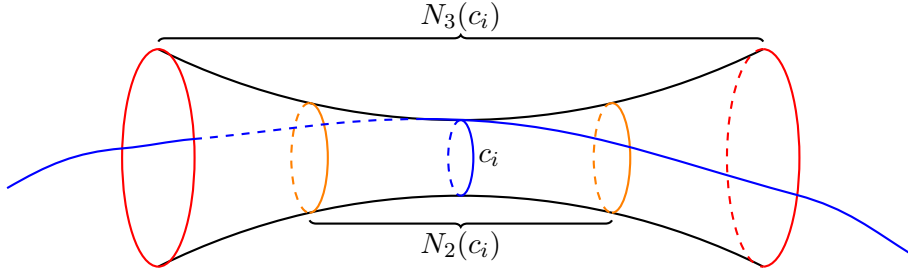


Figure 6: The special case

Theorem 3.3 (Thick part).

$$|\Gamma_1 \cap \Gamma_1| \leq \frac{101}{2 \cdot 25} L_1 e^{\frac{L}{4}} + \frac{101^2}{2 \cdot 25^2} L_1^2 e^{\frac{L}{2}} \quad (14)$$

Proof. Let \mathcal{P}_1 be the preimages of \mathcal{D}_1 with multiplicity, that is, if $x \in \mathcal{D}_1$ has n preimages, any $s \in f^{-1}(x)$ has multiplicity $(n - 1)$ in \mathcal{P}_1 . Then

$$\#\mathcal{P}_1 = 2|\Gamma_1 \cap \Gamma_1|.$$

Divide Γ_1 into $M := \left\lceil \frac{101}{25} L_1 e^{\frac{L}{4}} \right\rceil + 1$ short closed segments with length less than $\frac{L_1}{\frac{101}{25} L_1 e^{\frac{L}{4}}} = \frac{25}{101} e^{-\frac{L}{4}}$.

Let S be the set of the segments. Since \mathcal{P}_1 is finite, S can be chosen such that the endpoints of the segments do not contain points in \mathcal{P}_1 . $f(I_\alpha) \subset \Gamma_1$ is in the thick part and $\ell(I_\alpha) < \frac{25}{101} e^{-\frac{L}{4}}$, hence $f(I_\alpha)$ has no self-intersections by Lemma 2.7.

We claim that any two distinct $I_\alpha, I_\beta \in S$ have at most one intersection. If there exist $s_1, s_2 \in I_\alpha$ ($s_1 \neq s_2$) and $t_1, t_2 \in I_\beta$ such that $f(s_1) = f(t_1)$ and $f(s_2) = f(t_2)$. Let γ_α be the segment in I_α between t_1 and t_2 , and γ_β be the segment in I_β between s_1 and s_2 . Then $f(\gamma_\alpha)$ and $f(\gamma_\beta)$ are two distinct geodesics between $f(s_1)$ and $f(s_2)$. Since the injectivity radius at $f(s_1) = f(t_1)$ is at least $\frac{25}{101} e^{-L/4}$ and $\ell(f(\gamma_\alpha)), \ell(f(\gamma_\beta)) < \frac{25}{101} e^{-\frac{L}{4}}$, the existence of $f(\gamma_\alpha)$ and $f(\gamma_\beta)$ contradicts the uniqueness of geodesics in \mathbb{H}^2 .

Since any two distinct $I_\alpha, I_\beta \in S$ contribute at most 1 to $|\Gamma_1 \cap \Gamma_1|$, we have

$$|\Gamma_1 \cap \Gamma_1| \leq \frac{1}{2}M(M-1) \leq \frac{1}{2} \left(1 + \frac{101}{25}L_1 e^{\frac{L}{4}}\right) \cdot \frac{101}{25}L_1 e^{\frac{L}{4}} = \frac{101}{2 \cdot 25}L_1 e^{\frac{L}{4}} + \frac{101^2}{2 \cdot 25^2}L_1^2 e^{\frac{L}{2}}$$

□

Theorem 3.4 (Thin part).

$$|\Gamma_2 \cap \Gamma_2| \leq \frac{25}{12}L_2 e^{\frac{L}{2}}. \quad (15)$$

Proof. In the simple and special cases, either Γ_2 is empty or Γ_2 has no self-intersections points and the theorem is trivial. In the general case, the geodesic Γ_2 meets only one side of $N_2(c_i)$ for some $c_i \in \mathcal{X} \cup \mathcal{Y}$. Γ_2 has only double points and hence $|\Gamma_2 \cap \Gamma_2| = \#\mathcal{D}_2$.

Suppose that $c_i \in \mathcal{X}$. The universal covering $\mathbb{H}^2 \rightarrow \Sigma$ restricts to a universal covering $p: \Omega \rightarrow N_2(c_i)$ of $N_2(c_i)$. We may assume that $p^{-1}(c_i)$ is the horizontal line $\mathbb{H}^1 \subset \mathbb{H}^2$ (in the Poincaré disk model). Let $\tilde{\Gamma}$ be a lift of Γ_2 . Assume $x_0 \in \tilde{\Gamma}$ is a point that has smallest distance to \mathbb{H}^1 . Let $\phi: [-A, B] \rightarrow \tilde{\Gamma}$ be an isometry so that $\phi(0) = x_0$. The function $d(\phi(s), \mathbb{H}^1)$ is first decreasing and then increasing when s increases from $-A$ to B and $d(\phi(s), \mathbb{H}^1) = d(\phi(-s), \mathbb{H}^1)$. The self intersection points of Γ_2 are the image of pairs $(-s, s) \in [-A, B]$ such that $p(\phi(-s)) = p(\phi(s))$. Let $(-s_1, s_1), \dots, (-s_K, s_K)$ be the pairs with $s_0 = 0 < s_1 < s_2 < \dots < s_K$, where $K = |\Gamma_2 \cap \Gamma_2|$ is the self-intersection number of Γ_2 . For each $0 \leq i \leq K-1$, $p(\phi([-s_{i+1}, -s_i] \cup [s_i, s_{i+1}]))$ is a homotopy nontrivial circle in $N_2(c_i)$. By Lemma 2.4, we have

$$2(s_{i+1} - s_i) > \frac{12}{25}\ell(c_i) \exp\left(\log \frac{1}{\ell(c_i)} - \frac{L}{2}\right) = \frac{12}{25}e^{-\frac{L}{2}}.$$

When $c_i \in \mathcal{Y}$ is a cusp, the proof is similar where the geodesic line \mathbb{H}^1 is replaced by a horocycle. Suppose that a lift of c_i is ∞ in the upper plane model and $\tilde{\Gamma}$ be a lift of Γ . Let $x_0 \in \tilde{\Gamma}$ be the point with largest vertical coordinate. The pairs $(-s_1, s_1), \dots, (-s_K, s_K)$ with $s_0 = 0 < s_1 < s_2 < \dots < s_K$ are similarly defined. Each $p(\phi(s_i)) \in N_2(c_i) \setminus N_1(c_i)$ and hence

$$2\log 2 + \frac{L}{4} \leq d(p(\phi(s_i)), \partial N(c_i)) < 2\log 2 + \frac{L}{2}.$$

By Lemma 2.5, we have

$$2(s_{i+1} - s_i) > 2\sinh^{-1}\left(2\exp\left(-2\log 2 - \frac{L}{2}\right)\right) > \frac{24}{25}e^{-\frac{L}{2}}.$$

Since $\ell(\Gamma_2) = L_2$, we have $|\Gamma_2 \cap \Gamma_2| < \frac{25}{12}L_2 e^{L/2}$.

□

Proof of Theorem 1.3. $|\Gamma \cap \Gamma| = 0$ when $L < 4\log(1 + \sqrt{2})$ by [9, Lemma 7] and Theorem 1.3 is trivial in this case. For $L \geq 4\log(1 + \sqrt{2}) \sim 3.5$, from (13), (14) and (15), we have $4 < \sigma = \frac{101}{25} < \frac{25}{6}$ and

$$\begin{aligned} |\Gamma \cap \Gamma| &= |\Gamma_1 \cap \Gamma_1| + |\Gamma_2 \cap \Gamma_2| \leq \frac{101}{2 \cdot 25}L_1 e^{\frac{L}{4}} + \frac{101^2}{2 \cdot 25^2}L_1^2 e^{\frac{L}{2}} + \frac{25}{12}L_2 e^{\frac{L}{2}} \\ &= \frac{101}{2 \cdot 25}L_1 e^{\frac{L}{4}} + \frac{101^2}{2 \cdot 25^2}L_1^2 e^{\frac{L}{2}} + \frac{25}{12}(L - L_1)e^{\frac{L}{2}} \leq \frac{101^2}{2 \cdot 25^2}L_1^2 e^{\frac{L}{2}} + \frac{25}{12}L e^{\frac{L}{2}} \\ &\leq \left(\frac{101^2}{2 \cdot 25^2}L^2 + \frac{25}{12}L\right)e^{\frac{L}{2}} < 9L^2 e^{\frac{L}{2}} \end{aligned}$$

(The last inequality holds when $L > 2.5$.) Hence Theorem 1.3 holds for all L .

□

Proof of Corollary 1.4. For any $\varepsilon > 0$, let $\varepsilon_1 = \min \left\{ \varepsilon, \frac{1}{5} \right\}$ and $k_0 := \exp \left(\frac{6}{\varepsilon_1^2} \right)$. Let $k > k_0$, then $\log k > \frac{6}{\varepsilon_1^2}$. Let $f(x) = \varepsilon_1 x - 4 \log 6 - 4 \log x$, then

$$\begin{aligned} f\left(\frac{6}{\varepsilon_1^2}\right) &= \varepsilon_1 \cdot \frac{6}{\varepsilon_1^2} - 4 \log 6 - 4 \log \frac{6}{\varepsilon_1^2} \\ &\geq \frac{6}{\varepsilon_1} - 8 \log 6 - 8 \cdot \frac{\log 5}{4} \left(\frac{1}{\varepsilon_1} - 1 \right) \quad \left(\text{since } \log x \leq \frac{\log 5}{4}(x-1) \text{ for } x \geq 5 \right) \\ &= \frac{6 - \log 25}{\varepsilon_1} - 8 \log 6 + 2 \log 5 \\ &\geq 5 \cdot (6 - \log 25) - 8 \log 6 + 2 \log 5 > 0. \end{aligned}$$

Since $f'(x) = \varepsilon_1 - \frac{4}{x} > 0$ for $x > \frac{6}{\varepsilon_1^2}$, we have

$$\frac{\varepsilon}{2} \log k \geq \frac{\varepsilon_1}{2} \log k > 2 \log 6 + 2 \log \log k \quad (16)$$

Suppose that there exists a k -geodesic with length $L < (2 - \varepsilon) \log k$. By Theorem 1.3, we have $k < 9L^2 e^{L/2}$. Hence

$$\begin{aligned} \log k &< 2 \log 3 + 2 \log L + \frac{L}{2} < 2 \log 3 + 2 \log(2 - \varepsilon) + 2 \log \log k + \frac{1}{2}(2 - \varepsilon) \log k \\ &< 2 \log 6 + 2 \log \log k + \log k - \frac{\varepsilon}{2} \log k \end{aligned}$$

This contradicts (16). Hence any k -geodesic ω with $k > k_0$ has length $\ell(\omega) > (2 - \varepsilon) \log k$. \square

References

- [1] Colin C Adams. Maximal cusps, collars, and systoles in hyperbolic surfaces. *Indiana University Mathematics Journal*, Volume 47, Issue 2, 419–437, 1998.
- [2] Claire M Baribaud. Closed geodesics on pairs of pants. *Israel Journal of Mathematics*, Volume 109, 339–347, 1999.
- [3] Ara Basmajian. The stable neighborhood theorem and lengths of closed geodesics. *Proceedings of the American Mathematical Society*, Volume 119, Number 1, 217–224, 1993.
- [4] Ara Basmajian. Universal length bounds for non-simple closed geodesics on hyperbolic surfaces. *Journal of Topology*, Volume 6, Issue 2, 513–524, 2013.
- [5] Viveka Erlandsson and Hugo Parlier. Short closed geodesics with self-intersections. *Mathematical Proceedings of the Cambridge Philosophical Society*, Volume 169, Issue 3, 623–638, 2020.
- [6] Benson Farb and Dan Margalit. A Primer on Mapping Class Groups. *Prince Unviersity Press*, 2012.
- [7] John Hempel. Traces, lengths, and simplicity for loops on surfaces. *Topology and its Applications*, Volume 18, Issue 2-3, 153–161, 1984.
- [8] Akira Yamada. On Marden’s universal constant of Fuchsian groups. *Kodai Mathematical Journal*, Volume 4, Issue 2, 266–277, 1981.
- [9] Akira Yamada. On Marden’s universal constant of Fuchsian groups, II. *Journal d’Analyse Mathématique*, Volume 41, 234–248, 1982.