

# An Efficient Randomized Fixed-Precision Algorithm for Tensor Singular Value Decomposition

Salman Ahmadi-Asl<sup>†</sup>

**Abstract**—The existing randomized algorithms need an initial estimation of the tubal rank to compute a tensor singular value decomposition. This paper proposes a new randomized fixed-precision algorithm which for a given third-order tensor and a prescribed approximation error bound, automatically finds an optimal tubal rank and the corresponding low tubal rank approximation. The algorithm is based on the random projection technique and equipped with the power iteration method for achieving a better accuracy. We conduct simulations on synthetic and real-world datasets to show the efficiency and performance of the proposed algorithm.

**Index Terms**—Tubal tensor decomposition, randomization, fixed-precision algorithm.

**T**ENSOR decompositions are efficient tools for multi-way data processing (analysis). In particular, they can be used for making reduction on the data tensors and compressing them without destroying their intrinsic multidimensional structure. In the past few decades, several types of tensor decompositions have been introduced such as CAN-DECOMP/PARAFAC decomposition (CPD) [1], [2], Tucker decomposition [3], [4], [5] and its special case, i.e. Higher Order SVD [6], Block Term decomposition [7], [8], [9], Tensor Train/Tensor Ring<sup>1</sup> decomposition [10], [11], [12], tubal SVD (t-SVD) [13], [14], [15], each of which generalizes the notion of matrix rank to tensors in an efficient way. They have been successfully applied in many applications such as signal processing [16], machine learning [17], blind source separation ([18], [16]), chemometrics, [19], feature extraction/selection [20]. For a comprehensive study on tensors and their applications, we refer to ([21], [22], [23]). Tubal SVD (t-SVD) is a special kind of tensor decomposition representing a third-order tensor as the t-product of three third-order tensors where, the middle tensor is f-diagonal ([13], [14], [15], [24]). This decomposition has found many applications including deep learning ([25], [26]), tensor completion ([27], [28]), numerical analysis ([29], [30], [31], [32]), image reconstruction [33]. There are mainly several randomized algorithms ([34], [35], [36]) to decompose a tensor into the t-SVD format but all of them need an estimation of the tubal rank<sup>2</sup> which may not be an obvious task. The work [35] utilizes the randomized sampling framework while the random projection method is exploited in [34], [36]. Motivated by the limitation of initial tubal rank estimation, in this paper, we propose a new randomized fixed-precision algorithm which is independent of initial tubal rank estimation. More precisely, for a given third-

order tensor and an approximation error bound, it retrieves the optimal tubal rank and corresponding low tubal rank approximation automatically. Our algorithm is a generalization of those proposed in ([37], [38]) from matrices to tensors. To the best of our knowledge, this is the first fixed-precision algorithm proposed for the t-SVD. To verify the efficiency of the proposed algorithm, we apply it to both synthetic and real-world datasets.

The organization of this paper is structured as follows: The preliminary concepts and definitions used throughout the paper are introduced in Section I. Section II is devoted to introducing the tubal SVD, tubal QR and algorithms to compute them. The proposed algorithm is presented in Section III with a detailed discussion on its properties. Simulation results are presented in Section V and a conclusion is given in Section VI.

## I. PRELIMINARIES

In this section, we present basic notations and concepts which we need throughout the paper. For simplicity of presentation, we have summarized all notations in Table I. Tensors, matrices and vectors are denoted by underlined bold upper case letters e.g.,  $\underline{\mathbf{X}}$ , bold upper case letters, e.g.,  $\mathbf{X}$  and bold lower case letters, e.g.,  $\mathbf{x}$ , respectively. Slices are produced by fixing two modes of a tensor. For a third-order tensor  $\underline{\mathbf{X}}$ , the slices  $\underline{\mathbf{X}}(:, :, i)$ ,  $\underline{\mathbf{X}}(:, i, :)$  and  $\underline{\mathbf{X}}(i, :, :)$  are called frontal, lateral and horizontal slices. Fibers are produced by fixing one mode of a tensor. For a third-order tensor  $\underline{\mathbf{X}}$ ,  $\underline{\mathbf{X}}(i, j, :)$  is called a tube. The Frobenius norm of tensors is denoted by  $\|\cdot\|_F$ . The notation  $\text{conj}$  denotes the complex conjugate of a complex number or the component-wise complex conjugate of a matrix.  $\lceil n \rceil$  means the nearest integer number greater than or equal to  $n$ . Throughout the paper, we consider real tensors, however, our results can be easily generalized to complex tensors.

One of the basic operators used in our work is concatenation along the first and second modes. A concatenation along mode 1 of tensors  $\underline{\mathbf{A}} \in \mathbb{R}^{I_1 \times I_2 \times I_3}$  and  $\underline{\mathbf{B}} \in \mathbb{R}^{J_1 \times J_2 \times J_3}$  is denoted as  $\underline{\mathbf{C}} = \underline{\mathbf{A}} \boxplus_1 \underline{\mathbf{B}} \in \mathbb{R}^{(I_1+J_1) \times I_2 \times I_3}$ , where  $I_2 = J_2$ ,  $I_3 = J_3$  (see Figure 1, (a)) and the same definition can be stated for concatenation along the second mode<sup>3</sup> (see Figure 1, (b)) [21]. In the paper, sometime we use alternative notations  $\underline{\mathbf{A}} \boxplus_1 \underline{\mathbf{B}} \equiv \begin{bmatrix} \underline{\mathbf{A}} \\ \underline{\mathbf{B}} \end{bmatrix}$  and  $\underline{\mathbf{A}} \boxplus_2 \underline{\mathbf{B}} \equiv [\underline{\mathbf{A}}, \underline{\mathbf{B}}]$ , for a better understanding of the developed algorithm.

<sup>†</sup>Skolkovo Institute of Science and Technology (SKOLTECH), Center for Artificial Intelligence Technology, Moscow, E-mail: s.asl@skoltech.ru.

<sup>1</sup>It is also known as Tensor Chain decomposition.

<sup>2</sup>Such randomized algorithms are called randomized fixed-rank algorithms.

<sup>3</sup>In MATLAB the command "cat" can be used for the concatenation operation.

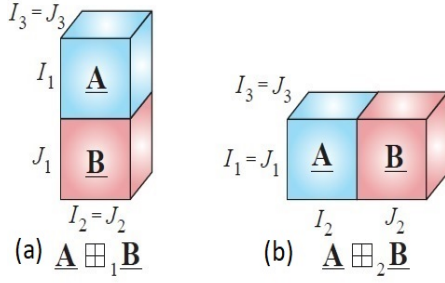


Fig. 1. Concatenation of tensors along the first mode (a) and the second mode (b) [21].

TABLE I  
NOTATION DESCRIPTION

Notation	Description
$\underline{\mathbf{X}}, \underline{\mathbf{X}}, \mathbf{x}$	A tensor, a matrix and a vector
$\ \underline{\mathbf{X}}\ _F$	Frobenius norm of a tensor
$\langle \underline{\mathbf{X}}, \underline{\mathbf{Y}} \rangle$	Inner product of two tensors
$\underline{\mathbf{X}} * \underline{\mathbf{Y}}$	t-product of two tensors
$\underline{\mathbf{I}}$	Identity tensor
$\underline{\mathbf{X}}^T$	Transpose of a tensor
$\underline{\mathbf{X}} \boxplus_1 \underline{\mathbf{Y}}$	Concatenation of tensors along the first mode
$\underline{\mathbf{X}} \boxplus_2 \underline{\mathbf{Y}}$	Concatenation of tensors along the second mode
$\text{conj}(\underline{\mathbf{X}})$	Component-wise complex conjugate

**Definition 1.** (Inner product) The inner product of two tensors  $\underline{\mathbf{X}} \in \mathbb{R}^{I_1 \times I_2 \times I_3}$  and  $\underline{\mathbf{Y}} \in \mathbb{R}^{I_1 \times I_2 \times I_3}$  is defined as

$$\langle \underline{\mathbf{X}}, \underline{\mathbf{Y}} \rangle = \sum_{i_1=1}^{I_1} \sum_{i_2=1}^{I_2} \sum_{i_3=1}^{I_3} x_{i_1 i_2 i_3} y_{i_1 i_2 i_3}.$$

It can be shown that  $\langle \underline{\mathbf{X}}, \underline{\mathbf{X}} \rangle = \|\underline{\mathbf{X}}\|_F^2$ .

In order to introduce the t-SVD, we first need to present some basic definitions such as the t-product operation and f-diagonal tensors.

**Definition 2.** (t-product) Let  $\underline{\mathbf{X}} \in \mathbb{R}^{I_1 \times I_2 \times I_3}$  and  $\underline{\mathbf{Y}} \in \mathbb{R}^{I_2 \times I_4 \times I_3}$ , the t-product  $\underline{\mathbf{X}} * \underline{\mathbf{Y}} \in \mathbb{R}^{I_1 \times I_4 \times I_3}$  is defined as follows

$$\underline{\mathbf{C}} = \underline{\mathbf{X}} * \underline{\mathbf{Y}} = \text{fold}(\text{circ}(\underline{\mathbf{X}}) \text{unfold}(\underline{\mathbf{Y}})), \quad (1)$$

where

$$\text{circ}(\underline{\mathbf{X}}) = \begin{bmatrix} \underline{\mathbf{X}}(:, :, 1) & \underline{\mathbf{X}}(:, :, I_3) & \cdots & \underline{\mathbf{X}}(:, :, 2) \\ \underline{\mathbf{X}}(:, :, 2) & \underline{\mathbf{X}}(:, :, 1) & \cdots & \underline{\mathbf{X}}(:, :, 3) \\ \vdots & \vdots & \ddots & \vdots \\ \underline{\mathbf{X}}(:, :, I_3) & \underline{\mathbf{X}}(:, :, I_3 - 1) & \cdots & \underline{\mathbf{X}}(:, :, 1) \end{bmatrix},$$

and

$$\text{unfold}(\underline{\mathbf{Y}}) = \begin{bmatrix} \underline{\mathbf{Y}}(:, :, 1) \\ \underline{\mathbf{Y}}(:, :, 2) \\ \vdots \\ \underline{\mathbf{Y}}(:, :, I_3) \end{bmatrix}, \quad \underline{\mathbf{Y}} = \text{fold}(\text{unfold}(\underline{\mathbf{Y}})).$$

In view of (1), it is seen that the t-product operation is the circular convolution operator and because of this, it can be easily computed through Fast Fourier Transform (FFT).

More precisely, we first transform all tubes of two tensors  $\underline{\mathbf{X}}$  and  $\underline{\mathbf{Y}}$ , into the Fourier domain denoted by  $\hat{\underline{\mathbf{X}}}$  and  $\hat{\underline{\mathbf{Y}}}$ , then multiply frontal slices of the tensors  $\hat{\underline{\mathbf{X}}}$ ,  $\hat{\underline{\mathbf{Y}}}$  and obtain a new tensor  $\hat{\underline{\mathbf{C}}}$ . Finally we apply the Inverse FFT (IFFT) to all tubes of the resulting tensor  $\hat{\underline{\mathbf{C}}}$ . This procedure is summarized in Algorithm 1. Note that the MATLAB command `fft( $\underline{\mathbf{X}}$ , [], 3)` is equivalent to computing the FFT of all tubes of the tensor  $\underline{\mathbf{X}}$ . The t-product can be defined according to an arbitrary invertible transform [39]. For example, the unitary transform matrices are utilized in [40], instead of discrete Fourier transform matrices. It was also proposed in [41] to use non-invertible transforms instead of unitary matrices.

It is interesting to note that due to the special structure of the discrete Fourier transforms, we can reduce the  $I_3$  matrix-matrix multiplications in Algorithm 1 to only  $\lceil \frac{I_3+1}{2} \rceil$ , (see [42] for details). To do so, we can consider the following computations instead of the “for” loop in Algorithm 1

$$\begin{aligned} \hat{\underline{\mathbf{C}}}(:, :, i) &= \hat{\underline{\mathbf{X}}}(:, :, i) \hat{\underline{\mathbf{Y}}}(:, :, i), \\ i &= 1, 2, \dots, \lceil \frac{I_3+1}{2} \rceil, \end{aligned} \quad (2)$$

$$\begin{aligned} \hat{\underline{\mathbf{C}}}(:, :, i) &= \text{conj}(\hat{\underline{\mathbf{C}}}(:, :, I_3 - i + 2)) \\ i &= \lceil \frac{I_3+1}{2} \rceil + 1, \dots, I_3. \end{aligned} \quad (3)$$

Having computed the multiplications in (2), the rest of computations in (3) are not expensive. So this version of the t-product is faster than its naive implementation and we use it in all our simulations<sup>4</sup>.

---

**Algorithm 1:** t-product in the Fourier domain [13]

---

**Input :** Two data tensors

$$\underline{\mathbf{X}} \in \mathbb{R}^{I_1 \times I_2 \times I_3}, \quad \underline{\mathbf{Y}} \in \mathbb{R}^{I_2 \times I_4 \times I_3}$$

**Output:** t-product  $\underline{\mathbf{C}} = \underline{\mathbf{X}} * \underline{\mathbf{Y}} \in \mathbb{R}^{I_1 \times I_4 \times I_3}$

- 1  $\hat{\underline{\mathbf{X}}} = \text{fft}(\underline{\mathbf{X}}, [], 3)$
  - 2  $\hat{\underline{\mathbf{Y}}} = \text{fft}(\underline{\mathbf{Y}}, [], 3)$
  - 3 **for**  $i = 1, 2, \dots, I_3$  **do**
  - 4    $\hat{\underline{\mathbf{C}}}(:, :, i) = \hat{\underline{\mathbf{X}}}(:, :, i) \hat{\underline{\mathbf{Y}}}(:, :, i)$
  - 5 **end**
  - 6  $\underline{\mathbf{C}} = \text{ifft}(\hat{\underline{\mathbf{C}}}, [], 3)$
- 

**Definition 3.** (Transpose) The transpose of tensor  $\underline{\mathbf{X}} \in \mathbb{R}^{I_1 \times I_2 \times I_3}$  is denoted by  $\underline{\mathbf{X}}^T \in \mathbb{R}^{I_2 \times I_1 \times I_3}$  and it is produced by applying the transpose to all frontal slices of the tensor  $\underline{\mathbf{X}}$  and reversing the order of the second till the last transposed frontal slices.

**Definition 4.** (Identity tensor) Identity tensor  $\underline{\mathbf{I}} \in \mathbb{R}^{I_1 \times I_1 \times I_3}$  is a tensor whose first frontal slice is an identity matrix of size  $I_1 \times I_1$  and all other frontal slices are zero. It is easy to show  $\underline{\mathbf{I}} * \underline{\mathbf{X}} = \underline{\mathbf{X}}$  and  $\underline{\mathbf{X}} * \underline{\mathbf{I}} = \underline{\mathbf{X}}$  for all tensors of conforming sizes.

**Definition 5.** (Orthogonal tensor) A tensor  $\underline{\mathbf{X}} \in \mathbb{R}^{I_1 \times I_1 \times I_3}$  is orthogonal (under t-product operator) if  $\underline{\mathbf{X}}^T * \underline{\mathbf{X}} = \underline{\mathbf{X}} * \underline{\mathbf{X}}^T = \underline{\mathbf{I}}$ .

<sup>4</sup>The MATLAB implementation of this multiplication and related tubal operations are provided in the toolbox <https://github.com/canyilu/Tensor-tensor-product-toolbox>

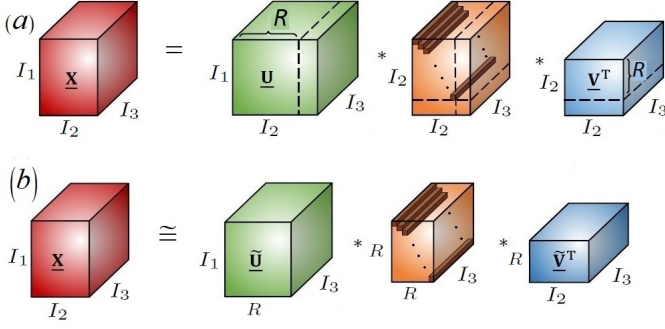


Fig. 2. Illustration of (a) Tubal SVD (t-SVD) and (b) truncated t-SVD for a third-order tensor.

**Definition 6.** (f-diagonal tensor) If all frontal slices of a tensor are diagonal then the tensor is called f-diagonal.

**Definition 7.** (Random tensor) A tensor  $\underline{\Omega}$  is random if its first frontal slice  $\mathbf{X}(:, :, 1)$  has independent and identically distributed (i.i.d) elements while the other frontal slices are zero.

**Definition 8.** Let  $\mathcal{V}_1$  and  $\mathcal{V}_2$  be two vector spaces with corresponding inner products  $\langle \cdot \rangle_{\mathcal{V}_1}$  and  $\langle \cdot \rangle_{\mathcal{V}_2}$  respectively and  $\mathcal{L} : \mathcal{V}_1 \rightarrow \mathcal{V}_2$  be a linear operator. The adjoint of the operator  $\mathcal{L}$  is denoted by  $\mathcal{L}^{adj}$  and satisfies the following relation

$$\langle \mathcal{L}(\underline{\mathbf{X}}), \underline{\mathbf{Y}} \rangle_{\mathcal{V}_1} = \langle \underline{\mathbf{X}}, \mathcal{L}^{adj}(\underline{\mathbf{Y}}) \rangle_{\mathcal{V}_2}.$$

## II. TUBAL SVD AND TUBAL QR DECOMPOSITION

Tubal SVD (t-SVD) is a special type of tensor decomposition representing a third-order tensor as a product of three third-order tensors where the middle tensor is f-diagonal ([13], [14], [15], [24]), see Figure 2, for a graphical illustration of the t-SVD and its truncated version. The generalization of the t-SVD to higher order tensors is given in [43]. Throughout this paper for the t-SVD, we only focus on third-order tensors, though the extension of our approach to tensors of order higher than 3 is straightforward.

The number of nonzero tubes is called tubal rank. Unlike the Tucker decomposition or CPD, the truncated t-SVD gives the best approximation in the least-squares sense for any unitary invariant tensor norm [13].

Let  $\underline{\mathbf{X}} \in \mathbb{R}^{I_1 \times I_2 \times I_3}$ , then the t-SVD of the tensor  $\underline{\mathbf{X}}$ , admits the model  $\underline{\mathbf{X}} = \underline{\mathbf{U}} * \underline{\mathbf{S}} * \underline{\mathbf{V}}^T$ , where  $\underline{\mathbf{U}} \in \mathbb{R}^{I_1 \times R \times I_3}$ ,  $\underline{\mathbf{V}} \in \mathbb{R}^{R \times I_2 \times I_3}$  are orthogonal tensors and the tensor  $\underline{\mathbf{S}} \in \mathbb{R}^{R \times R \times I_3}$  is f-diagonal ([13], [14]). Computation of the t-SVD is performed in the Fourier domain and this is summarized in Algorithm 2. Here, similar to the t-product, it is sufficient to consider only the truncated SVD of the first  $\lceil \frac{I_3+1}{2} \rceil$  frontal slices  $\hat{\underline{\mathbf{X}}}(:, :, i)$ ,  $i = 1, 2, \dots, \lceil \frac{I_3+1}{2} \rceil$ , (see [42], for details). More precisely, we first compute the truncated SVD of the first  $\lceil \frac{I_3+1}{2} \rceil$  frontal slices  $\hat{\underline{\mathbf{X}}}(:, :, i)$ ,  $i = 1, 2, \dots, \lceil \frac{I_3+1}{2} \rceil$  as

follows

$$[\hat{\underline{\mathbf{U}}}(:, :, i), \hat{\underline{\mathbf{S}}}(:, :, i), \hat{\underline{\mathbf{V}}}(:, :, i)] = \text{truncated\_svd}(\hat{\underline{\mathbf{X}}}(:, :, i), R) \\ i = 1, 2, \dots, \lceil \frac{I_3+1}{2} \rceil, \quad (4)$$

and store  $\hat{\underline{\mathbf{U}}}(:, :, i)$ ,  $\hat{\underline{\mathbf{V}}}(:, :, i)$  and  $\hat{\underline{\mathbf{S}}}(:, :, i)$ , for  $i = 1, 2, \dots, \lceil \frac{I_3+1}{2} \rceil$ . Then, they are used to recover the remaining factors  $\hat{\underline{\mathbf{U}}}(:, :, i)$ ,  $\hat{\underline{\mathbf{S}}}(:, :, i)$ ,  $\hat{\underline{\mathbf{V}}}(:, :, i)$ ,  $i = \lceil \frac{I_3+1}{2} \rceil + 1, \dots, I_3$  based on the following relations

$$\begin{aligned} \hat{\underline{\mathbf{U}}}(:, :, i) &= \hat{\underline{\mathbf{U}}}(:, :, I_3 - i + 2), \\ \hat{\underline{\mathbf{S}}}(:, :, i) &= \hat{\underline{\mathbf{S}}}(:, :, I_3 - i + 2), \\ \hat{\underline{\mathbf{V}}}(:, :, i) &= \hat{\underline{\mathbf{V}}}(:, :, I_3 - i + 2), \\ i &= \lceil \frac{I_3+1}{2} \rceil + 1, \dots, I_3. \end{aligned} \quad (5)$$

Similar to the t-product, instead of the discrete Fourier transform matrices, one can define the t-SVD according to an arbitrary unitary transform matrix. It is shown in [41] that this can provide t-SVD with lower tubal rank.

---

### Algorithm 2: Truncated t-SVD

---

**Input :** A data tensor  $\underline{\mathbf{X}} \in \mathbb{R}^{I_1 \times I_2 \times I_3}$  and a target tubal rank  $R$ ;  
**Output:**  $\underline{\mathbf{U}}_R \in \mathbb{R}^{I_1 \times R \times I_3}$ ,  $\underline{\mathbf{S}}_R \in \mathbb{R}^{R \times R \times I_3}$ ,  $\underline{\mathbf{V}}_R \in \mathbb{R}^{I_2 \times R \times I_3}$ ;  
1  $\hat{\underline{\mathbf{X}}} = \text{fft}(\underline{\mathbf{X}}, [], 3)$ ;  
2 **for**  $i = 1, 2, \dots, I_3$  **do**  
3      $[\mathbf{U}, \mathbf{S}, \mathbf{V}] = \text{truncated\_svd}(\hat{\underline{\mathbf{X}}}(:, :, i), R)$ ;  
4      $\hat{\underline{\mathbf{U}}}(:, :, i) = \mathbf{U}$ ;  
5      $\hat{\underline{\mathbf{S}}}(:, :, i) = \mathbf{S}$ ;  
6      $\hat{\underline{\mathbf{V}}}(:, :, i) = \mathbf{V}$ ;  
7 **end**  
8  $\underline{\mathbf{U}}_R = \text{ifft}(\hat{\underline{\mathbf{U}}}, [], 3)$ ,  $\underline{\mathbf{S}}_R = \text{ifft}(\hat{\underline{\mathbf{S}}}, [], 3)$ ,  
9  $\underline{\mathbf{V}}_R = \text{ifft}(\hat{\underline{\mathbf{V}}}, [], 3)$ .

---

The tubal QR computation can be analogously defined based on the t-product. Here, for the tubal QR decomposition of a tensor  $\underline{\mathbf{X}} \in \mathbb{R}^{I_1 \times I_2 \times I_3}$ , i.e.,  $\underline{\mathbf{X}} = \underline{\mathbf{Q}} * \underline{\mathbf{R}}$ , we first compute the FFT of the tensor  $\underline{\mathbf{X}}$  as

$$\hat{\underline{\mathbf{X}}} = \text{fft}(\underline{\mathbf{X}}, [], 3), \quad (6)$$

and then the QR decompositions of all frontal slices of the tensor  $\hat{\underline{\mathbf{X}}}$  are computed as follows

$$\hat{\underline{\mathbf{X}}}(:, :, i) = \hat{\underline{\mathbf{Q}}}(:, :, i) \hat{\underline{\mathbf{R}}}(:, :, i), \quad i = 1, 2, \dots, I_3.$$

Finally the IFFT operator is applied to the tensors  $\hat{\underline{\mathbf{Q}}}$  and  $\hat{\underline{\mathbf{R}}}$ , to compute the tensors  $\underline{\mathbf{Q}}$  and  $\underline{\mathbf{R}}$ . Similar to the matrix case, a tensor can be orthogonalized by applying the t-QR decomposition and taking the  $\underline{\mathbf{Q}}$  part. We use the notation  $\text{orth}(\underline{\mathbf{X}})$  to denote this operation. The tubal SVD and tubal QR decomposition with  $I_3 = 1$  are reduced to the classical matrix SVD and QR decomposition. So, in this special case,  $\text{orth}(\underline{\mathbf{X}})$

gives the orthogonal part of the matrix QR decomposition. In MATLAB, this is equivalent to  $\mathbf{Q} = \text{qr}(\mathbf{X}, 0)$ .

For large-scale tensors, Algorithm 2 is expensive even if we use formulations (4) and (5), because of the computation of a sequence of SVDs. To tackle this difficulty, the random projection technique can be used [34], [36]. To do so, in the first stage, we make reduction on the data tensor  $\underline{\mathbf{X}}$  as  $\underline{\mathbf{Y}} = \underline{\mathbf{X}} * \underline{\mathbf{\Omega}}$  where  $\underline{\mathbf{\Omega}} \in \mathbb{R}^{I_2 \times (R+P) \times I_3}$  is a random tensor. Then, the t-QR decomposition of the tensor  $\underline{\mathbf{Y}}$  is computed to get a low tubal rank approximation of the tensor  $\underline{\mathbf{X}}$  as follows

$$\underline{\mathbf{X}} \cong \underline{\mathbf{Q}} * \underline{\mathbf{B}}, \quad (7)$$

where  $\underline{\mathbf{B}} = \underline{\mathbf{Q}}^T * \underline{\mathbf{X}}$ ,  $\underline{\mathbf{Q}} \in \mathbb{R}^{I_1 \times (R+P) \times I_3}$ , and  $\underline{\mathbf{B}} \in \mathbb{R}^{(R+P) \times I_2 \times I_3}$ . Note  $R+P \ll I_2$ , where  $R$  is an estimation of the tubal-rank and  $P$  is the *oversampling* parameter for a better capturing the range of the tensor  $\underline{\mathbf{X}}$  [34]. Having computed the low tubal-rank approximation (7), and the t-SVD of  $\underline{\mathbf{B}}$  as  $\underline{\mathbf{B}} = \underline{\mathbf{\hat{U}}} * \underline{\mathbf{S}} * \underline{\mathbf{V}}^T$ , the t-SVD of  $\underline{\mathbf{X}}$  can be recovered as  $\underline{\mathbf{X}} = (\underline{\mathbf{Q}} * \underline{\mathbf{\hat{U}}}) * \underline{\mathbf{S}} * \underline{\mathbf{V}}^T$ . Note that the tensor  $\underline{\mathbf{B}}$  has smaller size than the original data tensor  $\underline{\mathbf{X}}$  and it is easier to handle. If we apply other decompositions such as tensor QR or tensor CUR [44] on the compressed tensor  $\underline{\mathbf{B}}$ , they are called randomized QR or randomized CUR algorithms.

A closely related concept is the *power iteration* technique which is used in the scenarios that the frontal slices of the underlying data tensor  $\underline{\mathbf{X}}$  do not have fast decaying singular values. In this situation, instead of the data tensor  $\underline{\mathbf{X}}$ , the new tensor  $\underline{\mathbf{Y}} = (\underline{\mathbf{X}} * \underline{\mathbf{X}}^T)^q * \underline{\mathbf{X}}$  is multiplied with a random tensor. By straightforward computation and substituting the t-SVD of  $\underline{\mathbf{X}}$  in  $\underline{\mathbf{Y}}$ , we have  $\underline{\mathbf{Y}} = \underline{\mathbf{U}} * \underline{\mathbf{S}}^{2q+1} * \underline{\mathbf{V}}^T$ , where  $\underline{\mathbf{S}}^{2q+1} = \underbrace{\underline{\mathbf{S}} * \underline{\mathbf{S}} * \dots * \underline{\mathbf{S}}}_{2q+1 \text{ times}}$ . It is seen that the left and right tensor

parts of the t-SVD of  $\underline{\mathbf{X}}$  and  $\underline{\mathbf{Y}}$  are the same while the middle tensor of  $\underline{\mathbf{Y}}$ , e.g.  $\underline{\mathbf{S}}^{2q+1}$  has frontal slices with faster decaying singular values than the tensor  $\underline{\mathbf{S}}$ . For the stability issues, we should avoid the direction computation  $\underline{\mathbf{Y}} = (\underline{\mathbf{X}} * \underline{\mathbf{X}}^T)^q * \underline{\mathbf{X}}$  and this should be performed sequentially using the subspace iteration method [34], (we will use this approach in Section III). Larger  $P$  and  $q$  lead to better accuracy while they need higher computational costs. In practice, the power iteration  $q = 1, 2, 3$  and oversampling  $P = 10$  are often sufficient to provide satisfying results [45].

The sampling approach can also be used for low tubal rank approximation besides the random projection. Indeed, a randomized slice sampling algorithm was proposed in [35] in which horizontal and lateral slices are selected and a low tubal rank approximation is computed based on them, see Figure 3 for a graphical illustration on this approach. The work [36], generalized the pass-efficient randomized algorithms proposed in [46] to tensors. These algorithms are very efficient when the number of passes over the data tensor is our main concern. For example in situations that the underlying data tensor is stored out of core and the communication cost may exceed our main computations. All of these algorithms need an estimation of the tubal rank and for a given error bound, they can not find an optimal tubal rank automatically.

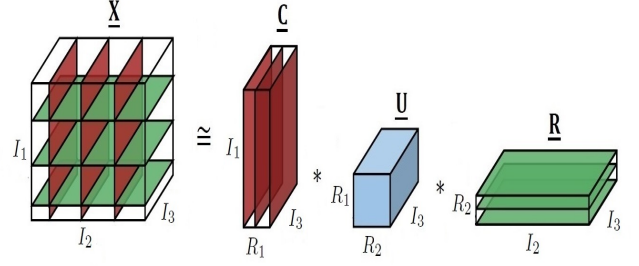


Fig. 3. Randomized t-SVD based on slice sampling [35], [44].

We now derive the adjoint of the operator  $\mathcal{L}(\underline{\mathbf{X}}) = \underline{\mathbf{Q}} * \underline{\mathbf{X}}$  which we will need it in our analysis.

**Lemma 1.** For the linear operator defined as follow

$$\mathcal{L} : \mathcal{V} \rightarrow \mathcal{V}$$

$$\mathcal{L}(\underline{\mathbf{X}}) = \underline{\mathbf{Q}} * \underline{\mathbf{X}},$$

where  $\mathcal{V}$  is the space of third-order tensors, the adjoint of  $\mathcal{L}$  is  $\mathcal{L}^{adj}(\underline{\mathbf{X}}) = \underline{\mathbf{Q}}^T * \underline{\mathbf{X}}$ .

*Proof.* From the following straightforward computations, we have

$$\begin{aligned} \langle \underline{\mathbf{Q}} * \underline{\mathbf{X}}, \underline{\mathbf{Y}} \rangle &= \langle \text{circ}(\underline{\mathbf{Q}}) \text{ unfold}(\underline{\mathbf{X}}), \text{unfold}(\underline{\mathbf{Y}}) \rangle \\ &= \langle \text{unfold}(\underline{\mathbf{X}}), \text{circ}(\underline{\mathbf{Q}})^T \text{ unfold}(\underline{\mathbf{Y}}) \rangle \\ &= \langle \underline{\mathbf{X}}, \underline{\mathbf{Q}}^T * \underline{\mathbf{Y}} \rangle. \end{aligned} \quad (8)$$

In deriving (8), note  $\text{circ}(\underline{\mathbf{Q}}^T) = (\text{circ}(\underline{\mathbf{Q}}))^T$ . This completes the proof.  $\square$

Using Lemma (1), it can be easily proved that multiplying a tensor with an orthogonal tensor does not change its Frobenius norm because

$$\|\underline{\mathbf{Q}} * \underline{\mathbf{B}}\|_F^2 = \langle \underline{\mathbf{Q}} * \underline{\mathbf{B}}, \underline{\mathbf{Q}} * \underline{\mathbf{B}} \rangle = \langle \underline{\mathbf{Q}}^T * \underline{\mathbf{Q}} * \underline{\mathbf{B}}, \underline{\mathbf{B}} \rangle = \|\underline{\mathbf{B}}\|_F^2.$$

### III. PROPOSED APPROACH

As discussed earlier, the randomized tubal rank approximation algorithms proposed in ([34], [35], [36], [47]) require an estimation of the tubal rank which may be a difficult task. To solve this limitation, we propose a new randomized fixed-precision or adaptive algorithm which for a given approximation error bound, it can find an optimal tubal rank of the underlying data tensor and corresponding low tubal rank approximation, automatically. To be more precise, let  $\underline{\mathbf{X}} \in \mathbb{R}^{I_1 \times I_2 \times I_3}$  be a given data tensor and  $\epsilon$  be a given error bound. We aim at finding a tubal rank  $R$  for which we have

$$\|\underline{\mathbf{X}} - \underline{\mathbf{Q}} * \underline{\mathbf{B}}\| \leq \epsilon, \quad (9)$$

where  $\underline{\mathbf{Q}} \in \mathbb{R}^{I_1 \times R \times I_3}$  and  $\underline{\mathbf{B}} = \underline{\mathbf{Q}}^T * \underline{\mathbf{X}} \in \mathbb{R}^{R \times I_2 \times I_3}$ . Then the t-SVD of the tensor  $\underline{\mathbf{X}}$  can be recovered from computing the truncated t-SVD of the smaller tensor  $\underline{\mathbf{B}}$  as discussed in Section II.

Our algorithm is a generalization of the randomized fixed-precision algorithm developed in [37] which is a modification and improved version of the fixed-precision algorithm proposed in [38]. Similar to the idea presented in [37], we propose to gradually increase the size of the second and first modes of  $\underline{\mathbf{Q}}$  and  $\underline{\mathbf{B}}$ , respectively, until the condition (9) is satisfied. In terms of the terminologies introduced in Section I, this means that the new block tensors are concatenated along the second and the first modes of the current blocks  $\underline{\mathbf{Q}}$  and  $\underline{\mathbf{B}}$ , respectively. For a better understanding on the proposed algorithm, let us first start from the randomized blockQB algorithm developed in [38] for low rank matrix approximation and summarized in Algorithm 3. For a given matrix  $\mathbf{X} \in \mathbb{R}^{I \times J}$  and a target rank  $R$ , the random projection method, provides a low rank approximation  $\mathbf{X} \cong \mathbf{Q}\mathbf{B}$  as follows

$$\begin{aligned}\Omega &= \text{randn}(J, R), \\ \mathbf{Q} &= \text{orth}(\mathbf{X}\Omega), \\ \mathbf{B} &= \mathbf{Q}^T \mathbf{X}.\end{aligned}\quad (10)$$

The block form of procedure (10) can improve computational efficiency, simplifies implementation on parallel machines and makes it possible to use the BLAS-3 operations. Besides, it facilitates the adaptive rank determination ([38], [45]). Let  $R = bs$  where  $b$  is the block size parameter and  $s$  is the number of such blocks to build matrices. In practice,  $b$  is selected much smaller than  $R$  while this depends strongly on the underlying hardware [37]. Then, consider the block versions of the random matrix  $\Omega$  and the matrix  $\mathbf{B}$  as  $\Omega = [\Omega^{(1)}, \Omega^{(2)}, \dots, \Omega^{(s)}]$  and  $\mathbf{B} = [\mathbf{B}^{(1)T}, \mathbf{B}^{(2)T}, \dots, \mathbf{B}^{(s)T}]^T$ , where  $\Omega^{(i)} \in \mathbb{R}^{J \times b}$  and  $\mathbf{B}^{(i)} \in \mathbb{R}^{b \times J}$  for  $i = 1, 2, \dots, s$ . It was proved in [38] that the following iterative procedures

$$\begin{aligned}\mathbf{Q}^{(i)} &= \text{orth}(\mathbf{X}^{(i-1)} \Omega^{(i)}), \\ \mathbf{B}^{(i)} &= \mathbf{Q}^{(i)T} \mathbf{X}^{(i-1)}, \\ \mathbf{X}^{(i)} &= \mathbf{X}^{(i-1)} - \mathbf{Q}^{(i)} \mathbf{B}^{(i)},\end{aligned}\quad (11)$$

are equivalent to (10) where  $\mathbf{X}^{(0)} = \mathbf{X}$  and  $i = 1, 2, \dots, s$ , but in the block format. This blocking strategy helps to develop an adaptive algorithm for low rank approximation because, at each iteration, we can add new blocks to the matrices  $\mathbf{Q}$  and  $\mathbf{B}$  and check whether the stopping criterion  $\|\mathbf{X} - \mathbf{Q}\mathbf{B}\| \leq \epsilon$  is satisfied or not. So, we can adaptively estimate the rank.

Algorithm 3, is the implementation of the above-mentioned procedure which is also equipped with the power iteration (Lines 4-7) for the situations that the singular values do not decay very fast.

The authors in [37] proposed a more efficient version of Algorithm 3 in the sense of computing the error norm at each iteration. Our proposed Algorithm 4 is a generalization of this algorithm to the tensor case. It requires only an approximation error bound  $\epsilon$ , a block size  $b$  and a power iteration parameter  $q$  as inputs. Also the operator “orth” in Lines 5, 7, 8 and 10, gives the orthogonal part of the t-QR decomposition for a given data tensor. Please note that in the sequel, the notation  $\underline{\mathbf{B}}^{(i)}$ , denotes a block tensor constructed by composing  $i$  tensors  $\underline{\mathbf{B}}^{(k)}$ ,  $k = 1, 2, \dots, i$ , i.e.,  $\underline{\mathbf{B}}_i = [\underline{\mathbf{B}}^{(1)}, \underline{\mathbf{B}}^{(2)}, \dots, \underline{\mathbf{B}}^{(i)}]$ .

---

**Algorithm 3:** The blocked randQB algorithm [38]

---

**Input :** A matrix  $\mathbf{X} \in \mathbb{R}^{I_1 \times I_2}$ ; a tolerance  $\epsilon$ ; a block size  $b$ .  
**Output:**  $\mathbf{Q} = [\mathbf{Q}^{(1)}, \dots, \mathbf{Q}^{(i)}]$ ,  $\mathbf{B} = [\mathbf{B}^{(1)T}, \dots, \mathbf{B}^{(i)T}]^T$  such that  $\|\mathbf{X} - \mathbf{Q}\mathbf{B}\|_F < \epsilon$  and corresponding optimal matrix rank  $R$

```

1 for  $i = 1, 2, 3, \dots$  do
2    $\Omega^{(i)} = \text{randn}(I_2, b)$ ;
3    $\mathbf{Q}^{(i)} = \text{orth}(\mathbf{X}\Omega^{(i)})$ ;
4   for  $j = 1, 2, \dots, q$  do
5      $\mathbf{Q}^{(i)} = \text{orth}(\mathbf{X}^T \mathbf{Q}^{(i)})$ ;
6      $\mathbf{Q}^{(i)} = \text{orth}(\mathbf{X} \mathbf{Q}^{(i)})$ ;
7   end
8    $\mathbf{Q}^{(i)} = \text{orth}(\mathbf{Q}^{(i)} - \sum_{j=1}^{i-1} \mathbf{Q}^{(j)} \mathbf{Q}^{(j)T} \mathbf{Q}^{(i)})$ ;
9    $\mathbf{B}^{(i)} = \mathbf{Q}^{(i)T} \mathbf{X}$ ;
10   $\mathbf{X} = \mathbf{X} - \mathbf{Q}^{(i)} \mathbf{B}^{(i)}$ ;
11   $\mathbf{Q} = [\mathbf{Q}^{(1)}, \dots, \mathbf{Q}^{(i)}]$ ;
12   $\mathbf{B} = [\mathbf{B}^{(1)T}, \dots, \mathbf{B}^{(i)T}]^T$ ;
13  if  $\|\mathbf{X}\|_F \leq \epsilon$  then stop
14 end
```

---



---

**Algorithm 4:** Proposed randomized tubal fixed-precision algorithm

---

**Input :** A tensor  $\underline{\mathbf{X}} \in \mathbb{R}^{I_1 \times I_2 \times I_3}$ ; a tolerance  $\epsilon$ ; a block size  $b$  and a power iteration  $q$ .  
**Output:**  $\underline{\mathbf{Q}}_i = [\underline{\mathbf{Q}}^{(1)}, \underline{\mathbf{Q}}^{(2)}, \dots, \underline{\mathbf{Q}}^{(i)}]$ ,  $\underline{\mathbf{B}}_i = \begin{bmatrix} \underline{\mathbf{B}}^{(1)} \\ \underline{\mathbf{B}}^{(2)} \\ \vdots \\ \underline{\mathbf{B}}^{(i)} \end{bmatrix}$  such that  $\|\underline{\mathbf{X}} - \underline{\mathbf{Q}} * \underline{\mathbf{B}}\|_F < \epsilon$  and corresponding optimal tubal rank  $R$

```

1  $\underline{\mathbf{Q}} = []$ ,  $\underline{\mathbf{B}} = []$ ;
2  $E = \|\underline{\mathbf{X}}\|_F^2$ ;
3 for  $i = 1, 2, \dots$  do
4    $\underline{\Omega}^{(i)} = \text{randn}(I_2, b, I_3)$ ;
5    $\underline{\mathbf{Q}}^{(i)} = \text{orth}(\underline{\mathbf{X}} * \underline{\Omega}^{(i)} - \underline{\mathbf{Q}} * (\underline{\mathbf{B}} * \underline{\Omega}^{(i)}))$ ;
6   for  $j = 1, 2, \dots, q$  do
7      $\underline{\mathbf{Q}}^{(i)} = \text{orth}(\underline{\mathbf{X}}^T * \underline{\mathbf{Q}}^{(i)})$ ;
8      $\underline{\mathbf{Q}}^{(i)} = \text{orth}(\underline{\mathbf{X}} * \underline{\mathbf{Q}}^{(i)})$ ;
9   end
10   $\underline{\mathbf{Q}}^{(i)} = \text{orth}(\underline{\mathbf{Q}}^{(i)} - \underline{\mathbf{Q}} * (\underline{\mathbf{Q}}^T * \underline{\mathbf{Q}}^{(i)}))$ ;
11   $\underline{\mathbf{B}}^{(i)} = \underline{\mathbf{Q}}^{(i)T} * \underline{\mathbf{X}}$ ;
12   $\underline{\mathbf{Q}} = \underline{\mathbf{Q}} \boxplus_2 \underline{\mathbf{Q}}^{(i)}$ ;
13   $\underline{\mathbf{B}} = \underline{\mathbf{B}} \boxplus_1 \underline{\mathbf{B}}^{(i)}$ ;
14   $E = E - \|\underline{\mathbf{B}}^{(i)}\|_F^2$ ;
15  if  $E < \epsilon^2$  then
16    Break
17  end
18 end
```

---

**Algorithm 5:** Precise tubal rank selection (Lines 15-17 of Algorithm 4)

---

```

1 if  $\left(E - \|\underline{\mathbf{B}}^{(i)}\|_F^2 < \epsilon^2\right)$  then
2   for  $j = 1, 2, \dots, b$  do
3      $E = E - \|\underline{\mathbf{B}}^{(i)}(j, :, :)\|_F^2$ ;
4     if  $E < \epsilon^2$  then
5       Remove  $\underline{\mathbf{B}}^{(i)}(j+1 : b, :, :)$  from  $\underline{\mathbf{B}}^{(i)}$  and
       remove  $\underline{\mathbf{Q}}^{(i)}(:, j+1 : b, :)$  from  $\underline{\mathbf{Q}}^{(i)}$ ;
6       Break
7     end
8   end
9   if  $j < b$  then
10    Set the tubal rank as  $(i-1)b + j$ 
11  else
12    Set the tubal rank as  $ib$ 
13  end
14 end

```

---

Inspired by [37], in the next theorem, we present an elegant way for computing the residual error term.

**Theorem 2.** Let  $\underline{\mathbf{X}} \in \mathbb{R}^{I_1 \times I_2 \times I_3}$  be a given tensor,  $\underline{\mathbf{Q}} \in \mathbb{R}^{I_1 \times R \times I_2}$  an orthogonal tensor ( $R < I_2$ ), and  $\underline{\mathbf{B}} = \underline{\mathbf{Q}}^T * \underline{\mathbf{X}} \in \mathbb{R}^{R \times I_2 \times I_3}$  then

$$\|\underline{\mathbf{X}} - \underline{\mathbf{Q}} * \underline{\mathbf{B}}\|_F^2 = \|\underline{\mathbf{X}}\|_F^2 - \|\underline{\mathbf{B}}\|_F^2.$$

*Proof.* Considering the following straightforward computations

$$\begin{aligned}
\|\underline{\mathbf{X}} - \underline{\mathbf{Q}} * \underline{\mathbf{B}}\|_F^2 &= \langle \underline{\mathbf{X}} - \underline{\mathbf{Q}} * \underline{\mathbf{B}}, \underline{\mathbf{X}} - \underline{\mathbf{Q}} * \underline{\mathbf{B}} \rangle \\
&= \|\underline{\mathbf{X}}\|_F^2 - 2 \langle \underline{\mathbf{X}}, \underline{\mathbf{Q}} * \underline{\mathbf{B}} \rangle + \|\underline{\mathbf{B}}\|_F^2 \\
&= \|\underline{\mathbf{X}}\|_F^2 - 2 \langle \underline{\mathbf{Q}}^T * \underline{\mathbf{X}}, \underline{\mathbf{B}} \rangle + \|\underline{\mathbf{B}}\|_F^2 \\
&= \|\underline{\mathbf{X}}\|_F^2 - \|\underline{\mathbf{B}}\|_F^2.
\end{aligned}$$

the theorem is proved.  $\square$

From Theorem 2, instead of computing the residual  $\underline{\mathbf{X}} - \underline{\mathbf{Q}} * \underline{\mathbf{B}}$  and its Frobenius norm, we only need to compute the Frobenius norm of the tensor  $\underline{\mathbf{B}}$  at each iteration which has a smaller size ( $R \times I_2 \times I_3$ ). The Frobenius norm of the original data tensor  $\underline{\mathbf{X}}$  is computed once and the residual is computed by subtracting it from  $\|\underline{\mathbf{B}}\|_F^2$ . This computation can be further reduced as stated in Theorem 3.

**Theorem 3.** After executing the  $i$ -th iteration of Algorithm 4, the error term  $E_i$  is

$$E_i = E_{i-1} - \|\underline{\mathbf{B}}^{(i)}\|_F^2, \quad i = 1, 2, \dots$$

where  $E_i = \|\underline{\mathbf{X}} - \underline{\mathbf{Q}}_i * \underline{\mathbf{B}}_i\|_F^2$ , and  $\underline{\mathbf{Q}}_i = [\underline{\mathbf{Q}}^{(1)}, \underline{\mathbf{Q}}^{(2)}, \dots, \underline{\mathbf{Q}}^{(i)}]$ ,  $\underline{\mathbf{B}}_i = [\underline{\mathbf{B}}^{(1)}, \underline{\mathbf{B}}^{(2)}, \dots, \underline{\mathbf{B}}^{(i)}]$ .

*Proof.* By the following straightforward computations and using Theorem 2, we have

$$\begin{aligned}
E_i &= \|\underline{\mathbf{X}}\|_F^2 - \|\underline{\mathbf{B}}_i\|_F^2 = \|\underline{\mathbf{X}}\|_F^2 - \sum_{j=1}^{i-1} \|\underline{\mathbf{B}}_j\|_F^2 - \|\underline{\mathbf{B}}^{(i)}\|_F^2 \\
&= \|\underline{\mathbf{X}}\|_F^2 - \|\underline{\mathbf{B}}_{i-1}\|_F^2 - \|\underline{\mathbf{B}}^{(i)}\|_F^2 = E_{i-1} - \|\underline{\mathbf{B}}^{(i)}\|_F^2,
\end{aligned}$$

where we have used the property  $\underline{\mathbf{B}}_i = \underline{\mathbf{Q}}_i^T * \underline{\mathbf{X}}$ . This completes the proof.  $\square$

Assume that at iteration  $i$  of Algorithm 4, the stopping criterion is satisfied. This means we have already constructed the block tensors  $\underline{\mathbf{B}}_i = [\underline{\mathbf{B}}^{(1)}, \underline{\mathbf{B}}^{(2)}, \dots, \underline{\mathbf{B}}^{(i)}]$ , and  $\underline{\mathbf{Q}}_i = [\underline{\mathbf{Q}}^{(1)}, \underline{\mathbf{Q}}^{(2)}, \dots, \underline{\mathbf{Q}}^{(i)}]$ . Then to select the tubal rank precisely, we consider the last block tensors  $\underline{\mathbf{B}}^{(i)}$  and  $\underline{\mathbf{Q}}^{(i)}$  and gradually remove horizontal and lateral slices from them respectively. This procedure is described in Algorithm 5. In view of Theorems 2 and 3, we do not need to consider the block tensor  $\underline{\mathbf{Q}}^{(i)}$  and only we need to remove horizontal slices from the tensor  $\underline{\mathbf{B}}^{(i)}$ .

#### IV. COMPUTATIONAL COMPLEXITY

As discussed in [34], the computational complexity of Algorithm 2 for a tensor of Size  $I \times J \times K$  is  $\mathcal{O}(IJK \log(K)) + \mathcal{O}(IJK \min(I, J))$  where the first term is for transforming the tensor to the Fourier domain while the second is for tensor decomposition. In contrast, the complexity of randomized Algorithm 4 is  $\mathcal{O}(IJKb)$  which for  $b \ll \min\{I, J\}$  is significantly lower.

#### V. SIMULATIONS

In this section, we test the proposed randomized algorithm on synthetic and real-world data. All numerical simulations were performed on a laptop computer with 2.60 GHz Intel(R) Core(TM) i7-5600U processor and 8GB memory. In all our simulations, we set the power iteration  $q = 1$ . The compression ratio is defined as  $\frac{\text{Number of parameters of the original tensors}}{\text{Number of parameters in the compressed model}}$ . We have used some MATLAB function from the toolbox <https://github.com/canyilu/Tensor-tensor-product-toolbox>.

**Example 1.** In this example, we apply our algorithm to a synthetic data tensor of low tubal-rank. Let  $\underline{\mathbf{U}}, \underline{\mathbf{V}} \in \mathbb{R}^{n \times n \times n}$ , be random orthogonal tensors with respect to the t-product. To generate such tensors, we first generate random Gaussian tensors (with zero mean and unite variance), then compute their t-QR decomposition and take the Q part in our simulations. Also for the middle tensor  $\underline{\mathbf{S}} \in \mathbb{R}^{n \times n \times n}$ , we consider the following three cases

- Case I. The diagonal tensor  $\underline{\mathbf{S}}$  with only 15 nonzero tubes. Here again, the components of all tubes were Gaussian.
- Case II. (Fast polynomial decay) [46] The diagonal tensor  $\underline{\mathbf{S}}$  with polynomial and exponential decay of frontal

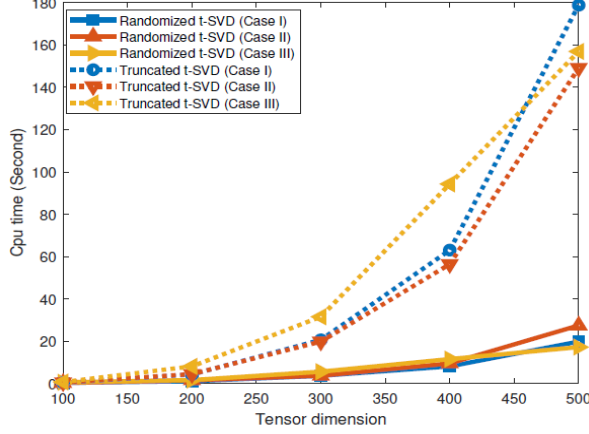


Fig. 4. Example 1. Running times comparison against tensor dimensions for Cases I-III with tubal rank  $R = 10$ .

slices. To do this, we consider the frontal slices of tensor  $\underline{\mathbf{S}}$  defined as follows

$$\underline{\mathbf{S}}(:, :, i) = \text{diag} \left( \underbrace{1, \dots, 1}_R, 2^{-2}, 3^{-2}, 4^{-2}, \dots, (n - R + 1)^{-2} \right), \quad i = 1, 2, \dots, n.$$

- Case III. (Fast exponentially decay) [46] Consider the frontal slices of tensor  $\underline{\mathbf{S}}$  defined as follows

$$\underline{\mathbf{S}}(:, :, i) = \text{diag} \left( \underbrace{1, \dots, 1}_R, 10^{-1}, 10^{-2}, 10^{-3}, \dots, 10^{-(n-R)} \right), \quad i = 1, 2, \dots, n.$$

We generate a new tensor corrupted with a noise term as follows

$$\underline{\mathbf{X}} = \underline{\mathbf{U}} * \underline{\mathbf{S}} * \underline{\mathbf{V}}^T + \delta \frac{\underline{\mathbf{Y}}}{\|\underline{\mathbf{Y}}\|},$$

where  $\underline{\mathbf{Y}} \in \mathbb{R}^{n \times n \times n}$ ,  $n = 100, 150, \dots, 500$  is also a Gaussian data tensor with zero mean and unite variance and  $\delta = 0.01$ . We set  $R = 10$  and apply the truncated t-SVD ([13], [14]) and Algorithm 4 (with  $\epsilon = 0.01$  and block size  $b = 100$ ) to this synthetic data tensor. The interesting point is that Algorithm 4 estimated the correct true tubal rank (10) for all tensors of different dimensions. This convinced us that the proposed algorithm is a reliable algorithm for tubal rank estimation. Then to examine the speed-up of our algorithm, we used truncated t-SVD with the estimated tubal rank (10). The running times of the proposed algorithm and the truncated t-SVD algorithms for different dimensions for Cases I-III are reported in Figure 4. The linear scaling of Algorithm 4 compared to the truncated t-SVD is visible. In all our experiments, the truncated t-SVD provided better accuracy but still quite close to the accuracy achieved by of the proposed algorithm.

**Example 2.** In this experiment, we consider two new synthetic third-order tensors to check again the performance of the

proposed algorithm. Consider a third-order tensors of size  $500 \times 500 \times 500$  whose components are generated as follows

- Case I:  $\underline{\mathbf{X}}(i, j, k) = \frac{1}{i+j+k}$ ,
- Case II:  $\underline{\mathbf{X}}(i, j, k) = \frac{1}{(i^5+j^5+k^5)^{1/5}}$ ,

where  $1 \leq i, j, k \leq 500$ . The (numerical) tubal rank of the tensor Case I is 21 and it is 14, for the tensor Case II. We have used the MATLAB code `tubalrank.m` included in *Tensor-Tensor Product Toolbox 2.0* to estimate the tubal rank of tensors. We set  $\epsilon = 0.001$  with block size  $b = 20$  and apply Algorithm 4 to these synthetic tensors. Here, Algorithm 4 gave the tubal rank 14 for the tensor Case I and the tubal rank 6 for the tensor Case II. Then we applied the truncated t-SVD to the data tensors (Case I and Case II) with the tubal ranks 14 and 6, respectively. Also, we considered the tolerances  $\epsilon = 0.01, 0.10$  for which Algorithm 4 estimated the tubal ranks as

- For  $\epsilon = 0.01$ , Case I (tubal rank 4) & Case II (tubal rank 8)
- For  $\epsilon = 0.1$ , Case I (tubal rank 2) & Case II (tubal rank 3)

Then, we applied the truncated t-SVD with the mentioned tubal ranks to the underlying data tensors. The running times of the proposed algorithm and the t-SVD are reported in Table II. It is seen that the Algorithm 4 outperforms the truncated t-SVD in terms of running time.

**Example 3.** In this example, we apply our proposed algorithm to compress the Yale B dataset. This dataset includes images of size  $192 \times 168$  for 38 person under different 30 illumination conditions and as a results a tensor of size  $192 \times 168 \times 30 \times 38$  is produced. We reshape this tensor to a third-order tensor of size  $192 \times 1140 \times 168$  and apply our proposed algorithm with approximation error bound  $\epsilon = 0.05, 0.04, 0.03$ . The approximate tubal ranks found by the our algorithm were 32, 46, 57 with corresponding compression ratios 5.0147, 3.4530, 2.7646, respectively. Then, for these specific tubal ranks, we also applied the truncated t-SVD algorithm. The running times and relative errors of the t-SVD and the proposed algorithm are reported in Table III. The reconstructed images for the tubal rank  $R = 32$  and  $\epsilon = 0.05$  are depicted in Figure 5. Here again, the superiority of the proposed algorithm over the truncated t-SVD in terms of running time (seconds) is visible.

**Example 4.** In this example, we apply Algorithm 4 to the COIL-100 dataset [48] which is the extension of the COIL-20 dataset. This data tensor consists of 7200 color images (100 objects under 72 rotations per object, see Figure 6 for some samples of this data tensor). The size of each image is  $128 \times 128 \times 3$  and the whole data is represented as a fifth-order tensor of size  $128 \times 128 \times 3 \times 100 \times 72$ . Since the proposed algorithm is applicable for third-order tensors, we first reshaped the tensor to a third-order tensor of size  $768 \times 768 \times 600$ , then applied the algorithm to compress it. Finally, the approximate tensors were reshaped to the original size of the dataset. Here, we considered the error bound  $\epsilon = 9e - 2$  and block size  $b = 50$  in our computations. Algorithm

TABLE II  
EXAMPLE 2, THE COMPARISON OF RUNNING TIMES AND RELATIVE ERRORS OF THE PROPOSED ALGORITHM AND THE TRUNCATED T-SVD.

Data Tensor Case I		
$\epsilon$	Proposed	Truncated t-SVD
0.001	<b>9.12</b> Sec (Error=9.2512e-04)	43.41 Sec (Error=2.4598e-04)
0.01	<b>6.22</b> Sec (Error=0.0041)	33.41 Sec (Error=0.0014)
0.10	<b>4.57</b> Sec (Error=0.0572)	22.53 Sec (Error=0.0252)
Data Tensor Case II		
$\epsilon$	Proposed	Truncated t-SVD
0.001	<b>11.20</b> Sec (Error=7.9713e-04)	44.32 Sec (Error=2.4598e-04)
0.01	<b>7.23</b> Sec (Error=0.0076)	35.13 Sec (Error=0.0027)
0.10	<b>5.32</b> Sec (Error=0.0720)	21.13 Sec (Error=0.0313)

TABLE III  
EXAMPLE 3, THE COMPARISON OF RUNNING TIMES AND RELATIVE ERRORS OF THE PROPOSED ALGORITHM AND THE TRUNCATED T-SVD.

$\epsilon$	Proposed	Truncated t-SVD
0.03	<b>11.205</b> Sec (Error=0.0285)	52.405 Sec (Error=0.0273)
0.04	<b>9.0678</b> Sec (Error=0.0395)	39.33 Sec (Error=0.0385)
0.05	<b>7.7945</b> Sec (Error=0.0499)	26.16 Sec (Error=0.0495)



Fig. 5. Example 3. Reconstructed images with the tubal rank  $R = 35$  and  $\epsilon = 0.05$  using the truncated t-SVD and the proposed algorithm.

4 gave the tubal rank 25 and for this tubal rank, we applied the truncated t-SVD to compress the COIL100 dataset. Here again, we achieved a significant acceleration ( $\times 7.5$  speed-up) compared with the truncated t-SVD. The reconstructed images obtained by our proposed algorithm and the truncated t-SVD are visualized in Figure 7. We see from Figure 7, that the reconstructed images by the proposed algorithm is close to one computed by the truncated t-SVD but with much less running time. Also, we tried to use other tolerances to examine the efficiency of Algorithm 4. We found that for very small tolerances, the tubal rank may be high for which the randomized algorithms are not applicable. Due to this issue we considered the moderate tolerances  $\epsilon = 0.10, 0.05, 0.07$  for which Algorithm 4 estimated the relatively small tubal ranks 39, 96 and 64, respectively. The truncated t-SVD was then applied to the COIL-100 dataset with the mentioned tubal ranks. The running times and corresponding relative errors are reported in Table IV. The results clearly show that the proposed algorithm is more efficient and faster than the truncated t-SVD for low tubal rank approximation of tensors.



Fig. 6. Some random samples of the COIL-100 dataset.




Fig. 7. Example 4, Reconstructed images with the tubal rank  $R = 45$  and  $\epsilon = 9e-2$  using the truncated t-SVD and the proposed algorithm.

TABLE IV  
EXAMPLE 4, THE COMPARISON OF RUNNING TIMES AND RELATIVE ERRORS OF THE PROPOSED ALGORITHM AND THE TRUNCATED T-SVD.

$\epsilon$	Proposed	Truncated t-SVD
0.05	<b>9.18</b> Sec (Error=0.0497)	120.81 Sec (Error=0.0286)
0.07	<b>8.31</b> Sec (Error=0.0697)	66.16 Sec (Error=0.0419)
0.10	<b>4.265</b> Sec (Error=0.0990)	28.08 Sec (Error=0.0616)

## VI. CONCLUSION AND FUTURE WORKS

In this paper, we proposed a new randomized fixed-precision algorithm for fast computation of tensor SVD (t-SVD). Unlike the existing randomized low tubal rank approximation methods, the proposed algorithm finds an optimal tubal rank and the corresponding low tubal rank approximation automatically given a data tensor and an approximation error bound. Simulations on synthetic and real-world data-sets confirmed that the proposed algorithm is efficient and applicable. This algorithm can be generalized to higher order tensors according to the paper [43]. This will be our future work and we are planning to use it to develop fast tensor completion algorithms similar to the strategy done in [49]. A detailed theoretical analysis of the proposed algorithm needs to be investigated. This is also our future work.

## VII. ACKNOWLEDGEMENTS

After acceptance of the paper, the author found similar incremental algorithms for computation of the t-SVD in [50], [51]. Thanks Dr. Ugochukwu Ugwu for bringing these works to the author's attention. The author would like to thank Stanislav Abukhovich for his help in the implementation of the algorithms. He introduced the author the MATLAB function `cat` to perform the tensor concatenation operation. He also pointed out constructive comments on the proof of Theorem 2. The author is also indebted to three anonymous reviewers for their constructive and useful comments which have greatly improved the quality of the paper. The author was partially supported by the Ministry of Education and Science of the Russian Federation (grant 075.10.2021.068).

## REFERENCES

- [1] F. L. Hitchcock, Multiple invariants and generalized rank of a p-way matrix or tensor, *Journal of Mathematics and Physics* 7 (1-4) (1928) 39–79.
- [2] F. L. Hitchcock, The expression of a tensor or a polyadic as a sum of products, *Journal of Mathematics and Physics* 6 (1-4) (1927) 164–189.
- [3] L. R. Tucker, Implications of factor analysis of three-way matrices for measurement of change, *Problems in measuring change* 15 (1963) 122–137.
- [4] L. R. Tucker, et al., The extension of factor analysis to three-dimensional matrices, *Contributions to mathematical psychology* 110119 (1964).
- [5] L. R. Tucker, Some mathematical notes on three-mode factor analysis, *Psychometrika* 31 (3) (1966) 279–311.
- [6] L. De Lathauwer, B. De Moor, J. Vandewalle, A multilinear singular value decomposition, *SIAM journal on Matrix Analysis and Applications* 21 (4) (2000) 1253–1278.
- [7] L. De Lathauwer, Decompositions of a higher-order tensor in block terms—Part II: Definitions and uniqueness, *SIAM Journal on Matrix Analysis and Applications* 30 (3) (2008) 1033–1066.
- [8] L. De Lathauwer, D. Nion, Decompositions of a higher-order tensor in block terms—Part III: Alternating least squares algorithms, *SIAM journal on Matrix Analysis and Applications* 30 (3) (2008) 1067–1083.
- [9] L. De Lathauwer, Decompositions of a higher-order tensor in block terms—part i: Lemmas for partitioned matrices, *SIAM Journal on Matrix Analysis and Applications* 30 (3) (2008) 1022–1032.
- [10] I. V. Oseledets, Tensor-train decomposition, *SIAM Journal on Scientific Computing* 33 (5) (2011) 2295–2317.
- [11] Q. Zhao, G. Zhou, S. Xie, L. Zhang, A. Cichocki, Tensor ring decomposition, *arXiv preprint arXiv:1606.05535* (2016).
- [12] M. Espig, K. K. Naraparaju, J. Schneider, A note on tensor chain approximation, *Computing and Visualization in Science* 15 (6) (2012) 331–344.
- [13] M. E. Kilmer, C. D. Martin, Factorization strategies for third-order tensors, *Linear Algebra and its Applications* 435 (3) (2011) 641–658.
- [14] M. E. Kilmer, K. Braman, N. Hao, R. C. Hoover, Third-order tensors as operators on matrices: A theoretical and computational framework with applications in imaging, *SIAM Journal on Matrix Analysis and Applications* 34 (1) (2013) 148–172.
- [15] K. Braman, Third-order tensors as linear operators on a space of matrices, *Linear Algebra and its Applications* 433 (7) (2010) 1241–1253.
- [16] A. Cichocki, D. Mandic, L. De Lathauwer, G. Zhou, Q. Zhao, C. Caiafa, H. A. Phan, Tensor decompositions for signal processing applications: From two-way to multiway component analysis, *IEEE Signal Processing Magazine* 32 (2) (2015) 145–163.
- [17] N. D. Sidiropoulos, L. De Lathauwer, X. Fu, K. Huang, E. E. Papalexakis, C. Faloutsos, Tensor decomposition for signal processing and machine learning, *IEEE Transactions on Signal Processing* 65 (13) (2017) 3551–3582.
- [18] P. Comon, C. Jutten, *Handbook of Blind Source Separation: Independent component analysis and applications*, Academic press, 2010.
- [19] R. Leardi, Multi-way analysis with applications in the chemical sciences, age smile, rasmus bro and paul geladi, wiley, chichester, 2004, isbn 0-471-98691-7, 381 pp, *Journal of Chemometrics: A Journal of the Chemometrics Society* 19 (2) (2005) 119–120.
- [20] A. H. Phan, A. Cichocki, Tensor decompositions for feature extraction and classification of high dimensional datasets, *Nonlinear theory and its applications*, *IEICE* 1 (1) (2010) 37–68.
- [21] A. Cichocki, N. Lee, I. Oseledets, A.-H. Phan, Q. Zhao, D. P. Mandic, et al., Tensor networks for dimensionality reduction and large-scale optimization: Part 1 low-rank tensor decompositions, *Foundations and Trends® in Machine Learning* 9 (4-5) (2016) 249–429.
- [22] A. Cichocki, A.-H. Phan, Q. Zhao, N. Lee, I. Oseledets, M. Sugiyama, D. P. Mandic, et al., Tensor networks for dimensionality reduction and large-scale optimization: Part 2 applications and future perspectives, *Foundations and Trends® in Machine Learning* 9 (6) (2017) 431–673.
- [23] T. G. Kolda, B. W. Bader, Tensor decompositions and applications, *SIAM review* 51 (3) (2009) 455–500.
- [24] D. F. Gleich, C. Greif, J. M. Varah, The power and arnoldi methods in an algebra of circulants, *Numerical Linear Algebra with Applications* 20 (5) (2013) 809–831.
- [25] E. Newman, L. Horesh, H. Avron, M. Kilmer, Stable tensor neural networks for rapid deep learning, *arXiv preprint arXiv:1811.06569* (2018).
- [26] E. Newman, A step in the right dimension: Tensor algebra and applications, Ph.D. thesis, Tufts University (2019).
- [27] Z. Zhang, S. Aeron, Exact tensor completion using t-svd, *IEEE Transactions on Signal Processing* 65 (6) (2016) 1511–1526.
- [28] Z. Zhang, G. Ely, S. Aeron, N. Hao, M. Kilmer, Novel methods for multilinear data completion and de-noising based on tensor-svd, in: *Proceedings of the IEEE conference on computer vision and pattern recognition*, 2014, pp. 3842–3849.
- [29] K. Lund, A new block Krylov subspace framework with applications to functions of matrices acting on multiple vectors, PhD Thesis, Temple University, 2018.
- [30] K. Lund, The tensor t-function: A definition for functions of third-order tensors, *Numerical Linear Algebra with Applications* 27 (3) (2020) 1–17.

- [31] Y. Miao, L. Qi, Y. Wei, Generalized tensor function via the tensor singular value decomposition based on the t-product, *Linear Algebra and its Applications* 590 (2020) 258–303.
- [32] Y. Miao, L. Qi, Y. Wei, T-jordan canonical form and t-drazin inverse based on the t-product, *Communications on Applied Mathematics and Computation* (2020) 1–20.
- [33] S. Soltani, M. E. Kilmer, P. C. Hansen, A tensor-based dictionary learning approach to tomographic image reconstruction, *BIT Numerical Mathematics* 56 (4) (2016) 1425–1454.
- [34] J. Zhang, A. K. Saibaba, M. E. Kilmer, S. Aeron, A randomized tensor singular value decomposition based on the t-product, *Numerical Linear Algebra with Applications* 25 (5) (2018) e2179.
- [35] D. A. Tarzanagh, G. Michailidis, Fast randomized algorithms for t-product based tensor operations and decompositions with applications to imaging data, *SIAM Journal on Imaging Sciences* 11 (4) (2018) 2629–2664.
- [36] L. Qi, G. Yu, T-singular values and t-sketching for third order tensors, *arXiv preprint arXiv:2103.00976* (2021).
- [37] W. Yu, Y. Gu, Y. Li, Efficient randomized algorithms for the fixed-precision low-rank matrix approximation, *SIAM Journal on Matrix Analysis and Applications* 39 (3) (2018) 1339–1359.
- [38] P.-G. Martinsson, S. Voronin, A randomized blocked algorithm for efficiently computing rank-revealing factorizations of matrices, *SIAM Journal on Scientific Computing* 38 (5) (2016) S485–S507.
- [39] E. Kernfeld, M. Kilmer, S. Aeron, Tensor–tensor products with invertible linear transforms, *Linear Algebra and its Applications* 485 (2015) 545–570.
- [40] G. Song, M. K. Ng, X. Zhang, Robust tensor completion using transformed tensor singular value decomposition, *Numerical Linear Algebra with Applications* 27 (3) (2020) e2299.
- [41] T.-X. Jiang, M. K. Ng, X.-L. Zhao, T.-Z. Huang, Framelet representation of tensor nuclear norm for third-order tensor completion, *IEEE Transactions on Image Processing* 29 (2020) 7233–7244.
- [42] C. Lu, J. Feng, Y. Chen, W. Liu, Z. Lin, S. Yan, Tensor robust principal component analysis with a new tensor nuclear norm, *IEEE transactions on pattern analysis and machine intelligence* 42 (4) (2019) 925–938.
- [43] C. D. Martin, R. Shafer, B. LaRue, An order-p tensor factorization with applications in imaging, *SIAM Journal on Scientific Computing* 35 (1) (2013) A474–A490.
- [44] S. Ahmadi-Asl, C. F. Caiafa, A. Cichocki, A. H. Phan, T. Tanaka, I. Osleedets, J. Wang, Cross tensor approximation methods for compression and dimensionality reduction, *IEEE Access* 9 (2021) 150809–150838.
- [45] N. Halko, P.-G. Martinsson, J. A. Tropp, Finding structure with randomness: Probabilistic algorithms for constructing approximate matrix decompositions, *SIAM review* 53 (2) (2011) 217–288.
- [46] J. A. Tropp, A. Yurtsever, M. Udell, V. Cevher, Practical sketching algorithms for low-rank matrix approximation, *SIAM Journal on Matrix Analysis and Applications* 38 (4) (2017) 1454–1485.
- [47] M. Ding, P. Xie, A randomized singular value decomposition for third-order oriented tensors, *arXiv preprint arXiv:2203.02761* (2022).
- [48] S. A. Nene, S. K. Nayar, H. Murase, et al., Columbia object image library (coil-100) (1996).
- [49] M. Che, X. Wang, Y. Wei, X. Zhao, Fast randomized tensor singular value thresholding for low-rank tensor optimization, *Numerical Linear Algebra with Applications* (2022) e2444.
- [50] U. O. Ugwu, L. Reichel, Tensor regularization by truncated iteration: a comparison of some solution methods for large-scale linear discrete ill-posed problem with a t-product, *arXiv preprint arXiv:2110.02485* (2021).
- [51] U. O. Ugwu, Iterative tensor factorization based on krylov subspace-type methods with applications to image processing, Ph.D. thesis, Kent State University (2021).