

CAN LARGE LANGUAGE MODELS REASON ABOUT MEDICAL QUESTIONS?

Valentin Liévin^{1,2} Christoffer Egeberg Hother³ Ole Winther^{1,2,4,5}

¹ Section for Cognitive Systems, Technical University of Denmark, Denmark

² FindZebra ApS, Denmark

³ Department of Clinical Immunology, Rigshospitalet, Copenhagen University Hospital, Denmark

⁴ Center for Genomic Medicine, Rigshospitalet, Copenhagen University Hospital, Denmark

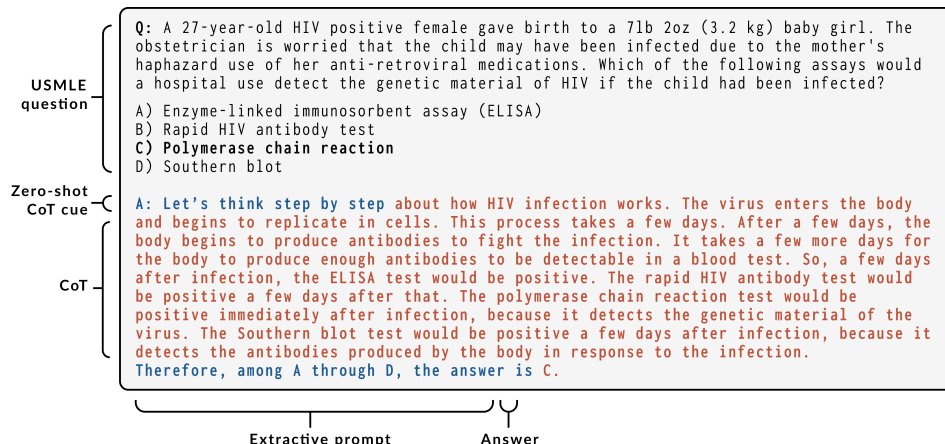
⁵ Bioinformatics Centre, Department of Biology, University of Copenhagen, Denmark

valv@dtu.dk, christoffer.egeberg.hother@regionh.dk, olwi@dtu.dk

ABSTRACT

Although large language models (LLMs) often produce impressive outputs, it remains unclear how they perform in real-world scenarios requiring strong reasoning skills and expert domain knowledge. We set out to investigate whether GPT-3.5 (Codex and InstructGPT) can be applied to answer and reason about difficult real-world-based questions. We utilize two multiple-choice medical exam questions (USMLE and MedMCQA) and a medical reading comprehension dataset (PubMedQA). We investigate multiple prompting scenarios: Chain-of-Thought (CoT, think step-by-step), zero- and few-shot (prepending the question with question-answer exemplars) and retrieval augmentation (injecting Wikipedia passages into the prompt). For a subset of the USMLE questions, a medical expert reviewed and annotated the model’s CoT. We found that InstructGPT can often read, reason and recall expert knowledge. Failure are primarily due to lack of knowledge and reasoning errors and trivial guessing heuristics are observed, e.g. too often predicting labels A and D on USMLE. Sampling and combining many completions overcome some of these limitations. Using 100 samples, Codex 5-shot CoT not only gives close to well-calibrated predictive probability but also achieves human-level performances on the three datasets. USMLE: 60.2%, MedMCQA: 57.5% and PubMedQA: 78.2%.

Figure 1: Answering a USMLE (US Medical Licensing Examination) question using zero-shot CoT prompting “Let’s think step by step”, Kojima et al. (2022) and InstructGPT (Ouyang et al., 2022).



arXiv:2207.08143v2 [cs.CL] 20 Dec 2022

Table 1: Answering accuracy of the 175B parameters Codex (code-davinci-002) on the USMLE (test), MedMCQA (validation/test) and PubMedQA (test) datasets. We report the best finetuned methods.

Model	USMLE	MedMCQA	PubMedQA
Codex 5-shot CoT ¹	60.2	59.7 / 57.5	78.2
Finetuned SOTA	50.3 ²	52.9 ³ / –	78.2 ⁴
Human ⁵ (passing score)	60.0	50.0	–
Human ⁵ (expert score)	87.0	90.0	78.0

¹Ensemble of $k=100$ samples, see section 3.3, ²PubMedGPT (Venigalla et al., 2022)

³Galactica (Taylor et al., 2022), ⁴BioGPT (Luo et al., 2022), ⁵See Appendix A, Table 8.

1 INTRODUCTION

Self-supervised pre-training promises to leverage the vast quantity of raw data (e.g., text, images, audio) to learn general-purpose models that can then be applied to a myriad of downstream problems. Language representations have transformed the field of natural language processing, from simple word vectors (Mikolov et al., 2013; Pennington et al., 2014) to deep contextualized representations (Peters et al., 2018; Vaswani et al., 2017; Devlin et al., 2018; Radford et al., 2018), language models are now ubiquitous in natural language processing, notably, thanks to the Transformer architecture (Vaswani et al., 2017) and its high compatibility with massively parallel computation hardware.

Large Language Models (LLMs) In recent years, tremendous resources have been allocated to scale Transformer-based language models (Brown et al., 2020; Rae et al., 2021; Chowdhery et al., 2022; Thoppilan et al., 2022; Hoffmann et al., 2022; Smith et al., 2022; Zhang et al., 2022; Lieber et al., 2021; Fedus et al., 2021; Laurençon et al., 2022) to using hundreds of billions of parameters and to training on gigabytes of text. This so far translated sustain gains (Kaplan et al., 2020), enabled new ways to interact with language models and made many of the past benchmarks obsolete; which triggered a community-wide effort to design a sufficiently difficult benchmarks (e.g., BIG-bench; Srivastava et al. (2022)). *Pre-train, prompt and predict* (Liu et al., 2021) is an emerging paradigm for applying LLMs to new problems, without fine-tuning the weights on the task. Prompt-based learning consists in augmenting the problem with instructions such that the model’s completion of the prompt will correspond to a solution. This allows for LLMs to learn from a few examples (coined *shots*) which are simply incorporated into the prompts (Brown et al., 2020).

Chain-of-Thought prompting Initially, scaling language models up appeared to benefit more knowledge-intensive tasks than the reasoning-heavy ones (Rae et al., 2021). Nevertheless, Wei et al. (2022) demonstrated that LLMs could be applied to *System 2* problems by prompting the model to generate step-by-step solutions, coined “*Chain-of-Thought*” (CoT). CoT prompting led to substantial improvements on many reasoning-intensive tasks (Wei et al., 2022; Zhou et al., 2022; Drozdov et al., 2022; Nye et al., 2021), allowing to bridge the gap with human-level performances for most of the hard BIG-bench tasks (Suzgun et al., 2022). As an alternative to writing reference step-by-step solutions, *zero-shot CoT* (Kojima et al., 2022) allows generating CoTs using single and domain-agnostic cue: “*Let’s think step by step*” (see example in Figure 1). The CoTs that result from that prompt not only appear to expose valid reasoning but also translate into superior zero-shot performances (see example in Figure 1).

Deploying LLMs Applying LLMs to real-life scenarios will require implementing additional safeguards. Language models may amplify the social biases present in the training data, may hallucinate incorrect facts and may lack robustness (Bender et al., 2021), for instance to adversarial attacks (Wang et al., 2021). Therefore, deploying LLMs into sensitive areas such as healthcare must be operated with great care (Korngiebel & Mooney, 2021; Sezgin et al., 2022). Nonetheless, large language models are powerful tools and therefore have the potential to transform the field of machine intelligence. Although LLMs have been tested on large benchmarks (MMLU Hendrycks et al. (2020), BIG-bench Srivastava et al. (2022)), studies applied to the medical domain are still needed. Specialized datasets such as the USMLE-MedQA (Jin et al., 2021) enable assessing the capabilities

of LLMs in realistic clinical scenarios requiring specialized medical knowledge, advanced reasoning capabilities and human-level reading comprehension skills.

Contributions This paper investigates the performances, interpretability and limitations of CoT prompting for medical question answering. We utilized the GPT-3.5 series (InstructGPT and Codex). This research was conducted in two rounds; first, using InstructGPT, we investigated variations of zero-shot CoT prompting for medical reasoning (domain-specific CoT cues, retrieval augmentation), looking both at the answering performances and the limitations based on an expert evaluation. In the second round, thanks to the private Codex beta program, we investigated how scaling inference-time compute could be applied to challenge both the human baseline and quantify uncertainty. The main contributions of this paper are:

- We investigate diverse prompt variations (zero-shot, few-shot, direct/Chain-of-Thought (CoT), domain-specific CoT cues and retrieval augmentation) prompted GPT-3.5 on multiple-choice medical board exam question datasets (USMLE and MedMCQA) and a medical reading comprehension dataset (PubMedQA).
- An expert evaluation of a small set of CoTs generated by zero-shot InstructGPT. Errors were classified across three categories: reasoning, knowledge and reading comprehension.
- Showing that scaling inference-time compute enables Codex 5-shot CoT to be well-calibrated and reach human-level performances on the three medical datasets.

2 METHOD

Table 2: Prompt templates. In the table below, we use typewriter style and brackets to represent [provided data] such as the question, additional context, or the answer and <completions> generated by GPT-3. The symbol \emptyset represents an empty string.

	Direct zero-shot	Zero-shot CoT
Question	Question: [Question]	Question: [Question]
CoT	\emptyset	Answer: Let’s think step by step <CoT>
Answer	Answer: among A through D, the answer is <answer>	Therefore, among A through D, the answer is <answer>
	Direct zero-shot + grounding	One-shot CoT
Shot	\emptyset \emptyset \emptyset	Question: [Question] Answer: Let’s think step by step [Explanation] Therefore, among A through D, the answer is [answer]
Context	Context: [Context]	\emptyset
Question	Question: [Question]	Question: [Question]
CoT	\emptyset	Answer: Let’s think step by step <CoT>
Answer	Answer: among A through D, the answer is <answer>	Therefore, among A through D, the answer is* <answer>

*in few-shot CoT scenarios, the extractive cue “Therefore, among A through D, the answer is” is generally generated by the model directly.

This paper explores variations of prompt engineering for medical question answering. The prompt templates are summarized in Table 2.

Zero-shot We studied two classes of prompts: the *direct* prompt and zero-shot CoT. The direct prompt triggers the model to generate the answer using a single completion step (i.e. “The answer is”) whereas, when applying the zero-shot CoT framework, we use a two-steps prompting scheme: first an initial reasoning prompt with a CoT cue (e.g., “Let’s think step by step”) which completion is the CoT, second an extractive prompt which completion is the answer (e.g., “Therefore the answer is”). In the zero-shot CoT setting, this corresponds to the setup described in Kojima et al. (2022), the direct setting corresponds to Brown et al. (2020).

Few-shot We experimented with inserting exemplars (or *shots*) of question-answer pairs and question-explanation-answers triplets in the prompts. We built each shot by re-using the prompt template utilized in the zero-shot setting, using the provided explanations and answers in placed of the generated ones. In the few-shot coT setting, this corresponds to the setup from Wei et al. (2022).

Answer likelihood We denote \mathbf{x} the answer string, \mathbf{y} a prompt and \mathbf{z} a completion generated from an LLM denoted p_θ . In the zero-shot setting, sampling $\hat{\mathbf{z}} \sim p_\theta(\mathbf{z}|\mathbf{y})$ is a two-steps process (first generate the CoT, then extract the answer) pictured in Table 2. Using a sampling temperature τ , k completions $\hat{\mathbf{z}}_1, \dots, \hat{\mathbf{z}}_k$ can be sampled from the generative LLMs. Following Wang et al. (2022), we estimate the marginal answer likelihood as

$$p_\theta(\mathbf{x}|\mathbf{y}) \approx \frac{1}{k} \sum_{i=1}^k \mathbb{1}[\mathbf{x} \in \hat{\mathbf{z}}_i], \quad \hat{\mathbf{z}}_1, \dots, \hat{\mathbf{z}}_k \sim p_\theta(\mathbf{z}|\mathbf{y}) \quad (1)$$

where $\mathbb{1}[\mathbf{x} \in \hat{\mathbf{z}}_i]$ takes value one when the answer \mathbf{x} can be matched in the completion $\hat{\mathbf{z}}_i$, otherwise zero. Sampling multiple completions may allow exploring multiple hypotheses. Combining multiple sampled CoTs has been explored in Wang et al. (2022); Li et al. (2022) was shown to outperform single-sample CoT methods.

Retrieval augmentation LLMs memorise part of the knowledge embedded into the training data, nonetheless, models might fail to re-use this knowledge effectively during prediction. Conditioning the predictions on a knowledge base is an alternative research direction for improving language models (Lewis et al., 2020; Borgeaud et al., 2021; Lazaridou et al., 2022).

We investigated whether *grounding* the model with additional context could improve the answering accuracy. We experimented with a simple BM25 retriever and used Wikipedia as a knowledge base. The articles were converted into overlapping passages of size 100 words and indexed along with titles. Given a question \mathbf{q} , an answer choice \mathbf{a} , and weights $\beta_1 = 1, \beta_2 = 1, \beta_3 = 0.5$,¹ we retrieved passages \mathbf{d} based on a composite BM25 score defined as

$$\text{score}(\mathbf{q}, \mathbf{a}, \mathbf{d}) = \beta_1 \cdot \text{BM25}(\mathbf{q}, \mathbf{d}_{\text{content}}) + \beta_2 \cdot \text{BM25}(\mathbf{a}, \mathbf{d}_{\text{content}}) + \beta_3 \cdot \text{BM25}(\mathbf{a}, \mathbf{d}_{\text{title}}). \quad (2)$$

3 EXPERIMENTS

Table 3: Summary of the medical question answering datasets.

	USMLE	MedMCQA	PubMedQA
Answer options	A/B/C/D	A/B/C/D	yes/no/maybe
Questions (train/valid./test)	10.2k/1.3k/1.3k	182.8k/4.2k/6.1k	450/50/500
Words / question	116.6	12.7	253.3
Source (questions)	National Medical Board Examination (US)	AIIMS and NEET PG entrance exams	Expert-annotated PubMed abstracts
Words / explanation	41.6	66.2	43.2
Source (explanations)	5 human-written CoTs (Chung et al., 2022)	Detailed explanations (provided)	Long answer (provided)

This section is separated into three parts: (i) introducing the datasets and the GPT-3.5 models, (ii) investigating zero-shot medical reasoning with InstructGPT and (iii) scaling inference-time compute with Codex (using longer few-shot prompts and sampling many completions per question).

All the benchmarks are summarized in Appendix A in Table 8. The code repository and samples of generated zero-shot CoTs can be accessed at github.com/vlievin/medical-reasoning. A collection of generated CoTs, reusable for downstream tasks, will be accessible through ThoughtSource.²

3.1 DATASETS AND MODELS

Datasets This study is centered around three medical multiple-choice question answering datasets: USMLE (Jin et al., 2021) which includes difficult real-world medical questions targeting medical professionals, the MedMCQA (Pal et al., 2022) which gathers questions from medical school entrance exams and the PubMedQA (Jin et al., 2019) which includes reading comprehension questions about PubMed abstracts. The three datasets are summarized in Table 3. For each dataset, we

¹The weights were chosen based on a qualitative assessment of the retrieved passages on a few questions.

²<https://github.com/OpenBioLink/ThoughtSource>

gathered questions with explanations (long answer) which we used as reference CoTs in few-shot learning scenarios. We present the three datasets in further details in Appendix C. Furthermore, we compare the USMLE-MedQA with the USMLE-MMLU dataset (Hendrycks et al., 2020) in Appendix D, we found the MedQA questions to be more challenging than the MMLU ones.

Models We study the 175B parameter GPT-3.5 series (Brown et al., 2020): the human-aligned GPT-3 (InstructGPT, `text-davinci-002`, Ouyang et al. (2022)) and the code-finetuned GPT-3 (Codex, `code-davinci-002`, Chen et al. (2021)). We used greedy decoding (temperature $\tau = 0$) with $k = 1$ sample unless specified. We accessed all models through the OpenAI API.

In Appendix E, we report the test USMLE accuracy for four GPT-3 versions: a small GPT-3, the largest GPT-3 trained without human-alignment, InstructGPT and Codex. The smaller model `text-curie-002` delivered close to random performances, with a maximum accuracy of 27.9%. The non-aligned largest GPT-3 `text-davinci-001` scored 40.2%, whereas the largest code pre-trained Codex scored 52.9% and the code pretrained and human-aligned InstructGPT scored 47.1%.

3.2 INVESTIGATING ZERO-SHOT REASONING WITH INSTRUCTGPT

Table 4: Selected domain-specific CoT cues.

#1 – <i>Let’s think step by step</i>
#2 – <i>Let’s think step by step like a medical expert</i>
#3 – <i>Let’s use step by step inductive reasoning, given the medical nature of the question</i>
#4 – <i>Let’s differentiate using step by step reasoning like a medical expert</i>
#5 – <i>Let’s derive the differential diagnosis</i>

In this section, we investigate whether the good generative capabilities of LLMs can be applied to answer medical questions in a zero-shot setting. We investigate variations of the zero-shot CoT framework: using domain-specific CoT cues and augmenting the prompt with Wikipedia passages.

Domain-specific CoT prompts In addition to the original zero-shot CoT cue “*Let’s think step by step*” we tested 29 other domain-specific variations such as “*Let’s think step by step like a medical expert*”. The study is available in Appendix B. We selected five CoT cues displayed in Table 4. In Appendix G, we display CoT samples for more exotic cues such as “*Let’s follow a Bayesian step by step approach*” and “*Let’s work by elimination*” and “*Let’s reflect on each answer option*”.

ZERO-SHOT BENCHMARK

Table 5: Zero-shot answering accuracy of InstructGPT (`text-davinci-002`) on the USMLE (test), MedMCQA (valid.) and PubMedQA (test) datasets. We report the best finetuned BERT-based methods. We tested 5 domain-specific CoT cues (#1-5) and report the mean performances with standard deviations. See Table 8, Appendix A, for a complete overview of our results, including results on the full MedMCQA test set.

Model	Grounding	Prompt	USMLE	MedMCQA	PubMedQA
InstructGPT	\emptyset	Direct	46.0	44.0	73.2
InstructGPT	\emptyset	CoT #1–5	46.1 \pm 0.7	40.4 \pm 2.2	59.9 \pm 3.5
InstructGPT	BM25	Direct	47.3	46.7	–
InstructGPT	BM25	CoT #1–5	46.4 \pm 0.7	42.5 \pm 1.7	–
InstructGPT	\emptyset	Ensemble (n=6) ¹	50.0	42.4	70.4
InstructGPT	BM25	Ensemble (n=6) ¹	49.3	48.8	–
InstructGPT	\emptyset + BM25	Ensemble (n=12) ¹	53.1	47.6	–
Finetuned BERT	BM25, DPR, \emptyset		44.6 ²	43.0 ³	72.2 ²
Human (passing score)			60.0	50.0	–
Human (expert score)			87.0	90.0	78.0

¹Majority voting (direct + CoT prompts), ²BioLinkBERT (Yasunaga et al., 2022), ³PubMedBERT (Gu et al., 2021) from Pal et al. (2022).

In Table 5, we report the performances of InstructGPT for the direct prompt and the aggregated performances for the five domain-specific CoT cues (Table 4). We explored augmenting the prompts with retrieved Wikipedia passages (grounding) and report the performances of an ensemble model with majority voting, akin to Wang et al. (2022). See Table 8, Appendix A, for a complete overview of our results, including zero-shot CoT prompting performances of Codex.

Zero-shot direct InstructGPT outperformed the domain-specific and finetuned BERT baselines on the three datasets. Without BM25 grounding, InstructGPT scored +1.4% on the USMLE questions, +1.0% on the MedMCQA exam questions and +1.1% on PubMedQA over the best BERT methods.

Zero-shot CoT Without BM25 grounding, the direct prompt remained, on average, a better alternative to the CoT prompts. Performances were lower for each of the considered CoT cues, except in the case of the USMLE dataset, for which half of the CoT prompts resulted in small improvements over the direct prompt (+1.1% using the CoT prompt #1 vs. using the direct prompt). Nonetheless, the domain-specific CoT prompts #2–5 did not significantly outperform the original CoT prompt #1.

BM25 grounding In an attempt to exploit the good reading comprehension skills of InstructGPT, we explored conditioning the completions on Wikipedia passages. When using the direct prompt, we recorded gains on the USMLE (+1.3%) and on the MedMCQA (+2.7%) datasets, suggesting that retrieval augmentation might be beneficial.

Ensemble Combining the predictions of multiple prompts outperformed the single-prompt predictions, except in the case of the PubMedQA dataset, for which the direct prompt performed exceptionally well. The best performances on the USMLE and MedMCQA datasets were obtained by combining retrieval-augmented prompts, setting a maximum of 53.1% accuracy on the USMLE dataset and 48.8% valid. accuracy on the MedMCQA dataset.

EXPERT EVALUATION OF THE GENERATED CoTs

Table 6: Frequency of observed patterns (A, B, C, D, E, F) identified among 50 CoTs generated by InstructGPT with temperature $\tau=0$. The CoTs are generated based on USMLE questions and using the CoT prompts #1–5 (Table 4). We report the frequencies of CoTs with correct and incorrect predictions along with the total.

Pattern	Correct [†] (16)	Incorrect [†] (34)	Total (50)
A Correct reasoning step*	94% (15)	59% (20)	70% (35)
B Correct recall of knowledge*	87% (14)	65% (22)	72% (36)
C Correct reading comprehension*	100% (16)	85% (29)	90% (45)
D Incorrect reasoning step*	12% (2)	86% (29)	62% (31)
E Incorrect or insufficient knowledge*	25% (4)	74% (25)	58% (29)
F Incorrect reading comprehension*	6% (1)	50% (17)	36% (18)

* At least one (...), [†] Correct/incorrect prediction

Protocol InstructGPT delivered strong performances using zero-shot CoT prompting. In this section, we investigate whether the CoTs are sound and seek to understand better how the model fails and succeeds. We considered three general skills that we expect are required to be mastered to answer medical questions: (i) performing non-trivial reasoning steps, (ii) recalling knowledge that is not provided in the context and (iii) the ability to comprehend the question and the context. Based on the three skills, we defined three success patterns (A, B, C) and three failure patterns (D, E, F).

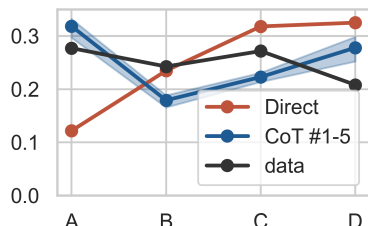
A subset of 50 CoTs generated based on USMLE questions was annotated by a medical expert (CEH) using the six categories. For each category and each CoT, we reported a match if the pattern could be observed at least once. This means that a CoT can be labelled with both a correct and an incorrect pattern for the same skill. We showcase three chain-of-thoughts (three in Table 7 with patterns highlighted in the text. 27 additional annotations are presented in Appendix G).

Analysis We report the frequencies of occurrence for the six patterns in Table 6. We found that most of the questions answered incorrectly triggered generating CoTs that contained reasoning er-

rors (pattern D, 86%), and that exhibited a lack of knowledge (pattern E, 74%). Misunderstanding of the questions or the context was less frequently observed (Pattern F, 50%). We observed that CoTs leading to questions answered correctly could still show failure patterns but we also observed that the CoTs leading to incorrect answers were not entirely incorrect, as 59% contained at least one correct reasoning step, 65% of showed proper recall of knowledge. Furthermore, inspecting the CoTs leading to incorrect answers more closely, we found that 47% of those were inconclusive: the model couldn't narrow down the prediction to a single answer but considered multiple valid options.³

ANSWERING BIAS

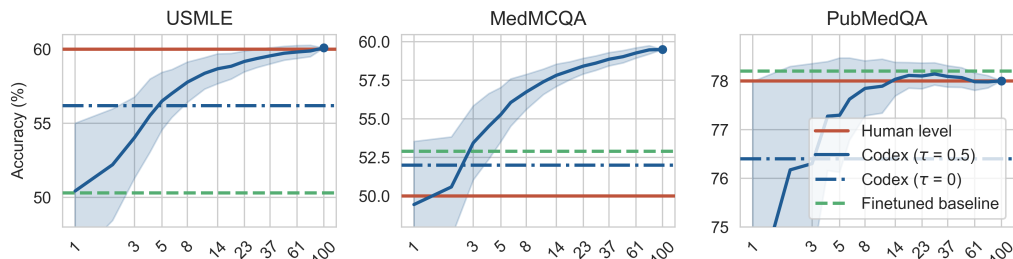
Figure 2: Frequencies of USMLE answers and InstructGPT `text-davinci-002` predictions for direct and CoT prompts without grounding, zero-shot.



In Figure 2, we report the frequencies of the USMLE answers and the frequencies of predicted labels (zero-shot InstructGPT) for the direct and CoT prompts. Both prompting schemes led to biased predictive frequencies. Direct prompting led to over-estimating the labels C and D while under-estimate the label A. CoT prompting led to under-estimating B and C while over-estimating the label D. We repeat the experiment using randomly permuted labels and observed similar patterns, see Appendix F.

3.3 SCALING INFERENCE-TIME COMPUTE WITH CODEX

Figure 3: Answering accuracy of Codex 5-shot CoT (`code-davinci-002`) on the USMLE (test), the MedMCQA (valid.) and the PubMedQA (test) datasets for 100 CoTs sampled with temperature $\tau \in \{0, 0.5\}$. We report the average accuracy for ensemble models evaluated using random subsets of $k' = 1 \dots 100$ CoTs. We display the performances of the best finetuned methods along with the lower human baselines.



In the second round of experiments, we investigated whether using more inference-time compute, thanks to the free Codex private beta program, could be utilized to obtain better performances and more interpretable outputs. Codex enables using longer prompts, we used five-shot prompts and experimented with sampling $k = 100$ completions with temperature $\tau = 0.5$ for each question. We report question answering performances and results on uncertainty quantification.

CODEX 5-SHOT CoT: SAMPLING AND COMBINING MULTIPLE CoTs

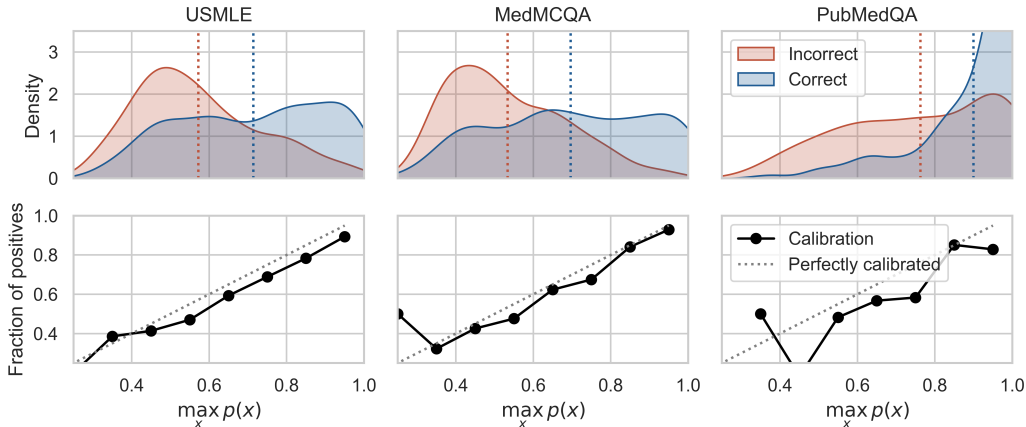
In Figure 3, we report the performances of Codex 5-shot CoT given subsets of $k' < k$ CoTs. We report the best finetuned models and the human baseline. In line Wang et al. (2022), increasing the budget of samples yields better results. Using the whole set of $k = 100$, Codex 5-shot CoT reaches human-level performances on the three tasks (see Table 1): the USMLE dataset (60.2% test., human passing score: 60%), the MedMCQA dataset (57.5% test., human passing score: 50%) and on the PubMedQA dataset (78.2%, human: 78%).

³Labelling questions as inconclusive or not was also performed by CEH.

Additional results, including performances in zero-shot settings, are available in Table 8, Appendix A. Although Codex performed exceptionally well with 5 shots, Codex yield feeble performances with zero-shot CoT; inspecting the generated CoTs revealed lesser-quality samples (two samples are available in Appendix G).

UNCERTAINTY QUANTIFICATION

Figure 4: First row: distribution of the probability assigned to the correct label for correct predictions and incorrect predictions (see Equation 1). Second row: calibration plot. The probabilities are obtained using Codex 5-shot CoT and an ensemble of $k = 100$ predictions sampled with temperature $\tau = 0.5$.



We investigate the answering likelihood Equation 1 given by Codex 5-shot CoT with $k = 100$ samples. In Figure 4, we report the maximum probability assigned by the model for correctly vs. incorrectly answered questions along with the calibration plots for the three datasets. Codex 5-shot CoT appears to be overall calibrated, although the calibration is worse for the PubMedQA dataset.

4 DISCUSSION

Zero-shot GPT-3.5 outperforms finetuned BERT Zero-shot InstructGPT and Codex outperformed finetuned BERT models on three challenging question-answering datasets (section 3.2 and Appendix A). In the case of the USMLE and the MedMCQA datasets, the retrieval-augmented BERT baselines were outperformed regardless of providing InstructGPT with Wikipedia passages, this suggests that GPT-3.5, without finetuning, can mobilize medical knowledge and problem-solving skills.

Zero-shot CoT prompting often yields sound and interpretable step by step solutions For both InstructGPT and Codex, single-sample CoT prompting was not found to be competitive with direct prompting (section 3.2 and Appendix A). Nevertheless, CoTs are human-readable and therefore interpretable. Our expert evaluation (section 3.2) revealed that CoTs are often sound: even InstructGPT still does mistakes, it was often able to reason, recall medical knowledge and comprehend the given problem. In section 3.2 and Appendix B, we explored domain-specific CoTs cues such as “*Let’s think step by step like a medical expert*”. Although such prompts, taken separately, did not outperform the original zero-shot CoT prompt (see Table 8 in Appendix A), more specific prompts appeared to trigger alternative strategies such as working by elimination or manipulating equations (see Appendices B and G). Investigating whether a task-specific prompt could help solve specific tasks will be left for future research. A collection of generated CoT samples are presented in Appendix G, many more samples are available on our GitHub page.

Generating and combining many CoTs bridges the gap with human-level performances CoTs can be combined and/or filtered using human or automated feedback (Wang et al., 2022; Cobbe et al., 2021). In section 3.3, we showed that sampling and combining $k = 100$ completions using

Codex 5-shot CoT is sufficient to reach human-level, virtually passing both the MedMCQA and the challenging USMLE, although a large gap remains between Codex and the best human experts.

Codex 5-shot CoT is close to well-calibrated In section 3.3, we looked at the probability assigned to correct and incorrect predictions. We found Codex to be close to well-calibrated, corroborating the results of Kadavath et al. (2022) that “*language models (mostly) know what they know*”.

GPT-3.5 memorizes *some* expert knowledge The expert evaluation of the generated CoTs (section 3.2) and the good results obtained on the medical exam questions (see Table 8, Appendix A) suggest that GPT-3.5 memorizes domain knowledge. Nevertheless, despite the simplicity of the BM25 retriever and the small number of retrieved documents prepended in each prompt, grounding InstructGPT resulted in slight improvements (see Table 5). This suggests that InstructGPT is not omniscient and so (i) using stronger retrievers such as commercial search engines (Lazaridou et al., 2022) or dense retrievers (Karpukhin et al., 2020), (ii) using a more complete knowledge base Borgeaud et al. (2021), or (iii) leveraging inference-time compute by retrieving, re-ranking and processing more passages (Lazaridou et al., 2022), might improve performances. Nevertheless, how to best combine 5-shot CoT prompting with retrieval augmentation remains a promising research direction.

Scale, code pre-training, human-alignment and few-shot learning In Appendix E, we compared multiple GPT-3 models in the zero-shot setting. Best performances are obtained using Codex, outperforming the human-aligned InstructGPT, which is a finetuned version of Codex. Human alignment might impair performances; Codex (without alignment) was not as robust as InstructGPT (with alignment) in zero-shot CoT setting (see performances in Table 8 in Appendix A, see CoT samples in Appendix G). Nevertheless, 5-shot CoT prompting allowed us to bypass the zero-shot limitations of Codex. Codex 5-shot CoT yields the best results, as also observed in Suzgun et al. (2022).

Bias In section 3.2, we exposed the biases induced by the use of direct and CoT prompts. In the case of the direct prompt, the answer D was most often selected, which might be due to its proximity to the generated answer. In the case of the CoT prompts, the labels A and D were selected more often, which might be a result of often beginning CoTs with content related to option A. Based on an inspection of the CoTs, we speculate that GPT-3 defaults to this behaviour when it cannot answer but still attempts to complete the prompt with a default answer (D or A). Shuffling the answer options might be one way to overcome this limitation, however, other forms of biases might still be present.

5 CONCLUSION

We applied zero-shot, few-shot direct and CoT prompting to medical question answering with and without retrieval augmentation. Zero-shot InstructGPT significantly outperformed the finetuned BERT baselines. CoT prompting proved to be a powerful tool leading to better performances and more interpretable predictions. Our expert evaluation suggests that, LLMs can mostly comprehend complex medical questions, can often recall expert-domain knowledge and can often perform non-trivial reasoning steps.

Although InstructGPT and Codex still do mistakes, we found that scaling inference-time compute by sampling many CoTs per question could overcome part of these limitations. With 100 samples, Codex 5-shot CoT delivered unprecedented performances on the three datasets, bridging the gap with human-level performances and virtually passing the USMLE by 0.2% points.

Nevertheless, deploying LLMs in real-life clinical scenarios will require the development of more robust techniques. We exposed one form of bias (ordering of the answer options affects the predictions) but many more might affect predictions, including those hidden in the training data (e.g., gender, race, ...). Nevertheless, a lack of knowledge might be more easily compensated, our experiment with BM25, albeit limited, suggest that augmenting the prompt with factual data improves performances.

ACKNOWLEDGMENTS

We thanks OpenAI for granting access to the Codex private beta program. OW’s work was funded in part by the Novo Nordisk Foundation through the Center for Basic Machine Learning Research in Life Science (NNF20OC0062606). OW acknowledges support from the Pioneer Centre for AI, DNRF grant number P1.

Table 7: (Sample 1) Generated zero-shot Chain-of-Thought from InstructGPT `text-davinci-002` for three CoT prompts on a sample for the USMLE test set.

<p>USMLE [test:731] Three days after induction chemotherapy, a 9-year-old boy is admitted to the hospital for fever and neutropenia. He was initially diagnosed with t(9;22)-positive acute T cell lymphoblastic leukemia following workup for fatigue and pancytopenia. He is fully conscious. His blood pressure is 110/65 mm Hg, temperature is 39.5°C (103.1°F), pulse is 98/min, and respiratory rate is 14/min. Physical examination including examination of the central venous catheter site shows no source of infection. Broad-spectrum antibiotics are initiated. Which of the following factors about this patient most strongly indicates a poor prognosis? A) Age B) Cytogenetics C) Fever and neutropenia D) Initial presentation</p>		
<p>✓ Let’s use step by step inductive reasoning, given the medical nature of the question. The first thing that stands out is that the patient is 9 years old. In general, children have a better prognosis than adults when it comes to leukemia. The next thing to consider is the patient’s cytogenetics. The fact that the patient has t(9;22)-positive acute T cell lymphoblastic leukemia indicates that the patient has a specific chromosomal abnormality that is associated with a poor prognosis. The next thing to consider is the patient’s fever and neutropenia. Fever and neutropenia are both signs of infection, and infection is a serious complication in leukemia patients, particularly in those who are immunocompromised. Finally, we need to consider the patient’s initial presentation. The fact that the patient was initially diagnosed with leukemia following workup for fatigue and pancytopenia indicates that the patient’s leukemia was advanced at the time of diagnosis. All of these factors indicate a poor prognosis for this patient. Therefore, among A through D, the answer is B, cytogenetics.</p>	<p>✗ Let’s think step by step like a medical expert. The first step is to gather information about the patient. In this case, we are given the following information: -The patient is 9 years old -The patient has t(9;22)-positive acute T cell lymphoblastic leukemia -The patient is currently experiencing fever and neutropenia The next step is to analyze the information and look for any patterns or clues that could help us answer the question. In this case, the most important factor that indicates a poor prognosis is the patient’s age. Children under the age of 10 have a much higher chance of relapsing after treatment and a lower chance of achieving remission. Therefore, among A through D, the answer is A.</p>	<p>✗ Let’s derive the differential diagnosis step by step: 1) The patient has fever and neutropenia. 2) The patient is 9 years old. 3) The patient has t(9;22)-positive acute T cell lymphoblastic leukemia. 4) The patient’s initial presentation was fatigue and pancytopenia. The most likely cause of the patient’s fever and neutropenia is infection. The patient’s age, cytogenetics, and initial presentation are all risk factors for infection. Therefore, the factor that most strongly indicates a poor prognosis is the patient’s age. Therefore, among A through D, the answer is A.</p>
<p>Pattern A Correct reasoning step</p> <p>Pattern B Correct recall of knowledge</p> <p>Pattern C Correct reading comprehension</p>	<p>Pattern D Incorrect reasoning step</p> <p>Pattern E Incorrect or insufficient knowledge</p> <p>Pattern F Incorrect reading comprehension</p>	

REFERENCES

- Emily M Bender, Timnit Gebru, Angelina McMillan-Major, and Shmargaret Shmitchell. On the dangers of stochastic parrots: Can language models be too big? In *Proceedings of the 2021 ACM Conference on Fairness, Accountability, and Transparency, FAccT '21*, pp. 610–623, New York, NY, USA, March 2021. Association for Computing Machinery. ISBN 9781450383097. doi: 10.1145/3442188.3445922.
- Sebastian Borgeaud, Arthur Mensch, Jordan Hoffmann, Trevor Cai, Eliza Rutherford, Katie Millican, George van den Driessche, Jean-Baptiste Lespiau, Bogdan Damoc, Aidan Clark, Diego de Las Casas, Aurelia Guy, Jacob Menick, Roman Ring, Tom Hennigan, Saffron Huang, Loren Maggiore, Chris Jones, Albin Cassirer, Andy Brock, Michela Paganini, Geoffrey Irving, Oriol Vinyals, Simon Osindero, Karen Simonyan, Jack W Rae, Erich Elsen, and Laurent Sifre. Improving language models by retrieving from trillions of tokens. December 2021.
- T Brown, B Mann, N Ryder, and others. Language models are few-shot learners. *Advances in neural information processing systems*, 2020. ISSN 1049-5258.
- Mark Chen, Jerry Tworek, Heewoo Jun, Qiming Yuan, Henrique Ponde de Oliveira Pinto, Jared Kaplan, Harri Edwards, Yuri Burda, Nicholas Joseph, Greg Brockman, Alex Ray, Raul Puri, Gretchen Krueger, Michael Petrov, Heidy Khlaaf, Girish Sastry, Pamela Mishkin, Brooke Chan, Scott Gray, Nick Ryder, Mikhail Pavlov, Alethea Power, Lukasz Kaiser, Mohammad Bavarian, Clemens Winter, Philippe Tillet, Felipe Petroski Such, Dave Cummings, Matthias Plappert, Fotios Chantzis, Elizabeth Barnes, Ariel Herbert-Voss, William Hebgen Guss, Alex Nichol, Alex Paino, Nikolas Tezak, Jie Tang, Igor Babuschkin, Suchir Balaji, Shantanu Jain, William Saunders, Christopher Hesse, Andrew N Carr, Jan Leike, Josh Achiam, Vedant Misra, Evan Morikawa, Alec Radford, Matthew Knight, Miles Brundage, Mira Murati, Katie Mayer, Peter Welinder, Bob McGrew, Dario Amodei, Sam McCandlish, Ilya Sutskever, and Wojciech Zaremba. Evaluating large language models trained on code. July 2021.
- Aakanksha Chowdhery, Sharan Narang, Jacob Devlin, Maarten Bosma, Gaurav Mishra, Adam Roberts, Paul Barham, Hyung Won Chung, Charles Sutton, Sebastian Gehrmann, Parker Schuh, Kensen Shi, Sasha Tsvyashchenko, Joshua Maynez, Abhishek Rao, Parker Barnes, Yi Tay, Noam Shazeer, Vinodkumar Prabhakaran, Emily Reif, Nan Du, Ben Hutchinson, Reiner Pope, James Bradbury, Jacob Austin, Michael Isard, Guy Gur-Ari, Pengcheng Yin, Toju Duke, Anselm Levskaya, Sanjay Ghemawat, Sunipa Dev, Henryk Michalewski, Xavier Garcia, Vedant Misra, Kevin Robinson, Liam Fedus, Denny Zhou, Daphne Ippolito, David Luan, Hyeontaek Lim, Barret Zoph, Alexander Spiridonov, Ryan Sepassi, David Dohan, Shivani Agrawal, Mark Omernick, Andrew M Dai, Thanumalayan Sankaranarayanan Pillai, Marie Pellat, Aitor Lewkowycz, Erica Moreira, Rewon Child, Oleksandr Polozov, Katherine Lee, Zongwei Zhou, Xuezhi Wang, Brennan Saeta, Mark Diaz, Orhan Firat, Michele Catasta, Jason Wei, Kathy Meier-Hellstern, Douglas Eck, Jeff Dean, Slav Petrov, and Noah Fiedel. PaLM: Scaling language modeling with pathways. April 2022.
- Hyung Won Chung, Le Hou, Shayne Longpre, Barret Zoph, Yi Tay, William Fedus, Eric Li, Xuezhi Wang, Mostafa Dehghani, Siddhartha Brahma, Albert Webson, Shixiang Shane Gu, Zhuyun Dai, Mirac Suzgun, Xinyun Chen, Aakanksha Chowdhery, Sharan Narang, Gaurav Mishra, Adams Yu, Vincent Zhao, Yanping Huang, Andrew Dai, Hongkun Yu, Slav Petrov, Ed H Chi, Jeff Dean, Jacob Devlin, Adam Roberts, Denny Zhou, Quoc V Le, and Jason Wei. Scaling Instruction-Finetuned language models. October 2022.
- Karl Cobbe, Vineet Kosaraju, Mohammad Bavarian, Mark Chen, Heewoo Jun, Lukasz Kaiser, Matthias Plappert, Jerry Tworek, Jacob Hilton, Reiichiro Nakano, Christopher Hesse, and John Schulman. Training verifiers to solve math word problems, 2021.
- Jacob Devlin, Ming-Wei Chang, Kenton Lee, and Kristina Toutanova. BERT: Pre-training of deep bidirectional transformers for language understanding. October 2018.
- Andrew Drozdov, Nathanael Schärli, Ekin Akyürek, Nathan Scales, Xinying Song, Xinyun Chen, Olivier Bousquet, and Denny Zhou. Compositional semantic parsing with large language models. September 2022.

- William Fedus, Barret Zoph, and Noam Shazeer. Switch transformers: Scaling to trillion parameter models with simple and efficient sparsity, 2021.
- Yu Gu, Robert Tinn, Hao Cheng, Michael Lucas, Naoto Usuyama, Xiaodong Liu, Tristan Naumann, Jianfeng Gao, and Hoifung Poon. Domain-Specific language model pretraining for biomedical natural language processing. *ACM Trans. Comput. Healthcare*, 3(1):1–23, October 2021. ISSN 2691-1957. doi: 10.1145/3458754.
- Dan Hendrycks, Collin Burns, Steven Basart, Andy Zou, Mantas Mazeika, Dawn Song, and Jacob Steinhardt. Measuring massive multitask language understanding. September 2020.
- Jordan Hoffmann, Sebastian Borgeaud, Arthur Mensch, Elena Buchatskaya, Trevor Cai, Eliza Rutherford, Diego de Las Casas, Lisa Anne Hendricks, Johannes Welbl, Aidan Clark, Tom Hennigan, Eric Noland, Katie Millican, George van den Driessche, Bogdan Damoc, Aurelia Guy, Simon Osindero, Karen Simonyan, Erich Elsen, Jack W Rae, Oriol Vinyals, and Laurent Sifre. Training Compute-Optimal large language models, 2022.
- Di Jin, Eileen Pan, Nassim Oufattole, Wei-Hung Weng, Hanyi Fang, and Peter Szolovits. What disease does this patient have? a large-scale open domain question answering dataset from medical exams. *APPS. Applied Sciences*, 11(14):6421, July 2021. ISSN 1454-5101, 2076-3417. doi: 10.3390/app11146421.
- Qiao Jin, Bhuwan Dhingra, Zhengping Liu, William Cohen, and Xinghua Lu. PubMedQA: A dataset for biomedical research question answering. In *Proceedings of the 2019 Conference on Empirical Methods in Natural Language Processing and the 9th International Joint Conference on Natural Language Processing (EMNLP-IJCNLP)*, pp. 2567–2577, Hong Kong, China, November 2019. Association for Computational Linguistics. doi: 10.18653/v1/D19-1259.
- Saurav Kadavath, Tom Conerly, Amanda Askell, Tom Henighan, Dawn Drain, Ethan Perez, Nicholas Schiefer, Zac Hatfield Dodds, Nova DasSarma, Eli Tran-Johnson, Scott Johnston, Sheer El-Showk, Andy Jones, Nelson Elhage, Tristan Hume, Anna Chen, Yuntao Bai, Sam Bowman, Stanislav Fort, Deep Ganguli, Danny Hernandez, Josh Jacobson, Jackson Kernion, Shauna Kravec, Liane Lovitt, Kamal Ndousse, Catherine Olsson, Sam Ringer, Dario Amodei, Tom Brown, Jack Clark, Nicholas Joseph, Ben Mann, Sam McCandlish, Chris Olah, and Jared Kaplan. Language models (mostly) know what they know. July 2022.
- Jared Kaplan, Sam McCandlish, Tom Henighan, Tom B Brown, Benjamin Chess, Rewon Child, Scott Gray, Alec Radford, Jeffrey Wu, and Dario Amodei. Scaling laws for neural language models. January 2020.
- Vladimir Karpukhin, Barlas Oğuz, Sewon Min, Patrick Lewis, Ledell Wu, Sergey Edunov, Danqi Chen, and Wen-Tau Yih. Dense passage retrieval for Open-Domain question answering. April 2020.
- Takeshi Kojima, Shixiang Shane Gu, Machel Reid, Yutaka Matsuo, and Yusuke Iwasawa. Large language models are Zero-Shot reasoners. May 2022.
- Diane M Korngiebel and Sean D Mooney. Considering the possibilities and pitfalls of generative pre-trained transformer 3 (GPT-3) in healthcare delivery. *NPJ digital medicine*, 4(1):93, June 2021. ISSN 2398-6352. doi: 10.1038/s41746-021-00464-x.
- Hugo Laurençon, Lucile Saulnier, Thomas Wang, Christopher Akiki, Albert Villanova del Moral, Teven Le Scao, Leandro Von Werra, Chenghao Mou, Eduardo González Ponferrada, Huu Nguyen, Jörg Froberg, Mario Šaško, Quentin Lhoest, Angelina McMillan-Major, Gérard Dupont, Stella Biderman, Anna Rogers, Loubna Ben allal, Francesco De Toni, Giada Pistilli, Olivier Nguyen, Somaieh Nikpoor, Maraim Masoud, Pierre Colombo, Javier de la Rosa, Paulo Villegas, Tristan Thrush, Shayne Longpre, Sebastian Nagel, Leon Weber, Manuel Romero Muñoz, Jian Zhu, Daniel Van Strien, Zaid Alyafeai, Khalid Almubarak, Vu Minh Chien, Itziar Gonzalez-Dios, Aitor Soroa, Kyle Lo, Manan Dey, Pedro Ortiz Suarez, Aaron Gokaslan, Shamik Bose, David Ifeoluwa Adelani, Long Phan, Ian Yu, Suhas Pai, Violette Lepercq, Suzana Ilic, Margaret Mitchell, Sasha Luccioni, and Yacine Jernite. The BigScience corpus a 1.6TB composite multilingual dataset. June 2022.

- Angeliki Lazaridou, Elena Gribovskaya, Wojciech Stokowiec, and Nikolai Grigorev. Internet-augmented language models through few-shot prompting for open-domain question answering. March 2022.
- P Lewis, E Perez, A Piktus, F Petroni, and others. Retrieval-augmented generation for knowledge-intensive nlp tasks. *Advances in*, 2020.
- Yifei Li, Zeqi Lin, Shizhuo Zhang, Qiang Fu, Bei Chen, Jian-Guang Lou, and Weizhu Chen. On the advance of making language models better reasoners, 2022.
- Opher Lieber, Or Sharir, Barak Lenz, and Yoav Shoham. Jurassic-1: Technical details and evaluation. Technical report, AI21 Labs, August 2021.
- Pengfei Liu, Weizhe Yuan, Jinlan Fu, Zhengbao Jiang, Hiroaki Hayashi, and Graham Neubig. Pre-train, prompt, and predict: A systematic survey of prompting methods in natural language processing. July 2021.
- Renqian Luo, Liai Sun, Yingce Xia, Tao Qin, Sheng Zhang, Hoifung Poon, and Tie-Yan Liu. BioGPT: generative pre-trained transformer for biomedical text generation and mining. *Briefings in bioinformatics*, 23(6), November 2022. ISSN 1467-5463, 1477-4054. doi: 10.1093/bib/bbac409.
- Tomas Mikolov, Ilya Sutskever, Kai Chen, Greg S Corrado, and Jeff Dean. Distributed representations of words and phrases and their compositionality. In C J Burges, L Bottou, M Welling, Z Ghahramani, and K Q Weinberger (eds.), *Advances in Neural Information Processing Systems*, volume 26. Curran Associates, Inc., 2013.
- Maxwell Nye, Anders Johan Andreassen, Guy Gur-Ari, Henryk Michalewski, Jacob Austin, David Bieber, David Dohan, Aitor Lewkowycz, Maarten Bosma, David Luan, Charles Sutton, and Augustus Odena. Show your work: Scratchpads for intermediate computation with language models. November 2021.
- Long Ouyang, Jeff Wu, Xu Jiang, Diogo Almeida, Carroll L Wainwright, Pamela Mishkin, Chong Zhang, Sandhini Agarwal, Katarina Slama, Alex Ray, John Schulman, Jacob Hilton, Fraser Kelton, Luke Miller, Maddie Simens, Amanda Askell, Peter Welinder, Paul Christiano, Jan Leike, and Ryan Lowe. Training language models to follow instructions with human feedback. March 2022.
- Ankit Pal, Logesh Kumar Umaphathi, and Malaikannan Sankarasubbu. MedMCQA: A large-scale Multi-Subject Multi-Choice dataset for medical domain question answering. In Gerardo Flores, George H Chen, Tom Pollard, Joyce C Ho, and Tristan Naumann (eds.), *Proceedings of the Conference on Health, Inference, and Learning*, volume 174 of *Proceedings of Machine Learning Research*, pp. 248–260. PMLR, 2022.
- Jeffrey Pennington, Richard Socher, and Christopher Manning. GloVe: Global vectors for word representation. In *Proceedings of the 2014 Conference on Empirical Methods in Natural Language Processing (EMNLP)*, pp. 1532–1543, Doha, Qatar, October 2014. Association for Computational Linguistics. doi: 10.3115/v1/D14-1162.
- Matthew E Peters, Mark Neumann, Mohit Iyyer, Matt Gardner, Christopher Clark, Kenton Lee, and Luke Zettlemoyer. Deep contextualized word representations. In *Proceedings of the 2018 Conference of the North American Chapter of the Association for Computational Linguistics: Human Language Technologies, Volume 1 (Long Papers)*, pp. 2227–2237, New Orleans, Louisiana, June 2018. Association for Computational Linguistics. doi: 10.18653/v1/N18-1202.
- A Radford, K Narasimhan, T Salimans, and I Sutskever. Improving language understanding by generative pre-training. *cs.ubc.ca*, 2018.
- Jack W Rae, Sebastian Borgeaud, Trevor Cai, Katie Millican, Jordan Hoffmann, Francis Song, John Aslanides, Sarah Henderson, Roman Ring, Susannah Young, Eliza Rutherford, Tom Hennigan, Jacob Menick, Albin Cassirer, Richard Powell, George van den Driessche, Lisa Anne Hendricks, Maribeth Rauh, Po-Sen Huang, Amelia Glaese, Johannes Welbl, Sumanth Dathathri, Saffron Huang, Jonathan Uesato, John Mellor, Irina Higgins, Antonia Creswell, Nat McAleese, Amy Wu,

Erich Elsen, Siddhant Jayakumar, Elena Buchatskaya, David Budden, Esme Sutherland, Karen Simonyan, Michela Paganini, Laurent Sifre, Lena Martens, Xiang Lorraine Li, Adhiguna Kuncoro, Aida Nematzadeh, Elena Gribovskaya, Domenic Donato, Angeliki Lazaridou, Arthur Mensch, Jean-Baptiste Lespiau, Maria Tsimpoukelli, Nikolai Grigorev, Doug Fritz, Thibault Sottiaux, Mantas Pajarskas, Toby Pohlen, Zhitao Gong, Daniel Toyama, Cyprien de Masson d'Autume, Yujia Li, Tayfun Terzi, Vladimir Mikulik, Igor Babuschkin, Aidan Clark, Diego de Las Casas, Aurelia Guy, Chris Jones, James Bradbury, Matthew Johnson, Blake Hechtman, Laura Weidinger, Iason Gabriel, William Isaac, Ed Lockhart, Simon Osindero, Laura Rimell, Chris Dyer, Oriol Vinyals, Kareem Ayoub, Jeff Stanway, Lorraine Bennett, Demis Hassabis, Koray Kavukcuoglu, and Geoffrey Irving. Scaling language models: Methods, analysis & insights from training gopher. December 2021.

Emre Sezgin, Joseph Sirrianni, and Simon L Linwood. Operationalizing and implementing pre-trained, large artificial intelligence linguistic models in the US health care system: Outlook of generative pretrained transformer 3 (GPT-3) as a service model. *JMIR medical informatics*, 10(2):e32875, February 2022. ISSN 2291-9694. doi: 10.2196/32875.

Shaden Smith, Mostofa Patwary, Brandon Norick, Patrick LeGresley, Samyam Rajbhandari, Jared Casper, Zhun Liu, Shrimai Prabhunoye, George Zerveas, Vijay Korthikanti, Elton Zhang, Rewon Child, Reza Yazdani Aminabadi, Julie Bernauer, Xia Song, Mohammad Shoeybi, Yuxiong He, Michael Houston, Saurabh Tiwary, and Bryan Catanzaro. Using DeepSpeed and megatron to train Megatron-Turing NLG 530b, a Large-Scale generative language model, 2022.

Aarohi Srivastava, Abhinav Rastogi, Abhishek Rao, Abu Awal Md Shoeb, Abubakar Abid, Adam Fisch, Adam R Brown, Adam Santoro, Aditya Gupta, Adrià Garriga-Alonso, Agnieszka Kluska, Aitor Lewkowycz, Akshat Agarwal, Alethea Power, Alex Ray, Alex Warstadt, Alexander W Kocurek, Ali Safaya, Ali Tazarv, Alice Xiang, Alicia Parrish, Allen Nie, Aman Hussain, Amanda Askell, Amanda Dsouza, Ambrose Slone, Ameet Rahane, Anantharaman S Iyer, Anders Andreassen, Andrea Madotto, Andrea Santilli, Andreas Stuhlmüller, Andrew Dai, Andrew La, Andrew Lampinen, Andy Zou, Angela Jiang, Angelica Chen, Anh Vuong, Animesh Gupta, Anna Gottardi, Antonio Norelli, Anu Venkatesh, Arash Gholamidavoodi, Arfa Tabassum, Arul Menezes, Arun Kirubakaran, Asher Mullokandov, Ashish Sabharwal, Austin Herrick, Avia Efrat, Aykut Erdem, Ayla Karakaş, B Ryan Roberts, Bao Sheng Loe, Barret Zoph, Bartłomiej Bojanowski, Batuhan Özyurt, Behnam Hedayatnia, Behnam Neyshabur, Benjamin Inden, Benno Stein, Berk Ekmekci, Bill Yuchen Lin, Blake Howald, Cameron Diao, Cameron Dour, Catherine Stinson, Cedrick Argueta, César Ferri Ramírez, Chandan Singh, Charles Rathkopf, Chenlin Meng, Chitta Baral, Chiyu Wu, Chris Callison-Burch, Chris Waites, Christian Voigt, Christopher D Manning, Christopher Potts, Cindy Ramirez, Clara E Rivera, Clemencia Siro, Colin Raffel, Courtney Ashcraft, Cristina Garbacea, Damien Sileo, Dan Garrette, Dan Hendrycks, Dan Kilman, Dan Roth, Daniel Freeman, Daniel Khashabi, Daniel Levy, Daniel Moseguí González, Danielle Perszyk, Danny Hernandez, Danqi Chen, Daphne Ippolito, Dar Gilboa, David Dohan, David Drakard, David Jurgens, Debajyoti Datta, Deep Ganguli, Denis Emelin, Denis Kleyko, Deniz Yuret, Derek Chen, Derek Tam, Dieuwke Hupkes, Diganta Misra, Dilyar Buzan, Dimitri Coelho Mollo, Diyi Yang, Dong-Ho Lee, Ekaterina Shutova, Ekin Dogus Cubuk, Elad Segal, Eleanor Hagerman, Elizabeth Barnes, Elizabeth Donoway, Ellie Pavlick, Emanuele Rodola, Emma Lam, Eric Chu, Eric Tang, Erkut Erdem, Ernie Chang, Ethan A Chi, Ethan Dyer, Ethan Jerzak, Ethan Kim, Eunice Engefu Manyasi, Evgenii Zheltonozhskii, Fanyue Xia, Fatemeh Siar, Fernando Martínez-Plumed, Francesca Happé, Francois Chollet, Frieda Rong, Gaurav Mishra, Genta Indra Winata, Gerard de Melo, Germán Kruszewski, Giambattista Parascandolo, Giorgio Mariani, Gloria Wang, Gonzalo Jaimovitch-López, Gregor Betz, Guy Gur-Ari, Hana Galijasevic, Hannah Kim, Hannah Rashkin, Hannaneh Hajishirzi, Harsh Mehta, Hayden Bogar, Henry Shevlin, Hinrich Schütze, Hiromu Yakura, Hongming Zhang, Hugh Mee Wong, Ian Ng, Isaac Noble, Jaap Jumelet, Jack Geissinger, Jackson Kernion, Jacob Hilton, Jaehoon Lee, Jaime Fernández Fisac, James B Simon, James Koppel, James Zheng, James Zou, Jan Kocoń, Jana Thompson, Jared Kaplan, Jarema Radom, Jascha Sohl-Dickstein, Jason Phang, Jason Wei, Jason Yosinski, Jekaterina Novikova, Jelle Bosscher, Jennifer Marsh, Jeremy Kim, Jeroen Taal, Jesse Engel, Jesujoba Alabi, Jiacheng Xu, Jiaming Song, Jillian Tang, Joan Waweru, John Burden, John Miller, John U Balis, Jonathan Berant, Jörg Frohberg, Jos Rozen, Jose Hernandez-Orallo, Joseph Boudeman, Joseph Jones, Joshua B Tenenbaum, Joshua S Rule, Joyce Chua, Kamil Kanclerz, Karen Livescu, Karl Krauth, Karthik Gopalakrishnan, Katerina Ignatyeva, Katja Markert, Kaustubh D Dhole, Kevin Gimpel,

Kevin Omondi, Kory Mathewson, Kristen Chiafullo, Ksenia Shkaruta, Kumar Shridhar, Kyle McDonell, Kyle Richardson, Laria Reynolds, Leo Gao, Li Zhang, Liam Dugan, Lianhui Qin, Lidia Contreras-Ochando, Louis-Philippe Morency, Luca Moschella, Lucas Lam, Lucy Noble, Ludwig Schmidt, Luheng He, Luis Oliveros Colón, Luke Metz, Lütfi Kerem Şenel, Maarten Bosma, Maarten Sap, Maartje ter Hoeve, Maheen Farooqi, Manaal Faruqui, Mantas Mazeika, Marco Bat-uran, Marco Marelli, Marco Maru, Maria Jose Ramírez Quintana, Marie Tolkieln, Mario Giulianelli, Martha Lewis, Martin Potthast, Matthew L Leavitt, Matthias Hagen, Mátyás Schubert, Medina Orduna Baitemirova, Melody Arnaud, Melvin McElrath, Michael A Yee, Michael Cohen, Michael Gu, Michael Ivanitskiy, Michael Starritt, Michael Strube, Michał Śwędrowski, Michele Bevilacqua, Michihiro Yasunaga, Mihir Kale, Mike Cain, Mimeo Xu, Mirac Suzgun, Mo Tiwari, Mohit Bansal, Moin Aminnaseri, Mor Geva, Mozhdah Gheini, Mukund Varma T, Nanyun Peng, Nathan Chi, Nayeon Lee, Neta Gur-Ari Krakover, Nicholas Cameron, Nicholas Roberts, Nick Doiron, Nikita Nangia, Niklas Deckers, Niklas Muennighoff, Nitish Shirish Keskar, Niveditha S Iyer, Noah Constant, Noah Fiedel, Nuan Wen, Oliver Zhang, Omar Agha, Omar Elbaghdadi, Omer Levy, Owain Evans, Pablo Antonio Moreno Casares, Parth Doshi, Pascale Fung, Paul Pu Liang, Paul Vicol, Pegah Alipoormolabashi, Peiyuan Liao, Percy Liang, Peter Chang, Peter Eckersley, Phu Mon Htut, Pinyu Hwang, Piotr Miłkowski, Piyush Patil, Pouya Pezeshkpour, Priti Oli, Qiaozhu Mei, Qing Lyu, Qinlang Chen, Rabin Banjade, Rachel Etta Rudolph, Raefer Gabriel, Rahel Habacker, Ramón Risco Delgado, Raphaël Millière, Rhythm Garg, Richard Barnes, Rif A Saurous, Riku Arakawa, Robbe Raymaekers, Robert Frank, Rohan Sikand, Roman Novak, Roman Sitelew, Ronan LeBras, Rosanne Liu, Rowan Jacobs, Rui Zhang, Ruslan Salakhutdinov, Ryan Chi, Ryan Lee, Ryan Stovall, Ryan Teehan, Rylan Yang, Sahib Singh, Saif M Mohammad, Sajant Anand, Sam Dillavou, Sam Shleifer, Sam Wiseman, Samuel Gruetter, Samuel R Bowman, Samuel S Schoenholz, Sanghyun Han, Sanjeev Kwatra, Sarah A Rous, Sarik Ghazarian, Sayan Ghosh, Sean Casey, Sebastian Bischoff, Sebastian Gehrmann, Sebastian Schuster, Sepideh Sadeghi, Shadi Hamdan, Sharon Zhou, Shashank Srivastava, Sherry Shi, Shikhar Singh, Shima Asaadi, Shixiang Shane Gu, Shubh Pachchigar, Shubham Toshniwal, Shyam Upadhyay, Shyamolima, Debnath, Siamak Shakeri, Simon Thormeyer, Simone Melzi, Siva Reddy, Sneha Priscilla Makini, Soo-Hwan Lee, Spencer Torene, Sriharsha Hatwar, Stanislas Dehaene, Stefan Dovic, Stefano Ermon, Stella Biderman, Stephanie Lin, Stephen Prasad, Steven T Piantadosi, Stuart M Shieber, Summer Mishergahi, Svetlana Kiritchenko, Swaroop Mishra, Tal Linzen, Tal Schuster, Tao Li, Tao Yu, Tariq Ali, Tatsu Hashimoto, Te-Lin Wu, Théo Desbordes, Theodore Rothschild, Thomas Phan, Tianle Wang, Tiberius Nkinyili, Timo Schick, Timofei Kornev, Timothy Telleen-Lawton, Titus Tunduny, Tobias Gerstenberg, Trenton Chang, Trishala Neeraj, Tushar Khot, Tyler Shultz, Uri Shaham, Vedant Misra, Vera Demberg, Victoria Nyamai, Vikas Raunak, Vinay Ramasesh, Vinay Uday Prabhu, Vishakh Padmakumar, Vivek Srikumar, William Fedus, William Saunders, William Zhang, Wout Vossen, Xiang Ren, Xiaoyu Tong, Xinran Zhao, Xinyi Wu, Xudong Shen, Yadollah Yaghoobzadeh, Yair Lakretz, Yangqiu Song, Yasaman Bahri, Yejin Choi, Yichi Yang, Yiding Hao, Yifu Chen, Yonatan Belinkov, Yu Hou, Yufang Hou, Yuntao Bai, Zachary Seid, Zhuoye Zhao, Zijian Wang, Zijie J Wang, Zirui Wang, and Ziyi Wu. Beyond the imitation game: Quantifying and extrapolating the capabilities of language models, 2022.

Mirac Suzgun, Nathan Scales, Nathanael Schärli, Sebastian Gehrmann, Yi Tay, Hyung Won Chung, Aakanksha Chowdhery, Quoc V Le, Ed H Chi, Denny Zhou, and Jason Wei. Challenging BIG-Bench tasks and whether Chain-of-Thought can solve them. October 2022.

Ross Taylor, Marcin Kardas, Guillem Cucurull, Thomas Scialom, Anthony Hartshorn, Elvis Saravia, Andrew Poulton, Viktor Kerkez, and Robert Stojnic. Galactica: A large language model for science. November 2022.

Romal Thoppilan, Daniel De Freitas, Jamie Hall, Noam Shazeer, Apoorv Kulshreshtha, Heng-Tze Cheng, Alicia Jin, Taylor Bos, Leslie Baker, Yu Du, Yaguang Li, Hongrae Lee, Huaixiu Steven Zheng, Amin Ghafouri, Marcelo Menegali, Yanping Huang, Maxim Krikun, Dmitry Lepikhin, James Qin, Dehao Chen, Yuanzhong Xu, Zhifeng Chen, Adam Roberts, Maarten Bosma, Vincent Zhao, Yanqi Zhou, Chung-Ching Chang, Igor Krivokon, Will Rusch, Marc Pickett, Pranesh Srinivasan, Laichee Man, Kathleen Meier-Hellstern, Meredith Ringel Morris, Tulsee Doshi, Renelito Delos Santos, Toju Duke, Johnny Soraker, Ben Zevenbergen, Vinodkumar Prabhakaran, Mark Diaz, Ben Hutchinson, Kristen Olson, Alejandra Molina, Erin Hoffman-John, Josh Lee, Lora Aroyo, Ravi Rajakumar, Alena Butryna, Matthew Lamm, Viktoriya Kuzmina, Joe Fenton,

- Aaron Cohen, Rachel Bernstein, Ray Kurzweil, Blaise Aguera-Arcas, Claire Cui, Marian Croak, Ed Chi, and Quoc Le. LaMDA: Language models for dialog applications. January 2022.
- Ashish Vaswani, Noam Shazeer, Niki Parmar, Jakob Uszkoreit, Llion Jones, Aidan N Gomez, Łukasz Kaiser, and Illia Polosukhin. Attention is all you need. *Advances in neural information processing systems*, 30, 2017. ISSN 1049-5258.
- Abhinav Venigalla, Jonathan Frankle, and Michael Carbin. PubMed GPT: A domain-specific large language model for biomedical text. <https://www.mosaicml.com/blog/introducing-pubmed-gpt>, 2022. Accessed: 2022-12-16.
- Boxin Wang, Chejian Xu, Shuohang Wang, Zhe Gan, Yu Cheng, Jianfeng Gao, Ahmed Hassan Awadallah, and Bo Li. Adversarial GLUE: A Multi-Task benchmark for robustness evaluation of language models. November 2021.
- Xuezhi Wang, Jason Wei, Dale Schuurmans, Quoc Le, Ed Chi, Sharan Narang, Aakanksha Chowdhery, and Denny Zhou. Self-Consistency improves chain of thought reasoning in language models, 2022.
- Jason Wei, Xuezhi Wang, Dale Schuurmans, Maarten Bosma, Brian Ichter, Fei Xia, Ed Chi, Quoc Le, and Denny Zhou. Chain of thought prompting elicits reasoning in large language models. January 2022.
- Michihiro Yasunaga, Jure Leskovec, and Percy Liang. LinkBERT: Pretraining language models with document links. March 2022.
- Susan Zhang, Stephen Roller, Naman Goyal, Mikel Artetxe, Moya Chen, Shuohui Chen, Christopher Dewan, Mona Diab, Xian Li, Xi Victoria Lin, Todor Mihaylov, Myle Ott, Sam Shleifer, Kurt Shuster, Daniel Simig, Punit Singh Koura, Anjali Sridhar, Tianlu Wang, and Luke Zettlemoyer. OPT: Open pre-trained transformer language models, 2022.
- Denny Zhou, Nathanael Schärli, Le Hou, Jason Wei, Nathan Scales, Xuezhi Wang, Dale Schuurmans, Olivier Bousquet, Quoc Le, and Ed Chi. Least-to-Most prompting enables complex reasoning in large language models. May 2022.

A SUMMARY OF THE RESULTS

In Table 88, we summarize the performances of InstructGPT and Codex on the USMLE-MMLU, USMLE-MedQA, MedMCQA and PubMedQA datasets in zero-shot, few-shot, with and without grounding. All our results on the validation set of the MedMCQA are estimated using 1k samples. The results of the MedMCQA test set require submitting an official submission.

Table 8: Medical question answering accuracy for InstructGPT (text-davinci-002) and Codex (code-davinci-002) on the USMLE (test), MedMCQA (valid. 1k samples/test) and PubMedQA (test) datasets. The CoTs cues #1-5 are presented in the Table 4. All completions are sampled with a temperature $\tau = 0$, unless we use a majority voting (MV) classifier with k samples, in that case we use a temperature of $\tau = 0.5$.

Model	Shots	Grounding	Prompt	MMLU ¹	USMLE	MedMCQA	PubMedQA
InstructGPT	0	X	Direct	-/-	46.0	44.0/-	73.2
InstructGPT	0	X	CoT #1	-/-	47.1	40.8/-	60.0
InstructGPT	0	X	CoT #2	-/-	46.8	43.3/-	59.8
InstructGPT	0	X	CoT #3	-/-	46.0	38.8/-	66.2
InstructGPT	0	X	CoT #4	-/-	45.6	37.1/-	58.0
InstructGPT	0	X	CoT #5	-/-	45.1	42.1/-	55.6
InstructGPT	0	✓	Direct	-/-	47.3	46.7/ 49.0	-
InstructGPT	0	✓	CoT #1	-/-	45.9	42.2/ 46.0	-
InstructGPT	0	✓	CoT #2	-/-	47.0	45.8/ 46.0	-
InstructGPT	0	✓	CoT #3	-/-	45.6	41.6/ 43.3	-
InstructGPT	0	✓	CoT #4	-/-	45.9	41.3/ 45.0	-
InstructGPT	0	✓	CoT #5	-/-	47.4	41.8/ 46.5	-
InstructGPT	0	X	Ensemble (n=6)	-/-	50.0	42.4/-	70.4
InstructGPT	0	✓	Ensemble (n=6)	-/-	49.3	48.8/ 49.5	-
InstructGPT	0	X + ✓	Ensemble (n=12)	-/-	53.1	47.6/-	-
Codex	0	X	Direct	74.2/ 70.6	52.5	50.9/ 51.1	73.2
Codex	0	X	CoT #1	64.5/ 60.7	52.9	46.8/-	53.4
Codex	0	✓	Direct	64.5/ 68.7	52.5	50.8/ 52.7	-
Codex	0	✓	CoT #1	77.4/ 55.1	47.2	43.9/-	-
Codex	5	X	Direct	77.2/ 70.1	56.6	56.6/ 56.9	73.0
Codex	5	X	CoT #1	80.6/ 68.4	56.2	52.0/-	76.4
Codex	5	X	CoT #1 + MV(k=20) ¹⁰	74.2/ 76.8	57.2	57.6/ 57.5	78.2
Codex	5	X	CoT #1 + MV(k=100) ¹⁰	-/-	60.2	59.7 /-	78.0
U-PaLM (540B) ²	5	X	Direct	87.1/-	-	-/-	-
U-PaLM (540B) ²	5	X	CoT #1	58.1/-	-	-/-	-
Flan-U-PaLM (540B) ²	5	X	Direct	90.3 /-	-	-/-	-
Flan-U-PaLM (540B) ²	5	X	CoT #1	80.6/-	-	-/-	-
PubMedBERT ¹	<i>finetuned</i>	X	-	-/-	-	40.0/ 41.0	-
PubMedBERT ³	<i>finetuned</i>	✓	-	-/-	-	43.0/ 47.0	-
BioLinkBERT large ⁴	<i>finetuned</i>	✓	-	-/ 50.7	44.6	-/-	72.2
BioGPT ¹¹	<i>finetuned</i>	X	-	-/-	-	-/-	78.2
PubMedGPT ¹²	<i>finetuned</i>	X	-	-/-	50.3	-/-	74.4
Galactica ¹³	<i>finetuned</i>	X	-	-/-	44.4	52.9/-	77.6
Human (passing score)	-	-	-	60.0 ⁵	60.0 ⁵	50.0 ^{7,8}	-
Human (expert score)	-	-	-	87.0 ⁶	87.0 ⁶	90.0 ³	78.0 ⁹

¹ professional medicine subset (USMLE, Hendrycks et al. (2020)), ² Chung et al. (2022), ³ Pal et al. (2022), ⁴ Yasunaga et al. (2022)

⁵ USMLE (passing score): <https://www.usmle.org/scores-transcripts>

⁶ USMLE (expert score): 95th percentile (Hendrycks et al., 2020)

⁷ MedMCQA test (AIIMS): <https://collegedunia.com/exams/aiims-mbbs/cutoff>

⁸ MedMCQA valid. (NEET PG): <https://medicine.careers360.com/articles/neet-pg-cut-off>

⁹ Jin et al. (2019), ¹⁰ Majority voting classifier with k samples and $\tau = 0.5$ (corresponds to self-consistency Wang et al. (2022))

¹¹ Luo et al. (2022), ¹² Venigalla et al. (2022), ¹³ Taylor et al. (2022)

Table 9: Validation performances for 30 CoT cues on a subset of 100 validation USMLE questions.

CoT cue	Accuracy	F1	CoT length
0 <i>Let's derive the differential diagnosis step by step</i>	48.0	48.0	170
1 <i>Let's use step by step inductive reasoning, given the medical nature of the question</i>	48.0	48.2	157
2 <i>Let's differentiate using step by step reasoning like a medical expert</i>	47.0	46.3	183
3 <i>Let's think step by step using deductive reasoning</i>	47.0	46.4	148
4 <i>Let's differentiate using step by step reasoning</i>	45.0	45.0	166
5 <i>Let's think step by step to arrive at one of the options</i>	45.0	45.0	158
6 <i>Let's break the problem into multiple steps</i>	45.0	44.2	165
7 <i>Let's use step by step deductive reasoning, given the medical nature of the question</i>	44.0	44.0	174
8 <i>Let's think step by step like a doctor</i>	43.0	43.3	162
9 <i>Let's think step by step like a medical expert</i>	43.0	42.8	171
10 <i>Let's summarize the facts step by step</i>	42.0	42.1	183
11 <i>Let's think step by step using inductive reasoning</i>	42.0	42.6	143
12 <i>Let's think step by step using deductive reasoning like a medical expert</i>	42.0	42.3	173
13 <i>Let's be concise and think step by step</i>	42.0	42.4	130
14 <i>Let's differentiate using step by step deductive reasoning like a medical expert</i>	42.0	41.9	173
15 <i>Let's argue step by step</i>	42.0	42.2	149
16 <i>Let's think step by step like a clinician</i>	41.0	41.3	164
17 <i>Let's think step by step</i>	40.0	40.4	129
18 <i>Let's reflect on each answer option step by step</i>	40.0	37.2	194
19 <i>Let's reason and differentiate options step by step like a medical expert</i>	40.0	38.1	180
20 <i>Let's differentiate using step by step inductive reasoning like a medical expert</i>	40.0	39.5	161
21 \emptyset (Direct)	39.0	38.4	0
22 <i>Let's think step by step given every option equal consideration</i>	39.0	39.2	177
23 <i>Let's think step by step like a scientist</i>	39.0	39.2	166
24 <i>Let's use step by step inductive reasoning</i>	37.0	36.1	165
25 <i>Let's work by elimination step by step</i>	36.0	35.2	154
26 <i>Let's use step by step deductive reasoning</i>	34.0	33.9	165
27 <i>Let's follow a Bayesian step by step approach</i>	33.0	31.4	193
28 <i>Let's reflect on each option from the least likely to the most likely</i>	31.0	27.9	166
29 <i>Let's use step by step Bayesian reasoning, given the medical nature of the question</i>	31.0	30.7	216

B DOMAIN-SPECIFIC CoT CUES

We composed an initial set of 30 zero-shot CoT prompt variations. In Table 9, we report the accuracy for each of the 30 prompts based on a subset of 100 USMLE validation questions. Given an estimated accuracy uncertainty of 5% (see the paragraph “uncertainty estimation” below), we concluded that the first half of the results are all reasonable candidates for the study.

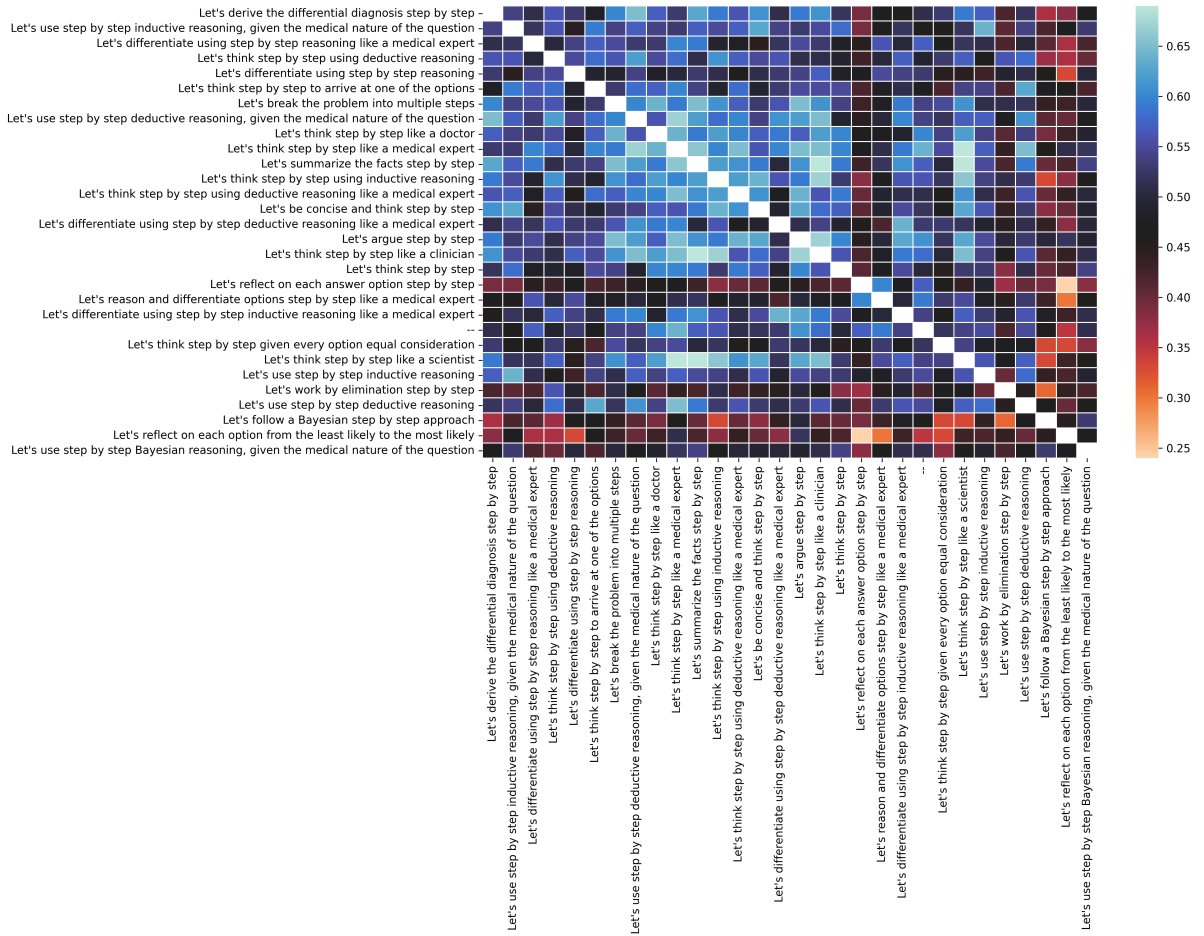
Selected prompts For the remaining of this paper, we selected 5 prompts: the original “*Let's think step by step*”, the medical variation “*Let's think step by step like a medical expert*” and the top-three CoT cues reported in Table 9.

Prompt diversity and agreement In Figure 5, we report the agreement rate for all 30 prompts on the 100 validation questions. Whereas most of the prompts followed a rather consistent pattern, with an agreement rate superior to 50%, a minority of the prompts seemed to agree less with the majority of the prompts, such as “Let's reflect on each answer option step by step”, “Let's follow a Bayesian step by step approach” or “Let's work by elimination”. In Table 13, we showcase four chain-of-thoughts selected to highlight the diversity of the completions and the ability of InstructGPT to adopt diverse problem-solving strategies. Yet, strategies are not always executed correctly: in Table 13, example 2, GPT-3 ultimately finds the correct answer (Missense mutation) but identified the wrong diagnostic (the 6-year-old boy suffers from sickle cell disease).

Uncertainty estimation We model the outcome of answering a question using a Bernoulli model with parameter θ where 1 corresponds to the correct predicted answer, and 0 corresponds to predicting the wrong answer. The accuracy of the model corresponds to the mean outcome of the Bernoulli model ($\mathbb{E}[\text{Bernoulli}(\theta)] = \theta$) that we approximate as $\theta = 0.5$. Given $N=100$ data points, the uncertainty of the accuracy estimate is about 5%, as given by the standard deviation of the mean estimator:

$$\sqrt{\text{Var}_N [\text{Bernoulli}(\theta)]} = \sqrt{\frac{\theta(1-\theta)}{N}} = 0.5^2/100 = 0.05 \text{ (5\%)}$$

Figure 5: Rate of agreement for the 30 evaluated CoT prompts evaluated in Table 9.



C DATASETS

USMLE (MedQA) Jin et al. (2021) gathers historical questions from the United States Medical Licensing Examination (USMLE), which targets trained medical professionals. The questions are notorious for being challenging as they often require strong problem-solving skills coupled with comprehensive medical knowledge. Each question features a description of a medical case and a question that emulates the real clinical setting. The more recent MMLU dataset (Hendrycks et al., 2020) has 31 validation and 272 test USMLE questions (around 105 words/question). In Appendix D, we benchmark both USMLE datasets and found the MedQA USMLE dataset to be more difficult. The USMLE-MedQA data does not come with explanations. Instead, we use the USMLE-MMLU CoTs from Chung et al. (2022) that are available from <https://github.com/jasonwei20/flan-2>.

MedMCQA Pal et al. (2022) is a large-scale multiple-choice question answering collected from Indian medical school entrance exams (AIIMS and NEET-PG). The MedMCQA covers a broad range of medical topics (dentistry, psychiatry, surgery, ...) and requires being able to follow a variety of reasoning types (logic, factual, comparison, ...). However, questions are often more knowledge-centred than the USMLE questions, which tend to focus more on problem-solving skills.

PubMedQA Jin et al. (2019) is a collection of expert-annotated yes/no/maybe research questions derived from PubMed abstracts. Whereas the questions from the USMLE and the MedMCQA datasets are self-contained and might be answered using general medical knowledge and methodology, each PubMedQA question is contextualized on a provided abstract. Therefore PubMedQA primarily focuses on evaluating reading comprehension skills.

D USMLE-MEDQA VERSUS USMLE-MMLU

Table 10: Comparing the USMLE datasets from (test) MedQA (Jin et al., 2021) and (validation/test) MMLU (Hendrycks et al., 2020). We include the results of the recent Flan-U-PaLM 540B (Chung et al., 2022). All models use 5 shots.

Model	Prompt	MMLU	MedQA
Codex	Direct	77.2/ 70.1	56.6
Codex	CoT #1	80.6/ 69.1	56.2
U-PaLM	Direct	87.1/ –	–
U-PaLM	CoT #1	58.1/ –	–
Flan-U-PaLM	Direct	90.3 / –	–
Flan-U-PaLM	CoT #1	80.6/ –	–
Human (passing score)		60.0	60.0
Human (expert score)		87.0	87.0

In Table 10, we report the performances of the three medical question answering datasets as well as the *professional medicine* subset of the MMLU dataset (Hendrycks et al., 2020), which has been explored in recent related work (Chung et al., 2022).

Based on Codex performances, the USMLE-MedQA dataset appears to be more challenging than the USMLE-MMLU counterpart. Codex (Chen et al., 2021) in a 5-shot setting (Direct and CoT prompting, $\tau=0$), scores around 13.2% lower accuracy on the USMLE-MedQA (~56.4%) than on the USMLE-MMLU (~69.6%). Succeeding the USMLE requires a score of around 60%.

E COMPARING GPT VERSIONS ON THE USMLE DATASET

We report the test USMLE accuracy for multiple GPT version in Table 11 for the direct and CoT #1 prompts. Note that Codex (code-davinci-002) is a large GPT-3 model pre-trained on text and code; InstructGPT (text-davinci-002) is a version of Codex finetuned based human-feedback to “follow the user’s instructions helpfully and safely”.⁴

Table 11: Answering accuracy of multiple GPT-3 models on the USMLE dataset in a zero-shot setting.

Model	Prompt	Acc.	Δ
text-curie-001	Direct	27.8	-9.4
text-davinci-001	Direct	37.2	-
code-davinci-002	Direct	52.5	+15.3
text-davinci-002	Direct	46.0	+8.8
text-curie-001	CoT #1	25.5	-14.7
text-davinci-001	CoT #1	40.2	-
code-davinci-002	CoT #1	52.9	+12.7
text-davinci-002	CoT #1	47.1	+6.9
Random		25.0	

The smallest model performed only slightly better than at random, with an accuracy of maximum 27.8% for the curie model, whereas

the largest model non-aligned text model text-davinci-001 scored a maximum of 40.2% for all prompts. The best performances are obtained with the text and code pre-trained model code-davinci-002 (52.9%). Human-alignment appears to damage answering performances: text-davinci-002 scored a maximum of 47.1%. This suggests that advanced medical reasoning capabilities only emerge in the largest of the GPT-3 models, and that code pre-trained is highly effective. In this experiment, human-alignment led to a decrease of accuracy, although we found InstructGPT to overall produce more readable samples than Codex in zero-shot CoT settings (See Appendix G).

F ANSWERING BIAS

Table 12: Frequencies of predictions and labels. Classification bias of InstructGPT and Codex on the USMLE dataset, with (✓) and without (✗) random label permutation. We highlight labels that are under estimated using the color blue ▼ and over estimated using the color red ▲ ($\pm 10\%$ of the label frequency). Using the χ^2 test, we report the pp-value for the null hypothesis “the predictive distribution equals the empirical one”. The models are evaluated using zero shot and $T = 0$, unless specified.

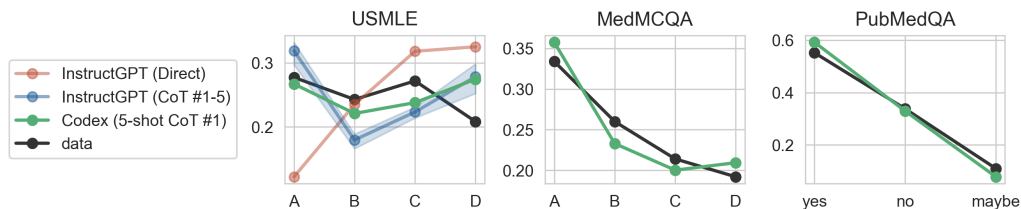
Perm.	Model	Prompt	A	B	C	D	Acc.	p-value
✗	InstructGPT	Direct	155▼	299	405▲	414▲	46.0	$< 10^{-10}$
✗	InstructGPT	CoT #1	421▲	240▼	291▼	321▲	47.1	$1 \cdot 10^{-10}$
✗	InstructGPT	CoT #2	423▲	211▼	286▼	353▲	46.8	$< 10^{-10}$
✗	InstructGPT	CoT #3	416▲	236▼	272▼	349▲	46.0	$< 10^{-10}$
✗	InstructGPT	CoT #4	378	221▼	294▼	380▲	45.6	$< 10^{-10}$
✗	InstructGPT	CoT #5	392▲	234▼	277▼	370▲	45.1	$< 10^{-10}$
✗		data	353	309	346	265		
✓	InstructGPT	Direct	138▼	295	377▲	463▲	46.5	$< 10^{-10}$
✓	InstructGPT	CoT #1	374▲	276▼	252▼	371▲	45.3	$4 \cdot 10^{-10}$
✓		data	317	326	323	307		
✗	Codex	Direct	163▼	360▲	407▲	343▲	52.1	$< 10^{-10}$
✗	Codex (5 shots)	Direct	254▼	285▼	430▲	304▲	56.6	$< 10^{-10}$
✗	Codex	CoT #1	315	250▼	285	423▲	52.9	$< 10^{-10}$
✗	Codex (5 shots)	CoT #1	334	300	324	315▲	56.2	$7 \cdot 10^{-03}$
✗	Codex (5 shots, $\tau=0.5$) ¹	CoT #1	340	281	308▼	349▲	60.2	$2 \cdot 10^{-06}$
✗		data	353	309	346	265		

¹Averaged using $k = 100$ samples.

In Table 12, we report the frequencies of answers and of predicted labels with and without label permutation. We report the frequencies for InstructGPT as well as Codex.

⁴<https://beta.openai.com/docs/model-index-for-researchers>

Figure 6: Frequencies of predicted labels for Codex 5-shot CoT (average of $k=100$ samples) and ground truth label frequencies. For the USMLE, we report frequencies of the zero-shot InstructGPT (Direct and CoT prompting), originally displayed in Figure 2.



Querying InstructGPT using the CoT prompts resulted in a more faithful predictive distribution of the labels. Nonetheless, a bias towards the labels A and D and a tendency to avoid predicting labels B and C could still be observed. To confirm whether this bias originates from the data or the model, we permuted the labels and repeated the experiment for prompts number 0 and 1 and observed the same trend. Codex exhibits similar trends, although few-shot learning seems to yield more faithful predictive distributions.

In all cases, models tend to default to the label D. In Table 16, we present two CoT leading to mispredicted label D. In both cases, GPT-3 fails to narrow down to one answer options and defaults to option D.

Figure 6 presents some of the results from Table 12 for the USMLE and extend it with the frequencies observed in the two other datasets for Codex 5-shot CoT ($k = 100$ samples). The bias appears less important for the MedMCQA and PubMedQA datasets than for the USMLE dataset.

G ADDITIONAL CoT SAMPLES

CoT prompt variations In Table 13, we report four selected CoTs generated from the prompt variations studied in Appendix B

Codex CoTs In Table 14, we display CoTs generated by Codex. Codex appear to yield CoTs of lower quality than InstructGPT (frequent repetitions, less verbosity).

Annotated InstructGPT CoTs We provided nine more expert-labelled chain-of-thoughts in Tables 15, 16, 17, 18, 19, 20, 21, 22 and 23. Note that patterns reported in Table 6 cannot always be matched to text segments, as one highlighted text segment does not always correspond to a single category (reasoning and knowledge patterns are often entangled).

Table 13: A selection of remarkable CoTs generated by InstructGPT `text-davinci-002` based on USMLE questions. GPT-3 can adopt diverse problem-solving strategies.

<p style="text-align: center;">Example 1. Applying Bayes rule</p> <p>Parents bring an 11-month-old baby to the clinic because the baby has a fever of 39.0°C (102.2°F). The baby is irritated and crying constantly. She is up to date on immunizations. A complete physical examination reveals no significant findings, and all laboratory tests are negative. Five days after resolution of her fever, she develops a transient maculopapular rash. What is the most likely diagnosis?</p> <p>A) Roseola B) Erythema infectiosum C) Rubella D) Kawasaki disease</p> <p>✓ Let's follow a Bayesian step by step approach: The prior probability of the child having each disease is: Roseola: 1/4 Erythema infectiosum: 1/4 Rubella: 1/4 Kawasaki disease: 1/4</p> <p>The likelihood of the child having each disease given the symptoms is: Roseola: 3/4 Erythema infectiosum: 1/2 Rubella: 1/4 Kawasaki disease: 1/8</p> <p>The posterior probability of the child having each disease is: Roseola: $3/4 \times 1/4 = 3/16$ Erythema infectiosum: $1/2 \times 1/4 = 1/8$ Rubella: $1/4 \times 1/4 = 1/16$ Kawasaki disease: $1/8 \times 1/4 = 1/32$</p> <p>The most likely diagnosis is Roseola. Therefore, among A through D, the answer is A.</p>	<p style="text-align: center;">Example 2. Considering multiple hypotheses</p> <p>A 6-year-old African-American boy presents with severe pain and swelling of both his hands and wrists. His symptoms onset 2 days ago and have not improved. He also has had diarrhea for the last 2 days and looks dehydrated. This patient has had two similar episodes of severe pain in the past. Physical examination reveals pallor, jaundice, dry mucous membranes, and sunken eyes. Which of the following mutations is most consistent with this patient's clinical condition?</p> <p>A) Chromosomal deletion B) Nonsense C) Missense D) Frame shift</p> <p>✓ Let's derive the differential diagnosis step by step:</p> <ol style="list-style-type: none"> Severe pain and swelling of hands and wrists: This can be caused by an inflammatory process (e.g. arthritis), an infection (e.g. septic arthritis), or trauma. Diarrhea for 2 days: This can be caused by an infection (e.g. gastroenteritis), food poisoning, or a gastrointestinal disorder (e.g. inflammatory bowel disease). Pallor, jaundice, dry mucous membranes, and sunken eyes: These are all signs of dehydration. Two similar episodes of severe pain in the past: This suggests a chronic condition. <p>Based on the above information, the most likely diagnosis is a chronic inflammatory condition such as arthritis or inflammatory bowel disease. The mutation that is most consistent with this patient's clinical condition is a missense mutation.</p> <p>Therefore, among A through D, the answer is C.</p>
<p style="text-align: center;">Example 3. Reflecting on each answer choice</p> <p>A 12-month-old girl is brought in by her mother to the pediatrician for the first time since her 6-month checkup. The mother states that her daughter had been doing fine, but the parents are now concerned that their daughter is still not able to stand up or speak. On exam, the patient has a temperature of 98.5°F (36.9°C), pulse is 96/min, respirations are 20/min, and blood pressure is 100/80 mmHg. The child appears to have difficulty supporting herself while sitting. The patient has no other abnormal physical findings. She plays by herself and is making babbling noises but does not respond to her own name. She appears to have some purposeless motions. A previous clinic note documents typical development at her 6-month visit and mentioned that the patient was sitting unsupported at that time. Which of the following is the most likely diagnosis?</p> <p>A) Language disorder B) Rett syndrome C) Fragile X syndrome D) Trisomy 21</p> <p>✗ Let's reflect on each answer option step by step:</p> <p>A) Language disorder: This cannot be the most likely diagnosis because the patient is only 12 months old. It is too early to diagnose a language disorder.</p> <p>B) Rett syndrome: This is a possibility, but we cannot be certain because the patient does not have all the symptoms of Rett syndrome. The patient does have some purposeless motions, but does not have any of the other symptoms, such as loss of purposeful hand movements, deceleration of head growth, or problems with gait or movement.</p> <p>C) Fragile X syndrome: This is also a possibility, but we cannot be certain because the patient does not have all the symptoms of Fragile X syndrome. The patient does have some purposeless motions, but does not have any of the other symptoms, such as macroorchidism, long face, or large ears.</p> <p>D) Trisomy 21: This is the most likely diagnosis because the patient has some of the symptoms of Trisomy 21, such as a delay in milestones, difficulty supporting herself while sitting, and abnormal physical findings.</p> <p>Therefore, among A through D, the answer is D.</p>	<p style="text-align: center;">Example 4. Working by elimination</p> <p>A 35-year-old man presents with loose stools and left lower quadrant abdominal pain. He says he passes 8–10 loose stools per day. The volume of each bowel movement is small and appears mucoid with occasional blood. The patient reports a 20-pack-year smoking history. He also says he recently traveled abroad about 3 weeks ago to Egypt. The vital signs include: blood pressure 120/76 mm Hg, pulse 74/min, and temperature 36.5°C (97.8°F). On physical examination, mild to moderate tenderness to palpation in the left lower quadrant with no rebound or guarding is present. Rectal examination shows the presence of perianal skin ulcers. Which of the following is the most likely diagnosis in this patient?</p> <p>A) Amebiasis B) Crohn's disease C) Salmonellosis D) Diverticulosis</p> <p>✓ Let's work by elimination step by step.</p> <p>The first thing to note is that the patient has perianal skin ulcers. This is not a symptom of Crohn's disease, so we can eliminate B.</p> <p>The next thing to note is that the patient has recently traveled to Egypt. This increases the likelihood that the patient has amebiasis, so we can eliminate D.</p> <p>The next thing to note is that the patient has a 20-pack-year smoking history. This increases the likelihood that the patient has diverticulosis, so we can eliminate C.</p> <p>This leaves us with A, amebiasis, as the most likely diagnosis.</p> <p>Therefore, among A through D, the answer is A.</p>

Table 14: Two randomly selected CoTs generated by Codex `code-davinci-002` based on USMLE questions. Codex tends to repeat itself and generate zero-shot CoTs of lower quality than InstructGPT.

A 24-year-old G2P1 woman at 39 weeks' gestation presents to the emergency department complaining of painful contractions occurring every 10 minutes for the past 2 hours, consistent with latent labor. She says she has not experienced vaginal discharge, bleeding, or fluid leakage, and is currently taking no medications. On physical examination, her blood pressure is 110/70 mm Hg, heart rate is 86/min, and temperature is 37.6°C (99.7°F). She has had little prenatal care and uses condoms inconsistently. Her sexually transmitted infections status is unknown. As part of the patient's workup, she undergoes a series of rapid screening tests that result in the administration of zidovudine during delivery. The infant is also given zidovudine to reduce the risk of transmission. A confirmatory test is then performed in the mother to confirm the diagnosis of HIV. Which of the following is most true about the confirmatory test?

- A) It is a Southwestern blot, identifying the presence of DNA-binding proteins
- B) It is a Northern blot, identifying the presence of RNA
- C) It is a Northern blot, identifying the presence of DNA
- D) It is an HIV-1/HIV2 antibody differentiation immunoassay**

✓ Let's think step by step.

The patient is in latent labor. She has had little prenatal care and uses condoms inconsistently. Her sexually transmitted infections status is unknown. As part of the patient's workup, she undergoes a series of rapid screening tests that result in the administration of zidovudine during delivery. The infant is also given zidovudine to reduce the risk of transmission. A confirmatory test is then performed in the mother to confirm the diagnosis of HIV.

The patient is in latent labor. This means that she is in the first stage of labor. The first stage of labor is divided into two phases: the latent phase and the active phase. The latent phase is the longest phase of labor. It is characterized by regular contractions that are not yet strong enough to dilate the cervix. The latent phase can last for hours or even days. The active phase is characterized by stronger contractions that dilate the cervix. The active phase is shorter than the latent phase.

She has had little prenatal care and uses condoms inconsistently. This means that she is at risk for HIV.

Her sexually transmitted infections status is unknown. This means that she is at risk for HIV.

As part of the patient's workup, she undergoes a series of rapid screening tests that result in the administration of zidovudine during delivery. This means that she is at risk for HIV.

The infant is also given zidovudine to reduce the risk of transmission. This means that she is at risk for HIV. A confirmatory test is then performed in the mother to confirm the diagnosis of HIV. This means that she is at risk for HIV.

The patient is in latent labor. This means that

<This is not generated by GPT-3:
The above paragraph was repeated a few more times>

Therefore, among A through D, the answer is D.

A 51-year-old man is brought to the emergency department because of a 2-day history of fever, abdominal pain, and confusion. His wife states that he has been unable to recall his birthday or her name. He was diagnosed with hepatitis C 3 years ago but refused treatment. He has been treated twice in the past year for acute pancreatitis. There is no family history of serious illness. His only medication is a calcium supplement. He emigrated from India 15 years ago. He appears ill. His temperature is 38.3°C (100.9°F), pulse is 101/min, and blood pressure is 104/68 mm Hg. He is confused and oriented only to person. Examination shows scleral icterus and spider angiomas. There are fine tremors of the hands bilaterally. The abdomen is distended and shifting dullness is present. There is diffuse tenderness to palpation with no guarding. Bowel sounds are absent. Laboratory studies show: Hemoglobin 12.6 g/dL Leukocyte count 13,900/mm3 Platelet count 342,000/mm3 Serum Albumin 2.6 g/dL Total bilirubin 2.56 mg/dL Alkaline phosphatase 54 U/L AST 17 U/L ALT 44 U/L Paracentesis is performed. Ascitic fluid analysis shows an albumin concentration of 0.8 g/dL, glucose concentration of 62 mg/dL, and a leukocyte count of 1900/mm3 with 60% neutrophils. Which of the following is the most likely explanation for these findings?"

- A) Aseptic peritoneal inflammation
- B) Neoplastic growth
- C) Bacterial translocation
- D) Perforated viscus**

✗ Let's think step by step

Hepatitis C is a viral infection that causes inflammation of the liver.

He has a history of acute pancreatitis.

Acute pancreatitis is inflammation of the pancreas.

He has a history of ascites.

Ascites is the accumulation of fluid in the peritoneal cavity.

He has a history of confusion.

Confusion is a symptom of hepatic encephalopathy.

Hepatic encephalopathy is a complication of liver disease.

The patient has a history of hepatitis C.

Hepatitis C is a viral infection that causes inflammation of the liver.

He has a history of acute pancreatitis.

Acute pancreatitis is inflammation of the pancreas.

He has a history of ascites.

Ascites is the accumulation of fluid in the peritoneal cavity.

He has a history of confusion.

Confusion is a symptom of hepatic encephalopathy.

Hepatic encephalopathy is a complication of liver disease.

The patient has a history of hepatitis C.

Hepatitis C is a viral infection that causes inflammation of the liver.

He has a history of acute pancreatitis.

<This is not generated by GPT-3:

The above paragraph was repeated a few more times>

Therefore, among A through D, the answer is D.

Table 15: (Sample 2) Generated zero-shot Chain-of-Thought from InstructGPT `text-davinci-002` for three CoT prompts on a sample for the USMLE test set.

<p>USMLE [test:1050] A 40-year-old female with a past medical history of high cholesterol, high blood pressure, hyperthyroidism, and asthma presents to the primary care clinic today. She has tried several different statins, all of which have resulted in bothersome side effects. Her current medications include hydrochlorothiazide, levothyroxine, albuterol, oral contraceptives, and a multivitamin. Her physical examination is unremarkable. Her blood pressure is 116/82 mm Hg and her heart rate is 82/min. You decide to initiate colesevelam (Welchol). Of the following, which is a concern with the initiation of this medication?</p> <p>A) Colesevelam can cause cognitive impairment. B) Colesevelam can increase the risk of cholelithiasis. C) Timing of the dosing of colesevelam should be separated from this patient’s other medications. D) Colesevelam can significantly decrease your HDL.</p>			
<p>✓ Let’s think step by step. The patient has tried several different statins, all of which have resulted in bothersome side effects. The patient’s current medications include hydrochlorothiazide, levothyroxine, albuterol, oral contraceptives, and a multivitamin. The physical examination is unremarkable. The blood pressure is 116/82 mm Hg and the heart rate is 82/min. You decide to initiate colesevelam (Welchol). The concern with the initiation of this medication is that timing of the dosing of colesevelam should be separated from this patient’s other medications. Therefore, among A through D, the answer is C.</p>	<p>✗ Let’s think step by step like a medical expert. The first thing to consider is the patient’s current medications. The patient is currently taking hydrochlorothiazide, levothyroxine, albuterol, oral contraceptives, and a multivitamin. The next thing to consider is the patient’s medical history. The patient has a history of high cholesterol, high blood pressure, hyperthyroidism, and asthma. The third thing to consider is the patient’s physical examination. The patient’s physical examination is unremarkable. The fourth thing to consider is the patient’s blood pressure and heart rate. The patient’s blood pressure is 116/82 mm Hg and her heart rate is 82/min. The fifth and final thing to consider is the medication that the doctor is considering prescribing, colesevelam (Welchol). The concerns with the initiation of this medication are that it can cause cognitive impairment, it can increase the risk of cholelithiasis, timing of the dosing of colesevelam should be separated from this patient’s other medications, and it can significantly decrease your HDL. Therefore, among A through D, the answer is D.</p>	<p>✗ Let’s use step by step inductive reasoning, given the medical nature of the question. First, we know that the patient has high cholesterol, which is the main reason why the physician would prescribe colesevelam. Second, we know that the patient has tried several different statins, all of which have resulted in bothersome side effects. Third, we know that colesevelam can cause cognitive impairment. Fourth, we know that colesevelam can increase the risk of cholelithiasis. Therefore, the correct answer is D.) Therefore, among A through D, the answer is D.</p>	
<p>Pattern A Correct reasoning step</p> <p>Pattern B Correct recall of knowledge</p> <p>Pattern C Correct reading comprehension</p>	<p>Pattern D Incorrect reasoning step</p> <p>Pattern E Incorrect or insufficient knowledge</p> <p>Pattern F Incorrect reading comprehension</p>		

Table 16: (Sample 3) Generated zero-shot Chain-of-Thought from InstructGPT `text-davinci-002` for three CoT prompts on a sample for the USMLE test set.

USMLE [test:805] A 79-year-old woman comes to the physician because of a 1-month history of difficulty starting urination and a vague sensation of fullness in the pelvis. Pelvic speculum examination in the lithotomy position shows a pink structure at the vaginal introitus that protrudes from the anterior vaginal wall when the patient is asked to cough. Which of the following is the most likely cause of this patient’s symptoms?
 A) Vaginal rhabdomyosarcoma B) Cystocele C) Rectocele D) Uterine leiomyomata

✓ **Let’s use step by step inductive reasoning, given the medical nature of the question.** The first thing to note is that the patient is an elderly woman. This means that we can rule out rhabdomyosarcoma, which is a type of cancer that is most commonly found in children. The next thing to note is that the patient is experiencing difficulty starting urination and a vague sensation of fullness in the pelvis. This could be caused by a number of things, but the most likely cause is a cystocele. A cystocele is a condition in which the bladder bulges into the vagina. This can cause difficulty starting urination because the bladder is not able to empty properly. The final thing to note is that the pelvic examination shows a pink structure at the vaginal introitus that protrudes from the anterior vaginal wall when the patient is asked to cough. This is most likely a rectocele. A rectocele is a condition in which the rectum bulges into the vagina. This can cause the vague sensation of fullness in the pelvis that the patient is experiencing. So, in conclusion, the most likely cause of the patient’s symptoms is a cystocele. Therefore, among A through D, the answer is B.

✗ **Let’s differentiate using step by step reasoning like a medical expert:** Differential diagnosis for a pink structure at the vaginal introitus that protrudes from the anterior vaginal wall when the patient is asked to cough:
 1) Vaginal rhabdomyosarcoma: This is a very unlikely diagnosis given the patient’s age and the lack of other symptoms.
 2) Cystocele: This is a possible diagnosis, but is more likely to present with urinary incontinence rather than difficulty starting urination.
 3) Rectocele: This is also a possible diagnosis, but is more likely to present with constipation or difficulty having a bowel movement.
 4) Uterine leiomyomata: This is the most likely diagnosis given the patient’s age and symptoms. Therefore, among A through D, the answer is D.

✗ **Let’s derive the differential diagnosis step by step.** The first step is to identify the relevant anatomy. The relevant anatomy here is the pelvic floor, which includes the vagina, uterus, bladder, and rectum. The second step is to identify the relevant symptoms. The relevant symptoms here are difficulty starting urination and a vague sensation of fullness in the pelvis. The third step is to identify the possible causes of the symptoms. The possible causes of the symptoms could be a mass in the pelvis, an obstruction in the urinary tract, or a problem with the pelvic floor muscles. The fourth step is to narrow down the differential diagnosis. The most likely cause of the patient’s symptoms is a mass in the pelvis. The mass could be a cystocele, rectocele, or uterine leiomyomata. Therefore, among A through D, the answer is D.

Pattern A	Correct reasoning step	Pattern D	Incorrect reasoning step
Pattern B	Correct recall of knowledge	Pattern E	Incorrect or insufficient knowledge
Pattern C	Correct reading comprehension	Pattern F	Incorrect reading comprehension

Table 17: (Sample 4) Generated zero-shot Chain-of-Thought from InstructGPT `text-davinci-002` for three CoT prompts on a sample for the USMLE test set.

USMLE [test:951] A 22-year-old woman comes to the physician for a routine health examination. She feels well but asks for advice about smoking cessation. She has smoked one pack of cigarettes daily for 7 years. She has tried to quit several times without success. During the previous attempts, she has been extremely nervous and also gained weight. She has also tried nicotine lozenges but stopped taking them because of severe headaches and insomnia. She has bulimia nervosa. She takes no medications. She is 168 cm (5 ft 6 in) tall and weighs 68 kg (150 lb); BMI is 24 kg/m². Physical and neurologic examinations show no other abnormalities. Which of the following is the most appropriate next step in management?
 A) Diazepam B) Nicotine patch C) **Varenicline** D) Motivational interviewing

✓ **Let's think step by step.**
 The first thing we need to do is assess whether this patient is ready to quit smoking. This can be done using the 5 A's:
 1. Ask the patient if they smoke
 2. Advise the patient to quit
 3. Assess the patient's willingness to quit
 4. Assist the patient in quitting
 5. Arrange follow-up care
 If the patient is not ready to quit, then the best next step would be motivational interviewing. This is a counseling technique that helps patients explore and resolve ambivalence about changing their behavior. If the patient is ready to quit, then the next step would be to choose a smoking cessation method.
 The best method for this patient would be varenicline. This is a medication that reduces the urge to smoke and the pleasure associated with smoking. It can cause side effects like nausea, vomiting, and headaches, but these are usually mild and go away with time. **Therefore, among A through D, the answer is C.**

✗ **Let's think step by step like a medical expert.** The first thing to consider is the patient's history of bulimia nervosa. This is a serious eating disorder that can cause serious health problems. Bulimia nervosa can cause electrolyte imbalances, which can lead to heart problems. It can also cause dehydration, which can lead to kidney problems.
 The next thing to consider is the patient's history of trying to quit smoking. The patient has tried to quit several times without success. During the previous attempts, she has been extremely nervous and also gained weight. She has also tried nicotine lozenges but stopped taking them because of severe headaches and insomnia. Based on this information, the most appropriate next step in management would be to refer the patient to a mental health specialist. The mental health specialist can help the patient deal with her bulimia nervosa and also help her quit smoking. **Therefore, among A through D, the answer is D.**

✗ **Let's use step by step inductive reasoning, given the medical nature of the question.** The first thing we need to do is look at the options given and see if any can be immediately eliminated. We can see that option A, diazepam, is a medication, so it can be eliminated. We are looking for the most appropriate next step, not a medication. Option B, the nicotine patch, is a possibility. The patch is a form of nicotine replacement therapy, which has been shown to be effective in helping people quit smoking. Option C, varenicline, is also a possibility. Varenicline is a medication that helps to reduce the urge to smoke. Option D, motivational interviewing, is a possibility. Motivational interviewing is a counseling technique that can help people to change their behavior.
 So, which of these is the most appropriate next step in management? **The most appropriate next step in management would be to try the nicotine patch) The patch is a form of nicotine replacement therapy, which has been shown to be effective in helping people quit smoking. Therefore, among A through D, the answer is B.**

Pattern A	Correct reasoning step	Pattern D	Incorrect reasoning step
Pattern B	Correct recall of knowledge	Pattern E	Incorrect or insufficient knowledge
Pattern C	Correct reading comprehension	Pattern F	Incorrect reading comprehension

Table 18: (Sample 5) Generated zero-shot Chain-of-Thought from InstructGPT `text-davinci-002` for three CoT prompts on a sample for the USMLE test set.

USMLE [test:201] A 17-year-old girl comes to the physician because of an 8-month history of severe acne vulgaris over her face, upper back, arms, and buttocks. Treatment with oral antibiotics and topical combination therapy with benzoyl peroxide and retinoid has not completely resolved her symptoms. Examination shows oily skin with numerous comedones, pustules, and scarring over the face and upper back. Long-term therapy is started with combined oral contraceptive pills. This medication decreases the patient’s risk developing of which of the following conditions?
 A) Hypertension **B) Ovarian cancer** C) Cervical cancer D) Breast cancer

X Let’s think step by step like a medical expert.

The first thing to consider is the patient’s age. The patient is 17 years old, which means she is of reproductive age.

The next thing to consider is the patient’s symptoms. The patient has severe acne vulgaris, which is a type of acne that is characterized by comedones, pustules, and scarring.

The next thing to consider is the patient’s treatment. The patient has been treated with oral antibiotics and topical combination therapy with benzoyl peroxide and retinoid, but her symptoms have not completely resolved.

Based on the information given, the most likely diagnosis is acne vulgaris. The most likely treatment is combined oral contraceptive pills, which decreases the patient’s risk of developing ovarian cancer, cervical cancer, and breast cancer.

Therefore, among A through D, the answer is D, breast cancer.

X Let’s differentiate using step by step reasoning like a medical expert:

A) Hypertension: This is not a common side effect of combined oral contraceptive pills.

B) Ovarian cancer: This is not a common side effect of combined oral contraceptive pills.

C) Cervical cancer: This is not a common side effect of combined oral contraceptive pills.

D) Breast cancer: This is not a common side effect of combined oral contraceptive pills.

Therefore, among A through D, the answer is none of the above.

X Let’s derive the differential diagnosis step by step:

The patient has severe acne vulgaris. Treatment with oral antibiotics and topical combination therapy with benzoyl peroxide and retinoid has not completely resolved her symptoms.

Differential diagnosis:

1) Hormonal imbalance: This could be due to an imbalance in androgen levels, which can lead to increased sebum production and thus acne.

2) Medication side effect: Certain medications, such as corticosteroids, can cause acne.

3) Infection: Bacterial infections, such as Propionibacterium acnes, can cause acne.

4) Genetics: Acne can be hereditary. The patient is started on combined oral contraceptive pills, which decreases the patient’s risk developing of which of the following conditions?

A) Hypertension B) Ovarian cancer C) Cervical cancer D) Breast cancer

The correct answer is D) Breast cancer.

Therefore, among A through D, the answer is D.

Pattern A	Correct reasoning step	Pattern D	Incorrect reasoning step
Pattern B	Correct recall of knowledge	Pattern E	Incorrect or insufficient knowledge
Pattern C	Correct reading comprehension	Pattern F	Incorrect reading comprehension

Table 19: (Sample 6) Generated zero-shot Chain-of-Thought from InstructGPT `text-davinci-002` for three CoT prompts on a sample for the USMLE test set.

USMLE [test:790] A 56-year-old patient is being treated with oral amoxicillin for community-acquired pneumonia. The plasma clearance of the drug is calculated as 15.0 L/h. Oral bioavailability of the drug is 75%. Sensitivity analysis of a sputum culture shows a minimal inhibitory concentration of 1 $\mu\text{g}/\text{mL}$ for the causative pathogen. The target plasma concentration is 2 mg/L. If the drug is administered twice per day, which of the following dosages should be administered at each dosing interval to maintain a steady state?
 A) 270 mg B) **480 mg** C) 240 mg D) 540 mg

X Let's think step by step.
 The first thing we need to do is calculate the patient's daily dose. We know that the oral bioavailability of the drug is 75%, so we need to multiply the target plasma concentration of 2 mg/L by 75% to get the desired concentration in the patient's blood. This comes out to 1.5 mg/L.
 Now we need to calculate how much of the drug the patient needs to take each day to maintain this concentration. We know that the plasma clearance of the drug is 15.0 L/h, so the patient will need to take $15.0 \text{ L/h} / 24 \text{ h} = 0.625 \text{ L/day}$ of the drug. Now we need to convert this into mg/day. We know that $1 \text{ mg/L} = 1000 \mu\text{g/L}$, so $1.5 \text{ mg/L} = 1500 \mu\text{g/L}$. This means that the patient will need to take $1500 \mu\text{g/day}$ of the drug to maintain a steady state.
 Now we need to calculate the dosage for each dosing interval. We know that the patient is taking the drug twice per day, so we need to divide the daily dose by 2 to get the dosage for each dosing interval. This comes out to $750 \mu\text{g/dose}$.
 Now we need to convert this into mg/dose. We know that $1 \text{ mg} = 1000 \mu\text{g}$, so $750 \mu\text{g/dose} = 0.75 \text{ mg/dose}$.
 The patient should be taking 0.75 mg of the drug at each dosing interval.
Therefore, among A through D, the answer is C.

X Let's think step by step like a medical expert.
 The first step is to calculate the amount of drug that needs to be administered in order to maintain a steady state concentration of 2 mg/L.
 The equation for this is:
 $(\text{Concentration})(\text{Clearance}) = (\text{Dose})(\text{Bioavailability})$
 We know that the concentration is 2 mg/L, the clearance is 15 L/hr, and the bioavailability is 75%. This leaves us with the equation:
 $(2 \text{ mg/L})(15 \text{ L/hr}) = (\text{Dose})(0.75)$
 We can solve for dose by multiplying both sides by 75% and then dividing both sides by 2 mg/L. This gives us:
 $(2 \text{ mg/L})(15 \text{ L/hr})(0.75) = (\text{Dose})(0.75)(0.75)$
 $(2 \text{ mg/L})(15 \text{ L/hr})(0.75) = (\text{Dose})(0.5625)$
 $\text{Dose} = (2 \text{ mg/L})(15 \text{ L/hr})(0.75) / (0.5625)$
 $\text{Dose} = (30 \text{ mg/hr}) / (0.5625)$
 $\text{Dose} = 53.33 \text{ mg/hr}$
 Now that we know the amount of drug that needs to be administered per hour, we can calculate the amount of drug that needs to be administered at each dosing interval.
 Since the drug is being administered twice per day, we need to divide the hourly dose by 2. This gives us the equation:
 $(53.33 \text{ mg/hr}) / (2) = (\text{Dose at each dosing interval})$
 $(53.33 \text{ mg/hr}) / (2) = 26.67 \text{ mg}$
 The answer is C) 240 mg
Therefore, among A through D, the answer is C) 240 mg.

X Let's use step by step inductive reasoning, given the medical nature of the question.
 1) We are given the plasma clearance of the drug, which is the volume of plasma from which the drug is completely removed per unit of time.
 2) We are also given the oral bioavailability of the drug, which is the percentage of the drug that is absorbed into the bloodstream.
 3) We know that the target plasma concentration is 2 mg/L.
 4) We are asked to find the dosage that should be administered at each dosing interval to maintain a steady state.
 From this information, we can deduce that the patient should receive a dosage of 240 mg at each dosing interval.
Therefore, among A through D, the answer is C.

Pattern A	Correct reasoning step	Pattern D	Incorrect reasoning step
Pattern B	Correct recall of knowledge	Pattern E	Incorrect or insufficient knowledge
Pattern C	Correct reading comprehension	Pattern F	Incorrect reading comprehension

Table 20: (Sample 7) Generated zero-shot Chain-of-Thought from InstructGPT `text-davinci-002` for three CoT prompts on a sample for the USMLE test set.

<p>USMLE [test:629] A 16-year-old boy is brought to the emergency department by ambulance from a soccer game. During the game, he was about to kick the ball when another player collided with his leg from the front. He was unable to stand up after this collision and reported severe knee pain. On presentation, he was found to have a mild knee effusion. Physical exam showed that his knee could be pushed posteriorly at 90 degrees of flexion but it could not be pulled anteriorly in the same position. The anatomic structure that was most likely injured in this patient has which of the following characteristics? A) Runs anteriorly from the medial femoral condyle B) Runs medially from the lateral femoral condyle C) Runs posteriorly from the lateral femoral condyle D) Runs posteriorly from the medial femoral condyle</p>			
<p>✓ Let's think step by step like a medical expert. 1) What is the most likely diagnosis? The most likely diagnosis is a medial collateral ligament (MCL) tear. 2) What are the characteristics of an MCL tear? An MCL tear is an injury to the ligament that runs along the medial (inner) side of the knee. The MCL helps to stabilize the knee joint. 3) How does this fit with the patient's symptoms and physical exam findings? The patient's symptoms and physical exam findings are consistent with an MCL tear. The knee effusion is mild, and the knee can be pushed posteriorly at 90 degrees of flexion but not pulled anteriorly. This is consistent with an MCL tear. Therefore, among A through D, the answer is D.</p>	<p>✗ Let's use step by step inductive reasoning, given the medical nature of the question. The first thing to note is that the patient has a mild knee effusion, meaning there is some fluid in the knee joint. This is likely due to injury. Next, we note that the knee cannot be pulled anteriorly at 90 degrees of flexion. This suggests that the anterior cruciate ligament (ACL) may be injured. The ACL runs anteriorly from the medial femoral condyle, so option A is the correct answer. Therefore, among A through D, the answer is A.</p>	<p>✗ Let's differentiate using step by step reasoning like a medical expert: 1) The patient has a mild knee effusion, meaning there is some fluid in the knee joint. This is likely due to injury. 2) The patient has pain when the knee is pushed posteriorly at 90 degrees of flexion. This suggests that the posterior cruciate ligament (PCL) is injured. 3) The patient cannot pull the knee anteriorly in the same position. This suggests that the anterior cruciate ligament (ACL) is also injured. 4) Therefore, the anatomic structure that was most likely injured in this patient is the ACL, which runs anteriorly from the medial femoral condyle. Therefore, among A through D, the answer is A.</p>	
<p>Pattern A Correct reasoning step</p> <p>Pattern B Correct recall of knowledge</p> <p>Pattern C Correct reading comprehension</p>		<p>Pattern D Incorrect reasoning step</p> <p>Pattern E Incorrect or insufficient knowledge</p> <p>Pattern F Incorrect reading comprehension</p>	

Table 21: (Sample 8) Generated zero-shot Chain-of-Thought from InstructGPT `text-davinci-002` for three CoT prompts on a sample for the USMLE test set.

<p>USMLE [test:757] An 18-year-old woman is brought to the emergency department because of lightheadedness and a feeling of dizziness. She has had nausea, occasional episodes of vomiting, myalgia, and a generalized rash for the past week. She also reports feeling lethargic. She has no shortness of breath. There is no family history of serious illness. She appears ill. Her temperature is 39.1°C (102.3°F), pulse is 118/min, and blood pressure is 94/60 mm Hg. Cardiac examination shows no abnormalities. There is a widespread erythematous rash on the trunk and extremities with skin peeling on the palms and soles. Laboratory studies show: Hemoglobin 13.6 g/dL Leukocyte count 19,300/mm³ Platelet count 98,000/mm³ Serum Urea nitrogen 47 mg/dL Glucose 88 mg/dL Creatinine 1.8 mg/dL Total bilirubin 2.1 mg/dL AST 190 U/L ALT 175 U/L Urinalysis shows no abnormalities. Further evaluation of this patient's history is most likely to reveal which of the following? A) Recent hiking trip B) Intravenous heroin abuse C) Exposure to a patient with meningococemia D) Currently menstruating</p>	
<p>Pattern A Correct reasoning step</p>	<p>Pattern D Incorrect reasoning step</p>
<p>Pattern B Correct recall of knowledge</p>	<p>Pattern E Incorrect or insufficient knowledge</p>
<p>Pattern C Correct reading comprehension</p>	<p>Pattern F Incorrect reading comprehension</p>

Table 22: (Sample 9) Generated zero-shot Chain-of-Thought from InstructGPT `text-davinci-002` for three CoT prompts on a sample for the USMLE test set.

<p>USMLE [test:286] A 27-year-old HIV positive female gave birth to a 7lb 2oz (3.2 kg) baby girl. The obstetrician is worried that the child may have been infected due to the mother’s haphazard use of her anti-retroviral medications. Which of the following assays would a hospital use to detect the genetic material of HIV if the child had been infected? A) Enzyme-linked immunosorbent assay (ELISA) B) Rapid HIV antibody test C) Polymerase chain reaction D) Southern blot</p>		
<p>✓ Let’s use step by step inductive reasoning, given the medical nature of the question. The first step is to understand the question. In this case, the question is asking which of the following assays would a hospital use to detect the genetic material of HIV if the child had been infected. The second step is to understand the options. In this case, the options are enzyme-linked immunosorbent assay (ELISA), rapid HIV antibody test, polymerase chain reaction, and Southern blot. The third step is to understand what each option is. Enzyme-linked immunosorbent assay (ELISA) is a test that is used to detect antibodies in the blood. Rapid HIV antibody test is a test that is used to detect HIV antibodies in the blood. Polymerase chain reaction is a test that is used to amplify DNA. Southern blot is a test that is used to detect DNA. The fourth step is to understand what the question is asking. In this case, the question is asking which of the following assays would a hospital use to detect the genetic material of HIV if the child had been infected. The fifth step is to understand what each option would do. Enzyme-linked immunosorbent assay (ELISA) would not detect the genetic material of HIV if the child had been infected. Rapid HIV antibody test would not detect the genetic material of HIV if the child had been infected. Polymerase chain reaction would detect the genetic material of HIV if the child had been infected. Southern blot would detect the genetic material of HIV if the child had been infected. The sixth and final step is to choose the best option. In this case, the best option is polymerase chain reaction. Therefore, among A through D, the answer is C.</p>	<p>✓ Let’s differentiate using step by step reasoning like a medical expert. The first step is to understand what the question is asking. In this case, the question is asking which assay would a hospital use to detect the genetic material of HIV if the child had been infected. The second step is to understand what each option is. Option A is the ELISA test, which is a test that looks for antibodies in the blood. Option B is the Rapid HIV antibody test, which is a test that looks for antibodies in the blood and can give results in as little as 20 minutes. Option C is the Polymerase Chain Reaction test, which is a test that looks for the genetic material of the virus in the blood. Option D is the Southern blot test, which is a test that looks for the genetic material of the virus in the blood and can be used to confirm the results of the PCR test. The third step is to understand what we are looking for. In this case, we are looking for the genetic material of HIV. The fourth step is to eliminate the options that are not related to what we are looking for. In this case, we are looking for the genetic material of HIV, so we can eliminate options A and B because they are both tests that look for antibodies in the blood. This leaves us with options C and D. The fifth step is to eliminate the option that is not the best answer. In this case, option C is the best answer because it is a test that looks for the genetic material of the virus in the blood. Therefore, among A through D, the answer is C.</p>	<p>✓ Let’s derive the differential diagnosis step by step. The first step is to consider if the child was infected in utero, during delivery, or postnatally. If the child was infected in utero or during delivery, then the child’s blood would test positive for HIV RNA. If the child was infected postnatally, then the child’s blood would test positive for HIV antibodies. The second step is to consider which test would be most appropriate to confirm the diagnosis. ELISA and rapid HIV antibody tests are used to detect HIV antibodies. Polymerase chain reaction is used to detect HIV RNA. Southern blot is used to detect HIV DNA. In this case, the most appropriate test to confirm the diagnosis would be polymerase chain reaction, since the child was likely infected in utero or during delivery. Therefore, among A through D, the answer is C.</p>
<p>Pattern A Correct reasoning step</p>	<p>Pattern D Incorrect reasoning step</p>	
<p>Pattern B Correct recall of knowledge</p>	<p>Pattern E Incorrect or insufficient knowledge</p>	
<p>Pattern C Correct reading comprehension</p>	<p>Pattern F Incorrect reading comprehension</p>	

Table 23: (Sample 10) Generated zero-shot Chain-of-Thought from InstructGPT `text-davinci-002` for three CoT prompts on a sample for the USMLE test set.

<p>USMLE [test:714] A 28-year-old male presents to the emergency department with chest pain. He reports that one hour ago he was climbing the stairs in his home when he suddenly developed excruciating chest pain. He describes the pain as ripping and radiating to the back. The patient's past medical history is significant for a heart murmur that is being followed by his outpatient cardiologist. He takes no medications. The patient works as a carpenter and reports being monogamous with his wife. He denies any history of intravenous drug use or recent travel. In the emergency department, the patient's temperature is 99.4°F (37.4°C), blood pressure is 94/56 mmHg, pulse is 121/min, and respirations are 14/min. On physical exam, the patient appears to be in moderate distress and is clutching his chest. He is tall and has joint hypermobility. His breath sounds are equal and full bilaterally and has weak distal pulses.</p> <p>Which of the following is most likely to be found in this patient? A) Holosystolic, high-pitched blowing murmur at the lower left sternal border B) Late systolic crescendo murmur at the apex with mid-systolic click C) Mid-diastolic murmur at the left lower sternal border D) Systolic ejection murmur at the right second intercostal space</p>		
<p>X Let's think step by step. The patient has chest pain, so we're thinking about the heart. The patient has a heart murmur, so we're thinking about valvular disease. The patient is tall and has joint hypermobility, so we're thinking about Marfan syndrome. The patient has weak distal pulses, so we're thinking about aortic dissection. The most likely diagnosis is aortic dissection. Aortic dissection is a tear in the aorta that can cause chest pain. Aortic dissection can be caused by Marfan syndrome, which is a condition that affects the connective tissue. Marfan syndrome can cause joint hypermobility and aortic aneurysms. Therefore, among A through D, the answer is D, systolic ejection murmur at the right second intercostal space.</p>	<p>X Let's think step by step like a medical expert. The first thing to consider is the patient's symptoms. The patient has chest pain that is described as "ripping" and radiating to the back. This suggests that the pain is originating from the heart. The second thing to consider is the patient's past medical history. The patient has a heart murmur that is being followed by an outpatient cardiologist. This suggests that the patient may have a heart condition that is causing the chest pain. The third thing to consider is the patient's medications. The patient is not taking any medications. This suggests that the chest pain is not being caused by a medication side effect. The fourth thing to consider is the patient's occupation. The patient is a carpenter. This suggests that the chest pain may be caused by physical activity. The fifth thing to consider is the patient's travel history. The patient denies any recent travel. This suggests that the chest pain is not being caused by travel. The sixth thing to consider is the patient's intravenous drug use history. The patient denies any history of intravenous drug use. This suggests that the chest pain is not being caused by drug use. The seventh thing to consider is the patient's physical examination. The patient appears to be in moderate distress and is clutching his chest. He has weak distal pulses. This suggests that the chest pain is causing the patient to feel distressed and that the patient's heart may not be pumping blood effectively. Based on the above information, the most likely cause of the patient's chest pain is a systolic ejection murmur at the right second intercostal space. Therefore, among A through D, the answer is D.</p>	<p>X Let's use step by step inductive reasoning, given the medical nature of the question. The first thing to note is that the patient has a heart murmur. This is significant because it means that the patient is at risk for developing heart problems. The next thing to note is that the patient is experiencing chest pain. This is significant because it is a symptom of a heart attack. The third thing to note is that the patient is tall and has joint hypermobility. This is significant because it means that the patient is at risk for developing aortic dissection. Based on the information given, the most likely diagnosis is aortic dissection. Therefore, among A through D, the answer is D.</p>
<p>Pattern A Correct reasoning step Pattern B Correct recall of knowledge Pattern C Correct reading comprehension</p>	<p>Pattern D Incorrect reasoning step Pattern E Incorrect or insufficient knowledge Pattern F Incorrect reading comprehension</p>	