

Automatic Context Pattern Generation for Entity Set Expansion

Yinghui Li^{1*}, Shulin Huang^{1*}, Xinwei Zhang², Qingyu Zhou³, Yangning Li¹,
Ruiyang Liu⁵, Yunbo Cao³, Hai-Tao Zheng^{1,4†} and Ying Shen^{2†}

¹Tsinghua Shenzhen International Graduate School, Tsinghua University

²School of Intelligent Systems Engineering, Sun-Yat Sen University

³Tencent Cloud Xiaowei, ⁴Peng Cheng Laboratory

⁵Department of Computer Science and Technology, Tsinghua University

{liyinghu20, sl-huang21}@mails.tsinghua.edu.cn

Abstract

Entity Set Expansion (ESE) is a valuable task that aims to find entities of the target semantic class described by given seed entities. Various NLP and IR downstream applications have benefited from ESE due to its ability to discover knowledge. Although existing bootstrapping methods have achieved great progress, most of them still rely on manually pre-defined context patterns. A non-negligible shortcoming of the pre-defined context patterns is that they cannot be flexibly generalized to all kinds of semantic classes, and we call this phenomenon as “*semantic sensitivity*”. To address this problem, we devise a context pattern generation module that utilizes autoregressive language models (e.g., GPT-2) to automatically generate high-quality context patterns for entities. In addition, we propose the GAPA, a novel ESE framework that leverages the aforementioned GenerAted PATterns to expand target entities. Extensive experiments and detailed analyses on three widely used datasets demonstrate the effectiveness of our method. All the codes of our experiments will be available for reproducibility.

1 Introduction

Entity Set Expansion (ESE) - i.e., aiming to expand more entities that belong to the same semantic class as a few seed entities - is a promising task in NLP and IR (Zhang et al., 2017; Zhao et al., 2018; Yu et al., 2020; Li et al., 2022). For example, given the seed entity set {“China”, “Japan”, “Canada”}, an ESE model needs to output more entities (e.g., “Germany”, “Australia”, ...) that belong to the same Country class as the seed entities. Due to the ability to mine semantic, ESE has benefited various applications, such as Web Search (Chen et al., 2016), Knowledge Graph (Shi et al., 2021), and Question Answering (Wang et al., 2008).

* indicates equal contribution.

† Corresponding author.

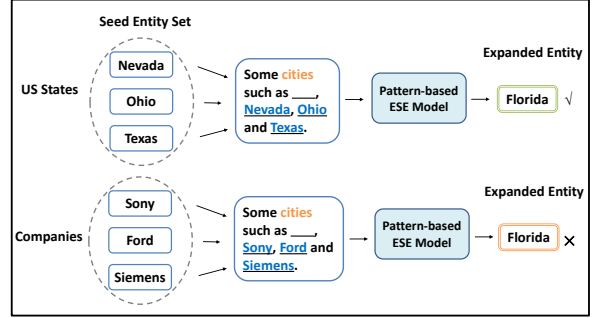


Figure 1: An example of semantic sensitivity problem. We mark the **keyword** of the context patterns in orange.

In recent years, various iterative bootstrapping methods have been studied and became mainstream solutions for ESE (Zhao et al., 2017; Yan et al., 2019, 2020, 2021). These methods mainly bootstrap the seed entity set by iteratively selecting context patterns and ranking expanded entities (Velardi et al., 2013; Rong et al., 2016; Mamou et al., 2018). A long-term dilemma faced by these methods is that they rely heavily on pre-defined context features and patterns, which require a time-consuming manual design process and have severe *semantic sensitivity*. As illustrated in Figure 1, when the user wants to expand entities belonging to the US States class, the pre-defined context patterns such as “Some cities such as _.” are effective for pattern-based ESE models. With the help of this pattern, models can naturally expand target entities, such as “Florida”. But when the scene changes, the user no longer wants to expand US States entities but wants to get more Companies entities, this same pattern is very likely to guide models to make wrong expansion, because of the pre-defined keyword (i.e., “cities”). From this example we can see that manually pre-defined patterns cannot generalize well for unseen semantic classes, resulting in great differences in model performance for different classes, which is the aforementioned semantic sensitivity problem. Therefore, how to automat-

ically generate high-quality patterns for different semantic classes to improve the model generalization is a problem worthy of studying in ESE.

In this paper, we propose to empower ESE with context patterns automatically generated from the autoregressive language models, such as GPT-2. Intuitively, given an entity, a language generation model can utilize this entity as guiding text to automatically generate the corresponding context (i.e., prev-text and next-text of entities). The context automatically generated by pre-trained language model can naturally be regarded as a context pattern that the ESE model can make use of. As most of the widely used language generation models are well pre-trained without the participation of any artificially designed features, the context patterns they generate are free of human involvement. Furthermore, we can utilize the generated patterns to obtain entity’s context representations for measuring entity similarity, based on the reasonable assumption that “similar entities should have similar contexts” (Hasegawa et al., 2004; Barrena et al., 2016; Zhang et al., 2018).

Motivated by the above intuition, we propose a novel iterative ESE framework that consists of three modules: (1) The first, *supervision signal enhancement* module, updates initial seed/candidate entity sets according to the entity similarity which is calculated from the entity representations. (2) The second, *context pattern generation* module, utilizes two separate GPT-2 models in opposite directions to automatically generate amounts of context patterns of entities (e.g., “Bill Gates is [MASK]’s founder.” is one context pattern of the entity “Microsoft”). (3) The third, *generated patterns guided expansion* process, scores each entity in the candidate set according to its context similarity with seed entities and adds top-ranked entities into the seed set iteratively. As our proposed method can automatically generate corresponding context patterns for inputs in different situations, the semantic sensitivity problem is alleviated in our framework.

In summary, the contributions of our paper are:

1. We firstly apply reverse GPT-2 to generate the prev-text of entities and automatically derive high-quality context patterns for the ESE task.
2. We propose a novel ESE framework, GAPA, which can utilize the automatically GenerAted PATterns to expand target entities effectively.

3. Extensive experiments and detailed analyses show that our method outperforms previous state-of-the-art methods without any manually designed patterns.

2 Related Work

2.1 Entity Set Expansion

Our study focuses on the corpus-based ESE (Kushilevitz et al., 2020; Yu et al., 2019; Zhang et al., 2020). Among various corpus-based methods, the iterative bootstrapping methods are the most mainstream solutions (Zupon et al., 2019; Yan et al., 2020, 2021). These bootstrapping methods aim to bootstrap the seed entities by iteratively selecting context patterns and ranking expanded entities. Therefore, their performance often depends on the quality of manually pre-defined context patterns that often have strong *semantic sensitivity*, resulting in poor model generalization performance. The latest iterative ESE framework CGExpan (Zhang et al., 2020) proposes to leverage automatically generated semantic class names to enhance ESE performance, but it still utilizes well-designed Hearst patterns (Hearst, 1992) to construct probing queries for class name generation and entity expansion. Additionally, there is a long-term problem of *sparse supervision* in ESE, because it tends to have very few seed entities as input (Yan et al., 2019). The previous state-of-the-art method SynSetExpan (Shen et al., 2020) proposes to leverage the synonym discovery task to give ESE model more supervision signal. Different from SynSetExpan, we propose to directly use the entity representations to measure the entity similarity, and then update the initial seed/candidate sets, so as to enhance the supervision signal.

2.2 Autoregressive Language Models

Autoregressive language models are naturally suitable for natural language generation tasks (Dong et al., 2021; Sun et al., 2022), such as GPT-1 (Radford et al., 2018), GPT-2 (Radford et al., 2019) and ULMFiT (Howard and Ruder, 2018), because of their unbiased estimation of joint probability and consideration of the correlation between predicted tokens. But in this autoregressive paradigm, models can only generate the next-text based on the prev-text, that is, generate text in the direction from left to right. The reason for this limitation is that the joint probability derived by the autoregres-

sive language models is decomposed according to the normal text sequence order. To the best of our knowledge, our work is the first to apply autoregressive language models to generate prev-text from right to left, and verify its feasibility empirically.

3 Methodology

In this section, we will first formulate the ESE task and define some key concepts of ESE (Section 3.1). Then we will firstly introduce the mechanism of the supervision signal enhancement module (Section 3.2) that we propose for the sparse supervision problem in ESE. And we will illustrate how we use autoregressive language models to automatically generate context patterns of entities (Section 3.3). Finally, we will describe the generated patterns guided expansion process (Section 3.4). The overview of GAPA is shown in Figure 2 and we will provide a detailed explanation in Section 3.5.

3.1 Problem Formulation

Entity. An entity is something that is distinguishable and exists independently in real world, such as “China” and “United States”.

Context Pattern. An entity’s context pattern contains a **prev-text** and a **next-text**. For the sentence “We all know that Beijing is the capital of China.” which contains the entity “Beijing”, “We all know that *” is the prev-text and “* is the capital of China.” is the next-text of “Beijing”.

Semantic Class. A semantic class can classify entities semantically. For instance, “Japan” belongs to the `Country` class and “Microsoft” belongs to the `Company` class.

Seed Entity Set. A small set of few entities belonging to the same semantic class. In our work, the size of the initial seed entity set is typically 3.

Candidate Entity Set. For a specific ESE dataset, the candidate entity set is a large set containing all entities of all semantic classes in this dataset.

ESE Task. The inputs are a complete set of candidate entities and a small set of seed entities (e.g., {“United States”, “Japan”, “Canada”}) belonging to the same semantic class (i.e., `Country`), the ideal output is a ranked list of other `Country` entities from the candidate set, such as “Korea”, “India”, and “Singapore”.

3.2 Supervision Signal Enhancement

Because the number of initial seed entities is very small (usually only 3-5 entities are initialized as

the seed set), while the number of candidate entities is often hundreds or thousands, this naturally poses the *sparse supervision* challenge. Intuitively, if there are more seed entities and fewer candidate entities, the supervision signal will be strengthened. Based on this intuition, we propose the supervision signal enhancement module to automatically increase seed entities and reduce candidate entities.

Given a small initial seed entity set \mathbb{E}_{seed} and a large candidate entity set \mathbb{E}_{cand} , whether an entity should be added to the seed set or removed from the candidate set is judged according to its similarity to the initial seed entity set. Specifically, the entity similarity score e between a candidate entity $e_c \in \mathbb{E}_{\text{cand}}$ and \mathbb{E}_{seed} is measured by computing the cosine distance between entity representations as follow:

$$\text{score}_e(e_c) = \frac{1}{|\mathbb{E}_{\text{seed}}|} \sum_{e_s \in \mathbb{E}_{\text{seed}}} \cos(\mathbf{r}_e(e_c), \mathbf{r}_e(e_s)), \quad (1)$$

where $|\mathbb{E}_{\text{seed}}|$ is the size of \mathbb{E}_{seed} and $\cos(x, y) = \frac{x \cdot y}{\|x\|_2 \|y\|_2}$ is cosine distance between two entity representations. The operator $\mathbf{r}_e(e)$ represents the entity representation, which is defined as:

$$\mathbf{r}_e(e) = \text{Glove}(e), \quad (2)$$

where `Glove` means the pre-trained word vectors. For an entity composed of multiple words, if their concatenation can be directly found in `Glove`’s vocabulary, their concatenated word’s vector is used. Otherwise, we average the word vectors of each sub-word as the representation of this entity.

So far, we can judge the similarity between the candidate entity and the seed entity set according to the similarity score (i.e., Equation 1). If the candidate entity has a high similarity score with the seed entity set, it should be added to the seed set to increase the number of seed entities. Conversely, if the candidate entity has low similarity score to the seed entity set, it should be removed from the candidate entity set. Practically, we set upper and lower thresholds, i.e., thr_u and thr_l , to distinguish different entities. Larger seed entity set $\mathbb{E}'_{\text{seed}}$ and smaller candidate entity set $\mathbb{E}'_{\text{cand}}$ are achieved as:

$$\mathbb{E}'_{\text{seed}} = \{e | e \in \mathbb{E}_{\text{seed}} / \mathbb{E}_{\text{cand}}, \text{score}_e(e) \geq \text{thr}_u\}, \quad (3)$$

$$\mathbb{E}'_{\text{cand}} = \{e | e \in \mathbb{E}_{\text{cand}}, \text{thr}_u > \text{score}_e(e) \geq \text{thr}_l\}. \quad (4)$$

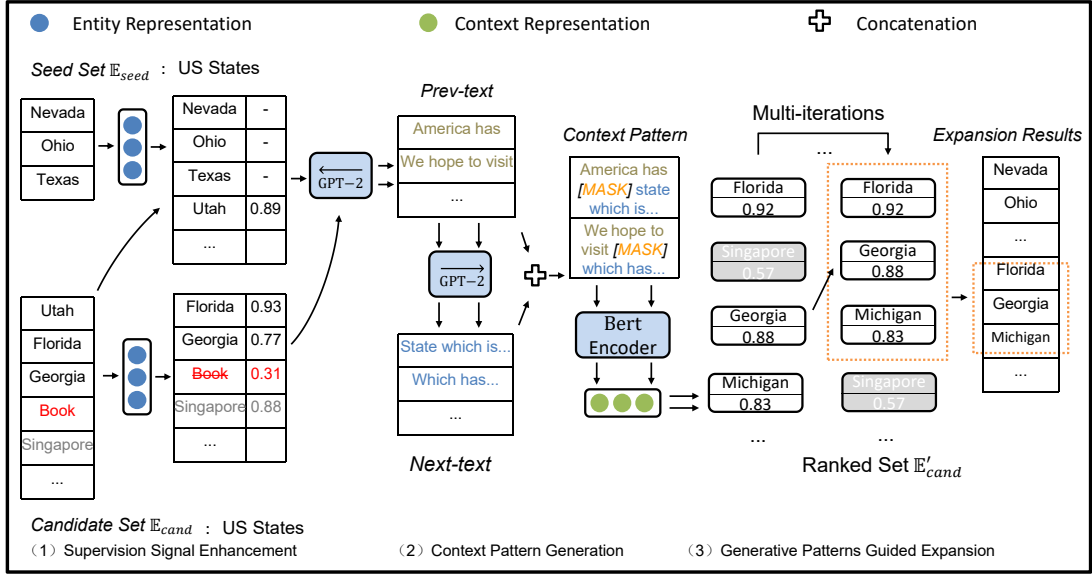


Figure 2: Overview of our proposed GAPA framework. We update the initial seed/candidate sets according to the similarity of entity representations. Automatically generate the prev-text and next-text of entities respectively through two opposite GPT-2 models, and then concatenate them to get the context patterns. According to the similarity of context representations obtained by BERT, we iteratively select proper entities from the candidate set to add into the seed set, thus resulting in ideal target expansion results.

By adding more similar entities in the seed set and reducing dissimilar entities from the candidate set, we finally effectively alleviate the effect of sparse supervision in ESE. In addition, a stronger set of seed entities is also beneficial to improve the quality of the generated context patterns later.

3.3 Context Pattern Generation

The context pattern generation module inputs seed/candidate sets and generates context patterns for entities. We construct this module by utilizing two separate GPT-2 models in opposite directions to generate the prev-text and next-text of entities.

As mentioned in Section 2, traditional autoregressive language models, such as GPT-2, can only generate the next-text from left to right. Therefore, to efficiently obtain the prev-next of entities, we pre-train a reverse GPT-2 model in a simple training way. Specifically, we pre-process the regular corpus to reverse all the sentences and then use these reverse corpora to pre-train the GPT-2 model. Apart from that, the training strategy and loss function design for training reverse GPT-2 are not different from the training process of regular GPT-2. In other words, we pre-train GPT-2 with the reverse corpus to give it the ability to generate prev-text from right to left. For the convenience, we denote the reverse GPT-2 as $\overleftarrow{\text{GPT-2}}$ and the regular GPT-2 as $\overrightarrow{\text{GPT-2}}$ in our paper.

First, for an entity e , we use e as the guiding text and $\overleftarrow{\text{GPT-2}}$ to generate the reverse text $\overleftarrow{\text{prev}}$:

$$\overleftarrow{\text{prev}} = \overleftarrow{\text{GPT-2}}(e). \quad (5)$$

Note that the word order of $\overleftarrow{\text{prev}}$ is reversed at this time, we can very simply reverse it to $\overrightarrow{\text{prev}}$. Then we use $\overrightarrow{\text{prev}}$ and e as the guiding text for $\overrightarrow{\text{GPT-2}}$ to generate the next-text $\overrightarrow{\text{next}}$:

$$\overrightarrow{\text{next}} = \overrightarrow{\text{GPT-2}}([\overrightarrow{\text{prev}}; e]), \quad (6)$$

where $[\cdot; \cdot]$ denotes concatenation. Finally, combining the prev-text and next-text of e , we get one context pattern of e as follow:

$$\mathbf{c}(e) = [\overrightarrow{\text{prev}}; [\text{MASK}]; \overrightarrow{\text{next}}], \quad (7)$$

where [MASK] is the masked token of BERT (Devlin et al., 2019) which will be used to get the context representation of entities.

3.4 Generated Patterns Guided Expansion

For every entity in \mathbb{E}'_{seed} and \mathbb{E}'_{cand} , we automatically generate m context patterns through the context pattern generation module. Supported by the theoretical assumption that “similar entities should have similar contexts”, whether a candidate entity should be expanded is judged according to its context similarity to the seed set. Specifically, we measure the context similarity score c between a candidate entity $e_c \in \mathbb{E}'_{cand}$ and \mathbb{E}'_{seed} by computing the

cosine distance between context representations as follow:

$$\text{score}_c(e_c) = \frac{1}{|\mathbb{E}'_{\text{seed}}|} \sum_{e_s \in \mathbb{E}'_{\text{seed}}} \cos(\mathbf{r}_c(e_c), \mathbf{r}_c(e_s)), \quad (8)$$

where the operator $\mathbf{r}_c(e)$ represents the average of the entity’s m context representations derived from BERT, which is defined as:

$$\mathbf{r}_c(e) = \frac{1}{m} \sum_{i=0}^{m-1} \text{BERT}(\mathbf{c}_i(e)), \quad (9)$$

where $\mathbf{c}_i(e)$ means i -th context pattern of entity e , which is defined in Equation 7.

After obtaining the context similarity score between each entity in $\mathbb{E}'_{\text{cand}}$ and $\mathbb{E}'_{\text{seed}}$, our model selects the candidate entities with the top-3 scores and add them to $\mathbb{E}'_{\text{seed}}$ at each iteration. Such iterations are continued until the number of entities in $\mathbb{E}'_{\text{seed}}$ reaches the target expansion number. Through this iterative generated patterns guided expansion, we will get the final ideal target entities.

3.5 Summary of Methodology

To clarify our proposed method more concretely, we now give an example which is illustrated in Figure 2. Given the seed set {“Nevada”, “Ohio”, “Texas”} and a large candidate set, we expect our model to expand more US States entities into the initial set. Firstly, GAPA calculates the similarity between candidate entities and seed entities according to the entity representations. Based on the entity similarity score, GAPA updates the initial set and candidate set, such as adding “Utah” with higher score to the seed set and removing “Microsoft” with lower score from the candidate set. Secondly, we use GPT-2 and GPT-2 to generate various prev-text and next-text for entities. And we concatenate the prev-text and next-text to form the context patterns, such as “America has [MASK] state which is ...”. Thirdly, we utilize BERT to encode the context patterns and get the context representations of entities. Furthermore, GAPA measures the similarity of entities by computing the similarity of context, so as to iteratively add more similar entities to the seed set. Taking an iteration shown in the Figure 2 as an example, we select “Florida”, “Georgia”, “Michigan” from the candidate set and add them into the seed set. This iteration continues until the size of the seed set expands to the target number.

4 Experiments

4.1 Datasets

To ensure fairness, in addition to two widely used datasets (i.e., Wiki/APR) in previous works (Shen et al., 2017; Zhang et al., 2020; Shen et al., 2020), we also choose another larger and more challenging SE2 dataset (Shen et al., 2020). Following previous works which used Wiki/APR datasets, in our experiments, each semantic class has 5 seed sets and each seed set has 3 entity queries. Additionally, we use the Wikipedia 20171201 dump¹ as the pre-training corpus for the two opposite GPT-2 models in the context pattern generation module. The other details of datasets are presented in Appendix A.

4.2 Compared Methods

We select the following ESE methods as baselines:

1. Egoset (Rong et al., 2016): It uses context features and word embeddings to generate a word ego network centered on seed entity.
2. SetExpan (Shen et al., 2017): It calculates the distribution similarity to select Skip-Gram context features from the corpus iteratively.
3. SetExpander (Mamou et al., 2018): It utilizes a specific classifier to predict whether the candidate entity belongs to the seed set.
4. CaSE (Yu et al., 2019): It combines Skip-Gram context feature and embedding feature to sort all candidate entities in the corpus and then select entities to expand the entity set.
5. CGExpan (Zhang et al., 2020): Current state-of-the-art method on Wiki/APR datasets. CGExpan uses BERT to generate the class name, with the help of Hearst patterns.
6. SynSetExpan (Shen et al., 2020): Current state-of-the-art method on SE2 dataset. It better leverages the limited supervision signals in seeds by utilizing the synonym information.

4.3 Evaluation Metric

The task objective of ESE is to expand a ranked list of entities that belong to the same semantic class as seed entities. Therefore, previous works widely

¹The raw corpus we use for pre-training two GPT-2 models can be directly downloaded from <https://archive.org/details/enwiki-20171201>.

Methods	Wiki			APR			SE2		
	MAP@10	MAP@20	MAP@50	MAP@10	MAP@20	MAP@50	MAP@10	MAP@20	MAP@50
Egoset (Rong et al., 2016)	0.904	0.877	0.745	0.758	0.710	0.570	0.583	0.533	0.433
SetExpan (Shen et al., 2017)	0.944	0.921	0.720	0.789	0.763	0.639	0.473	0.418	0.341
SetExpander (Mamou et al., 2018)	0.499	0.439	0.321	0.287	0.208	0.120	0.520	0.475	0.397
CaSE (Yu et al., 2019)	0.897	0.806	0.588	0.619	0.494	0.330	0.534	0.497	0.420
CGExpan (Zhang et al., 2020)	<u>0.995</u>	<u>0.978</u>	0.902	<u>0.992</u>	<u>0.990</u>	0.955	0.601	0.543	0.438
SynSetExpan (Shen et al., 2020)	0.991	0.978	0.904	0.985	<u>0.990</u>	0.960	<u>0.628</u>	<u>0.584</u>	<u>0.502</u>
GAPA	1.000	1.000	0.974	1.000	1.000	0.990	0.688	0.641	0.542

Table 1: MAP@K(10/20/50) of different methods. All baseline results are directly from other published papers. We underline the previous state-of-the-art performance on three datasets for convenient comparison.

Methods	Wiki			APR		
	MAP@10	MAP@20	MAP@50	MAP@10	MAP@20	MAP@50
CGExpan	0.995	0.978	0.902	0.992	0.990	0.955
CGExpan-SSE	0.996↑	0.980↑	0.916↑	0.993↑	0.992↑	0.960↑
GAPA-NoSSE	0.997	0.996	0.956	0.995	0.992	0.970
GAPA	1.000↑	1.000↑	0.974↑	1.000↑	1.000↑	0.990↑

Table 2: CGExpan-SSE means that we perform supervision signal enhancement (SSE) module on CGExpan. GAPA-NoSSE means the ablation of GAPA without SSE module. “↑” indicates that the corresponding method receives a performance improvement after combing with SSE module.

use the Mean Average Precision at different top K positions (i.e., MAP@K) as the evaluation metric. Specifically, MAP@K is calculated as:

$$\text{MAP@K} = \frac{1}{|Q|} \sum_{q \in Q} \text{AP}_K(R_q, G_q), \quad (10)$$

where Q is all the seed entity sets. And for each set q , the $\text{AP}_K(R_q, G_q)$ denotes the average precision at position K with the ranked list R_q and ground-truth list G_q . To ensure the fairness of the experiments, we set the exactly same evaluation metric used by the compared methods. Besides, the choices of K values are exactly following the previous works (Shen et al., 2017; Zhang et al., 2020; Shen et al., 2020), i.e., MAP@K for $K=10, 20, 50$. All the results of our methods reported in the paper are the average results after running the model three times. Additionally, other implementation details and hyper-parameter choices of our experiments are shown in Appendix B.

4.4 Overall Performance

From Table 1, we can observe that:

1. Our proposed GAPA performs better than all baselines on all datasets and evaluation metrics. Specifically, GAPA outperforms the previous state-of-the-art models without any manually pre-defined patterns or additional information, while CGExpan uses Hearst patterns to generate class names and SynSetExpan introduces synonym information.

2. For different K, we can see that GAPA performs particularly well under MAP@10/20, where it even achieves 100% performance on Wiki/APR. This phenomenon reflects the high quality ranked entity list obtained by our method that indeed ranks those entities with the correct semantic class preferentially.
3. Considering different datasets, we can see that on the relatively small and simple datasets (i.e., Wiki/APR), the improvement of our method is not significant, that is because the baselines performance on Wiki/APR is good enough and they don’t leave us much space for improving. When SE2 becomes larger, the improvement of GAPA is very significant.

Besides, we conduct the efficiency analysis of CGExpan and GAPA, the results and analyses are presented in Appendix C.

4.5 Ablation Studies

4.5.1 Effectiveness of Supervision Signal Enhancement Module

To verify the effectiveness of our designed supervision signal enhancement module, we analyze the performance impact of the supervision signal enhancement module on GAPA and CGExpan.

From Table 2 we can see that after combining with the supervision signal enhancement module, all evaluation metrics of CGExpan and GAPA-NoSSE on the two datasets have been improved.

These steady performance improvements prove that our proposed supervision signal enhancement module is helpful to alleviate the sparse supervision problem in ESE. Furthermore, the performance advantage of GAPA-NoSSE over CGExpan shows that even without the participation of the supervision signal enhancement module, our model still has a competitive performance.

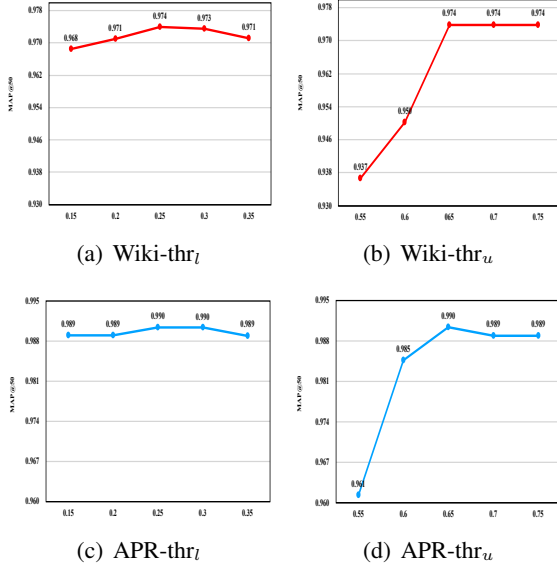


Figure 3: Parameter sensitivity analysis of thr_u , thr_l in GAPA. The MAP@50 of the state-of-the-art models on Wiki and APR are 0.904 and 0.960, respectively.

4.5.2 Parameter Sensitivity Analysis

In our proposed GAPA framework, there are two key hyper-parameters (i.e., thr_u and thr_l) for updating the initial seed/candidate sets to enhance the supervision signal for our model. Therefore, we further analyze how these two hyper-parameters affect the overall performance of our model. Specifically, we report the model performance with various values of thr_u , thr_l on different datasets. Note that because our method performs very stable on MAP@10 and MAP@20, the performance remains at 1.000 for almost every hyper-parameter value, so we only use MAP@50 results for demonstration. As shown in Figure 3, the performance of GAPA in all cases is higher than the previous state-of-the-art performance, which reflects the stable competitive performance of our proposed model.

Figure 3(a) and Figure 3(c) show that as the thr_l changes, the model performance does not change very significantly, usually just to three or four decimal places. In GAPA, the direct reason why we want to use the thr_l is that we can use thr_l as a

Semantic Class	CGExpan	GAPA
US States	0.950	0.947 ↓
China Provinces	0.662	0.868 ↑
Countries	0.965	1.000 ↑
Diseases	1.000	1.000 —
Sports Leagues	0.942	1.000 ↑
TV Channels	0.925	1.000 ↑
Parties	0.937	1.000 ↑
Companies	0.867	0.976 ↑

Table 3: The performance (MAP@50) comparison between CGExpan and GAPA under different classes.

threshold to reduce the candidate set size, thereby reducing the search space in the expansion process. The second advantage of using thr_l is that the number of expansion iterations can be decreased, thereby reducing the computational consumption and running time. Therefore, when the value of thr_l changes in a relatively small interval (e.g., [0.15, 0.35]), it will only cause the candidate set size to change, because the entities involved in the values of these smaller thr_l must be entities that are far apart in semantic space from the seed entities, the presence or absence of these entities has little effect on the model performance.

From Figure 3(b) and Figure 3(d), we can see that as the thr_u increases, the performance of the model first increases and then tends to remain unchanged. As described in Section 3.2, we use thr_u as a threshold to select entities from the initial candidate set to expand the initial seed set. Therefore, when the value of thr_u is too small, some entities with low similarity to the seed entities will be wrongly introduced into the seed set, thereby introducing noise for the subsequent expansion process, which naturally reduces the expansion performance. Conversely, when the value of thr_u increases to a certain value, the overall expansion performance of the model no longer changes significantly, which indicates that when we set thr_u as a value within a suitable interval, the model performance will be not sensitive for the value of thr_u . This phenomenon is consistent with the design motivation that we originally want to select entities with high similarity from the candidate set to expand the initial seed set, thereby enhancing the supervision signal.

4.5.3 Fine-grained Analysis

As mentioned in Section 1 and 3, our main motivation is to get rid of the limitation of manually pre-defined patterns with the help of automatically generated context patterns, thereby avoiding the se-

Seed Entity Set	CGExpan		GAPA	
China Provinces { "Anhui", "Fujian", "Hunan" }	1	"Hubei"	1	"Henan"
	2	"Guangdong"	2	"Shandong"
	3	"Jiangxi"	3	"Guangdong province"
	
	29	"Nanjing"	29	"Yunnan"
	30	"Wuhan"	30	"Ningxia"
	31	"Inner Mongolia"	31	"Jiangxi"
	32	"Hangzhou"	32	"Henan province"
	33	"Guangzhou"	33	"Liaoning province"
	
Companies { "Myspace", "Twitter", "Youtube" }	1	"Flickr"	1	"facebook"
	2	"wikipedia"	2	"Livejournal"
	3	"AOL"	3	"Discogs"
	
	29	"Safari"	29	"AIM"
	30	"CNet"	30	"Lego"
	31	"Second Life"	31	"Mtv"
	32	"Microsoft Outlook"	32	"Macromedia"
	33	"Mozilla Thunderbird"	33	"Microsoft"
	

Table 4: We select the China Provinces and Companies classes because they lead to poor CGExpan’s performance, as shown in Table 3. We mark the **wrong entities** in red.

semantic sensitivity problem. Therefore, we conduct a more fine-grained comparison between CGExpan and GAPA to analyze in detail the model performance for different semantic classes.

The comparison results in Table 3 show that GAPA outperforms CGExpan under most classes significantly, which reflects that our method is more generalized than CGExpan for different semantic classes and has less semantic sensitivity. Especially for China Provinces/Companies classes, the performance of the CGExpan is significantly lower than other classes, while our method narrows the performance gap among different classes. We think that the main reason for the large difference in the performance of CGExpan for different semantic classes is that it uses manually pre-designed Hearst patterns, which may be friendly to some classes and unfriendly to some classes, which also proves that our intuition about semantic sensitivity which is described in Section 1.

4.6 Case Studies

Table 4 shows two ranked entity lists for two representative semantic classes. As mentioned before, because CGExpan performs poorly on classes China Provinces and Companies, we use them as the classes shown in our case study. From the results expanded by CGExpan and our model, it can be seen that our model effectively avoids some entities with very similar semantic class when expanding. It is because CGExpan uses pre-defined patterns to generate class names, and these pre-

defined patterns cannot distinguish fine-grained semantic classes (e.g., "Anhui" and "Nanjing" both belong to the Location class, but "Nanjing" belongs to China City and "Anhui" belongs to China Province on a more granular level). The phenomenon presented in Table 4 further illustrates the problem of semantic sensitivity that we focus on. The disadvantage of pre-defined patterns is that they cannot be flexibly generalized to all semantic classes, while our context pattern generation module can perceive fine-grained semantic classes and automatically generate high-quality patterns accordingly.

In addition, we also present some cases of our context pattern generation module in Appendix D.

5 Conclusion

In this paper, we design a simple yet effective strategy for updating the initial seed/candidate sets and apply it to the supervision signal enhancement module to alleviate the long-standing problem of sparse supervision in ESE. More importantly, we propose to promote the ESE task by automatically generating context patterns for entities with the help of two separate GPT-2 models in opposite directions. This pioneering attempt frees our model from the dependence on artificially designed patterns and avoids the semantic sensitivity problem brought by the artificially designed patterns to the ESE model. Solid experiments and empirical results on three widely used benchmarks show the competitive performance of our method.

References

- Ander Barrena, Aitor Soroa, and Eneko Agirre. 2016. [Alleviating poor context with background knowledge for named entity disambiguation](#). In *Proceedings of the 54th Annual Meeting of the Association for Computational Linguistics (Volume 1: Long Papers)*, pages 1903–1912, Berlin, Germany. Association for Computational Linguistics.
- Zhe Chen, Michael Cafarella, and HV Jagadish. 2016. Long-tail vocabulary dictionary extraction from the web. In *Proceedings of the Ninth ACM international conference on Web search and data mining*, pages 625–634.
- Yiming Cui, Wanxiang Che, Ting Liu, Bing Qin, Ziqing Yang, Shijin Wang, and Guoping Hu. 2019. Pre-training with whole word masking for chinese bert. *arXiv preprint arXiv:1906.08101*.
- Jacob Devlin, Ming-Wei Chang, Kenton Lee, and Kristina Toutanova. 2019. [BERT: Pre-training of deep bidirectional transformers for language understanding](#). In *Proceedings of the 2019 Conference of the North American Chapter of the Association for Computational Linguistics: Human Language Technologies, Volume 1 (Long and Short Papers)*, pages 4171–4186, Minneapolis, Minnesota. Association for Computational Linguistics.
- Chenhe Dong, Yinghui Li, Haifan Gong, Miaoxin Chen, Junxin Li, Ying Shen, and Min Yang. 2021. A survey of natural language generation. *arXiv preprint arXiv:2112.11739*.
- Angela Fan, Mike Lewis, and Yann Dauphin. 2018. Hierarchical neural story generation. *arXiv preprint arXiv:1805.04833*.
- Ulrich Germann. 2003. Greedy decoding for statistical machine translation in almost linear time. In *Proceedings of the 2003 Human Language Technology Conference of the North American Chapter of the Association for Computational Linguistics*, pages 72–79.
- Takaaki Hasegawa, Satoshi Sekine, and Ralph Grishman. 2004. [Discovering relations among named entities from large corpora](#). In *Proceedings of the 42nd Annual Meeting of the Association for Computational Linguistics (ACL-04)*, pages 415–422, Barcelona, Spain.
- Marti A. Hearst. 1992. [Automatic acquisition of hyponyms from large text corpora](#). In *COLING 1992 Volume 2: The 14th International Conference on Computational Linguistics*.
- Jeremy Howard and Sebastian Ruder. 2018. Universal language model fine-tuning for text classification. *arXiv preprint arXiv:1801.06146*.
- Guy Kushilevitz, Shaul Markovitch, and Yoav Goldberg. 2020. [A two-stage masked LM method for term set expansion](#). In *Proceedings of the 58th Annual Meeting of the Association for Computational Linguistics*, pages 6829–6835, Online. Association for Computational Linguistics.
- Yinghui Li, Yangning Li, Yuxin He, Tianyu Yu, Ying Shen, and Hai-Tao Zheng. 2022. Contrastive learning with hard negative entities for entity set expansion. *arXiv preprint arXiv:2204.07789*.
- Jonathan Mamou, Oren Pereg, Moshe Wasserblat, Alon Eirew, Yael Green, Shira Guskin, Peter Izsak, and Daniel Korat. 2018. [Term set expansion based NLP architect by Intel AI lab](#). In *Proceedings of the 2018 Conference on Empirical Methods in Natural Language Processing: System Demonstrations*, pages 19–24, Brussels, Belgium. Association for Computational Linguistics.
- Adam Paszke, Sam Gross, Francisco Massa, Adam Lerer, James Bradbury, Gregory Chanan, Trevor Killeen, Zeming Lin, Natalia Gimelshein, Luca Antiga, et al. 2019. Pytorch: An imperative style, high-performance deep learning library. *Advances in neural information processing systems*, 32:8026–8037.
- Alec Radford, Karthik Narasimhan, Tim Salimans, and Ilya Sutskever. 2018. Improving language understanding by generative pre-training.
- Alec Radford, Jeffrey Wu, Rewon Child, David Luan, Dario Amodei, Ilya Sutskever, et al. 2019. Language models are unsupervised multitask learners. *OpenAI blog*, 1(8):9.
- Xin Rong, Zhe Chen, Qiaozhu Mei, and Eytan Adar. 2016. Egoset: Exploiting word ego-networks and user-generated ontology for multifaceted set expansion. In *Proceedings of the Ninth ACM international conference on Web search and data mining*, pages 645–654.
- Jiaming Shen, Wenda Qiu, Jingbo Shang, Michelle Vanni, Xiang Ren, and Jiawei Han. 2020. [SynSetExpand: An iterative framework for joint entity set expansion and synonym discovery](#). In *Proceedings of the 2020 Conference on Empirical Methods in Natural Language Processing (EMNLP)*, pages 8292–8307, Online. Association for Computational Linguistics.
- Jiaming Shen, Zeqiu Wu, Dongming Lei, Jingbo Shang, Xiang Ren, and Jiawei Han. 2017. Setexpan: Corpus-based set expansion via context feature selection and rank ensemble. In *Joint European Conference on Machine Learning and Knowledge Discovery in Databases*, pages 288–304. Springer.
- Chuan Shi, Jiayu Ding, Xiaohuan Cao, Linmei Hu, Bin Wu, and Xiaoli Li. 2021. Entity set expansion in knowledge graph: a heterogeneous information network perspective. *Frontiers of Computer Science*, 15(1):1–12.

- Rongyi Sun, Borun Chen, Qingyu Zhou, Yinghui Li, Yunbo Cao, and Hai-Tao Zheng. 2022. A non-hierarchical attention network with modality dropout for textual response generation in multimodal dialogue systems. In *ICASSP 2022-2022 IEEE International Conference on Acoustics, Speech and Signal Processing (ICASSP)*, pages 6582–6586. IEEE.
- Paola Velardi, Stefano Faralli, and Roberto Navigli. 2013. [OntoLearn reloaded: A graph-based algorithm for taxonomy induction](#). *Computational Linguistics*, 39(3):665–707.
- Ashwin K Vijayakumar, Michael Cogswell, Ramprasath R Selvaraju, Qing Sun, Stefan Lee, David Crandall, and Dhruv Batra. 2016. Diverse beam search: Decoding diverse solutions from neural sequence models. *arXiv preprint arXiv:1610.02424*.
- Richard C. Wang, Nico Schlaefer, William W. Cohen, and Eric Nyberg. 2008. [Automatic set expansion for list question answering](#). In *Proceedings of the 2008 Conference on Empirical Methods in Natural Language Processing*, pages 947–954, Honolulu, Hawaii. Association for Computational Linguistics.
- Thomas Wolf, Lysandre Debut, Victor Sanh, Julien Chaumond, Clement Delangue, Anthony Moi, Pierric Cistac, Tim Rault, Remi Louf, Morgan Funtowicz, Joe Davison, Sam Shleifer, Patrick von Platen, Clara Ma, Yacine Jernite, Julien Plu, Canwen Xu, Teven Le Scao, Sylvain Gugger, Mariama Drame, Quentin Lhoest, and Alexander Rush. 2020. [Transformers: State-of-the-art natural language processing](#). In *Proceedings of the 2020 Conference on Empirical Methods in Natural Language Processing: System Demonstrations*, pages 38–45, Online. Association for Computational Linguistics.
- Lingyong Yan, Xianpei Han, Ben He, and Le Sun. 2020. End-to-end bootstrapping neural network for entity set expansion. In *Proceedings of the AAAI Conference on Artificial Intelligence*, volume 34, pages 9402–9409.
- Lingyong Yan, Xianpei Han, and Le Sun. 2021. [Progressive adversarial learning for bootstrapping: A case study on entity set expansion](#). In *Proceedings of the 2021 Conference on Empirical Methods in Natural Language Processing*, pages 9673–9682, Online and Punta Cana, Dominican Republic. Association for Computational Linguistics.
- Lingyong Yan, Xianpei Han, Le Sun, and Ben He. 2019. Learning to bootstrap for entity set expansion. In *Proceedings of the 2019 Conference on Empirical Methods in Natural Language Processing and the 9th International Joint Conference on Natural Language Processing (EMNLP-IJCNLP)*, pages 292–301.
- Puxuan Yu, Zhiqi Huang, Razieh Rahimi, and James Allan. 2019. Corpus-based set expansion with lexical features and distributed representations. In *Proceedings of the 42nd International ACM SIGIR Conference on Research and Development in Information Retrieval*, pages 1153–1156.
- Puxuan Yu, Razieh Rahimi, Zhiqi Huang, and James Allan. 2020. Learning to rank entities for set expansion from unstructured data. In *Proceedings of the 2020 ACM SIGIR on International Conference on Theory of Information Retrieval*, pages 21–28.
- Chenwei Zhang, Yaliang Li, Nan Du, Wei Fan, and Philip S Yu. 2018. Entity synonym discovery via multipiece bilateral context matching. *arXiv preprint arXiv:1901.00056*.
- Xiangling Zhang, Yueguo Chen, Jun Chen, Xiaoyong Du, Ke Wang, and Ji-Rong Wen. 2017. Entity set expansion via knowledge graphs. In *Proceedings of the 40th International ACM SIGIR Conference on Research and Development in Information Retrieval*, pages 1101–1104.
- Yunyi Zhang, Jiaming Shen, Jingbo Shang, and Jiawei Han. 2020. [Empower entity set expansion via language model probing](#). In *Proceedings of the 58th Annual Meeting of the Association for Computational Linguistics*, pages 8151–8160, Online. Association for Computational Linguistics.
- He Zhao, Chong Feng, Zhunchen Luo, and Yuxia Pei. 2017. Entity set expansion on social media: A study for newly-presented entity classes. In *Chinese National Conference on Social Media Processing*, pages 116–128. Springer.
- He Zhao, Chong Feng, Zhunchen Luo, and Changhai Tian. 2018. Entity set expansion from twitter. In *Proceedings of the 2018 ACM SIGIR International Conference on Theory of Information Retrieval*, pages 155–162.
- Andrew Zupon, Maria Alexeeva, Marco Valenzuela-Escárcega, Ajay Nagesh, and Mihai Surdeanu. 2019. [Lightly-supervised representation learning with global interpretability](#). In *Proceedings of the Third Workshop on Structured Prediction for NLP*, pages 18–28, Minneapolis, Minnesota. Association for Computational Linguistics.

A Datasets Details

We select Wiki and APR datasets which are used in previous works and an recently proposed more challenging dataset, SE2. The download links of these datasets are all available in their original papers (Zhang et al., 2020; Shen et al., 2020). The details of these datasets are described as follow:

1. **Wiki**, which is from a subset of English Wikipedia. It contains 8 semantic classes, including China Provinces, Companies, Countries, Diseases, Parties, Sports Leagues, TV Channels and US States.
2. **APR**, which consists of all the 2015 year’s news articles published by Associated Press and Reuters. It contains 3 semantic classes, including Countries, Parties and US States.
3. **SE2**, the largest ESE benchmark to date, which has 60 semantic classes and 1200 seed entity queries.

B Implementation Details

All the source code of our experiments is implemented using Pytorch (Paszke et al., 2019) based on the Huggingface’s implementation of Transformer library² (Wolf et al., 2020). The configuration of the two GPT-2 models in our method is the same as the default settings of Huggingface, which has 12 transformer layers with 12 attention heads and its hidden state size is 768 (Radford et al., 2019). The architecture of the BERT encoder we use is the same as the *BERT_{BASE}* model (Devlin et al., 2019), whose input embedding passes through 12 stacked bidirectional Transformer blocks with 768 hidden dimensions and 12 self-attention heads. We initialize the BERT encoder with the weights of BERT-wwm model (Cui et al., 2019). When updating the initial seed/candidate sets (Equation 3 and Equation 4), we choose $\text{thr}_u = 0.65$ and $\text{thr}_l = 0.25$ as we report the results of our proposed method. When automatically generating the context patterns, we set m to 130 in our experiments. As for the selection strategy of these hyper-parameters, practically, we derive a validation set for each dataset and conduct a simple hyper-parameter grid search on it. More specifically, the

validation set for a dataset is generated by randomly selecting seed entities from the ground truth of each semantic class. Note that the seed entities in the validation set have no overlap with seed entities in the test set. By evaluating the model performance on the validation set under different values of hyper-parameters, we obtain the optimal hyper-parameter settings. This is standard practice for determining hyper-parameters and can be easily applied to other datasets as well as other application scenarios.

Additionally, an important problem worth considering is the choice of GPT-2 decoding strategy. In text generation tasks, GPT-2 often uses decoding strategies such as Greedy Search (Germann, 2003), Beam Search (Vijayakumar et al., 2016), and Top-K Sampling (Fan et al., 2018). The typical characteristic of Greedy Search and Beam Search is that when the pre-training parameters of GPT-2 and guiding text are fixed, the generated text of each time is not very different. Therefore, in order to ensure the diversity of the context patterns we generate for every entity, we choose Top-K Sampling as the decoding strategy.

C Efficiency Analysis

Because our proposed GAPA utilizes autoregressive language models to automatically generate context patterns compared to methods that use manually pre-defined patterns, it is necessary to conduct an in-depth comparative analysis of the efficiency of our method and previous work. For fairness in the comparison, we run CGExpan and GAPA under the same hardware settings. Our used CPU is the Intel(R) Xeon(R) Gold 5218R CPU @ 2.10GHz, and the GPU used in our experiments is the GeForce RTX 3090 with 24GB memory. We take the time that the model successfully expands 50 entities (right or wrong) as the running time for the final report of the model.

From Figure 4, we can know that GAPA takes significantly less time than CGExpan to obtain the same number of expansion entities, which demonstrates that our method does not suffer from a decrease in efficiency due to our used text generation models such as GPT-2. After comparative analysis at the method design level, we think that there are two reasons for the efficiency difference shown in Figure 4: (1) The first and mainly, in each expansion iteration, CGExpan utilizes BERT to perform the probing operations to automatically generate corresponding semantic class names, which is a

²<https://github.com/huggingface/transformers>

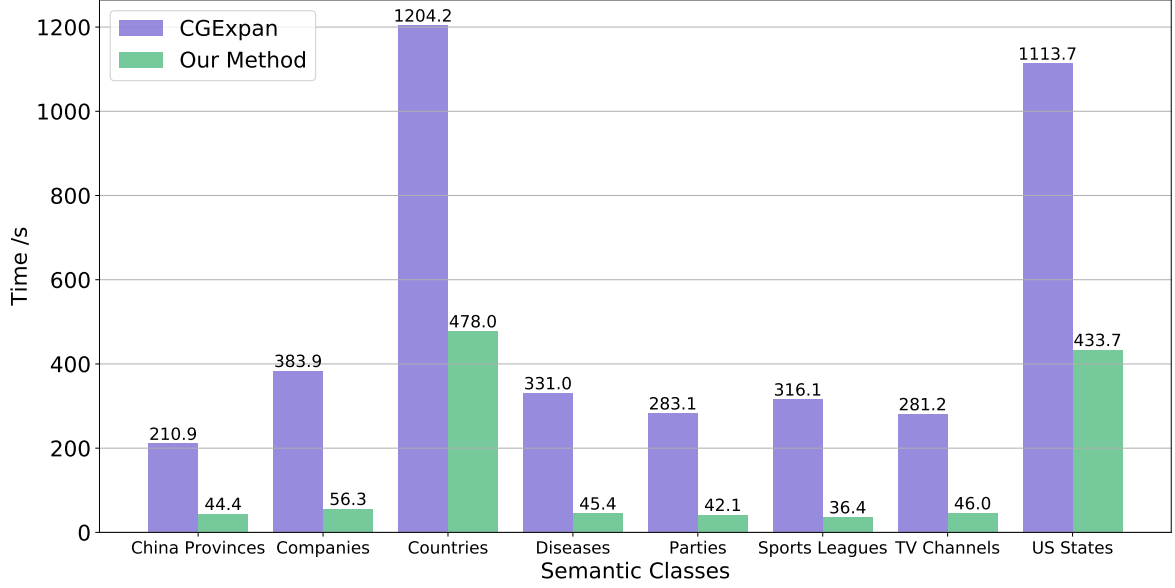


Figure 4: Running efficiency analysis of GAPA. For every semantic class, we report the running time consumed by the two models when expanding 50 entities.

very time-consuming process. But GAPA has pre-generated all context patterns with two GPT-2 models before entering the iterative expansion process, and used the BERT encoder to encode these context patterns, so there is no need to run these large-scale models such as GPT-2 and BERT iteratively. (2) The second, kinds of ranking strategies designed in CGExpan are more complex than ours. CGExpan needs to rank both the generated class names and the selected entities. The complex ranking operation increases the time consumed by CGExpan to a certain extent.

D Case Study for Context Pattern Generation

Table 5 shows some cases of our context pattern generation module for several entities from different semantic classes in the Wiki dataset. We can see that the texts generated by the two GPT-2 models in opposite directions are of high quality, both in terms of relevance and fluency. Especially for the prev-text generated by $\overleftarrow{\text{GPT-2}}$, please kindly note that in practice $\overleftarrow{\text{GPT-2}}$ generates the prev-text from right to left under the guidance of the entity, which fully proves that our pre-trained reverse GPT-2 model is able to generate reverse text. To the best of our knowledge, our work firstly demonstrates that it is completely feasible to train GPT-2 with reversed corpus so that it has the ability of reverse generation.

Moreover, as can be seen from the cases in Table 5, the context patterns generated by the context pattern generation module inadvertently introduce many related entities, which strengthens the representation of semantic classes. We believe this is one of the reasons why our automatically generated context patterns can greatly improve the performance of the model.

Generated Prev-Text	Entity	Generated Next-Text
... were used to act counter-clockwise at Nanchong , or at ,	<i>“Sichuan”</i>	, China . The first two of these are the most common ...
... a football competition in	<i>“England”</i>	, which was held from 1892 to 1896 ...
... a useful clinical sign in distinguishing malaria from other causes of	<i>“fever”</i>	, but it is not a reliable diagnostic test for malaria ...
... He was purchased by the Rajasthan Royals for the 2008 and 2009 seasons of	<i>“Indian Premier League”</i>	(IPL) and was a part of the team that won the title ...
... Alfonso Foods was a fast food hamburger drive-in restaurant chain based in	<i>“California”</i>	. It was founded in 1946 by Alfredo ...
... after creating her Facebook page, Bean also joined	<i>“Twitter”</i>	and Instagram . She is a regular contributor ...
... the company design websites for many clients including,	<i>“Microsoft”</i>	, Apple, Google, Facebook , Amazon, eBay ...
... a huge area stretching from Yunnan , a southwest into	<i>“China”</i>	's far west , to the Tibetan plateau ...
... HeTe was selected as a member and joined the	<i>“Reform party”</i>	in 1983 . He was a founding member ...
... who is best known for starring in a drama with	<i>“TVB”</i>	and the Hongkong Film Production ...

Table 5: Context patterns generated for corresponding entities. The 1st and 3rd columns are the prev-text and next-text automatically generated by GPT-2 and GPT-2, respectively.