

Clover : Towards A Unified Video-Language Alignment and Fusion Model

Jingjia Huang^{◇*} Yinan Li^{♡*†} Jiashi Feng[◇] Xiaoshuai Sun^{♡‡} Rongrong Ji[♡]

[♡]Media Analytics and Computing Lab, Department of Artificial Intelligence,
School of Informatics, Xiamen University, 361005, China

[◇]ByteDance Inc, 100043, China
yinanlee@stu.xmu.edu.cn, {xssun, rrji}@xmu.edu.cn
{huangjingjia, jshfeng}@bytedance.com

Abstract

Building a universal video-language model for solving various video understanding tasks (*e.g.*, text-video retrieval, video question answering) is an open challenge to the machine learning field. Towards this goal, most recent attempts train the models, usually consisting of uni-modal and cross-modal feature encoders, with supervised or pair-wise contrastive pre-text tasks. Though offering attractive generality, the resulted models have to compromise between efficiency and performance. We argue the flaws are caused by their pre-training strategies—they cannot well *align* and *fuse* features from different modalities simultaneously. We then introduce **Clover**—a Correlated Video-Language pre-training method—towards a universal video-language model for solving multiple video understanding tasks with neither performance nor efficiency compromise. It improves cross-modal feature alignment and fusion via a novel tri-modal alignment pre-training task. Additionally, we propose to enhance the tri-modal alignment via incorporating learning from masked samples and a novel pair-wise ranking loss. Clover establishes new state-of-the-arts on multiple downstream tasks, including three retrieval tasks for both zero-shot and fine-tuning settings, and eight video question answering tasks. Codes and pre-trained models will be released at <https://github.com/LeeYN-43/Clover>.

1 Introduction

Video-language pre-training (VidL) aims to learn generalizable multi-modal models from large-scale video-text samples so as to better solve various challenging video-language understanding tasks, such as text-video retrieval [28, 4, 1, 43] and video question answering [12, 36, 40]. Recent studies [16, 17, 7, 9, 44, 47] have shown that VidL leads to significant performance improvement and achieves state-of-the-art results on various downstream text-video retrieval and video question answering (VQA) benchmarks.

Though achieving encouraging performance, existing VidL models mostly adopt different architectures to deal with different downstream tasks. For the text-video retrieval tasks, they [2, 8, 10, 23, 29, 9] typically use two individual uni-modal encoders for processing video and text data separately, for the sake of retrieval efficiency. While for video question answering tasks, the models usually adopt the multi-modal joint encoder design to learn the association and interaction of different modalities.

*Equal Contribution.

†Work done when interning at ByteDance Inc.

‡Corresponding Author.

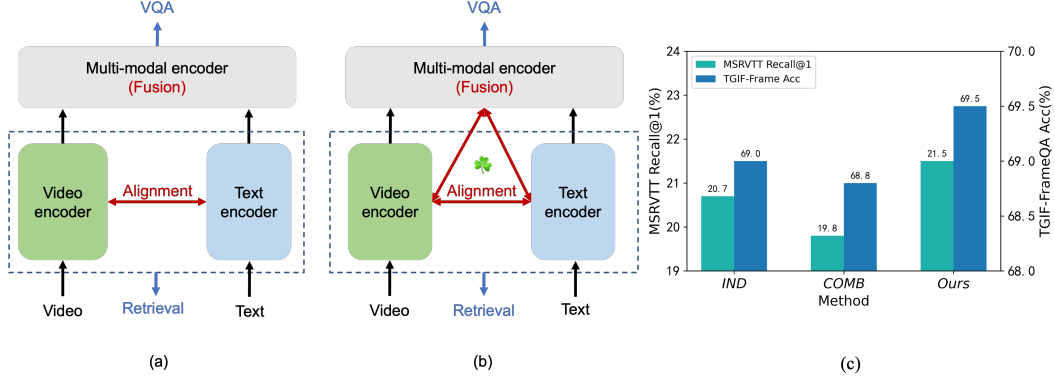



Figure 1: Different attempts on achieving a universal VidL model. (a) Naive combination of the uni-modal and cross-modal encoders (*COMB*). (b) Our proposed Clover  pre-trained model. (c) Comparisons of the transfer performance on MSRVTT [46] (zero shot) and TGIF-FRAMEQA [12] datasets. Benefiting from the proposed tri-modal alignment, our proposed universal model outperforms both the individually designed models (*IND*) and *COMB*.

Building a unified model capable of solving various video-language tasks is a long-standing challenge for machine learning research. A few recent works [7, 17] attempt to learn a unified VidL model for both tasks, which uses the multi-modal encoder to conduct text-video retrieval. However, the model requires an exhaustive pair-wise comparison between the query texts and gallery videos. Given N text queries and M category videos, the computation complexity of the multi-modal encoder model would be $O(NM)$, which makes it infeasible for large-scale video-text retrieval applications. Another straightforward solution is to simply combine the uni-modal and multi-modal encoders (Fig. 1 (a)), and perform the retrieval and VQA tasks through the uni-modal and multi-modal encoders respectively. Its computation complexity for retrieval tasks is only $O(N + M)$. However, the experiment results in Fig. 1 (c) show that, without a carefully designed correlating mechanism between these two types of encoders, the simple combination *i.e.*, *COMB* yields a compromised performance compared with the models *i.e.* *IND* individually designed for retrieval and VQA.

In this work, we aim to address the above issues and build a unified pre-training model that attains high efficiency and performance simultaneously. We observe: (i) well aligning the features of the video and text from the same data pair is important for text-video matching; (ii) effectively fusing video and text features into unified representations is critical for video-text understanding. However, existing pre-training strategies that rely on either simple supervised or contrastive pre-text tasks hardly achieve promising feature alignment and fusion capability simultaneously. Motivated by these observations, we develop a new VidL method from these two aspects. Specifically, we propose Correlated Video-Language pre-training (Clover), a first VidL method that not only unifies video-language alignment and fusion, but also makes them mutually boosted. Clover follows the conventional architecture design. It first learns video and text embedding via video and text encoders respectively. These two-modal features are together fed into a multi-modal encoder to fuse them into an integrated feature. Differently, to better align and fuse the multi-modal features, we find that the multi-modal feature and the two uni-modal features naturally compose a positive triplet, which inspires us to better correlate them via a tri-modal alignment task. Additionally, we introduce the strategy of learning from *masked* samples, which would boost the generalizability of the model as well as the interaction between visual and language. Since the masked pair based tri-modal alignment is well compatible with the classical pre-training tasks [5, 3, 27], its computation overhead is negligible. To help the model maintain fine-grained discriminative capability while improving its generalizability, we further introduce a pair-wise ranking loss that urges the model to be aware of the concept missing in masked pairs compared to original samples.

Extensive experiments are conducted on multiple downstream tasks, including three retrieval tasks with different experimental setups (*i.e.* zero-shot and fine-tune) and eight video question answering tasks. The results demonstrate that Clover is able to get the cross-modal fusion and alignment capability mutually improved, and consistently outperforms current SOTAs on various downstream tasks. It achieves an average performance improvement of 4.6% and 5.9% recall@10 score on the

zero-shot and fine-tune settings of the three downstream retrieval datasets, while the average accuracy improvement over current SOTAs is 1.5% on the eight video question answering datasets.

In summary, we make the following contributions: (1) we introduce Clover, a pre-training method achieving unified video-language alignment and fusion model that can be easily transferred to various downstream video understanding tasks while attaining both high efficiency and performance; (2) we propose a novel tri-modal alignment pre-training task, which correlates the uni-modal encoder and multi-modal encoder to get them mutually boosted.

2 Related Work

Video-language pre-training for text-video retrieval. Existing pre-training methods for text-video retrieval can be mainly divided into two categories. The first kind of methods employ two individual encoders to embed video and text, and project them into a common latent space [2, 39, 9, 23, 42, 29, 8, 10, 31, 45]. Then, they leverage a contrastive objective [37] to align the paired representations. Thanks to their high efficiency, this category of methods are widely used in real-world applications. The other kind of methods utilize a joint multi-modal encoder to learn comprehensive representation for a given video-text pair, and predict whether the video and text are matched or not via a binary classifier [7, 16, 19, 34, 41, 49]. Nevertheless, they need exhaustively pair all the videos and texts, and feed them into the model during inference, making them highly inefficient.

Video-language pre-training for video question answering. Video question answering aims to automatically answer natural language questions given a context video, which requires a joint understanding on both the video and language. Previous works mainly focus on designing better spatio-temporal attention networks [40, 12, 20, 48, 22, 6] and question-video relation networks [14, 15, 11, 30] to extract more accurate multi-modal representations. Recently, many works leverage transformer-based models to build an additional multi-modal encoder upon the uni-modal encoders [32, 7, 17] or input image patches and word tokens [49, 44] directly to fuse cross-modality features. The multi-modal encoder is typically driven by the pre-training tasks *e.g.* Masked Language Modeling [5] and Visual-Text Matching [35], to perform token-level cross-modal fusion.

Video-language pre-training for multiple downstream tasks. There are a few recent works trying to construct a unified pre-trained model for multiple downstream tasks. ActBert [49], clipBert [16], VIOLET [7] and ALPRO [17] utilize a cross-modal encoder for both retrieval and VQA tasks. They take video-text retrieval as a binary classification task and construct the classifier upon a visual-text matching head, which brings about extremely computation overload. All in One [38] proposes a transformer based unified backbone architecture for joint-modal representation learning. HERO [19] and VLM [41] design a task-agnostic model that can be finetuned on multiple downstream tasks. However, they are not end-to-end trainable and need pre-extract video features, which limits the performance of the model.

Unlike the aforementioned methods, our Clover is a fully end-to-end VidL model that can be easily transferred to various down-stream tasks while attaining both high efficiency and performance.

3 Method

3.1 Motivation and overview

Recent years have witnessed a significant progress in video-language pre-training. Nevertheless, building a universal video-language model for solving various video understanding tasks (*e.g.*, text-video retrieval, video question answering) is still a challenging problem. The key to the problem lies in how to unify the representation learning for cross-modal alignment and fusion efficiently.

Cross-modal *alignment* aims to learn projection functions $f(\cdot)$ and $g(\cdot)$ that project videos and texts into a common embedding space where the similarity between the video and text with consistent semantic information is maximized and otherwise minimized. Taking a video V as the anchor, the learning objective of cross-modal alignment is formulated as:

$$\arg \max_{f,g} [\text{sim}(f(V), g(T^+)) - \text{sim}(f(V), g(T^-))], \quad (1)$$

where T^+ , T^- represent texts that are semantically aligned and misaligned with V , respectively. The function $\text{sim}(\cdot, \cdot)$ measures the dot-product similarity between two embeddings. The model

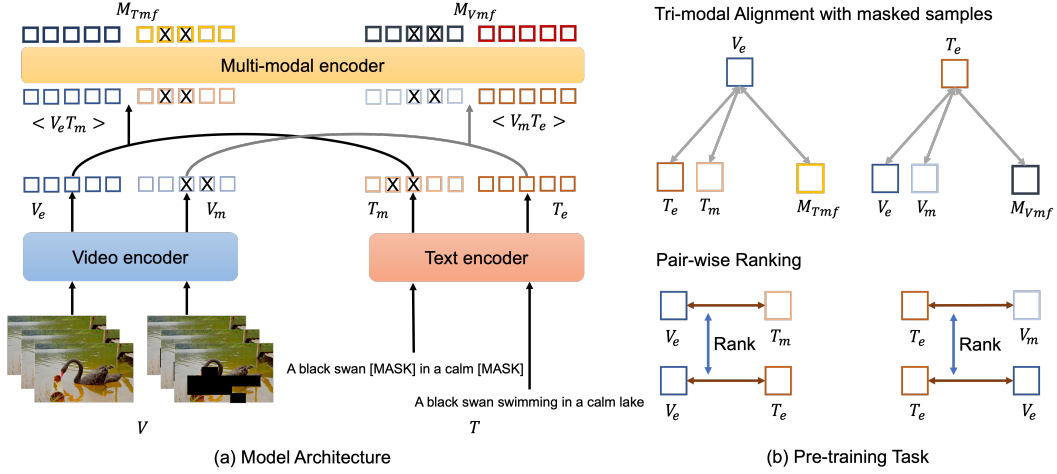



Figure 2: Overview of Clover . (a) model architecture. (b) Tri-modal alignment pre-training task with masked samples and the pair-wise ranking. “ \times ” indicates the embedding of token [MASK]. For more detail on model architecture and pre-training tasks refers to Sec. 3.

with strong cross-modal alignment capability is desired in the video-retrieval task, which requires matching the semantically aligned videos and texts.

Cross-modal *fusion* aims to integrate the correlation and interaction carried by the video and text modalities into a unified multi-modal embedding. Specifically, it can be formulated as learning a function $Fusion(\cdot, \cdot)$ that takes inputs of different modals and outputs a unified representation $M = Fusion(V, T)$, which is then used to solve downstream tasks like VQA.

Existing pre-training strategies rely on either simple supervised or contrastive pre-text tasks that hardly achieve feature alignment and fusion simultaneously. To better correlate the cross-modal alignment and fusion, we propose the Correlated Video-Language pre-training method (Clover) with three key pre-training innovations (Sec. 3.2): tri-modal alignment; pair-wise ranking loss; and semantic enhanced masked language modeling. The pre-training tasks are designed based on masked pairs (Sec. 3.3), which is able to boost the generalizability of the model as well as the interaction between visual and language.

Architecture. We briefly explain the architecture of Clover here, which is shown in Fig. 2 as well. It consists of three components: a video encoder, a text encoder and a multi-modal encoder. Following [7], we use VideoSwin Transformer [24] as our video encoder. Given a video V , it outputs a sequence of video embeddings: $V_e = \{v_1, \dots, v_K\} \subset \mathbb{R}^D$, where K is the number of flattened patches. The text encoder of Clover is a 12-layer bidirectional transformer encoder model [5]. Given an input text sentence T , the encoder outputs an embedding sequence $T_e = \{t_{cls}, t_1, \dots, t_{L-1}\} \subset \mathbb{R}^D$, where t_{cls} indicates the embedding of the [CLS] token. We employ a 3-layer bidirectional Transformer encoder to learn the fused cross-modal representation of a video-text pair. The multi-modal encoder takes the concatenation of video and text embeddings as input, and outputs the fused multi-modal embeddings $M_e = \{m_{v_1}, \dots, m_{v_K}, m_{CLS}, m_{t_1}, \dots, m_{t_{L-1}}\}$, where $m \in \mathbb{R}^D$.

3.2 Tri-modal alignment

Existing VidL pre-training methods typically align the embeddings of data from different modalities through pair-wise contrastive learning. Differently, we propose a tri-modal alignment learning task that not only enforces the video and text modalities to be aligned but also encourages the third modality, their fusion modality, to well align with them. As such, the trained model can achieve modality alignment and fusion simultaneously and thus offer stronger generality and efficiency.

To this end, we present a tri-modal alignment method with a novel exclusive-NCE objective. Given an input video-text pair $\langle V, T \rangle$ and their embeddings $\langle V_e, T_e \rangle$ from the uni-modal encoder, following [2, 18], we use the dot-product similarity between embeddings from two modalities to measure the degree of their alignment:

$$s(V_e, T_e) = f(\text{Avgpool}(V_e))^\top g(t_{cls}), \quad (2)$$

where $\text{Avgpool}(V_e)$ conducts average pooling over V_e and t_{cls} is the [CLS] token embedding in T_e .

Firstly, we adopt multi-modal encoder to get fused multi-modal embedding sequence M_e of $\langle V_e, T_e \rangle$. We take $M_{Tf} = m_{CLS}$, the embedding of [CLS] token in M_e , as the representation of the fusion

modality. After that, we construct tri-modal representations to align, *i.e.* V_e from the visual modal, T_e from the text modal and M_{Tf} from fused-modal. We use superscripts i and j to index the data sample. For a video embedding V_e^i , we consider its associated text/fusion embedding T_e^i and M_{Tf}^i as its positive pairs—that should be pushed closer within the embedding space. To align these tri-modal representations, we propose the following exclusive-NCE loss computed within a batch of B samples:

$$L_{v2t} = - \sum_{i=1}^B \left[\log \frac{e^{s(V_e^i, T_e^i)/\tau}}{e^{s(V_e^i, T_e^i)/\tau} + Z} + \log \frac{e^{s(V_e^i, M_{Tf}^i)/\tau}}{e^{s(V_e^i, M_{Tf}^i)/\tau} + Z} \right], \quad (3)$$

$$\text{where } Z = \sum_{j \neq i}^B \left[e^{s(V_e^i, T_e^j)/\tau} + e^{s(V_e^i, M_{Tf}^j)/\tau} \right].$$

Here τ is a temperature scalar. Eq. (3) excludes the other positive pair when performing contrastive learning on one positive pair. For example, for T_e^i , we exclude $e^{s(V_e^i, M_{Tf}^i)/\tau}$ from the denominator of Eq. (3). Thus the intra-suppression among positive pairs is effectively avoided, and the video-/text-/fusion-modal representations are better aligned. Similarly, to align the text and fusion modalities to video, we propose the following objective:

$$L_{t2v} = - \sum_{i=1}^B \left[\log \frac{e^{s(T_e^i, V_e^i)/\tau}}{\sum_{j=1}^B e^{s(T_e^i, V_e^j)/\tau}} + \log \frac{e^{s(M_{Tf}^i, V_e^i)/\tau}}{\sum_{j=1}^B e^{s(M_{Tf}^i, V_e^j)/\tau}} \right]. \quad (4)$$

The above video-to-text loss (3) and text-to-video loss (4) are summed up to give the tri-modal alignment objective w.r.t. the text modality: $L_T = L_{v2t} + L_{t2v}$.

Similarly, we define the tri-modal alignment objective L_V w.r.t. the video modality by taking T_e as the anchor. The only difference is that we take the averaged embedding of the visual tokens in M_e as fusion M_{Vf} . We obtain the following overall tri-modal alignment objective:

$$L_{TmA} = L_T + L_V. \quad (5)$$

We empirically find that the above tri-modal alignment works better than the traditional video-text contrastive learning methods. But it often fails in certain challenging video-understanding cases when only the video and texts are partially matched. To address this issue, we propose to further introduce masked pairs to augment the tri-modal alignment learning, as detailed below.

3.3 Tri-modal alignment with masked samples

To better get the uni-modal encoder and the multi-modal encoder correlated, we introduce the method of learning from masked pairs. Given a complete video-text pair $\langle V, T \rangle$, we mask some regions in V into a masked video with embedding V_m , and similarly mask some tokens in T into masked text embedding T_m . Then, we pair the incomplete samples with the complete samples as $\langle V_m, T_e \rangle$ and $\langle V_e, T_m \rangle$. With the semantic masking strategy, when some key elements are masked from the texts and videos, it would form an expression carrying partial information rather than completely change the information expressed.

For instance, as shown in Fig. 2 (a), given the text “A black swan swimming in a calm lake”, “swimming” and “lake” are masked with [MASK] tokens, generating the masked pair $\langle V_e, T_m \rangle$. Although some information is removed, the masked sentence still contains other concepts that make it partially matched with the video, such as the “black swan”. Therefore, in contrastive learning, V_m and T_m can be considered pseudo positive candidates for T and V .

Then, we form the pseudo positive pairs,

i.e., $\langle V_e, T_m \rangle$ and $\langle V_m, T_e \rangle$, and update the above tri-modal alignment as follows:

$$L'_{v2t} = - \sum_{i=1}^B \left[\log \frac{e^{s(V_e^i, T_e^i)/\tau}}{e^{s(V_e^i, T_e^i)/\tau} + Z'} + \log \frac{e^{s(V_e^i, T_m^i)/\tau}}{e^{s(V_e^i, T_m^i)/\tau} + Z'} + \log \frac{e^{s(V_e^i, M_{Tf}^i)/\tau}}{e^{s(V_e^i, M_{Tf}^i)/\tau} + Z'} \right],$$

$$\text{where } Z' = \sum_{j \neq i}^B \left[e^{s(V_e^i, T_e^j)/\tau} + e^{s(V_e^i, T_m^j)/\tau} + e^{s(V_e^i, M_{Tf}^j)/\tau} \right]. \quad (6)$$

Similarly, we update the above L_{t2v} objective by including the masked samples:

$$L'_{t2v} = - \sum_{i=1}^B \left[\log \frac{e^{s(T_e^i, V_e^i)/\tau}}{\sum_{j=1}^B e^{s(T_e^i, V_e^j)/\tau}} + \log \frac{e^{s(T_m^i, V_e^i)/\tau}}{\sum_{j=1}^B e^{s(T_m^i, V_e^j)/\tau}} + \log \frac{e^{s(M_{T_m^f}^i, V_e^i)/\tau}}{\sum_{j=1}^B e^{s(M_{T_m^f}^i, V_e^j)/\tau}} \right]. \quad (7)$$

Thus we obtain the final $L'_T = L'_{v2t} + L'_{t2v}$ and $L'_{TmA} = L'_T + L'_V$, where L'_V is updated similarly by including masked video samples. We use the final L'_{TmA} for training our Clover model.

Video-block masking strategy. How to mask the samples is indeed critical for the usefulness of tri-modal alignment with masked samples. We now discuss some strategies on how to conduct masking over the videos and texts to form meaningful masked samples. Objects in a video often appear at similar spatial locations across consecutive frames, which compose a tube area in the spatial-temporal domain. In order to construct incomplete video samples with less information leakage, we extend the block-wise mask [3] to video via performing a block-wise mask at the same position in all video frames. In this paper, we randomly replace 20% patches with a learnable mask token to obtain V_m .

Semantic text masking strategy. The detailed semantic information in the text basically lies in the verb, noun and adjective words. To facilitate learning their representations, we construct incomplete text samples by randomly masking some verbs, nouns and adjectives in the sentence. Specifically, given a sentence, we use a part-of-speech tagger [25] to tag each word. Then we pick the verb phrases and nouns, and replace 30% of them with a special [MASK] token. Note that to avoid drastic semantic changes, we do not mask the auxiliary verb like *have*, *should*, *will*, *would*, etc.

3.4 Further improvement

Pair-wise ranking. Though we take both the pseudo pair $\langle V_e, T_m \rangle$ and original pair $\langle V_e, T_e \rangle$ as positive pairs, we consider that the semantic consistency in the pseudo pair should be weaker. Based on this prior, we further propose a pair-wise ranking loss:

$$L_{rank} = \max[0, -(\text{sim}(V_e, T_e)/\tau - \text{sim}(V_e, T_m)/\tau) + \lambda], \quad (8)$$

where λ is a margin hyper-parameter. Eq. (8) urges the model to be aware of the gap of semantic consistency between $\langle V_e, T_m \rangle$ and $\langle V_e, T_e \rangle$ brought about by concepts missing in the pseudo pair. With the pair-wise ranking objective, our model is able to maintain fine-grained perceptual capability while improving its generalizability.

Semantic enhanced masked language modeling. We combine the classical masked language modeling (MLM) loss L_{mlm} with our semantic text masking strategy, and present the Semantic Enhanced Masked Language Modeling task. Considering the class-imbalance between different words, we use focal loss [21] instead of the traditional cross-entropy loss to improve the MLM loss. Then, we apply the MLM loss to the reconstruction of the masked text sample, where we predict the ground-truth token replaced by [MASK] in T^m . The MLM loss is defined as:

$$L_{mlm} = \mathbb{E}_{(V, T_m) \sim D} (1 - e^{H(y^{mlm}, p^{mlm}(V, T_m))})^\gamma H(y^{mlm}, p^{mlm}(V, T_m)), \quad (9)$$

where y^{mlm} is a one-hot vocabulary distribution where the ground truth token has a probability of 1, $p^{mlm}(V, T_m)$ denote the predicted probability for the masked token, γ is a hyper-parameter and H is cross-entropy loss. Finally, the overall pre-training objective of Clover is:

$$L = L'_{TmA} + L_{rank} + L_{mlm}. \quad (10)$$

In the following section, we would present thorough experimental evaluations to demonstrate these three learning objectives are mutually boosting.

4 Experiments

4.1 Experiment setup

Pre-training datasets. Following recent work [2, 17, 9], we jointly pre-train our Clover on a video dataset WebVid-2M [2] with 2.5M video-text pairs and an image dataset Google Conceptual Captions (CC3M) [33] with 3.3M image-text pairs (we only obtain 2.8M image-text pairs in CC3M due to image url broken). During pre-training, we treat image data as one frame video data.

Downstream tasks. We evaluate our proposed models on the following downstream tasks. (a) **Text-to-Video Retrieval** on MSRVT [43], LSMDC [28] and DiDeMo [1]. For DiDeMo, we follow [16, 23] and evaluate Clover on the paragraph-to-video retrieval, where text sentences for each video are concatenated together as one text query. We do not use the ground-truth proposal for fair comparison with previous works; (b) **Multiple-choice QA** on TGIF-Action [12], TGIF-Transition [12], MSRVT-MC [46] and LSMDC-MC [36]; (c) **Open-Ended QA** on TGIF-Frame [12], MSRVT-QA [40], MSVD-QA [40] and LSMDC-FiB [28]. For retrieval tasks, we only use the two uni-modal encoders of Clover for fine-tuning and inference. We adopt the two encoders to get the video and text embeddings, and calculate their cosine similarity for retrieval. For QA tasks, we use all the modules for fine-tuning and inference. More details on these datasets and their evaluation usage are provided in the supplementary material.

Implementation details. Following [7], we initialize the video encoder with a VideoSwin-Base [24] model pre-trained on Kinetics-400 [13]. The text encoder is initialized from pre-trained Bert-Base [5]. The multi-modal encoder is initialized from the first three layers of the pre-trained Bert-Base model. We train Clover end-to-end during both pre-training and fine-tuning. We pre-train Clover for 40 epochs, using a batch size of 2048 on 64 NVIDIA A100 GPUs. We use AdamW [26] optimizer with a weight decay 0.005 and betas (0.9, 0.98). The learning rate is first warmed-up to $5e-5$ and then decays following a cosine annealing decay schedule. We resize all the video frames to 224×224 and split each frame to patches with a size of 32×32 . We choose hyper-parameter $\tau = 0.05$, $\lambda = 5$ and $\gamma = 2$. For each video, we randomly sample 8 frames while preserving their order in-between. For fine-tuning on retrieval tasks, we only fine-tune the uni-modal encoders of Clover with InfoNCE [37] loss. For fine-tuning on video QA task, we add a simple MLPs that takes the multi-modal [CLS] embedding as input for classification, and optimize the whole Clover model with cross-entropy loss. During fine-tuning, we also sample 8 frames per video for training and all the fine-tuning experiments are performed on 8 NVIDIA A100 GPUs.

Table 1: Text-to-video retrieval performance comparison under fine-tune and zero-shot setups. Here higher R@k (Recall K) and lower MedR (Median Recall) indicate better performance.

Method	Pre-training dataset	MSRVT				DiDeMo				LSMDC			
		R@1	R@5	R@10	MedR	R@1	R@5	R@10	MedR	R@1	R@5	R@10	MedR
Fine-tune													
clipBert [16]	COCO, VG	22.0	46.8	59.9	6	20.4	48.0	60.8	6	-	-	-	-
VideoCLIP [16]	HowTo100M	30.9	55.4	66.8	-	-	-	-	-	-	-	-	-
Frozen [2]	WebVid2M+CC3M	31.0	59.5	70.5	3	31.0	59.8	72.4	3	15.0	30.8	39.8	20
VIOLET [7]	WebVid2M+CC3M+YTT180M	34.5	63.0	73.4	-	32.6	62.8	74.7	-	16.1	36.6	41.2	-
ALPRO [17]	WebVid2M+CC3M	33.9	60.7	73.2	3	35.9	67.5	78.8	3	-	-	-	-
MCQ [9]	WebVid2M+CC3M	37.6	64.8	75.1	3	37.0	62.2	73.9	3	17.9	35.4	44.5	15
Clover (ours)	WebVid2M+CC3M	38.6	67.4	76.4	2	45.1	74.3	82.2	2	22.7	42.0	52.6	9
Zero-shot													
MIL-NCE [29]	HowTo100M	9.9	24.0	32.4	29.6	-	-	-	-	-	-	-	-
VideoCLIP [16]	HowTo100M	10.4	22.2	30.0	-	16.6	46.9	-	-	-	-	-	-
Frozen [2]	WebVid2M+CC3M	18.7	39.6	51.6	10	21.1	46.0	56.2	7	9.3	22.0	30.1	51.0
VIOLET [7]	WebVid2M+CC3M+YTT180M	25.9	49.5	59.7	-	23.5	49.8	59.8	-	-	-	-	-
ALPRO [17]	WebVid2M+CC3M	24.1	44.7	55.4	8	23.8	47.3	57.9	6	-	-	-	-
MCQ [9]	WebVid2M+CC3M	26.0	46.4	56.4	7	25.6	50.6	61.1	5	12.2	25.9	32.2	42
Clover (ours)	WebVid2M+CC3M	25.8	49.6	60.1	6	28.0	53.5	65.1	4	13.8	28.1	38.3	25

Table 2: Performance comparison on transferring to downstream video question answering tasks.

Method	Pre-training dataset	TGIF			MSRVT		LSMDC		MSVD
		Action	Transition	Frame	MC	QA	MC	FiB	
clipBert [16]	COCO, VG	82.8	87.8	60.3	88.2	37.4	-	-	-
JuskAsk [44]	HTVQA69M	-	-	-	-	41.5	-	-	46.3
ALPRO [17]	WebVid2M+CC3M	-	-	-	-	42.1	-	-	45.9
VIOLET [7]	WebVid2M+CC3M+YTT180M	92.5	95.7	68.9	91.9	43.9	82.8	53.7	47.9
MERLOT [47]	YTT180M	94.0	96.2	69.5	90.9	43.1	81.7	52.9	-
Clover (ours)	WebVid2M+CC3M	94.9	98.0	71.4	95.0	43.9	83.2	54.1	51.9

4.2 Comparing to State-of-the-art

Text-to-video retrieval. Tab. 1 shows the retrieval results on the MSRVT [43], DiDeMo [1] and LSMDC [28] datasets with both zero-shot and fine-tuning settings. Our Clover surpasses previous works on all the datasets by a large margin. The significant performance improvement under zero-shot

evaluation demonstrates its stronger generalization ability. Specifically, Clover brings 4.6% gain in R@10 over MCQ [9], the current SOTA method on retrieval tasks with the same pre-train data, on all the three datasets. Moreover, Clover outperforms VIOLET [7] on DiDeMo and LSMDC, though VIOLET adopts a considerable larger pre-training dataset (YTT180M [47] of 180M visual-text pairs vs. WebVid+CC3M of only 5.5M samples). Clover also presents superior performance when fine-tuned on the down-stream datasets, compared with the SOTAs. On all the three datasets, Clover obtains an average improvement of 5.9% on R@10. On the DiDeMo and LSMDC datasets, Clover surpasses previous works by a large margin across all the metrics. Moreover, different from some previous work [16, 7, 17] that adopts a joint multi-modal encoder and requires exhaustively pairing every video with every text during retrieval, Clover directly deploys the video encoder and text encoder for retrieval tasks, making it much more efficient.

Video question answering. Tab. 2 reports results of Clover and current SOTAs on four video QA datasets. Though using much less pre-training data, Clover outperforms another unified VidL model *i.e.*, VIOLET [7] significantly. Clover brings improvements of 0.9% on TGIF-action, 1.8% on TGIF-transition, 1.9% on TGIF-Frame, 4.1% on MSRVTTC-MC, 0.8% on MSRVTTC-QA, 1.5% on LSMDC-MC and 1.2% on LSMDC-FiB over the SOTAs. Note that JustAsk [44] and MERLOT [47] are specifically designed for video QA and trained on orders of magnitude larger datasets (*e.g.*, HTVQA69M [44], YTT180M [47]). The experiment results again confirm the superiority of Clover.

Table 3: Effects of our pre-training tasks for Clover. We report *zero-shot* text-video retrieval performance on MSRVTTC and DiDeMo, and *fine-tune* video QA performance on LSMDC-MC and TGIF-Frame. TMA, MS and RankL: tri-modal alignment, learning from masked samples and pair-wise ranking loss.

Method	MSRVTTC				DiDeMo				LSMDC-MC	TGIF-Frame
	R@1	R@5	R@10	MedR	R@1	R@5	R@10	MedR	Acc	Acc
Baseline	19.8	41.7	51.1	10	22.6	47.9	58.2	7	78.8	68.9
+ TMA	21.0	42.7	51.3	9	22.8	48.3	59.4	6	79.5	69.2
+ TMA+MS	21.3	43.0	52.0	9	24.2	49.6	60.0	6	79.8	69.3
+ TMA+MS+RankL	21.5	43.4	53.3	8	24.4	50.9	61.1	5	80.1	69.5

4.3 Analysis

We conduct ablation experiments on two retrieval datasets (MSRVTTC and DiDeMo) and two Video QA datasets (TGIF-Frame and LSMDC-MC). Due to the computational resource limit, we randomly sample 1 million video-text pairs from WebVid [2] to build the WebVid-1M subset for model pre-training under all the ablation studies. We keep the model architecture unchanged but pre-train the model with only MLM and InfoNCE losses as a baseline, which is similar to the baseline adopted in VIOLET [7]. The only difference is that we replace the ITM in VIOLET [7] with InfoNCE and separate the text encoder from the cross-modal encoder. All the ablation experiments are conducted with batch size 1024 on 32 NVIDIA A100 GPUs.

Effect of tri-modal alignment. Tri-modal alignment (TMA) aims to better correlate cross-modal alignment and fusion. Compared with baseline, TMA explicitly associates the outputs of uni-modal encoders with the outputs of the multi-modal encoder. As shown in Tab. 3, the model trained with TMA outperforms the baseline on both retrieval and video QA, demonstrating its effectiveness.

Effect of learning from masked samples. We incorporate masked samples and form the pseudo positive pairs to strengthen the tri-modal alignment task. Tab. 3 shows that introducing the pseudo positive pairs enhances model performance on various down-stream tasks consistently, which clearly illustrates the efficacy of learning from masked samples.

Effect of pair-wise ranking. To make the model capture the semantic information difference between the pseudo positive pairs and complete pairs, we adopt the pair-wise rank loss. As shown in Tab. 3, with pair-wise ranking loss, the performance of the model is further improved. We also show the visualization results below to further illustrate the effect of pair-wise ranking.

Clover makes cross-modal alignment and fusion mutually-improving. We compare Clover with the ones that use the same architecture but employ different pre-training tasks in Tab. 4. *IND-A* represents the model only trained with InfoNCE loss for cross-modal alignment. *IND-F* indicates the model trained with MLM loss for cross-modal fusion. We also report results achieved by the model

Table 4: Comparisons with task-independently trained models (*IND*) and naive combination of the uni-modal and cross-modal encoder (*COMB*)

Method	MSRVTT-Zeroshot				DiDeMo-Zeroshot				LSMDC-MC	TGIF-Frame
	R@1	R@5	R@10	MedR	R@1	R@5	R@10	MedR	Acc	Acc
<i>IND-A</i>	20.7	41.2	51.3	10	22.9	47.2	60.1	6	-	-
<i>IND-F</i>	-	-	-	-	-	-	-	-	79.0	69.0
COMB	19.8	41.7	51.1	10	22.6	47.9	58.2	7	78.8	68.9
Clover	21.5	43.4	53.3	8	24.4	50.9	61.1	5	80.1	69.5

(*i.e.*, *COMB*) that simply combines the uni-modal encoders and multi-modal encoder as well as the training objectives. We can see that, the simple combination hurts the performance, while our Clover achieves superior performance than the task-independently trained *IND-A* and *IND-F*. It reveals that Clover is able to get model’s cross-modal alignment and fusion capability mutually enhanced.


Number of multi-modal encoder layers. We investigate the impacts of the number of multi-modal encoder layers in Tab. 5. “0” indicates the multi-modal encoder share the weights with the text encoder. Separating the text encoder and multi-modal encoder is surprisingly effective, which only introduces about 14% extra parameters. Besides, further increasing the size of multi-modal encoder does not bring significant performance improvement. Thus, we adopt a multi-modal encoder with 3 transformer layers.

Table 5: Impact of # multi-modal layers.

Layers	#Params (Ratio)	MSRVTT-Zeroshot				TGIF-Frame
		R@1	R@5	R@10	MedR	Acc
0	0M (NA)	19.1	38.5	50.1	10	67.7
3	28M (14%)	21.5	43.4	53.3	8	69.5
6	55M (27%)	21.4	43.5	52.6	9	69.2
12	110M (55%)	21.2	43.2	53.0	8	68.7



Baseline: a man is showing the interior of a car
Ours: inside of a car with large space and safety



Baseline: a man is folding pieces of paper
Ours: a person folds a paper airplane



Baseline: the mountain views are from a boat on the center of a lake
Ours: calm pond with lush green hills lining the background is shown



Baseline: sports vine clips of football
Ours: video game clip showing here different characters

Figure 3: Qualitative results of zero-shot video to text retrieval results on MSRVTT [43].

Qualitative analysis.

Fig. 3 shows the qualitative results of Clover, *i.e.*, the query videos with the matched texts. Clover empowers the model with stronger fine-grained video-text alignment capability. For example, Clover matches the video of folding paper airplane to the more accurate text “a person folds a paper airplane” while the baseline model considers the partially matched text “a man is folding pieces of paper” as the top-1 candidate.

5 Conclusion

In this paper, we present Clover, a new end-to-end video-language pre-training method for both high efficiency video-text retrieval and video question answering. Clover introduces a novel Tri-modal Alignment task to better align the representations from visual, text and fused modalities, which explicitly correlate the uni-modal encoder and multi-modal encoder. It also introduces masked samples and pair-wise ranking loss to further improve the cross-modality modal training. Extensive experiments conducted on the three retrieval datasets and eight video QA datasets clearly demonstrated, as a general video-text model, its consistent superiority for video-text understanding.

Limitation. Though achieving performance gain, we empirically find Clover occasionally fail to capture very fine-grained and small-scale objects within the videos. This is because Clover learns the video representations at global level and thus may miss these object features. Learning from masked samples can alleviate this issue to some degree. A possible further solution is to strengthen the correlation between text tokens and local video objects, *e.g.*, by introducing an advanced attention mechanism. Nevertheless, this work aims to maintain architectural simplicity. Exploring more complex architecture design would be left for future exploration.

Societal impact. Since we do not filter out possible inappropriate videos (e.g. Violence, blood, etc) in the pre-training datasets, our model can be used to search for content sensitive videos. Filtering out those videos and re-training a model can help

References

- [1] Lisa Anne Hendricks, Oliver Wang, Eli Shechtman, Josef Sivic, Trevor Darrell, and Bryan Russell. Localizing moments in video with natural language. In *Proceedings of the IEEE international conference on computer vision*, pages 5803–5812, 2017.
- [2] Max Bain, Arsha Nagrani, Gül Varol, and Andrew Zisserman. Frozen in time: A joint video and image encoder for end-to-end retrieval. In *Proceedings of the IEEE/CVF International Conference on Computer Vision*, pages 1728–1738, 2021.
- [3] Hangbo Bao, Li Dong, and Furu Wei. Beit: Bert pre-training of image transformers. *arXiv preprint arXiv:2106.08254*, 2021.
- [4] David Chen and William B Dolan. Collecting highly parallel data for paraphrase evaluation. In *Proceedings of the 49th annual meeting of the association for computational linguistics: human language technologies*, pages 190–200, 2011.
- [5] Jacob Devlin, Ming-Wei Chang, Kenton Lee, and Kristina Toutanova. Bert: Pre-training of deep bidirectional transformers for language understanding. *arXiv preprint arXiv:1810.04805*, 2018.
- [6] Chenyou Fan, Xiaofan Zhang, Shu Zhang, Wensheng Wang, Chi Zhang, and Heng Huang. Heterogeneous memory enhanced multimodal attention model for video question answering. In *Proceedings of the IEEE/CVF conference on computer vision and pattern recognition*, pages 1999–2007, 2019.
- [7] Tsu-Jui Fu, Linjie Li, Zhe Gan, Kevin Lin, William Yang Wang, Lijuan Wang, and Zicheng Liu. Violet: End-to-end video-language transformers with masked visual-token modeling. *arXiv preprint arXiv:2111.12681*, 2021.
- [8] Valentin Gabeur, Chen Sun, Karteek Alahari, and Cordelia Schmid. Multi-modal transformer for video retrieval. In *European Conference on Computer Vision*, pages 214–229. Springer, 2020.
- [9] Yuying Ge, Yixiao Ge, Xihui Liu, Dian Li, Ying Shan, Xiaohu Qie, and Ping Luo. Bridgeformer: Bridging video-text retrieval with multiple choice questions. *arXiv preprint arXiv:2201.04850*, 2022.
- [10] Simon Ging, Mohammadreza Zolfaghari, Hamed Pirsiavash, and Thomas Brox. Coot: Co-operative hierarchical transformer for video-text representation learning. *Advances in neural information processing systems*, 33:22605–22618, 2020.
- [11] Deng Huang, Peihao Chen, Runhao Zeng, Qing Du, Mingkui Tan, and Chuang Gan. Location-aware graph convolutional networks for video question answering. In *Proceedings of the AAAI Conference on Artificial Intelligence*, volume 34, pages 11021–11028, 2020.
- [12] Yunseok Jang, Yale Song, Youngjae Yu, Youngjin Kim, and Gunhee Kim. Tgif-qa: Toward spatio-temporal reasoning in visual question answering. In *Proceedings of the IEEE conference on computer vision and pattern recognition*, pages 2758–2766, 2017.

- [13] Will Kay, Joao Carreira, Karen Simonyan, Brian Zhang, Chloe Hillier, Sudheendra Vijayanarasimhan, Fabio Viola, Tim Green, Trevor Back, Paul Natsev, et al. The kinetics human action video dataset. *arXiv preprint arXiv:1705.06950*, 2017.
- [14] Junyeong Kim, Minuk Ma, Kyungsu Kim, Sungjin Kim, and Chang D Yoo. Progressive attention memory network for movie story question answering. In *Proceedings of the IEEE/CVF Conference on Computer Vision and Pattern Recognition*, pages 8337–8346, 2019.
- [15] Thao Minh Le, Vuong Le, Svetha Venkatesh, and Truyen Tran. Hierarchical conditional relation networks for video question answering. In *Proceedings of the IEEE/CVF conference on computer vision and pattern recognition*, pages 9972–9981, 2020.
- [16] Jie Lei, Linjie Li, Luowei Zhou, Zhe Gan, Tamara L Berg, Mohit Bansal, and Jingjing Liu. Less is more: Clipbert for video-and-language learning via sparse sampling. In *Proceedings of the IEEE/CVF Conference on Computer Vision and Pattern Recognition*, pages 7331–7341, 2021.
- [17] Dongxu Li, Junnan Li, Hongdong Li, Juan Carlos Niebles, and Steven CH Hoi. Align and prompt: Video-and-language pre-training with entity prompts. *arXiv preprint arXiv:2112.09583*, 2021.
- [18] Junnan Li, Ramprasaath Selvaraju, Akhilesh Gotmare, Shafiq Joty, Caiming Xiong, and Steven Chu Hong Hoi. Align before fuse: Vision and language representation learning with momentum distillation. *Advances in Neural Information Processing Systems*, 34, 2021.
- [19] Linjie Li, Yen-Chun Chen, Yu Cheng, Zhe Gan, Licheng Yu, and Jingjing Liu. Hero: Hierarchical encoder for video+ language omni-representation pre-training. In *Proceedings of the 2020 Conference on Empirical Methods in Natural Language Processing (EMNLP)*, pages 2046–2065, 2020.
- [20] Xiangpeng Li, Jingkuan Song, Lianli Gao, Xianglong Liu, Wenbing Huang, Xiangnan He, and Chuang Gan. Beyond rnns: Positional self-attention with co-attention for video question answering. In *Proceedings of the AAAI Conference on Artificial Intelligence*, volume 33, pages 8658–8665, 2019.
- [21] Tsung-Yi Lin, Priya Goyal, Ross Girshick, Kaiming He, and Piotr Dollár. Focal loss for dense object detection. In *Proceedings of the IEEE international conference on computer vision*, pages 2980–2988, 2017.
- [22] Fei Liu, Jing Liu, Weining Wang, and Hanqing Lu. Hair: Hierarchical visual-semantic relational reasoning for video question answering. In *Proceedings of the IEEE/CVF International Conference on Computer Vision*, pages 1698–1707, 2021.
- [23] Yang Liu, Samuel Albanie, Arsha Nagrai, and Andrew Zisserman. Use what you have: Video retrieval using representations from collaborative experts. In *BMVC*, 2019.
- [24] Ze Liu, Jia Ning, Yue Cao, Yixuan Wei, Zheng Zhang, Stephen Lin, and Han Hu. Video swin transformer. *arXiv preprint arXiv:2106.13230*, 2021.
- [25] Edward Loper and Steven Bird. Nltk: The natural language toolkit. *arXiv preprint cs/0205028*, 2002.
- [26] Ilya Loshchilov and Frank Hutter. Decoupled weight decay regularization. In *International Conference on Learning Representations*, 2018.
- [27] Huaishao Luo, Lei Ji, Botian Shi, Haoyang Huang, Nan Duan, Tianrui Li, Jason Li, Taroan Bharti, and Ming Zhou. Univl: A unified video and language pre-training model for multimodal understanding and generation. *arXiv preprint arXiv:2002.06353*, 2020.
- [28] Tegan Maharaj, Nicolas Ballas, Anna Rohrbach, Aaron Courville, and Christopher Pal. A dataset and exploration of models for understanding video data through fill-in-the-blank question-answering. In *Proceedings of the IEEE Conference on Computer Vision and Pattern Recognition*, pages 6884–6893, 2017.

- [29] Antoine Miech, Jean-Baptiste Alayrac, Lucas Smaira, Ivan Laptev, Josef Sivic, and Andrew Zisserman. End-to-end learning of visual representations from uncurated instructional videos. In *Proceedings of the IEEE/CVF Conference on Computer Vision and Pattern Recognition*, pages 9879–9889, 2020.
- [30] Jungin Park, Jiyoung Lee, and Kwanghoon Sohn. Bridge to answer: Structure-aware graph interaction network for video question answering. In *Proceedings of the IEEE/CVF Conference on Computer Vision and Pattern Recognition*, pages 15526–15535, 2021.
- [31] Andrew Rouditchenko, Angie Boggust, David Harwath, Brian Chen, Dhiraj Joshi, Samuel Thomas, Kartik Audhkhasi, Hilde Kuehne, Rameswar Panda, Rogerio Feris, et al. Avlnet: Learning audio-visual language representations from instructional videos. *arXiv preprint arXiv:2006.09199*, 2020.
- [32] Paul Hongsuck Seo, Arsha Nagrani, and Cordelia Schmid. Look before you speak: Visually contextualized utterances. In *Proceedings of the IEEE/CVF Conference on Computer Vision and Pattern Recognition*, pages 16877–16887, 2021.
- [33] Piyush Sharma, Nan Ding, Sebastian Goodman, and Radu Soricut. Conceptual captions: A cleaned, hypernamed, image alt-text dataset for automatic image captioning. In *Proceedings of the 56th Annual Meeting of the Association for Computational Linguistics (Volume 1: Long Papers)*, pages 2556–2565, 2018.
- [34] Chen Sun, Austin Myers, Carl Vondrick, Kevin Murphy, and Cordelia Schmid. Videobert: A joint model for video and language representation learning. In *Proceedings of the IEEE/CVF International Conference on Computer Vision*, pages 7464–7473, 2019.
- [35] Hao Tan and Mohit Bansal. Lxmert: Learning cross-modality encoder representations from transformers. In *Proceedings of the 2019 Conference on Empirical Methods in Natural Language Processing and the 9th International Joint Conference on Natural Language Processing (EMNLP-IJCNLP)*, pages 5100–5111, 2019.
- [36] Atousa Torabi, Niket Tandon, and Leonid Sigal. Learning language-visual embedding for movie understanding with natural-language. *arXiv preprint arXiv:1609.08124*, 2016.
- [37] Aaron Van den Oord, Yazhe Li, and Oriol Vinyals. Representation learning with contrastive predictive coding. *arXiv e-prints*, pages arXiv–1807, 2018.
- [38] Alex Jinpeng Wang, Yixiao Ge, Rui Yan, Yuying Ge, Xudong Lin, Guanyu Cai, Jianping Wu, Ying Shan, Xiaohu Qie, and Mike Zheng Shou. All in one: Exploring unified video-language pre-training. *arXiv preprint arXiv:2203.07303*, 2022.
- [39] Jinpeng Wang, Yixiao Ge, Guanyu Cai, Rui Yan, Xudong Lin, Ying Shan, Xiaohu Qie, and Mike Zheng Shou. Object-aware video-language pre-training for retrieval. In *Proceedings of the IEEE/CVF Conference on Computer Vision and Pattern Recognition*, pages 3313–3322, 2022.
- [40] Dejing Xu, Zhou Zhao, Jun Xiao, Fei Wu, Hanwang Zhang, Xiangnan He, and Yueting Zhuang. Video question answering via gradually refined attention over appearance and motion. In *Proceedings of the 25th ACM international conference on Multimedia*, pages 1645–1653, 2017.
- [41] Hu Xu, Gargi Ghosh, Po-Yao Huang, Prahal Arora, Masoumeh Aminzadeh, Christoph Feichtenhofer, Florian Metze, and Luke Zettlemoyer. Vlm: Task-agnostic video-language model pre-training for video understanding. In *Findings of the Association for Computational Linguistics: ACL-IJCNLP 2021*, pages 4227–4239, 2021.
- [42] Hu Xu, Gargi Ghosh, Po-Yao Huang, Dmytro Okhonko, Armen Aghajanyan, Florian Metze, Luke Zettlemoyer, and Christoph Feichtenhofer. Videoclip: Contrastive pre-training for zero-shot video-text understanding. In *Proceedings of the 2021 Conference on Empirical Methods in Natural Language Processing*, pages 6787–6800, 2021.
- [43] Jun Xu, Tao Mei, Ting Yao, and Yong Rui. Msr-vtt: A large video description dataset for bridging video and language. In *Proceedings of the IEEE conference on computer vision and pattern recognition*, pages 5288–5296, 2016.

- [44] Antoine Yang, Antoine Miech, Josef Sivic, Ivan Laptev, and Cordelia Schmid. Just ask: Learning to answer questions from millions of narrated videos. In *Proceedings of the IEEE/CVF International Conference on Computer Vision*, pages 1686–1697, 2021.
- [45] Jianwei Yang, Yonatan Bisk, and Jianfeng Gao. Taco: Token-aware cascade contrastive learning for video-text alignment. In *Proceedings of the IEEE/CVF International Conference on Computer Vision*, pages 11562–11572, 2021.
- [46] Youngjae Yu, Jongseok Kim, and Gunhee Kim. A joint sequence fusion model for video question answering and retrieval. In *Proceedings of the European Conference on Computer Vision (ECCV)*, pages 471–487, 2018.
- [47] Rowan Zellers, Ximing Lu, Jack Hessel, Youngjae Yu, Jae Sung Park, Jize Cao, Ali Farhadi, and Yejin Choi. Merlot: Multimodal neural script knowledge models. *Advances in Neural Information Processing Systems*, 34, 2021.
- [48] Zheng-Jun Zha, Jiawei Liu, Tianhao Yang, and Yongdong Zhang. Spatiotemporal-textual co-attention network for video question answering. *ACM Transactions on Multimedia Computing, Communications, and Applications (TOMM)*, 15(2s):1–18, 2019.
- [49] Linchao Zhu and Yi Yang. Actbert: Learning global-local video-text representations. In *Proceedings of the IEEE/CVF conference on computer vision and pattern recognition*, pages 8746–8755, 2020.

6 Appendix

6.1 Downstream tasks

We evaluate the proposed method on multiple downstream tasks, including three retrieval tasks for both zero-shot and fine-tuning settings, and eight video question answering tasks. The details of the datasets are as follows:

Text-to-Video Retrieval. (a) **MSRVTT** [43] contains 10K videos with 200K descriptions. For fine-tuning, we use the 1k-A split [46] which has 9K videos to train and 1K videos for test. (b) **DiDeMo** [1] contains 10K Flickr videos with 40K text sentences, where the test set contains 1,000 videos. We follow [16, 23] and evaluate Clover on the paragraph-to-video retrieval, where text sentences for each video are concatenated together as one text query. We do not use the ground-truth proposal for fair comparison with previous work. (c) **LSMDC** [28] consists of 118,081 video clips sourced from 202 movies. The validation set contains 7,408 clips and evaluation is done on a test set of 1,000 clips.

Video Question Answering. We conduct experiment on two kinds of video question answering tasks: multiple-choice QA and open-ended QA. Multiple-choice QA is to select the correct answer from multiple candidate answers given the question and video. Open-ended QA is to answer the question with free form answers, and we build answer candidates from the answers in the training set in each dataset.

Multiple-choice QA. (a) **TGIF-Action** [12] contains 18,428 GIF-question pairs for training and 2,274 GIF-question pairs for test, each GIF-question pair has 5 choices and one is true. (b) **TGIF-Transition** [12] contains 47,434 GIF-question pairs for training and 6,232 GIF-question pairs for test, each GIF-question pair has 5 choices and one is true. (c) **MSRVTT-MC** [46] contains 6,513 videos for training and 2990 videos for test. Each video has 5 text queries and one query is true. (d). **LSMDC-MC** [36] contains 101,079 clips, 7,408 clips and 10,054 clips for training, validation and test respectively. Each video clip has 5 text descriptions and one is true.

Open-Ended QA. (a) **TGIF-Frame** [12] contains 35,453 GIF-question pairs for training and 13,691 for test, with 1,540 answer candidates. (b) **MSRVTT-QA** [40] contains 149,075 video-question pairs for training and 72,821 for test, with 1,500 answer candidates. (c) **MSVD-QA** [40] contains 29,883 video-question pairs for training and 13,157 for test, with 1,000 answer candidates. (d) **LSMDC-FiB** [28] is a Fill-in-the-blank task. Given a video clip and a sentence with a blank in it, the model needs to predict a single correct word for the blank. The train set contains 296,960 clip-sentence pairs and the test set contains 30,349 clip-sentence pairs. The answer candidate number is 908.

Table 6: Fine-tuning hyper-parameters of different tasks. Ret is short for retrieval task.

Tasks	Fine-tuning Hyper-parameters				
	learning rate	batch size	train epochs	warmup epochs	weight decay
MSRVTT-Ret	1.2e-5	256	100	10	0.01
DiDeMo-Ret	1.2e-5	256	50	5	0.01
LSMDC-Ret	1.2e-5	256	50	5	0.01
MSRVTT-MC	1.2e-5	256	100	10	0.01
MSRVTT-QA	1.2e-5	256	20	2	0.01
LSMDC-MC	1.2e-5	128	20	2	0.01
LSMDC-FiB	1.2e-5	128	20	2	0.01
MSVD-QA	1.2e-5	128	40	4	0.01
TGIF-Action	5e-6	128	100	10	0.01
TGIF-Transition	5e-6	128	50	5	0.01
TGIF-Frame	1.2e-5	128	20	2	0.01

6.2 Details on Transferring to Downstream Tasks

For text-to-video retrieval, we use Recall at K (R@K) as the evaluation metric. For video question answering, we evaluate our Clover using accuracy. The video frame size is 224×224 during pre-training and fine-tuning. We use AdamW [26] to fine-tune Clover for each downstream task with betas of (0.9, 0.98), and we list the hyper-parameter settings for all downstream experiments in Tab. 6.

Table 7: The effects of Clover on different modalities for zero-shot retrieval and fine-tuning based video QA.

Method	MSRVTT				DiDeMo				LSMDC-MC	TGIF-Frame
	R@1	R@5	R@10	MedR	R@1	R@5	R@10	MedR	Acc	Acc
Baseline	19.8	41.7	51.1	10	22.6	47.9	58.2	7	78.8	68.9
Clover w/o T	19.8	43.0	52.7	8	24.0	47.2	58.7	6	79.3	68.9
Clover w/o V	21.1	42.5	52.3	9	23.8	47.7	59.7	6	79.0	69.0
Clover	21.5	43.4	53.3	8	24.4	50.9	61.1	5	80.1	69.5

Table 8: Effect of masking strategy.

Masking	MSRVTT-Zeroshot				TGIF-Frame
	R@1	R@5	R@10	MedR	Acc
random mask	21.1	42.5	51.5	10	68.9
whole word mask	21.3	42.4	52.8	9	69.3
semantic mask	21.5	43.4	53.3	8	69.5

Table 9: Effect of exclusive-NCE

Method	MSRVTT-Zeroshot				TGIF-Frame
	R@1	R@5	R@10	MedR	Acc
InfoNCE	20.3	41.7	52.6	9	69.2
exclusive-NCE	21.5	43.4	53.3	8	69.5

6.3 Additional experiments

The effects of Clover on different modalities. To validate the effects of our Clover on video modality and text modality, we report results of the model trained with *Clover w/o T* and *Clover w/o V* in Tab. 7. *Clover w/o T* represent removing $\langle V_e, T_m \rangle$ from tri-modal alignment task and replace L'_{TmA} in Eq. (10) with L'_V , and vice versa for *Clover w/o V*. The results show that applying Clover to either video modality or text modality brings about performance improvements, while the complete Clover performs the best.

Effect of masking strategies. Tab. 8 shows the results when employing different masking strategies. The input text is first split into tokens. For instance, the word “superman” will be split into two tokens, *i.e.*, “super” “##man”. *Random* means randomly masking partial tokens in input texts; *whole* means we randomly select partial words and mask all of the tokens of the words. Compared with random and whole word masking, the proposed semantic enhanced masking (*i.e.*, randomly masking words with rich semantics, *e.g.* noun and verb phrase) facilitates the model to capture the key semantic information and makes it achieve better results on both retrieval and video QA tasks.

Effect of exclusive-NCE. We present the results for different objective function designs for Tri-modal alignment in Tab. 9. Taking tri-modal alignment task on the masked text pair for example, one method is to use three InfoNCE objectives to operate the contrastive learning on $\langle V_e, T_e \rangle$, $\langle V_e, T_m \rangle$, $\langle V_e, M_{Tmf} \rangle$ separately and then average the results. Another one is to use our proposed exclusive-NCE objective. Compared with InfoNce, our exclusive-NCE achieves better performance, which demonstrates the effectiveness of the proposed exclusive-NCE.

6.4 More details of our training objectives.

Similar to $L_T = L_{v2t} + L_{t2v}$, we define the tri-modal alignment objective L_V w.r.t. the video modality by taking T_e as the anchor. The objective are formulated as:

$$L_{v2t_v} = - \sum_{i=1}^B \left[\log \frac{e^{s(V_e^i, T_e^i)/\tau}}{\sum_{j=1}^B e^{s(V_e^i, T_e^j)/\tau}} + \log \frac{e^{s(M_{Vf}^i, T_e^i)/\tau}}{\sum_{j=1}^B e^{s(M_{Vf}^i, T_e^j)/\tau}} \right], \quad (11)$$

$$L_{t2v_v} = - \sum_{i=1}^B \left[\log \frac{e^{s(T_e^i, V_e^i)/\tau}}{e^{s(T_e^i, V_e^i)/\tau} + Z} + \log \frac{e^{s(T_e^i, M_{Vf}^i)/\tau}}{e^{s(T_e^i, M_{Vf}^i)/\tau} + Z} \right], \quad (12)$$

$$\text{where } Z = \sum_{j \neq i}^B [e^{s(T_e^i, V_e^j)/\tau} + e^{s(T_e^i, M_{Vf}^j)/\tau}],$$

$$L_V = L_{v2t_v} + L_{t2v_v}, \quad (13)$$

where M_{Vf} is the visual part of fusion embedding M_e , specifically $M_{Vf} = \text{Avgpool}(m_{v_1}, \dots, m_{v_K})$.

In the same way, the tri-modal alignment with masked video sample objective L'_V is defined as follows:

$$L'_{v2t_v} = - \sum_{i=1}^B \left[\log \frac{e^{s(V_e^i, T_e^i)/\tau}}{\sum_{j=1}^B e^{s(V_e^i, T_e^j)/\tau}} + \log \frac{e^{s(V_m^i, T_e^i)/\tau}}{\sum_{j=1}^B e^{s(V_m^i, T_e^j)/\tau}} + \log \frac{e^{s(M_{V_{mf}}^i, T_e^i)/\tau}}{\sum_{j=1}^B e^{s(M_{V_{mf}}^i, T_e^j)/\tau}} \right], \quad (14)$$

$$L'_{t2v_v} = - \sum_{i=1}^B \left[\log \frac{e^{s(T_e^i, V_e^i)/\tau}}{e^{s(T_e^i, V_e^i)/\tau} + Z'} + \log \frac{e^{s(T_e^i, V_m^i)/\tau}}{e^{s(T_e^i, V_m^i)/\tau} + Z'} + \log \frac{e^{s(T_e^i, M_{V_{mf}}^i)/\tau}}{e^{s(T_e^i, M_{V_{mf}}^i)/\tau} + Z'} \right],$$

where $Z' = \sum_{j \neq i}^B \left[e^{s(T_e^i, V_e^j)/\tau} + e^{s(T_e^i, V_m^j)/\tau} + e^{s(T_e^i, M_{V_{mf}}^j)/\tau} \right],$

(15)

$$L'_V = L'_{v2t_v} + L'_{t2v_v}, \quad (16)$$

where $M_{V_{mf}} = \text{Avgpool}(m_{v_{m1}}, \dots, m_{v_{mK}})$.