

Model-Aware Contrastive Learning: Towards Escaping Uniformity-Tolerance Dilemma in Training

Zizheng Huang, Chao Zhang, Huaxiong Li, Bo Wang, Chunlin Chen

Nanjing University

{zizhenghuang, chaozhang}@smail.nju.edu.cn, {huaxiongli, bowangsme, clchen}@nju.edu.cn

Abstract

Instance discrimination contrastive learning (CL) has achieved significant success in learning transferable representations. A hardness-aware property related to the temperature τ of the CL loss is identified to play an essential role in automatically concentrating on hard negative samples. However, previous work also proves that there exists a uniformity-tolerance dilemma (UTD) in CL loss, which will lead to unexpected performance degradation. Specifically, a smaller temperature helps to learn separable embeddings but has less tolerance to semantically related samples, which may result in suboptimal embedding space, and vice versa. In this paper, we propose a Model-Aware Contrastive Learning (MACL) strategy to escape UTD. For the undertrained phases, there is less possibility that the high similarity region of the anchor contains latent positive samples. Thus, adopting a small temperature in these stages can impose larger penalty strength on hard negative samples to improve the discrimination of the CL model. In contrast, a larger temperature in the well-trained phases helps to explore semantic structures due to more tolerance to potential positive samples. During implementation, the temperature in MACL is designed to be adaptive to the alignment property that reflects the confidence of a CL model. Furthermore, we reexamine why contrastive learning requires a large number of negative samples in a unified gradient reduction perspective. Based on MACL and these analyses, a new CL loss is proposed in this work to improve the learned representations and training with small batch size.

Introduction

In recent years, representation learning has been greatly facilitated by deep neural networks (Bengio, Courville, and Vincent 2013; Liu et al. 2021; He et al. 2016). Self-supervised learning (SSL) is one of the most popular paradigms in the unsupervised scenario, which can learn transferable representations without depending on manual labeling (He et al. 2022; Chen and He 2021). Especially, SSL methods based on contrastive loss have highly boosted NLP, CV, and multi-modal tasks (Grill et al. 2020; Fang et al. 2020; Radford et al. 2021). These contrastive learning (CL) frameworks generally map raw data on a hypersphere embedding space, whose embedding similarity can

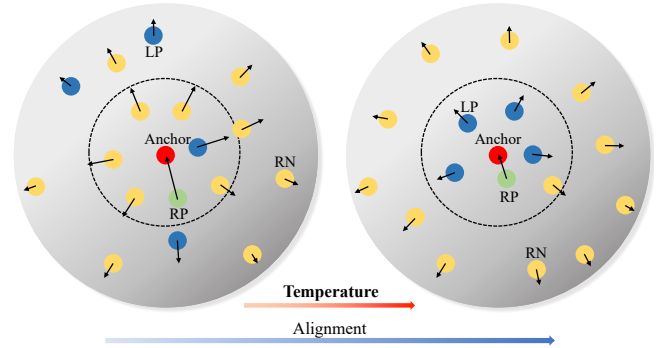


Figure 1: Model-aware contrastive learning strategy. Points in red, green, yellow, and blue color on the hypersphere denote anchor, the real positive sample (RP), real negative samples (RN), and latent positive samples (LP), respectively. Poor alignment indicates the CL model is undertrained (the left hypersphere), and a smaller temperature helps to put large penalties (longer arrows) on hard negative samples to learn separable embeddings. In contrast, the high similarity region (the dotted line circle) for a better-trained model is more possible to contain LPs. Thus, a larger temperature contributes to the tolerance for semantically related LPs.

reflect semantic relationship (Wu et al. 2018; He et al. 2020). Among diverse contrastive losses, the Softmax-based InfoNCE loss is widely adopted in various CL algorithms (Van den Oord, Li, and Vinyals 2018; Tian, Krishnan, and Isola 2020), which attempts to attract positive samples to the anchor (*e.g.* a query image) while pushing negative samples away.

Previous work has proven that InfoNCE is significant to the success of CL (Tian 2022; Wu et al. 2020). Besides, a hardness-aware property is pointed out, which implies InfoNCE loss can automatically concentrate on optimizing hard negative samples that have high similarities with the anchor (Wang and Liu 2021; Zhang et al. 2022). Particularly, the temperature parameter τ is the key factor in controlling penalty strength on hard negative samples. Wang and Liu (2021) also confirms that there exists a Uniformity-Tolerance Dilemma (UTD) that plagues contrastive learning. Specifically, with respect to the popular instance discrim-

ination task in CL, models are trained by maximizing the similarities of the anchor with its augmentations and minimizing the similarities of all the other different instances (Wu et al. 2018; Tian, Krishnan, and Isola 2020). Such CL strategy neglects the underlying semantic relationships between instances. In this context, those hard negative samples might contain latent positive samples that have the same labels with the anchor. For example, the sample from an image of a cat will be heavily pushed away from the similar cat anchor though they are semantically related. As a result of the hardness-aware property, a smaller temperature is conducive to facilitating the uniformity of the hypersphere embedding space (Wang and Isola 2020), but ignores potential semantically similar samples due to excessive penalties on hard negative samples, *i.e.* less tolerant to latent positive pairs. In contrast, larger temperature parameters are beneficial for exploring potential semantic structures, while harmful to learning informative separable features for the reason of inadequate penalty strength, *i.e.* too much tolerance.

This work mainly focuses on addressing the uniformity-tolerance dilemma of InfoNCE, which is still an open problem in contrastive learning. A training-adaptive temperature is a key to alleviating the UTD. We evaluate the feature quality and confirm that the semantic sensitivity of CL models is asymptotical along with training iterations. Such semantic sensitivity reveals the capability of models for capturing underlying semantic structures. Specifically, its semantic sensitivity is underperforming for a poorly trained instance discrimination CL model. In this case, a smaller temperature parameter does help to improve alignment and uniformity of the embedding hypersphere space (Wang and Isola 2020). In contrast, the well-trained one is much better in terms of semantic sensitivity, in which a larger temperature contributes to mining latent semantic relationships with more tolerance. For the reason that the alignment present in (Wang and Isola 2020) exactly is a metric for semantic correlations of positive pairs but also can reflect the prior expectation of instance discrimination tasks, we propose a model-aware temperature strategy based on alignment to solve the UTD problem. This strategy is illustrated in Fig. 1. On the other hand, we identify the importance of negative sample size and temperature in a unified perspective of improving gradient reduction. With these exploration and Model-Aware Contrastive Learning (MACL) strategy, we design a contrastive loss to enable CL model training with a small-size batch and learn high-quality representations.

Overall, the main contributions of our proposed MACL are summarized as follows:

- Recognizing that the semantic sensitivity of CL models varies with the training process, we propose a model-aware temperature strategy for InfoNCE type loss in CL methods. The temperature parameter of MACL is adaptive to the feature alignment metric to automatically adjust the tolerance for hard negative samples to alleviate the UTD problem.
- A unified analysis for gradient reduction related to negative sample size and temperature is provided in this paper. Moreover, we devise a novel contrastive loss,

which can help explore potential semantic structures and learn higher quality representations. Additionally, with the help of a redesigning anchor-wise weighting, the new contrastive loss can achieve resource-friendly training with a small-size batch.

- Experiments and analysis on some vision benchmarks with various InfoNCE type loss demonstrate that the effectiveness of the new contrastive loss and the proposed MACL does help improve the learned embeddings.

Related Work

Self-supervised learning has achieved significant success over the past years, which can provide robust and semantically meaningful representations for downstream tasks, *e.g.* classification, object detection, segmentation, etc (Liu et al. 2021; Radford et al. 2021; Zbontar et al. 2021; He et al. 2017). Without any annotated information, various pretext tasks are exploited in SSL to train the models and improve the embedding space. For example, predicting rotation (Komodakis and Gidaris 2018), solving jigsaw puzzles (Noroozi and Favaro 2016), and image inpainting (Pathak et al. 2016) are proposed in early work to learn inherent features using internal structures of data. More recently, the instance discrimination task combined with contrastive loss has achieved state-of-the-art among these pretext tasks, and even exhibited competitive performance to supervised methods (Chen et al. 2020a; He et al. 2020).

Contrastive Self-Supervised Learning

Contrastive instance discrimination originates from (Wu et al. 2018), which treats instance-wise self-supervision as the extreme of class-wise supervised scenario, *i.e.* each instance is viewed as a single class (Dosovitskiy et al. 2014). Inspired by its success, a significant amount of CL methods have been proposed, whose core idea is to learn instance-invariant representations (Ye et al. 2019). Specifically, positive pairs are composed of different augmentations or views of the same instance, and negative samples are from other distinct instances. The rational assumption behind is that maximizing similarities of the positive pairs and minimizing negative similarities can equip models with discrimination, and embed useful knowledge into representations. To construct the negative sampling appropriately, Wu et al. (2018) proposes a memory bank to store vectors from instances. Moco family (He et al. 2020; Chen et al. 2020b; Chen, Xie, and He 2021) adopts a queue structure and a momentum encoder for the consistency of negative samples. On the other hand, without additional parts for negative samples specifically, some methods explore negative sampling within a large mini-batch, *e.g.* SimCLR (Chen et al. 2020a). Besides, non-contrastive BYOL (Grill et al. 2020) and SimSiam (Chen and He 2021) are new explorations without using negative samples, but extra prediction heads and carefully designed asymmetric architecture are necessary for avoiding model collapse. Contrastive Learning is still the mainstream paradigm in SSL, which is widely studied in a variety of modalities.

Properties of Contrastive Loss

To understand the success of CL methods, previous work has attempted to explore important properties of contrastive loss from different perspectives. InfoNCE loss is a contrastive loss based on Noise-Contrastive Estimation, which is constructed by CPC (Van den Oord, Li, and Vinyals 2018) and CMC (Tian, Krishnan, and Isola 2020) to maximize the mutual information of features from the same instances. Similarly, Wu et al. (2020) shows that the CL loss maximizes a lower bound on the mutual information between different views. Besides, some work focus on the positive and negative pairwise similarity in InfoNCE. For example, Wang and Isola (2020) attributes the effectiveness of InfoNCE to the asymptotical alignment and uniformity properties of features on hypersphere in training. Following this, Wang and Liu (2021) has proven that the temperature parameter plays an essential role in controlling the penalty strength on negative samples, which is related to the hardness-aware property and a uniformity-tolerance dilemma of InfoNCE. Tian (2022) also comes to a similar conclusion in a coordinate-wise optimization view and terms this property as pairwise importance. Furthermore, Zhang et al. (2022) extends the hardness-aware property anchor-wise and utilizes an extra bigger temperature for anchors in a batch to train with fewer negative samples. Also with the goal of reducing the training batch size, DCL (Yeh et al. 2021) removes the positive similarity in the InfoNCE denominator to address a negative-positive-coupling effect. All the above studies exploit contrastive losses with fixed temperature parameters, which lead to UTD and performance degradation of CL. In contrast, our work mainly concentrates on alleviating UTD and designs a model-aware CL loss with an adaptive temperature parameter.

Background

In this section, we briefly introduce some necessary concepts related to this work and list some notations used in the following parts.

Contrastive Loss

Let $\mathcal{X} = \{x_1, \dots, x_N\}$ denote the unlabeled training dataset. Also given encoders f and g , instance x_i is mapped to a query $f_i = f(x_i)$ and a corresponding key $g_i = g(x_i)$ on hypersphere, respectively, and vice versa. g maybe a weight-shared network of f or a momentum-updated encoder. Assume that the query (anchor) set and key set are denoted by $F = \{f_1, f_2, \dots\}$ and $G = \{g_1, g_2, \dots\}$, respectively. Then, the InfoNCE loss can be formulated as follows:

$$\mathcal{L}_{f_i} = -\log \frac{\exp(f_i \cdot g_i / \tau)}{\exp(f_i \cdot g_i / \tau) + \sum_{j=1}^K \exp(f_i \cdot g_j / \tau)}, \quad (1)$$

where $\{f_i, g_i\}$ is the positive pair of the i -th instance, and g_j denotes negative samples from distinct instances.

Hardness-aware Property

Previous work identifies the significant hardness-aware property from the perspective of gradient analysis. For convenience, suppose that $P_{i,j}$ indicates the probability of x_i

being recognized as x_j , which is described as follows:

$$P_{i,j} = \frac{\exp(f_i \cdot g_j / \tau)}{\exp(f_i \cdot g_i / \tau) + \sum_{r=1}^K \exp(f_i \cdot g_r / \tau)}. \quad (2)$$

Then, the gradient with respect to a query f_i can be formulated as follows:

$$\frac{\partial \mathcal{L}_{f_i}}{\partial f_i} = -\frac{1}{\tau} \left(\sum_{j=1}^K P_{i,j} \right) \left(g_i - \sum_{j=1}^K \hat{P}_{i,j} \cdot g_j \right), \quad (3)$$

where $\hat{P}_{i,j} = P_{i,j} / \sum_{r=1}^K P_{i,r}$, and the detailed description is as follows:

$$\hat{P}_{i,j} = \frac{\exp(f_i \cdot g_j / \tau)}{\sum_{r=1}^K \exp(f_i \cdot g_r / \tau)}, \quad i \neq j \quad (4)$$

On the one hand, $\hat{P}_{i,j}$ indicates an intra-anchor hardness-aware property (named pairwise importance in (Tian 2022)). It implies that InfoNCE automatically puts larger penalty weights on the hard negative keys, which are more similar to the anchor sample f_i (Wang and Liu 2021). On the other hand, the sum item $\sum_{j=1}^K P_{i,j}$ is a gradient scaling factor and a variable for different queries. As a result, an inter-anchor hardness-aware property is also identified (Zhang et al. 2022).

Uniformity-Tolerance Dilemma

Alignment and Uniformity Wang and Isola (2020) points out that contrastive loss asymptotically optimizes two important properties in the training process, *i.e.* alignment and uniformity, which are defined as follows:

$$A = \mathbb{E}_{x \sim \mathcal{D}} [\|f(x) - g(x)\|_2^\gamma],$$

$$U = \log \mathbb{E}_{x, y \sim \mathcal{D}} \left[e^{-t \|f(x) - g(y)\|_2^2} \right], \quad (5)$$

where $\gamma > 0$ and $t > 0$ are fixed parameters. The asymptotical alignment in training encourages positive representations to be closer, while optimization for uniformity enforces the negative features more separated around the anchor on hypersphere embedding space. Therefore, the above measures can reflect that the objective of CL is to learn view-invariant and instance-discriminative representations.

Tolerance for Latent Positive Samples Contrastive loss attempts to push all negative samples away, but ignores the underlying semantic structures. For this reason, Wang and Liu (2021) construct a tolerance measure to explore the local distribution of negative keys, which can be described as follows:

$$T = \mathbb{E}_{x, y \sim \mathcal{D}} [(f(x) \cdot g(y)) I_{l(x)=l(y)}], \quad (6)$$

where $l(x)$ denotes the supervised label of instance x . Indicator function $I_{l(x)=l(y)}$ returns 1 for latent positive pairs, *i.e.*, $l(x) = l(y)$, and has a value of 0 for true negative samples, *i.e.*, $l(x) \neq l(y)$.

UTD Caused by Temperature Work (Wang and Liu 2021) stresses that the penalty weights distribution (gradient ratio) on negative sample x_j formulated by Eq. (4) is controlled by the temperature parameter.

- As τ decreases, the shape of $\hat{P}_{i,j}$ becomes sharper. This implies that a smaller temperature causes larger penalties on the high similarity region, which encourages the uniformity of embeddings but has less tolerance for potentially positive samples.
- CL loss with a larger temperature makes the shape of $\hat{P}_{i,j}$ flatter, then tends to give all negative samples the same magnitude of penalties. In this case, the optimization process is more tolerant to latent positive samples while concentrating less on uniformity.

As we hope to improve both uniformity and tolerance for CL models, there exists a uniformity-tolerance dilemma (Wang and Liu 2021), which leads to suboptimal embedding space and performance degradation of downstream tasks. Considering this dilemma is closely related to a fixed temperature, we exploit an adaptive temperature for contrastive learning to alleviate it.

Model-Aware Contrastive Learning

Asymptotical Semantic Sensitivity

The uniformity-tolerance dilemma is rooted in the unsupervised instance discrimination task, in which the underlying semantic structures cannot be preserved in an explicit way. As mentioned above, potential positive keys may also be contained in those hard negative samples. Therefore, strongly pushing all hard negative samples away during the whole training process is harmful to learning an optimal embedding space. To evaluate the local density of semantically related samples, Wang and Liu (2021) utilizes the tolerance as a measure. However, the tolerance formulated as Eq. (6) cannot describe the semantic relationship comprehensively. For example, mapping all the instances into the same feature on hypersphere will maximize the tolerance, but the feature quantity is bad.

Intuitively, with a proper training strategy, the structure of embedding space can gradually reflect the semantic relationship, which is a main goal of representation learning. In another sense, the semantic sensitivity of a CL model is asymptotical. To explore the semantic structures of learned representations, we construct a semantic sensitivity measure using the supervised similarity, which is formulated as:

$$S = \mathbb{E}_{x,y \sim \mathcal{D}} \left[e^{-\|H_{x,y} - f(x) \cdot g(y)\|_2^2} \right], \quad (7)$$

where $H_{x,y} = 2[l(x) \cdot l(y)] - 1$ is the semantic similarity provided by supervised labels that are in a one-hot vector form. In this case, $H_{x,y} = 1$ if instances x and y belong to the same semantic class, and $H_{x,y} = -1$ when $l(x) \neq l(y)$. On the other hand, for the semantic structures of the learned representations, we hope the similarities of latent positive pairs are larger, while that on negative pairs are small enough to facilitate the discrimination. As the dot product operation on the hypersphere is equal to the cosine similarity, then

$f(x) \cdot g(y) = \cos(f(x), g(y))$ has the minimum value of 1 and maximum value of -1. Therefore, the semantic sensitivity formulated in Eq. (7) can measure the semantic structures captured by a CL model.

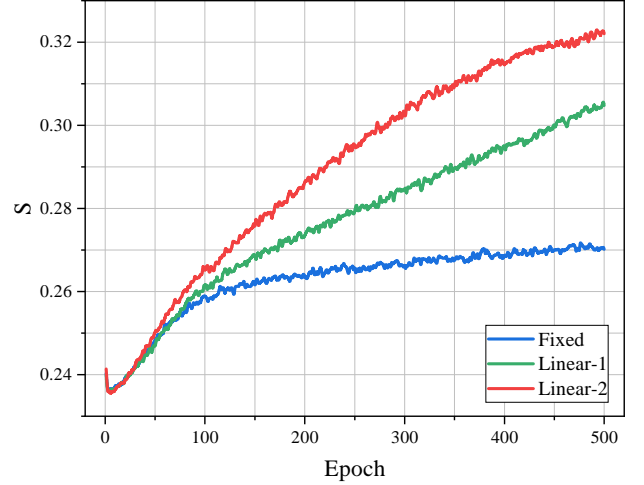


Figure 2: Semantic sensitivity during training. The blue curve indicates the baseline with a fixed temperature parameter $\tau = 0.07$. The green curve is trained with a Linearly varying temperature, *i.e.* $\tau = 0.07 + (1.4e - 4) \times epoch$. The setting on the red one is $\tau = 0.07 + (2.8e - 4) \times epoch$. These experiments are implemented on CIFAR10 with SimCLR (Chen et al. 2020a). Detailed settings are listed in Experiment section.

From Fig. 2, we have the following observations. The semantic sensitivity of a contrastive model is indeed asymptotical during training, which also indicates that its confidence for capturing latent positive pairs is gradually improved. Nevertheless, as the analysis of UTD provided in the former part, a fixed temperature leads to suboptimal representations. Thus, the CL models that are trained with a linearly varying temperature parameter have higher semantic sensitivity along with training iterations. The accuracy

Table 1: Top-1 test accuracy of fixed and linearly varying temperature strategy. $k=200$ in KNN evaluation, and LE represents evaluation with training a linear classifier.

| Strategy | Fixed | Linear-1 | Linear-2 |
|----------|-------|----------|----------|
| KNN (%) | 78.70 | 85.46 | 87.06 |
| LE (%) | 82.03 | 87.38 | 88.75 |

metric results listed in Table 1 also show the correctness of the changeable temperature strategy. Moreover, the test performance on KNN classification with the linearly varying temperature is significantly much better than the fixed one, which also indicates its effectiveness for improving semantic structures.

Adaptive Temperature

Changeable Temperature From the above analysis, contrastive loss with a changeable temperature can deal with UTD better for distinct penalty strengths on hard negative samples along with training. More specifically, in the early stage, the CL model has less confidence to discriminate instances. As a result, there is a lower probability that the high similarity region contains latent positive samples. In this case, a small temperature helps to put large penalties on hard negative samples, which can improve the uniformity of the embedding space. In the later stage, the CL model has more confidence in recognizing semantically similar pairs. Excessively pushing away all the hard negative samples that share similar representations is not beneficial for exploring semantic relations. Therefore, a larger temperature can be adopted to encourage tolerance.

Adaptive to Alignment Though the linearly varying temperature can alleviate UTD to some extent, it is still a heuristic approach. For the reason that the semantic sensitivity of a CL model is not linearly varying or even a function of the training epoch, a more reasonable temperature adjustment strategy is urgently needed to be investigated.

What motivates us is the alignment property of the embedding space in training, which is one of the most significant prior assumptions in contrastive learning. There are no supervised labels available, so it is impossible for SSL to explicitly construct semantic guidance. Instead, different views of the same instance are used for self-supervised training. Alignment implies the awareness of view-invariance of a CL model, which is the base of semantic sensitivity. Therefore, we develop a temperature adaptive strategy based on alignment for contrastive loss. The strategy is formulated as follows:

$$\tau_a = \tau_0 \times \alpha^{\mathbb{E}[f_i \cdot g_i]}, \quad (8)$$

where α is the base value of the scaling factor, and $\alpha > 1$. On a hypersphere, $\mathbb{E}[f_i \cdot g_i] = (2 - A)/2$, and $f_i \cdot g_i \in [-1, 1]$, then $\tau_a \in [\tau_0/\alpha, \tau_0\alpha]$. Besides, another alignment linearly adapted variant can be described as:

$$\tau_b = \tau_0 + \beta\tau_0 \times \mathbb{E}[f_i \cdot g_i], \quad (9)$$

where β is a scaling factor. We can have the following observations:

- Eq. (8) and (9) show that our strategy enables the temperature parameter adaptive to the alignment property of the CL models during training to escape the uniformity-tolerance dilemma. Specifically, a smaller temperature works when the model is lacking training by aligning positive pairs and heavily penalizing those hard negative samples. For the better-trained states, the improved alignment indicates that the CL model is more discriminative for samples. Naturally, larger temperature parameters can relax the penalty strength on the high similarity region, within which there is more possible to exist latent positive samples.
- The proposed temperature strategy is a fine-grained adjusting method. As CL models are trained by sampling mini-batches, $\mathbb{E}[f_i \cdot g_i]$ can be estimated within a batch

to adjust the temperature based on the model confidence promptly. Compared with the linearly varying one that simply increases by iterations, this adaptive strategy is more online. For this reason, the proposed method is also named as Model-Aware Contrastive Learning (MACL) strategy.

Model-Aware Contrastive Loss

With MACL strategy, InfoNCE loss can be reformulated as:

$$\mathcal{L}'_{f_i} = -\log \frac{\exp[f_i \cdot g_i / \text{sg}(\tau')]}{\exp[f_i \cdot g_i / \text{sg}(\tau')] + \sum_{j=1}^K \exp[f_i \cdot g_j / \text{sg}(\tau')]}, \quad (10)$$

where τ' is the adaptive temperature parameter τ_a or τ_b . $\text{sg}(\cdot)$ is the stop gradient operation for preventing gradient back propagation on temperature τ_a to maintain the basic assumptions for InfoNCE.

The improved InfoNCE loss can help to escape UTD. However, CL models are typically trained with a large number of negative samples to achieve great performance, which is not computing resource friendly. Some previous work try to address this problem by modifying InfoNCE loss but each has its own opinion (Yeh et al. 2021; Zhang et al. 2022; Chen et al. 2021). In this section, we provide a unified analysis for the issue in a gradient reduction view. Besides, we propose a new CL loss based on these analyses and MACL strategy, which can not only learn better representations but also help to train with small batch size.

Gradient Reduction Caused by the Sum Item The sum item $W_i = \sum_{j=1}^K P_{i,j}$ in Eq. (2) also can be described as:

$$W_i = 1 - \frac{\exp(f_i \cdot g_i / \tau)}{\exp(f_i \cdot g_i / \tau) + \sum_{j=1}^K \exp(f_i \cdot g_j / \tau)}. \quad (11)$$

Yeh et al. (2021) points out that this item has small values for those easy positive pairs with high similarities, which will reduce the gradient in Eq. (2). The gradient reduction problem will hinder the model learning, especially for low-precision floating-point training. Furthermore, K denotes the number of negative samples used in training, which also plays a significant role in scaling the gradient magnitude. Specifically, for an easy positive pair, a small K leads to a significant gradient reduction if the similarities of the negative pairs are lower. This is the rationale behind that the state-of-the-art CL models are often trained with a large amount of negative samples, which is formulated as:

$$\lim_{K \rightarrow +\infty} W_i = 1. \quad (12)$$

From another aspect, W_i monotonically changes with respect to τ when given an anchor f_i and the corresponding key set G . The monotonicity is determined by the similarities distribution of samples (the proof is in the appendix). Furthermore, since the dot product operation on the hypersphere is bounded, i.e. $f_i \cdot g_j \in [-1, 1]$, W_i is bounded. The property can be described as:

$$\lim_{\tau \rightarrow +\infty} W_i = 1 - \frac{1}{1 + K} = \frac{K}{1 + K}. \quad (13)$$

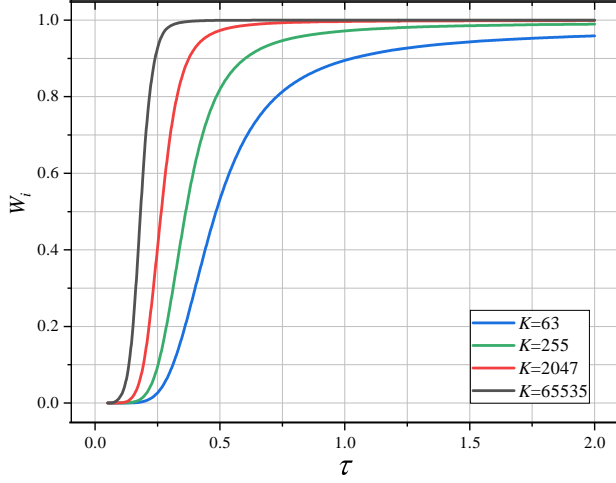


Figure 3: Effect of the temperature parameter τ on the gradient scaling factor W_i .

This implies the shape of the sum item tends to become flat as temperature increases. We present an extreme example in Fig. 3, in which the similarities of the positive pair and negative pairs are set as 1 and -1, respectively. The results show that the gradient reduction problem can be addressed by increasing the number of negative keys or increasing the temperature. More specifically, sampling more negative keys can increase the accumulation of the exponential similarities then inhibit W_i too small. In another case, adopting a larger separate temperature makes W_i approach its bound then also improves the gradient reduction issue. This is the real reason why DCL (Yeh et al. 2021), FlatNCE (Chen et al. 2021), and dual temperature strategy (Zhang et al. 2022) works.

Reweighting Contrastive Loss with Alignment Inspired by the reweighting method in (Zhang et al. 2022), we design a new CL loss to address the gradient reduction issue but need no additional temperature parameter, which is formulated as follows:

$$\mathcal{L}_{f_i}^{MA} = -\text{sg}\left(\frac{1}{W_i}\right) \log \frac{\exp[f_i \cdot g_i / \text{sg}(\tau')]}{\sum_{j=1}^N \exp[f_i \cdot g_j / \text{sg}(\tau')]}, \quad (14)$$

where $N = K + 1$ denotes the size of the key set containing the positive key and all the negative keys. Zhang et al. (2022) claims that reducing the inter-anchor hardness-aware property caused by W_i can boost the performance of CL models, an additional sufficiently large temperature is the key point. We identify the importance of temperature with Eq. (13). Therefore, we replace the W_i item in Eq. (3) with 1 directly, which can eliminate the inter-anchor hardness-awareness and the trouble of gradient reduction. It is worth noting that the CL loss formulated in Eq. (14) reweights InfoNCE with a scalar but does not modify the computational graph, which is different from DCL (Yeh et al. 2021).

Experiment

Implementation Setup

Pretraining We perform experiments on CIFAR10, CIFAR100 (Krizhevsky, Hinton et al. 2009), and STL10 (Coates, Ng, and Lee 2011). In the pretraining stage, following settings in DCL (Yeh et al. 2021) and CLD (Wang, Liu, and Yu 2021), the unlabeled images of STL10 are also used. We adopt a Pytorch version SimCLR (Chen et al. 2020a) as the basic contrastive framework. Following Chen et al. (2020a), to extract appropriate features, a modified Resnet18 (He et al. 2016) is utilized as the backbone for these lower-resolution datasets. Specifically, we change the kernel size of the first convolution to 3×3 and remove the first max pooling module. For a fair comparison, we use four types of augmentations for pretraining: random cropping and re-sizing, random color jittering, random horizontal flip, and random gray scale conversion (Yeh et al. 2021; Wang and Liu 2021). The LARS optimizer in SimCLR is replaced by Adam with a fixed learning rate of $1e-3$ and weight decay is $1e-6$. We set the batch size to 256 and train the CL model for 200 epochs. The temperature τ_0 is set to 0.1. α and β are 2 and 0.5, respectively.

Evaluation Both linear evaluation (LE) and KNN ($k=200$) top-1 accuracy are reported. For linear evaluation, the trained CL models are evaluated by fine-tuning a linear classifier on the top of frozen backbones. Specifically, the linear layer is trained for 100 epochs in the classification task. Besides, the semantic sensitivity metric is also considered for models. We utilize an SGD optimizer by setting the learning rate to 0.02, momentum to 0.9, and weight decay to 0.

Baselines We compare our MACL formulated in Eq. (14) with ordinary InfoNCE, DCL (Yeh et al. 2021), and Dual temperature strategy (Zhang et al. 2022). MACL-a and MACL-b are variants using τ_a and τ_b , respectively. For a fair comparison, all the experiments are always implemented under the same setup except for specified variants.

Results and Analysis

Varying τ_0 on STL10 To verify the effectiveness of MACL strategy for temperature parameters, experiments on STL10 with a range of initial temperature τ_0 are performed. From the results reported in the left part of Table 2, we have some conclusions. (1) MACL has the best performance with $\tau_0 = 0.1$ among models. (2) All of the listed methods trained with very small or very large temperatures get worse accuracy due to UTD.

Varying Mini-batch Size on CIFAR10 As mentioned in the former part, addressing the gradient reduction problem and training with a smaller mini-batch size is another important goal. We experiment with a range of mini-batch sizes on CIFAR10 to evaluate the proposed CL loss. As shown in the right part of Table 2, these results exhibit the superiority of the proposed method. The MACL achieve the best performance over different mini-batch size. Besides, the largest batch size does not play a positive role for all listed methods.

Table 2: Results of different τ_0 on STL10 and different mini-batch sizes on CIFAR10.

| | | Temperature | | | | | | Batch size | | | | |
|---------|--------|--------------|-------|--------------|-------|-------|-------|--------------|--------------|-------|-------|-------|
| Loss | Metric | 0.07 | 0.1 | 0.15 | 0.2 | 0.3 | 0.5 | 64 | 128 | 256 | 512 | 1024 |
| InfoNCE | LE(%) | 77.90 | 81.00 | 81.75 | 81.26 | 79.85 | 76.98 | 81.61 | 82.77 | 83.64 | 83.74 | 83.60 |
| | KNN(%) | 75.83 | 77.53 | 79.75 | 78.79 | 78.71 | 76.84 | 77.35 | 79.01 | 80.28 | 80.72 | 81.35 |
| | S | 0.274 | 0.297 | 0.316 | 0.320 | 0.316 | 0.308 | 0.279 | 0.280 | 0.278 | 0.273 | 0.268 |
| DCL | LE(%) | 80.04 | 80.30 | 81.64 | 80.95 | 80.69 | 79.88 | 86.28 | 86.04 | 86.29 | 85.78 | 85.09 |
| | KNN(%) | 78.15 | 78.41 | 78.75 | 78.91 | 78.75 | 77.09 | 84.59 | 84.64 | 83.86 | 83.19 | 82.47 |
| | S | 0.308 | 0.315 | 0.320 | 0.320 | 0.317 | 0.312 | 0.330 | 0.318 | 0.309 | 0.300 | 0.289 |
| Dual | LE(%) | 79.21 | 80.94 | 81.78 | 80.96 | 80.60 | 80.09 | 86.32 | 86.40 | 85.86 | 85.72 | 85.00 |
| | KNN(%) | 78.20 | 78.74 | 79.84 | 78.51 | 78.08 | 77.64 | 84.40 | 84.69 | 83.87 | 83.50 | 82.53 |
| | S | 0.311 | 0.319 | 0.321 | 0.321 | 0.318 | 0.312 | 0.328 | 0.319 | 0.310 | 0.298 | 0.283 |
| MACL-a | LE(%) | 81.36 | 82.68 | 81.38 | 79.53 | 79.53 | 76.60 | 86.73 | 87.57 | 87.37 | 86.92 | 86.55 |
| | KNN(%) | 80.94 | 80.13 | 79.06 | 78.80 | 77.01 | 74.86 | 85.04 | 85.67 | 85.52 | 84.96 | 84.40 |
| | S | 0.319 | 0.320 | 0.321 | 0.318 | 0.312 | 0.307 | 0.330 | 0.323 | 0.319 | 0.313 | 0.306 |
| MACL-b | LE(%) | 81.21 | 82.16 | 82.90 | 80.06 | 81.16 | 77.46 | 87.11 | 87.41 | 87.27 | 86.78 | 86.00 |
| | KNN(%) | 80.80 | 79.81 | 79.70 | 79.24 | 78.03 | 76.20 | 84.96 | 84.85 | 85.32 | 84.9 | 83.68 |
| | S | 0.320 | 0.319 | 0.319 | 0.318 | 0.313 | 0.311 | 0.330 | 0.323 | 0.316 | 0.308 | 0.300 |

Varying Epochs on CIFAR100 Results exhibited in Table 3 verify the superiority of our MACL on CIFAR100 over different iterations. The optimal results are generated from MACL trained for 500 epochs.

Table 3: Results of different loss on CIFAR100.

| Epoch | | 100 | 200 | 300 | 500 |
|---------|--------|-------|-------|-------|--------------|
| InfoNCE | LE(%) | 55.04 | 58.33 | 60.58 | 62.59 |
| | KNN(%) | 46.32 | 50.74 | 54.10 | 56.27 |
| | S | 0.208 | 0.240 | 0.253 | 0.264 |
| DCL | LE(%) | 57.68 | 59.61 | 61.16 | 63.14 |
| | KNN(%) | 50.91 | 54.68 | 56.74 | 59.17 |
| | S | 0.255 | 0.281 | 0.293 | 0.303 |
| Dual | LE(%) | 57.46 | 60.34 | 61.18 | 63.20 |
| | KNN(%) | 50.61 | 55.20 | 57.21 | 59.19 |
| | S | 0.254 | 0.281 | 0.292 | 0.306 |
| MACL-a | LE(%) | 57.73 | 60.81 | 62.05 | 63.22 |
| | KNN(%) | 51.09 | 55.70 | 57.64 | 59.67 |
| | S | 0.265 | 0.291 | 0.304 | 0.314 |
| MACL-b | LE(%) | 57.84 | 60.69 | 62.07 | 63.71 |
| | KNN(%) | 50.94 | 55.99 | 57.50 | 59.87 |
| | S | 0.263 | 0.290 | 0.301 | 0.312 |

Impact of Anchor-wise Hardness-awareness Intuitively, inter-anchor hardness-awareness (Zhang et al. 2022) put more weight on those hard anchors, which may also be a facilitating property. We identify the impact by replacing $\text{sg}(1/W_i)$ with another reweighting method $\text{sg}(W'/W_i)$

denoted as MACL-w. W' is described as:

$$W' = 2 - f_i \cdot g_i, \quad (15)$$

which alleviates the gradient reduction problem but retains the inter-anchor hardness-aware property. From the results in Table 4, however, we observe that MACL-w has no significant positive effect compared with MACL-a under the same settings.

Table 4: Results of different reweighting methods.

| Dataset | | CIFAR10 | CIFAR100 | STL10 |
|---------|--------|---------|----------|-------|
| MACL-a | LE(%) | 87.37 | 60.81 | 82.68 |
| | KNN(%) | 85.52 | 55.70 | 80.13 |
| | S | 0.319 | 0.291 | 0.320 |
| MACL-c | LE(%) | 86.34 | 59.64 | 81.71 |
| | KNN(%) | 84.90 | 54.87 | 80.53 |
| | S | 0.312 | 0.285 | 0.313 |

Conclusion

In this work, we propose a Model-Aware Contrastive Learning (MACL) strategy to alleviate the uniformity-tolerance dilemma. Recognizing the asymptotical semantic sensitivity in training, an alignment-adaptive temperature is designed to improve the learned embedding space. Besides, we identify the importance of large mini-batch size and the temperature parameter in contrastive learning by analyzing gradient reduction. A new contrastive loss is proposed based on these analyses and MACL strategy. Experiment results on different datasets verify the effectiveness of our MACL loss. Besides, we also hope this work can bring some inspiration to researchers in exploring the negative impact of the inter-anchor hardness-aware property.

References

- Bengio, Y.; Courville, A.; and Vincent, P. 2013. Representation learning: A review and new perspectives. *IEEE transactions on pattern analysis and machine intelligence*, 35(8): 1798–1828.
- Chen, J.; Gan, Z.; Li, X.; Guo, Q.; Chen, L.; Gao, S.; Chung, T.; Xu, Y.; Zeng, B.; Lu, W.; et al. 2021. Simpler, faster, stronger: Breaking the log-k curse on contrastive learners with flatnce. *arXiv preprint arXiv:2107.01152*.
- Chen, T.; Kornblith, S.; Norouzi, M.; and Hinton, G. 2020a. A simple framework for contrastive learning of visual representations. In *International conference on machine learning*, 1597–1607. PMLR.
- Chen, X.; Fan, H.; Girshick, R.; and He, K. 2020b. Improved baselines with momentum contrastive learning. *arXiv preprint arXiv:2003.04297*.
- Chen, X.; and He, K. 2021. Exploring simple siamese representation learning. In *Proceedings of the IEEE/CVF Conference on Computer Vision and Pattern Recognition*, 15750–15758.
- Chen, X.; Xie, S.; and He, K. 2021. An empirical study of training self-supervised visual transformers. *arXiv e-prints*, arXiv–2104.
- Coates, A.; Ng, A.; and Lee, H. 2011. An analysis of single-layer networks in unsupervised feature learning. In *Proceedings of the fourteenth international conference on artificial intelligence and statistics*, 215–223. JMLR Workshop and Conference Proceedings.
- Dosovitskiy, A.; Springenberg, J. T.; Riedmiller, M.; and Brox, T. 2014. Discriminative unsupervised feature learning with convolutional neural networks. *Advances in neural information processing systems*, 27.
- Fang, H.; Wang, S.; Zhou, M.; Ding, J.; and Xie, P. 2020. Cert: Contrastive self-supervised learning for language understanding. *arXiv preprint arXiv:2005.12766*.
- Grill, J.-B.; Strub, F.; Altché, F.; Tallec, C.; Richemond, P.; Buchatskaya, E.; Doersch, C.; Avila Pires, B.; Guo, Z.; Gheshlaghi Azar, M.; et al. 2020. Bootstrap your own latent—a new approach to self-supervised learning. *Advances in Neural Information Processing Systems*, 33: 21271–21284.
- He, K.; Chen, X.; Xie, S.; Li, Y.; Dollár, P.; and Girshick, R. 2022. Masked autoencoders are scalable vision learners. In *Proceedings of the IEEE/CVF Conference on Computer Vision and Pattern Recognition*, 16000–16009.
- He, K.; Fan, H.; Wu, Y.; Xie, S.; and Girshick, R. 2020. Momentum contrast for unsupervised visual representation learning. In *Proceedings of the IEEE/CVF conference on computer vision and pattern recognition*, 9729–9738.
- He, K.; Gkioxari, G.; Dollár, P.; and Girshick, R. 2017. Mask r-cnn. In *Proceedings of the IEEE international conference on computer vision*, 2961–2969.
- He, K.; Zhang, X.; Ren, S.; and Sun, J. 2016. Deep residual learning for image recognition. In *Proceedings of the IEEE conference on computer vision and pattern recognition*, 770–778.
- Komodakis, N.; and Gidaris, S. 2018. Unsupervised representation learning by predicting image rotations. In *International Conference on Learning Representations (ICLR)*.
- Krizhevsky, A.; Hinton, G.; et al. 2009. Learning multiple layers of features from tiny images.
- Liu, Z.; Lin, Y.; Cao, Y.; Hu, H.; Wei, Y.; Zhang, Z.; Lin, S.; and Guo, B. 2021. Swin transformer: Hierarchical vision transformer using shifted windows. In *Proceedings of the IEEE/CVF International Conference on Computer Vision*, 10012–10022.
- Noroozi, M.; and Favaro, P. 2016. Unsupervised learning of visual representations by solving jigsaw puzzles. In *European conference on computer vision*, 69–84. Springer.
- Pathak, D.; Krahenbuhl, P.; Donahue, J.; Darrell, T.; and Efros, A. A. 2016. Context encoders: Feature learning by inpainting. In *Proceedings of the IEEE conference on computer vision and pattern recognition*, 2536–2544.
- Radford, A.; Kim, J. W.; Hallacy, C.; Ramesh, A.; Goh, G.; Agarwal, S.; Sastry, G.; Askell, A.; Mishkin, P.; Clark, J.; et al. 2021. Learning transferable visual models from natural language supervision. In *International Conference on Machine Learning*, 8748–8763. PMLR.
- Tian, Y. 2022. Deep contrastive learning is provably (almost) principal component analysis. *arXiv preprint arXiv:2201.12680*.
- Tian, Y.; Krishnan, D.; and Isola, P. 2020. Contrastive multiview coding. In *European conference on computer vision*, 776–794. Springer.
- Van den Oord, A.; Li, Y.; and Vinyals, O. 2018. Representation learning with contrastive predictive coding. *arXiv e-prints*, arXiv–1807.
- Wang, F.; and Liu, H. 2021. Understanding the behaviour of contrastive loss. In *Proceedings of the IEEE/CVF conference on computer vision and pattern recognition*, 2495–2504.
- Wang, T.; and Isola, P. 2020. Understanding contrastive representation learning through alignment and uniformity on the hypersphere. In *International Conference on Machine Learning*, 9929–9939. PMLR.
- Wang, X.; Liu, Z.; and Yu, S. X. 2021. Unsupervised feature learning by cross-level instance-group discrimination. In *Proceedings of the IEEE/CVF Conference on Computer Vision and Pattern Recognition*, 12586–12595.
- Wu, M.; Zhuang, C.; Mosse, M.; Yamins, D.; and Goodman, N. 2020. On mutual information in contrastive learning for visual representations. *arXiv preprint arXiv:2005.13149*.
- Wu, Z.; Xiong, Y.; Yu, S. X.; and Lin, D. 2018. Unsupervised Feature Learning via Non-Parametric Instance Discrimination. In *Proceedings of the IEEE Conference on Computer Vision and Pattern Recognition (CVPR)*.
- Ye, M.; Zhang, X.; Yuen, P. C.; and Chang, S.-F. 2019. Unsupervised embedding learning via invariant and spreading instance feature. In *Proceedings of the IEEE/CVF Conference on Computer Vision and Pattern Recognition*, 6210–6219.

Yeh, C.-H.; Hong, C.-Y.; Hsu, Y.-C.; Liu, T.-L.; Chen, Y.; and LeCun, Y. 2021. Decoupled Contrastive Learning. *arXiv preprint arXiv:2110.06848*.

Zbontar, J.; Jing, L.; Misra, I.; LeCun, Y.; and Deny, S. 2021. Barlow twins: Self-supervised learning via redundancy reduction. In *International Conference on Machine Learning*, 12310–12320. PMLR.

Zhang, C.; Zhang, K.; Pham, T. X.; Niu, A.; Qiao, Z.; Yoo, C. D.; and Kweon, I. S. 2022. Dual Temperature Helps Contrastive Learning Without Many Negative Samples: Towards Understanding and Simplifying MoCo. *arXiv preprint arXiv:2203.17248*.