

Bias Mitigation for Machine Learning Classifiers: A Comprehensive Survey

Max Hort, Zhenpeng Chen, Jie M. Zhang, Federica Sarro, Mark Harman

Abstract—This paper provides a comprehensive survey of bias mitigation methods for achieving fairness in Machine Learning (ML) models. We collect a total of 234 publications concerning bias mitigation for ML classifiers. These methods can be distinguished based on their intervention procedure (i.e., pre-processing, in-processing, post-processing) and the technology they apply. We investigate how existing bias mitigation methods are evaluated in the literature. In particular, we consider datasets, metrics and benchmarking. Based on the gathered insights (e.g., what is the most popular fairness metric? How many datasets are used for evaluating bias mitigation methods?). We hope to support practitioners in making informed choices when developing and evaluating new bias mitigation methods.

Index Terms—fairness, bias mitigation, machine learning

1 INTRODUCTION

Machine Learning (ML) has been increasingly popular in recent years, both in the diversity and importance of applications [1]. ML is used in a variety of critical decision-making applications including justice risk assessments [2], [3] and job recommendations [4].

While ML systems have the advantage to relieve humans from tedious tasks and are able to perform complex calculations at a higher speed [5], they are only as good as the data on which they are trained [6]. ML algorithms, which are never designed to intentionally incorporate bias, run the risk of replicating or even amplifying bias present in real-world data [6], [7]. This may cause unfair treatment in which some individuals or groups of people are *privileged* (i.e., receive a favourable treatment) and others are *unprivileged* (i.e., receive an unfavourable treatment). In this context, a fair treatment of individuals constitutes that decisions are made independent of sensitive attributes such as gender or race, such that individuals are treated based on merit [8], [9], [10].

Human bias has been transferred to various real-world systems relying on ML. There are many examples of this in the literature. For instance, bias has been found in advertisement and recruitment processes [4], [11], affecting university admissions [12] and human rights [10]. Not only is such a biased behaviour undesired, but it can fall under regulatory control and risk the violation of anti-discrimination laws [7], [13], [14], as sensitive attributes such as age, disability, gender

identity, race are protected by US law in the Fair Housing Act and Equal Credit Opportunity Act [15].

Another example for a biased treatment of population groups can be found in the **COMPAS** (Correctional Offender Management Profiling for Alternative Sanctions) software, used by courts in US to determine the risks of an individual to reoffend. These scores are used to motivate decisions on whether and when defendants are to be set free, in different stages of the justice system. Problematically, this software falsely labelled non-white defendants with higher risk scores than white defendants [2].

To reduce the degree of bias that such systems exhibit, practitioners use three types of bias mitigation methods [16]:

- **Pre-processing:** bias mitigation in the training data, to prevent it from reaching ML models;
- **In-processing:** bias mitigation while training ML models;
- **Post-processing:** bias mitigation on trained ML models.

There has been a growing interest in fairness research, including definitions, measurements, and improvements of ML models [1], [5], [17], [18]. In particular, a variety of recent work addresses the mitigation of bias in binary classification models: given a collection of observations (training data) are labelled with a binary label (testing data) [19].

Despite the large amount of existing bias mitigation methods and surveys on fairness research, as Pessach and Shmueli [5] pointed out, there remain open challenges that practitioners face when designing new bias mitigation methods: “It is not clear how newly proposed mechanisms should be evaluated, and in particular which measures should be considered? which datasets should be used? and which mechanisms should be used for comparison?” [5]

To combat this challenge, we set out to perform a comprehensive survey of existing research on bias mitigation for ML models. We analyse 234 publications to identify practices applied in fairness research when creating bias mitigation methods. In particular, we consider the datasets to which bias mitigation methods are applied, the metrics used

-
- Max Hort is with the Department of Computer Science, University College London, London, United Kingdom. E-mail: max.hort.19@ucl.ac.uk
 - Zhenpeng Chen is with the Department of Computer Science, University College London, London, United Kingdom. E-mail: zp.chen@ucl.ac.uk
 - Jie M. Zhang is with the Department of Informatics, King’s College London, London, United Kingdom. E-mail: jie.zhang@kcl.ac.uk
 - Federica Sarro is with the Department of Computer Science, University College London, London, United Kingdom. E-mail: f.sarro@ucl.ac.uk
 - Mark Harman is with the Department of Computer Science, University College London, London, United Kingdom. E-mail: mark.harman@ucl.ac.uk

Manuscript received xxx; revised xxx.

to determine the degree of bias, and the approaches used for benchmarking the effectiveness of bias mitigation methods. By doing so, we allow practitioners to focus their effort on creating bias mitigation methods rather than requiring a lot of time to determine their experimental setup (e.g., which datasets to test on, which benchmark to consider).

To the best of our knowledge, this is the first survey to systematically and comprehensively cover bias mitigation methods and their evaluation. To summarize, the contribution of this survey are:

- 1) we provide a comprehensive overview of the research on bias mitigation methods for ML classifiers;
- 2) we introduce the experimental design details for evaluating existing bias mitigation methods;
- 3) we identify challenges and opportunities for future research on bias mitigation methods.
- 4) we make the search results public [20], to allow for replication and manual investigation of results.

The rest of this paper is structured as follows. Section 2 presents an overview of related surveys. The search methodology is described in Section 3. Sections 4-7 describe research on bias mitigation methods. Challenges that the field of fairness research and bias mitigation methods face are discussed in Section 8. Section 9 concludes this survey.

2 RELATED SURVEYS

In this section, we provide an overview on existing surveys in the fairness literature and their contents. This allows us to identify the knowledge gap filled by our survey.

Mehrabi et al. [10] and Pessach and Shmueli [5] provided an overview of bias and discrimination types, fairness definitions and metrics, bias mitigation methods, and existing datasets. For example, Pessach and Shmueli [5] listed the datasets and metrics used by 20 bias mitigation methods. A similar focus has been pursued by Dunkelau and Leuschel [17], who provided an extensive overview on fairness notions, available frameworks, and bias mitigation methods for classification problems. They moreover provided a classification of approaches for each type (i.e., pre-, in-, and post-processing). The most exhaustive categorization of bias mitigation methods, to date, has been conducted by Caton and Haas [21], who also presented fairness metrics and fairness platforms.

A detailed collection of prominent fairness definitions for classification problems is provided by Verma and Rubin [19]. Similarly, Žliobaite [22] surveyed measures for indirect discrimination for ML.

Other surveys are concerned with fairness and consider the following perspectives: learning-based sequential decision algorithms [23], criminal justice [3], ML testing [24], software engineering [25], [26], or Natural Language Processing [27], [28].

While previous surveys focus on ML classification, and some mention bias mitigation methods, none has yet systematically covered the evaluation bias mitigation methods (e.g., how are methods benchmarked, what dataset are used). The surveys related closest to our focus are provided by Dunkelau and Leuschel [17], and Pessach and Shmueli [5].

Dunkelau and Leuschel [17] provided an overview of bias mitigation methods, with a focus on their implementation and underlying algorithms. However, further evaluation details of these methods, such as dataset and metric usage, were not addressed. Pessach and Shmueli [5] listed the datasets and metrics used by 30 bias mitigation methods, but they do not provide actionable insights to support developers. In addition to combining aspects of both surveys (i.e., extensive collection of bias mitigation methods like Dunkelau and Leuschel [17], and information on datasets and metrics similar to Pessach and Shmueli [5]), we aim to analyze the findings of a comprehensive literature search to devise recommendations.

3 SURVEY METHODOLOGY

The purpose of this survey is to gather and categorize research work, that mitigates bias in ML models. Given that the existing literature focuses on classification for tabular data, this survey also focuses on bias mitigation methods for such classification tasks.

3.1 Search Methodology

This section outlines our search procedure. We start with a preliminary search, followed by a repository search and snowballing.

Preliminary Search. Prior to systematically searching online repositories, we conduct a preliminary search. The goal of the preliminary search is to gain a deeper understanding of the field and assess whether there is a sufficient number of publications to allow for subsequent analysis. In particular, we collect bias mitigation publications from four existing surveys (see Section 2):

- Mehrabi et al. [10]: 23 bias mitigation methods;
- Pessach and Shmueli [5], [29]: 30 bias mitigation methods;
- Dunkelau and Leuschel [17]: 40 bias mitigation methods;
- Caton and Haas [21]: 70 bias mitigation methods.

In total, we collect 99 unique bias mitigation methods from these four surveys.

Repository Search. After the preliminary search, we conduct a search of six established online repositories (IEEE, ACM, ScienceDirect, Scopus, arXiv, and Google Scholar).

The search procedure is guided by two groups of keywords:

- Domain: machine learning, deep learning, artificial intelligence;
- Bias Mitigation: fairness-aware, discrimination-aware, bias mitigation, debias*, unbias*;

In this context, *Domain* keywords ensure that the bias discussed in the paper affects machine learning systems. *Bias Mitigation* ensures that the publication addresses bias reduction via the use of bias mitigation methods. For the six repositories, we collected publications that contain at least one *Domain* and one *Bias mitigation* keyword (i.e., we check each possible combination of keywords for the two categories).

Selection To ensure that the publications included in this survey are relevant to the context of bias mitigation for ML models, we consider the following **inclusion criteria**: 1) describe human biases; 2) address binary classification problems; 3) use tabular data (e.g., do not make decisions based on images or text alone).

To ensure that irrelevant publications are excluded from the search results, we manually check publications in three filtration stages [30]:

- 1) **Title:** Publications with irrelevant titles to the survey are excluded;
- 2) **Abstract:** The abstract of every publication is checked. Publications that show to be irrelevant to the survey at this step are excluded (e.g. not about ML, do not apply debiasing);
- 3) **Body:** For publications that passed the previous two steps, we check the entire publication to determine whether they satisfy the inclusion criteria. If not, they are excluded.

Snowballing After conducting the repository search, we apply backward snowballing (i.e., finding new publications that are cited by publications we already selected) for each publication retained after the “Body” stage [31]. This snowballing step is repeated for every new publication found. The goal of snowballing is to find missing related work with regards to the collected publications. This is in particular useful if undiscovered bias mitigation methods are used for benchmarking.

3.2 Selected Publications

In total, we gathered 234 publications over the different stages of our search procedure, with each stage adding the following number of unique publications:

- 1) Preliminary search (i.e., existing surveys): 99 publications;
- 2) Repository search: 174 publications (+75 publications);
- 3) Snowballing: 234 publications (+ 70 publications).

Table 1 summarises the results of the repository search, which was conducted from the 7th of October - 10th of October 2021. The amount of publications found for each step of the search is listed. While Google Scholar provided 8, 738 publications that were in line with the search keywords, we reduced our search to the 1, 000 most relevant ones (i.e., the first 1.000 publications as shown by Google Scholar).

4 ALGORITHMS

In this section, we present the bias mitigation methods found in our literature search. We distinguished bias mitigation methods based on their type (i.e., in which stage of the ML process are they applied): pre-processing (Section 4.1), in-processing (Section 4.2) and post-processing (Section 4.3) [16] methods. Moreover, we organize methods in categories (i.e., the bias mitigation approach). For this, we follow taxonomies devised by Dunkelau and Leuschel [17], as well as Caton and Haas [21]. Figure 1 illustrates the 13 categories we use.

TABLE 1

Results of the repository search. For each of the six search repositories, we show the number of papers retained after each filtration stage, where the “Body” column shows the number of publications included in this survey.

Repository	Initial	Title	Abstract	Body
ACM	118	26	16	13
ScienceDirect	166	9	5	3
IEEE	401	18	9	9
arXiv	650	69	48	37
Scopus	1063	44	28	21
Google Scholar	8738	119	90	76

A single publication may reside in multiple categories, for example if their approach applies pre-processing before adapting the training procedure during an in-processing stage. This is the case for 45 publications, for which we provide more information in Section 4.4.

Among the 234 publications, 82 used pre-processing (Section 4.1), 147 used in-processing (Section 4.2) and 35 used post-processing methods (Section 4.3).

4.1 Pre-processing Bias Mitigation Methods

In this section, we present bias mitigation methods that combat bias by applying changes to the training data. Table 2 lists the 82 publications we found, according to the type of pre-processing method used.

4.1.1 Relabelling and Perturbation

This section presents bias mitigation methods that apply changes to the values of the training data. Changes have been applied to the ground truth labels (relabelling) or the remaining features (perturbation).

A popular approach for relabelling the dataset is “massaging”, proposed by Kamiran and Calders [32] in 2009. In the first stage, “massaging” uses a ranker to determine the best candidates for relabelling. In particular, instances close to the decision boundary are selected, to minimize the negative impact of relabelling on accuracy. Afterwards, an equal amount of instances with positive and negative labels are typically selected, according to their rank. For selected instances, their labels are switched.

Massaging has later been extended by Kamiran and Calders [36] and Calders et al. [33]. Moreover, Žliobaite et al. [35] created a related method called “local massaging”. “Massaging” has also been applied by other work [38], [39].

Another relabelling approach was proposed by Loung et al. [34], who relabelled instances based on their k -nearest neighbours, such that similar individuals receive similar labels.

Feldman et al. [40] used perturbation to modify non-protected attributes, such that their values for privileged and unprivileged groups are comparable. In particular, the values are adjusted to bring their distributions closer together while preserving the respective ranks within a group (e.g., the highest values of attribute a for the privileged group remains highest after perturbation). Lum and Johndrow [41], [43] used conditional models for perturbation, which allowed for modification of multiple variables (continuous or discrete).

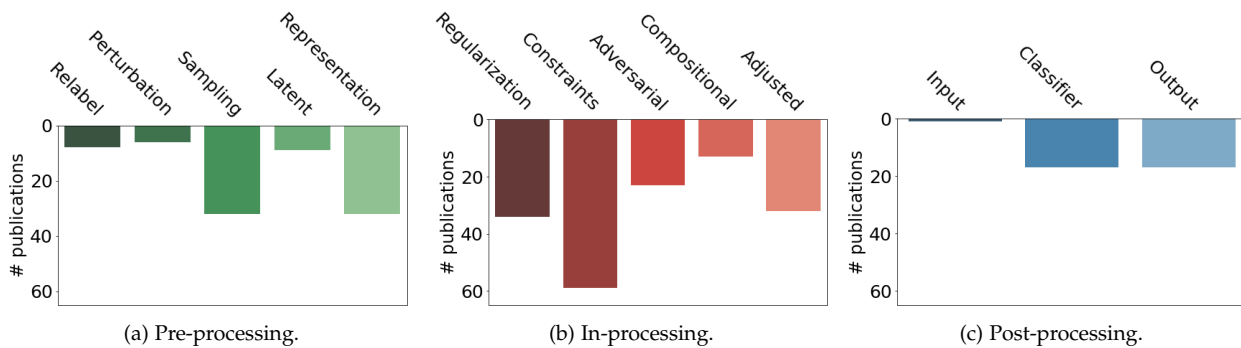


Fig. 1. Categorization of bias mitigation methods. Categories are grouped based on their type (i.e., pre-processing, in-processing, post-processing) and the number of publications of each category is shown.

Other than perturbing the underlying data for all groups to move them closer [40], [41], [43], Wang et al. [42], [44] considered only the unprivileged group for perturbation seeking to resolve disparity by improving the performance of the unprivileged group. Hajian et al. [37] applied both relabeling and perturbation (i.e., changes to the sensitive attribute).

4.1.2 Sampling

Sampling methods change the training data by changing the distribution of samples (e.g., adding, removing samples) or adapting their impact on training. Similarly, the impact of training data instances can be achieved by reweighing their importance [33], [36], [39], [57], [64], [67]

Reweighting was first introduced by Calders et al. [33]. Each instance receives a weight according to its label and protected attribute (e.g., instances in the unprivileged group and positive label receive a higher weight as this is less likely). In the training process of classification models, a higher instance weight causes higher losses when misclassified. Weighted instances are sampled with replacement according to their weights. If the classification model is able to process weighted instances, the dataset can be used for training without resampling [36].

Jiang and Nachum [62] and Krasanakis et al. [50] used reweighing to combat biased labels in the original training data.

Other sampling strategies include the removal of data points (downsampling) [53], [63], [69], [71] or the addition of new data points (upsampling). Popular methods for upsampling are oversampling for duplicating instances of the minority group [47], [52], [58], [68] and the use of SMOTE [113]. SMOTE does not duplicate instances but generates synthetic ones in the neighborhood of the minority group [47], [52], [58], [61], [65], [66], [70], [72].

To sample datapoints, uniform [36] and preferential [35], [36], [45], [52], [59] strategies have been followed, where preferential sampling changes the distribution of instances close to the decision boundary.

Xu et al. [49], [51], [56] and Abusitta et al. [54] used a generative approach to generate discrimination-free data for training. Zhang et al. [46] used causal networks to create a new dataset. The initial dataset is used to create a causal network, which is then modified to reduce discrimination.

The debiased causal network is used to generate a new dataset.

Sharma et al. [60] created additional data for augmentation by duplicating existing datasets and swapping the protected attribute of each instance. The newly-created data is successively added to the existing dataset.

4.1.3 Latent variables

Latent variable describes the augmentation of the training data with additional features that are preferably unbiased. In previous work, latent variables have been used to represent labels [78], [79] and group memberships (i.e., protected or unprotected group) [72], [74], [76], [80].

For instance, Calders and Verwer [73] clustered the instances to detect those that should receive a positive latent label and those that should receive a negative one. For this purpose, they used an expectation maximization algorithm.

Kilbertus et al. [75] used latent variables to encrypt sensitive user information such that they cannot be used for classification tasks while retaining the ability to verify fairness issues. By doing so, users can provide sensitive information without the fear that someone can read them.

Gupta et al. [74] tackled the problem of bias mitigation for situations where group labels are missing in the datasets. To combat this issue, they created a latent “proxy” variable for the group membership and incorporated constraints for achieving fairness for such proxy groups in the training procedure.

Frequently, latent variables are considered when dealing with causal graphs [75], [77], [80].

4.1.4 Representation

Representation learning aims at learning a transformation of training data such that bias is reduced while maintaining as much information as possible.

The first bias mitigation approach for learning fair representations was Learning Fair Representations (LFR), proposed by Zemel et al. [81]. LFR translates representation learning into an optimization problem with two objectives: 1) removing information about the protected attribute; 2) minimizing the information loss of non-sensitive attributes.

The most frequently used approach for generating fair representations is optimization [84], [85], [86], [90], [93], [96], [97], [100], [102], [105]. Other used techniques are:

TABLE 2
Publications on pre-processing bias mitigation methods.

Category	Authors [Ref]	Year	Venue
Relabel	Kamiran and Calders [32]	2009	ICCC
	Calders et al. [33]	2009	ICDM
	Loung et al. [34]	2011	KDD
	Žliobaite et al. [35]	2011	ICDM
	Kamiran and Calders [36]	2012	KAIS
	Hajian et al. [37]	2012	IEEE Trans Knowl Data Eng
	Zhang et al. [38]	2017	arXiv
Iosifidis et al. [39]	2019	DEXA	
Perturbation	Hajian et al. [37]	2012	IEEE Trans Knowl Data Eng
	Feldman et al. [40]	2015	KDD
	Lum and Johndrow [41]	2016	arXiv
	Wang et al. [42]	2018	NeurIPS
	Johndrow and Lum [43]	2019	Ann Appl Stat
	Wang et al. [44]	2019	ICML
Sampling	Calders et al. [33]	2009	ICDM
	Kamiran and Calders [45]	2010	BNAIC
	Žliobaite et al. [35]	2011	ICDM
	Kamiran and Calders [36]	2012	KAIS
	Zhang et al. [46]	2017	IJCAI
	Iosifidis and Ntoutsi [47]	2018	report
	Chen et al. [48]	2018	arXiv
	Xu et al. [49]	2018	Big Data
	Krasanakits et al. [50]	2018	TheWebConf
	Xu et al. [51]	2019	Big Data
	Zelaya et al. [52]	2019	KDD
	Salimi et al. [53]	2019	MOD
	Abusitta et al. [54]	2019	arXiv
	Iosifidis et al. [39]	2019	DEXA
	Iosifidis et al. [55]	2019	Big Data
	Xu et al. [56]	2019	IJCAI
	Celis et al. [57]	2020	ICML
	Morano [58]	2020	Thesis
	Hu et al. [59]	2020	DS
	Sharma et al. [60]	2020	AAAI
	Yan et al. [61]	2020	CIKM
	Jiang and Nachum [62]	2020	AISTATS
	Chakraborty et al. [63]	2020	FSE
	Yu [64]	2021	arXiv
	Salazar et al. [65]	2021	IEEE Access
	Singh et al. [66]	2021	arXiv
	Du and Wu [67]	2021	arXiv
Amend and Spurlock [68]	2021	JCSC	
Roh et al. [69]	2021	NeurIPS	
Chakraborty et al. [70]	2021	FSE	
Verma et al. [71]	2021	arXiv	
Chakraborty et al. [72]	2022	FairWARE	
Latent	Calders and Verwer [73]	2010	Data Min. Knowl. Discov
	Gupta et al. [74]	2018	arXiv
	Kilbertus et al. [75]	2018	ICML
	Oneto et al. [76]	2019	AIES
	Madras et al. [77]	2019	FAccT
	Wei et al. [78]	2020	PMLR
	Kehrenberg et al. [79]	2020	Front. Artif. Intell.
	Grari et al. [80]	2021	arXiv
	Chakraborty et al. [72]	2022	FairWARE
	Zemel et al. [81]	2013	ICML
Edwards and Storkey [82]	2015	arXiv	
Louizos et al. [83]	2016	ICLR	
McNamara et al. [84]	2017	arXiv	
Hacker and Wiedemann [85]	2017	arXiv	
Calmon et al. [86]	2017	NeurIPS	
Komiyama and Shima [87]	2017	arXiv	
Xie et al. [88]	2017	arXiv	
Pérez-Suay et al. [89]	2017	ECML PKDD	
du Pin Calmon et al. [90]	2018	IEEE J Sel	
Samadi et al. [91]	2018	NeurIPS	
Madras et al. [92]	2018	ICML	
Moyer et al. [93]	2018	NeurIPS	
Grgić-Hlača et al. [94]	2018	AAAI	
Quadrianto et al. [95]	2018	arXiv	
Gordaliza et al. [96]	2019	ICML	
Song et al. [97]	2019	AISTATS	
Creager et al. [98]	2019	ICML	
Feng et al. [99]	2019	arXiv	
Lahoti et al. [100]	2019	ICDE	
Kairouz et al. [101]	2019	arXiv	
Lahoti et al. [102]	2019	VLDB	
Quadrianto et al. [103]	2019	CVPR	
Jaiswal et al. [104]	2020	AAAI	
Zehlke et al. [105]	2020	Data Min. Knowl. Discov	
Ruoss et al. [106]	2020	arXiv	
Kim and Cho [107]	2020	AAAI	
Madhavan and Wadhwa [108]	2020	CIKM	
Grari et al. [109]	2021	arXiv	
Gupta et al. [110]	2021	AAAI	
Zhu et al. [111]	2021	ICCV	
Salazar et al. [112]	2021	VLDB	

- adversarial learning [82], [88], [92], [99], [101], [104], [106], [107], [109], [111];
- variational autoencoders [83], [98];
- dimensionality reduction [89], [91];
- residuals [87];
- contrastive learning [110];
- neural style transfer [95], [103].

Another method for improving the fairness of the data representation is the removal [94], [108] or addition of features [112]. Grgić-Hlača et al. [94] investigated fairness while using different sets of features, thereby making training features choices. Madhavan and Wadhwa [108] removed discriminating features from the training data. Salazar et al. [112] applied feature creation techniques, which apply nonlinear transformation, and then drop biased features.

4.2 In-processing Bias Mitigation Methods

This section presents in-processing methods; methods that mitigate bias during the training procedure of the algorithm. Overall, we found a total of 147 publications (see Table 3 and Table 4 for more details) that apply in-processing methods.

4.2.1 Regularization and Constraints

Regularization and constraints are both approaches that apply changes to the learning algorithm’s loss function. Regularization adds a term to the loss function. While the original loss function is based on accuracy metrics, the purpose of regularization term is to penalize discrimination (i.e., discrimination leads to a higher loss of the ML algorithm). Constraints on the other hand determine specific bias levels (according to loss functions) that cannot be breached during training.

To widen the range of fairness definitions that can be considered when applying constraints, Celis et al. [172] proposed a Meta-algorithm. This Meta-algorithm takes a fairness constraint as input.

When applied to Decision Trees, regularization can be used to modify the splitting criteria [114], [128], [129], [143]. Traditionally, leaves are iteratively split to achieve an improvement in accuracy. To improve fairness while training, Kamiran et al. [114] considered fairness in addition to accuracy when leaf splitting. They applied three splitting strategies:

- 1) only allow non-discriminatory splits;
- 2) choose best split according to $\delta_{accuracy}/\delta_{discrimination}$;
- 3) choose best split according to $\delta_{accuracy} + \delta_{discrimination}$.

While constraints and regularization usually utilize group fairness definitions, they have also been applied for achieving individual fairness [147], [159], [161], [177]. Moreover, they can be applied to achieve fairness for multiple sensitive attributes and fairness definitions [140], [146], [146], [163], [166], [185], or extend existing adjustments, such as adding fairness regularization in addition to the L2 norm, which is used to avoid overfitting [115], [116].

TABLE 3
Publications on In-processing bias mitigation methods - Part 1.

Category	Authors [Ref]	Year	Venue	
Regularization	Kamiran et al. [114]	2010	ICDM	
	Kamishima et al. [115]	2011	ICDM	
	Kamishima et al. [116]	2012	ECML PKDD	
	Ristanoski et al. [117]	2013	CIKM	
	Fish et al. [118]	2015	FATML	
	Quadrianto and Sharmanska [119]	2017	NeurIPS	
	Bechavod and Ligett [120]	2017	arXiv	
	Pérez-Suay et al. [89]	2017	ECML PKDD	
	Berk et al. [121]	2017	arXiv	
	Mary et al. [122]	2018	ICML	
	Raff et al. [123]	2018	AIES	
	Goel et al. [124]	2018	AAAI	
	Enni and Assent [125]	2018	ICDM	
	Beutel et al. [126]	2019	AAAI	
	Grari et al. [127]	2019	arXiv	
	Zhang et al. [128]	2019	ICDM	
	Zhang and Ntoutsis [129]	2019	arXiv	
	Huang and Vishnoi [130]	2019	ICML	
	Aghaei et al. [131]	2019	AAAI	
	Baharlouei et al. [132]	2020	ICLR	
	Jiang et al. [133]	2020	UAI	
	Di Stefano et al. [134]	2020	arXiv	
	Yurochkin and Sun [135]	2020	arXiv	
	Lee et al. [136]	2020	arXiv	
	Ravichandran et al. [137]	2020	arXiv	
	Romano et al. [138]	2020	arXiv	
	Hickey et al. [139]	2020	arXiv	
	Tavakol [140]	2020	SIGIR	
	Kamani [141]	2020	Thesis	
	Lowy et al. [142]	2021	arXiv	
	Ranzato et al. [143]	2021	CIKM	
	Liu et al. [144]	2021	todo	
	Zhao et al. [145]	2021	arXiv	
	Kang et al. [146]	2021	arXiv	
	Constraints	Dwork et al. [147]	2012	ITCS
		Calders et al. [148]	2013	ICDM
		Fukuchi et al. [149]	2015	IEICE Trans. Inf.& Syst.
		Fukuchi and Sakuma [150]	2015	arXiv
		Goh et al. [151]	2016	NeurIPS
		Russel et al. [152]	2017	NeurIPS
		Quadrianto and Sharmanska [119]	2017	NeurIPS
Komiyama and Shimao [87]		2017	arXiv	
Corbett-Davies et al. [153]		2017	KDD	
Woodworth et al. [154]		2017	COLT	
Zafar et al. [155]		2017	TheWebConf	
Zafar et al. [156]		2017	AISTATS	
Zafar et al. [157]		2017	NeurIPS	
Zhang and Bareinboim [158]		2018	AAAI	
Kim et al. [159]		2018	arXiv	
Narasimhan [160]		2018	AISTATS	
Gillen et al. [161]		2018	arXiv	
Heidari et al. [162]		2018	arXiv	
Kearns et al. [163]		2018	ICML	
Zhang and Bareinboim [164]		2018	NeurIPS	
Olfat and Aswani [165]		2018	AISTATS	
Komiyama et al. [166]		2018	ICML	
Gupta et al. [74]		2018	arXiv	
Agarwal et al. [167]		2018	ICML	
Goel et al. [124]		2018	AAAI	
Farnadi et al. [168]		2018	AAAI	
Grgić-Hlača et al. [94]		2018	AAAI	
Wu et al. [169]		2018	arXiv	
Donini et al. [170]		2018	NeurIPS	
Nabi and Shpitser [171]		2018	AAAI	
Celis et al. [172]		2019	FAcCT	
Nabi et al. [173]		2019	ICML	
Balashankar et al. [174]		2019	arXiv	
Cotter et al. [175]		2019	ICML	
Oneto et al. [76]		2019	AIES	
Cotter et al. [176]		2019	J. Mach. Learn. Res.	
Jung et al. [177]		2019	arXiv	
Wick et al. [178]		2019	arXiv	
Agarwal et al. [179]		2019	ICML	
Xu et al. [180]		2019	TheWebConf	
Oneto et al. [181]		2020	IJCNN	
Lohaus et al. [182]	2020	ICML		
Kilbertus et al. [183]	2020	AISTATS		
Ding et al. [184]	2020	AAAI		
Padh et al. [185]	2020	arXiv		
Maity et al. [186]	2020	arXiv		
Chzhen et al. [187]	2020	arXiv		
Manisha and Gujar [188]	2020	IJCAI		
Cho et al. [189]	2020	NeurIPS		
Choi et al. [190]	2021	AAAI		
Zhao et al. [191]	2021	KDD		
Perrone et al. [192]	2021	AAAI		
Ślowik and Bottou [193]	2021	arXiv		
Petrović et al. [194]	2021	Eng. Appl. Artif. Intell.		
Li et al. [195]	2021	LAK		
Du and Wu [67]	2021	arXiv		
Zhang et al. [196]	2021	MOD		
Lawless et al. [197]	2021	arXiv		
Mishler and Kennedy [198]	2021	arXiv		

TABLE 4
Publications on In-processing bias mitigation methods - Part 2.

Category	Authors [Ref]	Year	Venue	
Adversarial	Beutel et al. [199]	2017	arXiv	
	Gillen et al. [161]	2018	arXiv	
	Wadsworth et al. [200]	2018	arXiv	
	Kearns et al. [163]	2018	ICML	
	Raff and Sylvester [201]	2018	DSAA	
	Agarwal et al. [167]	2018	ICML	
	Zhang et al. [202]	2018	AAAI	
	Beutel et al. [126]	2019	AAAI	
	Xu et al. [51]	2019	Big Data	
	Grari et al. [127]	2019	arXiv	
	Adel et al. [203]	2019	AAAI	
	Sadeghi et al. [204]	2019	ICCV	
	Celis and Keswani [205]	2019	nan	
	Grari et al. [206]	2019	ICDM	
	Garcia de Alford et al. [207]	2020	SMU DSR	
	Yurochkin et al. [208]	2020	ICLR	
	Roh et al. [209]	2020	ICML	
	Delobelle et al. [210]	2020	ASE	
	Rezaei et al. [211]	2020	AAAI	
	Lahoti et al. [212]	2020	arXiv	
	Petrović et al. [213]	2020	arXiv	
	Grari et al. [80]	2021	arXiv	
	Amend and Spurlock [68]	2021	JCSJ	
	Compositional	Calders and Verwer [73]	2010	Data Min. Knowl. Discov
		Pleiss et al. [214]	2017	NeurIPS
		Dwork et al. [215]	2018	FAcCT
Ustun et al. [216]		2019	ICML	
Oneto et al. [76]		2019	AIES	
Iosifidis et al. [55]		2019	Big Data	
Liu and Vicente [217]		2020	arXiv	
Kobayashi and Nakao [218]		2020	arXiv	
Blanzeysky and Cunningham [219]		2021	arXiv	
Monteiro and Reynoso-Meza [220]		2021	todo	
Ranzato et al. [143]		2021	CIKM	
Mishler and Kennedy [198]		2021	arXiv	
Roy et al. [221]		2021	arXiv	
Adjusted		Kamishima et al. [222]	2013	ICDM
	Luo et al. [223]	2015	DaWaK	
	Johnson et al. [224]	2016	Stat Sci	
	Joseph et al. [225]	2016	arXiv	
	Kusner et al. [226]	2017	NeurIPS	
	Joseph et al. [227]	2018	AIES	
	Hébert-Johnson et al. [228]	2018	ICML	
	Hashimoto et al. [229]	2018	ICML	
	Chiappa and Isaac [230]	2018	IFIP	
	Alabi et al. [231]	2018	COLT	
	Chiappa [232]	2019	AAAI	
	Iosifidis and Ntoutsis [233]	2019	CIKM	
	Madras et al. [77]	2019	FAcCT	
	Noriega-Campero et al. [234]	2019	AIES	
	Dimitrakakis et al. [235]	2019	AAAI	
	Martinez et al. [236]	2020	ICML	
	Roh et al. [237]	2020	ICLR	
	Iosifidis and Ntoutsis [238]	2020	DS	
	Cruz et al. [239]	2020	arXiv	
	Hu et al. [59]	2020	DS	
	da Cruz [240]	2020	Thesis	
	Ignatiev et al. [241]	2020	CP	
	Zhang and Ramesh [242]	2020	arXiv	
	Kamani [141]	2020	Thesis	
	Chakraborty et al. [63]	2020	FSE	
	Perrone et al. [192]	2021	AAAI	
Islam et al. [243]	2021	AIES		
Valdivia et al. [244]	2021	Int. J. Intell. Syst.		
Liu et al. [144]	2021	todo		
Hort and Sarro [245]	2021	ASE		
Roy et al. [221]	2021	arXiv		
Tizpaz-Niari et al. [246]	2022	ICSE		

4.2.2 Adversarial Learning

Adversarial learning simultaneously trains classification models and their adversaries [247]. While the classification model is trained to predict ground truth values, the adversary is trained to exploit fairness issues. Both models then perform against each other, to improve their performance.

Zhang et al. [202] trained a Logistic Regression model to predict the label Y while preventing an adversary from predicting the protected attribute under consideration of three fairness metrics: Demographic Parity, Equality of Odds, and Equality of Opportunity. Both, predictor and adversary, are implemented as Logistic regression models.

Similarly, Beutel et al. [199] trained a neural network to predict two outputs: labels and sensitive attributes. While a high overall accuracy is desired, the adversarial setting optimises a low ability to predict sensitive information. The network is designed to share layers between the two output, such that only one model is trained [126], [201], [203], [204], [210].

Lahoti et al. [212] proposed Adversarially Reweighted Learning (ARL) in which a learner is trained to optimize performance on a classification task while the adversary adjusts the weights of computationally-identifiable regions in the input space with high training loss. By so-doing, the learner can then improve performance in these regions.

Other than using adversaries to prevent the ability to predict sensitive attributes (e.g., for reducing bias according to population groups), it has also been used to improve robustness to data poisoning [209], to improve individual fairness [208], and to reweigh training data [213]. In particular, Petrović et al. [213] used adversarial training to learn a reweighing function for training data instances as an in-processing procedure (contrary to applying reweighing as pre-processing, see Section 4.1.2).

4.2.3 Compositional

Compositional approaches combat bias by training multiple classification models. Predictions can then be made by a specific classification model for each population group (e.g., privileged and unprivileged) [73], [76], [214], [216] or in an ensemble fashion (i.e., a voting of multiple classification models at the same time) [55], [143], [198], [217], [218], [220], [221].

While decoupled classification models for privileged and unprivileged groups can achieve improved accuracy for each group, the amount training data for each classifier is reduced. To reduce the impact of small training data sizes Dwork et al. [215] utilised transfer training. With their transfer learning approach, they trained classifiers on data for the respective group and data from the other groups with reduced weight. Ustun et al. [216] built upon the work of Dwork et al. [215] and incorporates “preference guarantees”, which states that each group prefers their decoupled classifier over a classifier trained on all training data and any classifier of the other groups.

Training multiple classification models with different fairness goals allows for the creation of a pareto-front of solutions [198], [217], [219], [221], [244]. Practitioners can then choose which fairness-accuracy trade-off best suits their need. For example, Liu and Vicente [217] treated bias mitigation as

multi-objective optimization problem that explores fairness-accuracy trade-offs under consideration of multiple fairness metrics. Mishler and Kennedy [198] proposed an ensemble method that builds classification models based on a weighted combination of metrics chosen by users.

4.2.4 Adjusted Learning

Adjusted learning methods mitigate the bias via changing the learning procedure of algorithms or the creation of novel algorithms [17].

Changes have been suggested for a variety of classification models, including Naive Bayes [222], [235], Markov Random Fields [242], Neural Networks [59], [201], [236], Decision Trees, bandits [225], [227], [248], boosting [221], [228], [233], [238], Logistic Regression [237]. We outline a selection of publications in the following, to provide insight on techniques applied to different classification models.

Noriega-Campero et al. [234] proposed an active learning framework for training Decision Trees. During the training, a decision maker is able to collect more information about individuals to achieve fairness in predictions. In this context, not all information about individuals is available. There is an information budget that determines how many enquiries can be performed.

Martinez et al. [236] proposed the algorithm Approximate Projection onto Star Sets (APStar) to train Deep Neural Networks to minimize the maximum risk among all population groups. This procedure ensures that the final classifier is part of the Pareto Front [249]. Hu et al. [59] incorporated representation learning into the training procedure of Neural Networks to learn them jointly the classifier.

Hébert-Johnson et al. [228] proposed *Multicalibration*, a learning procedure similar to boosting. A classifier is trained iteratively. At each iteration, the predictions of the most biased subgroup are corrected until the classifier is adequately calibrated.

Hashimoto et al. [229] found fairness issues with the use of empirical risk minimization and proposed the use of distributionally robust optimization (DRO) when training classifiers such as Logistic Regression. During training, DRO optimizes the worst-case risk over all groups present.

The learning procedure of existing classification models has also been adjusted by tuning their hyper-parameters [63], [192], [239], [240], [243], [244], [245], [246].

4.3 Post-processing Bias Mitigation Methods

Post-processing bias mitigation methods are applied once a classification model has been successfully trained. With 35 publications that apply post-processing methods (Table 5), post-processing methods are the least frequently applied of those covered in this survey.

4.3.1 Input Correction

Input correction approaches apply a modification step to the testing data. This is comparable to pre-processing approaches (Section 4.1) [17], which conduct modifications to training data (e.g., relabelling, perturbation and representation learning).

We found only one publication by Adler et al. [250] who used input correction in a post-processing stage. They used perturbation on non-protected attributes.

TABLE 5
Publications on Post-processing bias mitigation methods.

Category	Authors [Ref]	Year	Venue
Classifier	Input	Adler et al. [250]	2018 KAIS
	Calders and Verwer [73]	2010 Data Min. Knowl. Discov	
	Kamiran et al. [114]	2010 ICDM	
	Hardt et al. [251]	2016 NeurIPS	
	Pleiss et al. [214]	2017 NeurIPS	
	Woodworth et al. [154]	2017 COLT	
	Gupta et al. [74]	2018 arXiv	
	Kanamori and Arimura [252]	2019 JSAI	
	Kim et al. [253]	2019 AIES	
	Noriega-Campero et al. [234]	2019 AIES	
	Morina et al. [254]	2019 arXiv	
	Jiang et al. [133]	2020 UAI	
	Savani et al. [255]	2020 NeurIPS	
	Chzhen et al. [187]	2020 arXiv	
	Du et al. [256]	2021 arXiv	
	Mehrabi et al. [257]	2021 arXiv	
	Kanamori and Arimura [258]	2021 JSAI	
	Zhang et al. [259]	2022 FairWARE	
	Output	Pedreschi et al. [260]	2009 SDM
		Kamiran et al. [8]	2012 ICDM
Fish et al. [118]		2015 FATML	
Fish et al. [261]		2016 SDM	
Zhang et al. [38]		2017 arXiv	
Kim et al. [159]		2018 arXiv	
Liu et al. [262]		2018 arXiv	
Menon and Williamson [263]		2018 FAccT	
Kamiran et al. [9]		2018 J. Inf. Sci.	
Chzhen et al. [264]		2019 arXiv	
Chiappa [232]		2019 AAAI	
Iosifidis et al. [55]		2019 Big Data	
Lohia et al. [265]		2019 ICASSP	
Wei et al. [78]		2020 PMLR	
Kobayashi and Nakao [218]		2020 arXiv	
Nguyen et al. [266]		2021 J. Inf. Sci.	
Lohia [267]		2021 arXiv	

4.3.2 Classifier Correction

Post-processing approaches can also directly be applied to classification models, which Savani et al. [255] called intra-processing. A successfully trained classification model is adapted to obtain a fairer one. Such modification have been applied to Naive Bayes [73], Logistic Regression [133], Decision Trees [114], [258], [259], Neural Networks [255], [256], [257] and Regression Models [187].

Hardt et al. [251] proposed the modification of classifiers to achieve fairness with respect to Equalized Odds and Equality of Opportunity. Given an unfair classifier \hat{Y} , the classifier \tilde{Y} is derived by solving an optimization problem under consideration of fairness loss terms.

Woodworth et al. [154] showed that this kind of modification can lead to a poor accuracy, for example when the loss function is not strictly convex. In addition to constraints during training, they proposed an adaptation of the approach by Hardt et al. [251]. Gupta et al. [74] and Morina et al. [254] followed the strategy of Hardt et al. [251] for post-processing classification models.

Pleiss et al. [214] split a classifier in two (h_0, h_1 , for the privileged and unprivileged group). To balance the false positive and false negative rate of the two classifiers, h_1 is adjusted such that with a probability of α the class mean is returned rather than the actual predication. Noriega-Campero et al. [234] followed the calibration approach of Pleiss et al. [214].

Kamiran et al. [114] modified Decision Tree classifiers by relabeling leaf nodes. The goal of relabeling was to reduce bias while sacrificing as little accuracy as possible. A greedy procedure was followed which iteratively selects the best leaf to relabel (i.e., highest ratio of fairness improvement per accuracy loss). Kanamori and Arimura [258] formulated the

modification of branching thresholds for Decision Trees as a mixed integer program.

Kim et al. [253] proposed *Multiaccuracy Boost*, a post-processing approach similar to boosting for training classifiers. Given a black-box classifier and a learning algorithm, *Multiaccuracy Boost* iteratively adapts the current classifier based on its predictive performance.

4.3.3 Output Correction

The latest stage of applying bias mitigation methods is the correction of the output. In particular, the predicted labels are modified.

Pedreschi et al. [260] considered the correction of rule based classifiers, such as CPAR [268]. For each individual, the k rules with highest confidence are selected to determine the probability for each output label. Given that some of the rules can be discriminatory, their confidence level is adjusted to reduce biased labels.

Menon and Williamson [263] proposed a plugin approach for thresholding predictions. To determine the thresholds to use, the class probabilities are estimated using logistic regression.

Kamiran et al. [8], [9] introduced the notion of reject option which modifies the prediction of individuals close to the decision boundary. In particular, individuals belonging to the unprivileged group receive a positive outcome and privileged individuals an unfavourable outcome. Similarly, Lohia et al. [265] relabeled individuals that are likely to receive biased outcomes, but rather than considering the decision boundary, they used an “individual bias detector” to find predictions that are likely suffer from individual discrimination. This work was extended in 2021, where individuals were ranked based on their “Unfairness Quotient” (i.e., the difference between regular prediction and with perturbed protected attribute). Fish et al. [261] proposed a confidence-based approach which returns a positive label for each prediction above a given threshold. This has also been applied to AdaBoost [118]. Other than using a general threshold for all instances, group dependent thresholds can be used [55], [218], [264].

Chiappa [232] addressed the fairness of causal models under consideration of a counterfactual world in which individuals belong to a different population group. The impact of the protected attribute on the prediction outcome is corrected to ensure that it coincides with counterfactual predictions. This way, sensitive information is removed while other information remains unchanged.

4.4 Combined Approaches

While most publications propose the use of a single type of bias mitigation method, we found 45 that applied multiple techniques at the same time (e.g., two pre-processing methods, one in-processing and one post-processing methods). Table 6 summarizes these approaches.

Among these 45 publications, 82% (37 out of 45) applied in-processing, 51% (23 out of 45) applied pre-processing, and 33% (15 out of 45) applied post-processing methods.

Additionally, 19 out of 45 publications applied multiple types of bias mitigation methods but at the same stage of the development process (e.g., two pre-processing approaches).

In particular, there are 5 publications which applied multiple pre-processing methods. Among these 5 publications, 4 applied sampling and relabeling [33], [35], [36], [39]. The remaining 14 out of 19 publications applied multiple in-processing methods, all of which include regularization or constraints.

27 publications applied at least two methods at different stages of the development process for ML models (e.g. one pre-processing and one in-processing method). Moreover, there are three publications that addressed bias mitigation at each stage: pre-processing, in-processing and post-processing [55], [73], [74].

Calders and Verwer [73] proposed three approaches for achieving discrimination-free classification of naive bayes models. At first, a latent variable is added to represent unbiased labels. The data is then used to train a model for each possible sensitive attribute value. Lastly, the probabilities output by the model are modified to account for unfavourable treatment (i.e., increasing the probability of positive outcomes for the unprivileged group and reducing it for the privileged group).

Gupta et al. [74] tackled the problem of bias mitigation for situation where group labels are missing in the datasets. To combat this issue, they created a latent “proxy” variable for the group membership and incorporated constraints for achieving fairness for such proxy groups in the training procedure. Lastly, they followed the approach of Hardt et al. [251] to debias an existing classifier by adding an additional variable to the prediction problem (see Section 4.3.2).

Iosifidis et al. [55] followed an ensemble approach of multiple AdaBoost classifiers. In particular, each classifier is trained on an equal amount of instances from each population group and label by sampling. Predictions are then modified by applying group-dependent thresholds.

4.5 Classification Models

Here we outline the classification models on which the three types of bias mitigation methods (pre-, in-, post-processing) have been applied on. Table 7 shows the frequency with which each type of classification model has been applied.

So far the most frequently used classification model is Logistic Regression, for each method type (pre-, in-, post-processing), with a total of 95 unique publications using it for their experiments. The next most frequently used classification models are Neural Networks (NN). A total of 54 publications used NNs for their experiments, with the majority being in-processing methods.

Decision Trees (33 publications) and Random Forests (28 publications) are also frequently used. Moreover, different Decision Tree variants have been used, such as Hoeffding trees, C4.5, J48 and Bayesian random forests.

While the range of classification models is diverse, some of them are similar to one another:

- Boosting: AdaBoost, XGBoost, SMOTEBoost, Boosting, LightGBM, OSBoost, Gradient Tree Boosting;
- Rule-based: RIPPER, PART, CBA, Decision Set, rule sets, decision rules.

Figure 2 illustrates the number of different classification models considered during experiments. It is clear to

TABLE 6
Publications with multiple bias mitigation methods. “X” indicates that the publication applies a bias mitigation approach of the corresponding category (i.e., pre-, in-, or post-processing).

Authors [Ref]	Processing Method		
	Pre	In	Post
Calders et al. [33]	x x		
Žliobaite et al. [35]	x x		
Kamiran and Calders [36]	x x		
Hajian et al. [37]	x x		
Iosifidis et al. [39]	x x		
Chakraborty et al. [72]	x x		
Oneto et al. [76]	x	x x	
Calders and Verwer [73]	x	x	x
Gupta et al. [74]	x	x	x
Iosifidis et al. [55]	x	x	x
Komiyama and Shiao [87]	x	x	
Pérez-Suay et al. [89]	x	x	
Grgić-Hlača et al. [94]	x	x	
Xu et al. [51]	x	x	
Madras et al. [77]	x	x	
Hu et al. [59]	x	x	
Chakraborty et al. [63]	x	x	
Grari et al. [80]	x	x	
Du and Wu [67]	x	x	
Amend and Spurlock [68]	x	x	
Zhang et al. [38]	x		x
Wei et al. [78]	x		x
Quadrianto and Sharmanska [119]		x x	
Gillen et al. [161]		x x	
Kearns et al. [163]		x x	
Agarwal et al. [167]		x x	
Goel et al. [124]		x x	
Beutel et al. [126]		x x	
Grari et al. [127]		x x	
Kamani [141]		x x	
Perrone et al. [192]		x x	
Ranzato et al. [143]		x x	
Liu et al. [144]		x x	
Mishler and Kennedy [198]		x x	
Roy et al. [221]		x x	
Kamiran et al. [114]		x	x
Fish et al. [118]		x	x
Pleiss et al. [214]		x	x
Woodworth et al. [154]		x	x
Kim et al. [159]		x	x
Chiappa [232]		x	x
Noriega-Campero et al. [234]		x	x
Jiang et al. [133]		x	x
Kobayashi and Nakao [218]		x	x
Chzhen et al. [187]		x	x

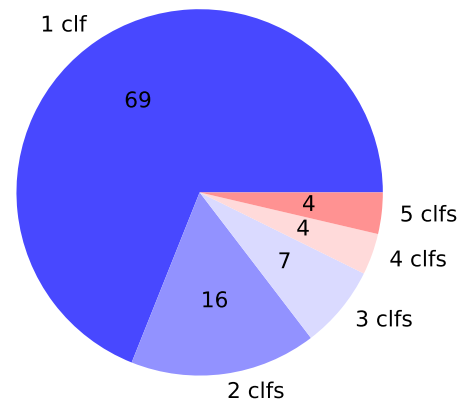


Fig. 2. Number of classification models (clf) used for evaluation.

TABLE 7

Frequency of classification model usage for evaluating bias mitigation methods. Amounts are provided for each category and as a unique measure to avoid counting publications with multiple approaches double.

Model	Unique	Processing Method		
		Pre	In	Post
Logistic Regression	98	43	55	10
Neural Network	54	14	36	9
Decision Tree	33	12	14	9
Random Forest	28	12	13	6
SVM	26	11	11	6
Naive Bayes	25	12	11	4
Linear Regression	19	4	18	1
Nearest Neighbour	6	3	1	2
XGBoost	6	0	5	1
AdaBoost	5	0	3	3
Causal	5	1	5	0
Bandit	3	0	3	0
LightGBM	3	0	3	0
Nearest Neighbor	2	2	0	0
J48	2	1	1	0
Hoeffding Tree	2	1	1	0
Boosting	2	0	2	0
CPAR	1	0	0	1
RIPPER	1	1	0	0
PART	1	1	0	0
C4.5	1	1	0	0
CBA	1	0	1	0
Lattice	1	1	1	1
PSL	1	0	1	0
Lasso	1	0	1	0
BART	1	0	1	0
RTL	1	0	1	0
SMOTEBoost	1	0	1	0
AUE	1	1	0	0
Tree Ensemble	1	0	1	0
Gradient boosted trees	1	1	0	1
Kmeans	1	0	1	0
Gradient Tree Boosting	1	0	1	0
Decision Rules	1	0	1	0
OSBoost	1	0	1	0
SMSGDA	1	0	1	0
POEM	1	0	1	0
Markov random filed	1	0	1	0
Probabilistic circuits	1	0	1	0
Rule Sets	1	0	1	0
Discriminant analysis	1	0	1	0

see that the majority of publications (70%) applied their bias mitigation method to only one classification model. While in-processing methods are model specific and directly modify the training procedure, pre-Processing and most post-Processing bias mitigation methods can be developed independently from the classification models they are used for. Therefore, they can be devised once and applied to multiple classification models for evaluating their performance. Our observations confirm this intuition: only 23% of publications with in-processing methods consider more than one classification model, while 34% and 38% of pre- and post-processing methods consider more than one respectively.

5 DATASETS

In this section, we investigate the use of datasets for evaluating bias mitigation methods. Among these datasets, some have been divided into multiple subsets (e.g., risk of recidivism or violent recidivism, medical data for different time periods). For clarity, we treat data from the same source as a single dataset.

TABLE 8

Frequency of widely used datasets (i.e., used in at least three publications).

Dataset Name	Frequency	Percentage
Adult [270]	171	78%
COMPAS [2]	106	48%
German [270]	65	30%
Communities and Crime [271]	31	14%
Bank [272]	24	11%
Law School [273]	16	7%
Default [274]	16	7%
Dutch Census [275]	15	7%
Health [276]	10	5%
MEPS [277]	7	3%
Heart disease [270]	6	3%
Wine [278]	4	2%
Student [279]	4	2%
Ricci [280]	4	2%
Drug [281]	4	2%
SQF [282]	3	1%
Arrhythmia [270]	3	1%

Following this procedure, we gathered a total of 59 unique datasets. We discuss these datasets in Section 5.1 (e.g., what is the most frequently used dataset?) and Section 5.2 (e.g., how many datasets do experiments consider?). Additionally, 40 papers created synthetic or semi-synthetic datasets for their experiments. Section 5.3 provides information on the creation of such synthetic data.

For further details on datasets, we refer to Quy et al. [269] who surveyed 15 datasets and provided detailed information on the features and dataset characteristics. Additionally, Kuhlman et al. [15] gathered 22 datasets from papers published in the ACM Fairness, Accountability, and Transparency (FAT) Conference and 2019 AAAI/ACM conference on Artificial Intelligence, Ethics and Society (AIES).

5.1 Dataset Usage

In this section, we investigate the frequency with which each dataset set has been used. The purpose of this analysis is to highlight the importance of each dataset and recommend the most important datasets to use for evaluating bias mitigation methods.

Among the 61 datasets, two are concerned with synthetic data (i.e., “synthetic” and “semi-synthetic”) which we address in Section 5.3. Therefore, we are left with 59 datasets. 53% of the datasets (31 out of 59) are used by only one paper during their experiments. Another 19% of the datasets (11 out of 59) are only used twice. Thereby, 71% of the datasets (43 out of 59) are used rarely (by one or two papers).

Table 8 list the frequency of the remaining 17 datasets (used in three or more publications). In addition to the frequency, a percentage is provided (i.e., how many of the 219 publications use this datasets). Among all datasets, the Adult dataset is used most frequently (by 78% of the publications). Only four other datasets are used by 10% or more of the publications (COMPAS, German Communities and Crime, Bank). This shows that in order to enable a simple comparison with existing work, one should consider at least the Adult and COMPAS dataset. A list of all datasets can be found in our online repository [20].

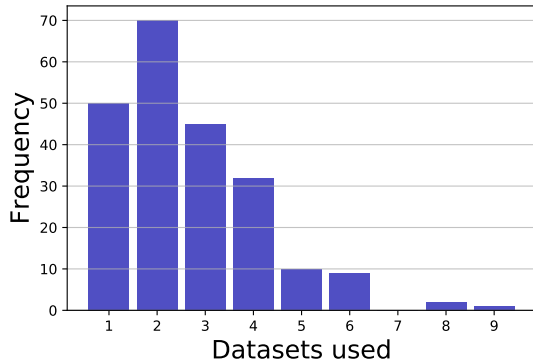


Fig. 3. Number of datasets used per paper.

5.2 Dataset Count

In addition to detecting the most popular datasets for evaluating bias mitigation methods, we investigate the number of different datasets used, as this impacts the diversity of the performance evaluation [15].

Figure 3 visualizes the number of datasets used for each of the 219 publications.

The most commonly used number of datasets considered for experiments is two, which has been observed in 70 out of 234 of the publications. Over all, it can be seen that the number of considered datasets is relatively small (90% of the publications use four or fewer datasets), with an average of 2.66 datasets per paper. Two publications stand out in particular, with 8 (Fukuchi et al. [149]) and 9 datasets (Chakraborty et al. [70]) respectively. In accordance with existing work, new publications should evaluate their bias mitigation methods on three datasets, and if possible more.

5.3 Synthetic Data

In addition to the 59 existing datasets for experiments, 38 publications created synthetic datasets to evaluate their bias mitigation method. Moreover, we found 2 publications that use semi-synthetic data (i.e., modify existing datasets to be applicable for evaluating bias mitigation methods) in their experiments [77], [215], as a means of evaluating their data generation approach.

The created datasets range from hundreds of data points [102], [165], [229], [235] to 100,000 and above [39], [105], [134], [139]. While the sampling procedures are well described, it is not uncommon for publications to not state the dataset size used for experiments [127], [174], [178], [183], [186], [190], [202], [257].

As exemplary data creation procedure, we briefly outline the data generation approach applied by Zafar et al. [156], as it is the most frequently adapted approach by other publications [69], [75], [157], [209], [217], [237]. In particular, Zafar et al. [156] generated 4,000 binary class labels. These are augmented with 2-dimensional user features which are drawn from different Gaussian distributions. Lastly, the sensitive attribute is then drawn from a Bernoulli distribution.

5.4 Data-split

In this section we analyze whether existing publications provided information on the data splits, in particular what

sizing has been chosen. Moreover, we investigate how often experiments have been repeated with such data splits, to account for training instability [16]. Our focus lies on the data-splits used when evaluating the bias mitigation methods (e.g., we are not interested in data-splits that are applied prior for hyperparameter tuning of classification models [61], [102], [181], [283]).

Among the 219 publications that carry out experiments, 154 provide information on the data-split used and 90 provide information on the number of *runs* (different splits) performed. The high amount of publications that do not provide information on the data-split sizes could be explained by the fact that some of the 59 datasets provided default splits. For example, the Adult dataset has a pre-defined train-test split of 70%-30%, and Cotter et al. [175] used designated data splits for four datasets.

A widely adopted approach for addressing data-splits for applying bias mitigation methods is k -fold cross validation. Such methods divide the data in k partitions and use each part once for testing and the remaining $k - 1$ partitions for training. Overall, 42 publication applied cross validation: 10-fold (21 times), 5-fold (17 times), 3-fold (twice), 20-fold (once), and once without specification of k [124].

If the data-splits are not derived from k -folds, the most popular sizes (i.e., train split size - test split size) are:

- 80%-20% (26 times);
- 70%-30% (22 times);
- 67%-33% (9 times);
- 50%-50% (7 times);
- 75%-25% (4 times).

In addition to these regular sized datasplits, there are 13 publication which divide the data into very “specific” splits [79], [82], [89], [95], [106], [189], [199], [200], [217], [235], [244], [253], [256]. For example, Quadrianto et al. [95] who divided the Adult dataset into 28,222 training, 15,000 and 2,000 validation instance. Another example are Liu and Vicente [217] who chose 5,000 training instances at random, using the remaining 40,222 instances for testing.

Once the data is split in training and testing data, experiments are repeated 10 times in 38 out of 90 and 5 times in 25 out of 90 cases. The most repetitions are performed by da Cruz [240], who trained 48,000 models per dataset to evaluate different hyperparameter settings.

We have found 11 publications that use different train and test splits for experiments on multiple datasets [48], [89], [106], [110], [120], [132], [133], [185], [189], [198], [243]. Reasons for that can be found in the stability of bias mitigation methods when dealing with large amount of training data [120].

While most publication split the data in two parts (i.e., training and test split), there are 16 publication that use validations split as well. The sizes for validation splits range from 5% to 20%. Furthermore, Mishler and Kennedy [198] divided data in 4-5 different splits for evaluating their ensemble learning procedure.

Bias mitigation method that process data in a streaming [39], [129], [238] or sequential [191] fashion need to be addressed differently, as they do not use the entirety of the training data at once but rather in smaller steps.

6 FAIRNESS METRICS

Fairness metrics play an integral part in the bias mitigation process. First they are used to determine the degree of bias a classification model exhibits before applying bias mitigation methods. Afterwards, the effectiveness of bias mitigation methods can be determined by measuring the same metrics after the mitigation procedure.

Recent fairness literature has introduced a variety of different fairness metrics, that each emphasize different aspect of classification performance.

To provide a structured overview of such a large amount of metrics, we devise metric categories, and take into account the classifications by Catan and Haas [21], and Verma and Rubin [19]. Overall we categorize the metrics used in the 200 publications in six categories:

- Definitions based on labels in dataset;
- Definitions based on predicted outcome;
- Definitions based on predicted and actual outcomes;
- Definitions based on predicted probabilities and actual outcome;
- Definitions based on similarity;
- Definitions based on causal reasoning;

In the following, we provide information on how these metric types have been used. In total, we found 91 unique metrics that have been used by the 219 publications that performed experiments. While some of the categories only contain few different metrics (Definitions Based on labels in dataset, Definitions Based on Predicted Probabilities and Actual Outcome and Definitions Based on Similarity all have less than 10 different metrics); *Definitions Based on Predicted Outcome* have 20, *Definitions Based on Predicted and Actual Outcomes* have 27, and *Definitions Based on Causal Reasoning* 26 different metrics. Therefore, we outline the most frequently used metrics for *Definitions Based on Predicted and Actual Outcomes* and *Definitions Based on Causal Reasoning*.

On average, publications consider two fairness metrics when evaluating bias mitigation methods, with 43% of the publications only using one fairness metric. The most frequently used metrics are outlined in Table 9, while listing at least one metric per category. For detailed explanations of fairness metrics, we refer to and Verma and Rubin [19].

In addition to quantifying the bias according to prediction tasks, we found metrics that determined fairness in accordance with feature usage (e.g., do users think this feature is fair [94]) and quality of representations [84], [91], [97] (see Section 4.1.4).

6.1 Definitions Based on Labels in Dataset

Fairness definition based on the dataset labels, also known as “dataset metrics”, are used to determine the degree of bias in an underlying dataset [284]. One purpose of datasets metrics is determine whether there is a balanced representation of privileged and unprivileged groups in the dataset. This is in particular useful for pre-processing bias mitigation methods, as they are able to impact the data distribution of the training dataset.

Most frequently, datasets metrics are used to measure the disparity in positive labels for population groups, such as

Mean Difference, slift or elift [254]. Hereby, Mean Difference is the most popular, used in 5 publications.

Another metric based on dataset labels is Balanced Error Rate (BER) [51]. Xu et al. [51] trained an SVM to compare the error rates when predicting protected attributes for both groups.

6.2 Definitions Based on Predicted Outcome

Definitions based on predicted outcome, or “Parity-based” metrics, are used to determine whether different population groups receive the same degree of favour. For this purpose, only the predicted outcome of the classification needs to be known.

The most popular approach for measuring fairness according to predicted outcome is the concept of *Demographic parity*, which states that privileged and unprivileged groups should receive an equal proportion of positive labels. This can be done as by computing their difference (Statistical Parity Difference) or their ratio (Disparate Impact). Similar to Disparate Impact, the p-rule compares two ratios of positive labels ($group_1/group_2$, $group_2/group_1$) and Among those two ratios, the minimum value is chosen. In addition to numeric bias scores, the disparity of group treatment can also be seen visually [41], [58], [157], [173], [181], [251].

If the direction of bias is of no interest (i.e., it is not important which group receives a favourable treatment), then the absolute bias values can be considered [194], [201], [210], [213]. While it is possible to compute fairness metrics based on differences as well as ratios between two groups, both which have been applied in the past, Žliobaite [22] advised against ratios as they are more challenging to interpret.

6.3 Definitions Based on Predicted and Actual Outcomes

Definitions based on predicted and actual outcomes are used to evaluate the prediction performance of privileged and unprivileged groups (e.g., is the classification model more likely to make errors when dealing with unprivileged groups?).

Similar to definitions based on predicted outcomes, the rates for privileged and unprivileged groups are compared.

The most popular metric of this type is *Equality of Opportunity* (used 49 times), followed by *Equalized odds* (used 35 times). While *Equality of Opportunity* is satisfied when populations groups have equal FNR, *Equalized odds* is satisfied if population groups have equal TPR and FPR. In addition to evaluating fairness in according to the confusion matrix (TPR - 12 times, FPR - 27 times, TNR - 6 times), the accuracy rate, difference in accuracy for both groups, has been used 14 times. Moreover, conditional TNR and TPR have been evaluated [53], [112].

6.4 Definitions Based on Predicted Probabilities and Actual Outcome

While Section 6.3 detailed metrics based on actual outcomes and predicted labels, this Section outlines metrics that consider predicted probabilities instead.

Jiang et al. [133] proposed strong demographic disparity (SDD) and SPDD, which are parity metrics computed

TABLE 9

Popular fairness metrics. The most frequently used metric for each category is provided. (TODO not sure if to combine FNR and Equality of opportunity).

Name	Section	#	Description
Statistical Parity Difference	6.2	95	Difference of positive predictions per group
Disparate Impact, P-rule	6.2	43	Ratio of positive predictions per group
Equalized Odds	6.3	34	Equal TPR and FPR per population groups
Equality of Opportunity	6.3	32	Equal FNR per population groups
False Positive Rate	6.3	29	False positive rate difference per group
False Negative Rate	6.3	18	False negative rate difference per group
Accuracy Rate Difference	6.3	17	Difference of prediction accuracy per group
			...
Mean Difference	6.1	5	Difference of positive labels per group in the datasets
Causal Discrimination	6.5	5	Different predictions for identical individuals except for protected attribute
Normalized Prejudice Index	6.6	4	Mutual information between protected attributes and predictions
			...
strong demographic disparity	6.4	1	Demographic parity difference over various decision thresholds

over a variety of thresholds (i.e., prediction tasks apply a threshold of 0.5 by default). Chzhen et al. [187] also varied thresholds, to compute the Kolmogorov-Smirnov distance. Heidari et al. [162] measured fairness based on positive and negative residual differences. Agarwal et al. [179] computed a Bounded Group Loss (BGL) to minimize the worst loss of any group, according to least squares.

6.5 Definitions Based on Similarity

Definitions based on similarity are concerned with the fair treatment individuals. In particular, it is desired that individuals that exhibit a certain degree of similarity receive the same prediction outcome. For this purpose, different similarity measures have been applied. The most popular similarity metric used is *consistency* or *inconsistency* (used in 4 and 1 publications respectively) [81]. *Consistency* compares the prediction of an individual with the k -nearest-neighbors according the input space [81]. Loung et al. [34] also utilized k -nearest-neighbors, to investigate the difference in predictions for different values of k .

Similarities between individuals have been computed according to ℓ_∞ -distance [106], and euclidean distance with weights for features [81]. Individuals have also been treated as similar if they have equal labels [121], are equal except for non-sensitive feature or based on predicted label [71]. If similarity of individuals is determined solely by differences in sensitive features, one is speaking of “causal discrimination” [111], [265].¹

In contrast to determining similarity computationally, Jung et al. [177] allowed stakeholders to judge whether two individuals should receive the same treatment.

Moreover, Ranzato et al. [143] considered four types of similarity relations (NOISE, CAT, NOISE-CAT, CONDITIONAL-ATTRIBUTE), when dealing with numerical and categorical features. Verma et al. [71] considered two types of similarities: input space (identical on non-sensitive features), output space (identical prediction). Lahoti et al. [102] built a similarity graph to detect similar individuals. This graph is built based on pairwise information on individuals that should be treated equally with respect to a given task.

1. Some publications refer to this as “Counterfactual fairness” [135], [208], [220], but we follow the guidelines of Verma and Rubin [19] and treat counterfactual fairness as a Causal metric.

6.6 Causal Reasoning

Fairness definitions based on causal reasoning take causal graphs in account to evaluate relationships between sensitive attributes and outcomes [19].

For example, Counterfactual fairness states that a causal graph is fair, if the prediction does not depend on descendants of the protected attribute [226]. This definition has been adopted by four publications. Moreover, the impact of protected attributes on the decision has been observed in two ways: direct and indirect prejudice [46]. Direct discrimination occurs when the treatment is based on sensitive attributes. Indirect discrimination results in biased decision for population groups based on non-sensitive attributes, which might appear to be neutrals. This could occur due to statistical dependencies between protected and non-protected attributes.

Direct and indirect discrimination can be modelled based on the causal effect along paths taken in causal graphs [46]. To measure indirect discrimination, Prejudice Index (PI) or Normalized Prejudice Index (NPI) have been applied four times [116]. NPI quantifies the mutual information between protected attributes and predictions. Mutual information has also been used to determine the fairness of representations [93], [97]. Similar to determining the degree of mutual information between sensitive attributes and labels, the ability to predict sensitive information based on representations has been used in four publications.

7 BENCHMARKING

After establishing on which datasets bias mitigation methods are applied, and which metrics are used to measure their performance (Section 6), we investigate how they have been benchmarked.

Benchmarking is important for ensuring the performance of bias mitigation methods. Nonetheless, we found 14 out of 219 publications that perform experiments but do not compare results with any type of benchmarking. Therefore, the remaining section addresses 204 publications which: 1) perform experiments; 2) apply benchmarking.

TABLE 10

Benchmarking against bias mitigation method types. For each bias mitigation category (i.e., pre-, in-, or post-processing), we count the type of benchmarking methods.

Type		#	None	Type		
				Pre	In	Post
	Pre	76	33	37	23	10
	In	122	40	36	74	36
	Post	31	8	12	14	18

7.1 Baseline

To determine whether bias mitigation methods are able to reduce effectively, different types of baselines have been used.

The most general baseline is to compare the fairness achieved by classification models after applying a bias mitigation method with the fairness of a fairness-agnostic Original Model (OM). If a method is not able to exhibit an improved fairness over a fairness agnostic classification model, then it is not applicable for bias mitigation. Given that this is the minimum requirement for bias mitigation methods, it is the most frequently used baseline (used in 161 out of 204 experiments).

Another baseline method is *suppressing*, which performs a naive attempt of mitigating bias by removing the protected attribute from the training data. However, it has been found that solely removing protected attributes does not remove unfairness [7], [33], as the remaining features are often correlated with the protected attribute. To combat this risk, Kamiran et al. [114] suppressed not only the sensitive feature but also the k-most correlated ones. *Suppressing* has been used in 26 out of 204 experiments.

Random baselines constitute more competitive baselines than solely suppressing the protected attribute. Bias mitigation methods that outperform random baselines show that they are not only able to improve fairness but also able to perform better than naive methods. Random baselines have been used in 7 out of 204 experiments.

7.2 Benchmarking Against Bias Mitigation Methods

In addition to baselines, we investigate how methods are benchmarked against other, existing bias mitigation methods. In particular, we are interested in which methods are popular, how many bias mitigation methods are used for benchmarking, and to what category these methods belong.

At first, we investigate what type of bias mitigation method are considered for benchmarking (e.g., are pre-processing methods more likely to benchmark against other pre-processing methods or in-/post-processing methods). Table 10 illustrates the results. In particular, # shows how many unique publications propose a given type of bias mitigation method (i.e., there are 76 publications with pre-processing methods). For each of these publication methods we determine whether they benchmark against pre-, in- or post-processing methods. If no benchmarking against other bias mitigation methods is performed, we count this as “None”.

We find that pre-processing methods are the most likely to not benchmark against other bias mitigation methods




Fig. 4. Most frequently benchmarked publications. For each publication, the number of times it has been used for benchmarking is shown.

at 43% (33 out of 76). 33% (40 out of 122) of in-processing methods and 26% (8 out of 31) of post-processing methods do not benchmark against other bias mitigation methods. Furthermore, we can see that each bias mitigation type is more likely to benchmark against methods of the same type.

In addition to detecting the type of bias mitigation methods for benchmarking, we are interested in what approaches in particular are used for benchmarking. Therefore, we count how often each of the 234 bias mitigation methods we gathered have been used for benchmarking.

Overall, 85 bias mitigation methods have been used as a benchmark by at least one other publication. Figure 4 illustrates the most frequently used bias mitigation methods for benchmarking. Among the 17 listed methods, all of which are used for benchmarking by at least six other publications, eight are pre-processing, nine in-processing, and two post-processing. Notably, the five most-frequently used methods include each of the three types: sampling and relabelling for pre-processing [36], constraints [155], [156] and adversarial learning [202] for in-processing, and classifier modification for post-processing [251].

7.3 Benchmarking Against Other Methods

In addition to benchmarking against existing bias mitigation methods, practitioners frequently use other methods, which have not been designed with the goal of mitigation bias, for benchmarking. Overall, we found 34 publications that use similar, non-bias mitigation methods for benchmarking (i.e., use a general data augmentation method to benchmarking fairness-aware resampling).

TABLE 11
Publications that benchmark with approaches that are not a bias mitigation method.

Type	Category	Section	References
Pre	Sampling Representation	4.1.2	[51], [54], [56], [57], [61], [62], [67], [69]
		4.1.4	[83], [98], [100], [104], [110], [111], [112]
In	Regularization Constraints Adversarial Adjusted	4.2.1	[144], [174], [185]
		4.2.1	[67], [149], [160], [182], [184], [196]
		4.2.2	[51], [204], [208], [209], [212]
		4.2.4	[144], [191], [223], [238], [239]
Post	Input Classifier Output	4.3.1	[250]
		4.3.2	[257]
		4.3.3	[9]

Table 11 shows the publications that benchmark their proposed method against non-bias mitigation methods, according to the type of approach applied. Among the 12 types of approaches, as shown in Section 4.1 - 4.3, seven can be found to benchmark against non-bias methods. This occurs rarely for post-processing methods, three publications in total, with one per approach type. 14 and 18 publications for pre-processing and in-processing methods respectively, benchmark against non-bias mitigation methods.

8 CHALLENGES

Research on bias mitigation is fairly young and does therefore enable challenges and opportunities for future research. In this section, we highlight five challenges that we extracted from the collected publications, that call for future action or extension of current work.

8.1 Fairness definitions

A variety of different metrics have been proposed and used in practice (see Section 6), which can be applied to different use cases. However, with such a variety of metrics it is difficult to evaluate bias mitigation on all and ensure their applicability. Synthesizing or selecting a fixed set of metrics to use is still an open challenge [10], [207], as can be seen by the 91 different fairness metrics obtained in Section 6.

While synthesizing existing fairness notions is one problem, it is also relevant to ensure that the used metrics are representative for the problem at hand. Often, this means evaluating fairness in a binary classification problem for two population groups. While this can be the correct way to model fairness scenarios, it is not sufficient to handle all cases, such that future work should focus on multi-class problems [36], [205], [220], [254] and non-binary sensitive attributes, which was mentioned by 14 publications.

Other challenges regarding metrics include the trade-offs when dealing with accuracy and/or multiple fairness metrics [5], [21], [167], [285], as well as the allowance of some degree of discrimination as long it as explainable (e.g., enforcing a fairness criteria completely could lead to unfairness in another) [36], [45], [73], [81].

8.2 Fairness Guarantees

Guarantees are of particular importance when dealing with domains that fall under legislation and regulatory controls [40], [116]. Therefore, it is not always sufficient to

establish the effectiveness of a bias mitigation method based on the performance on the test set without any guarantees.

In particular, Dunkelau and Leuschel [17] pointed out that most bias mitigation methods are evaluated on test sets and their applicability to real-world tasks depends on whether the test set reliably represents reality. If that is not the case, fairness guarantees could ensure that bias mitigation methods are able to perform well with regards to unknown data distributions. Therefore, seven publications considered fairness guarantees as a relevant avenue of future work. Similarly, allowing for interpretable and explainable methods can aid in this regard [43], [95], [116], [154].

8.3 Datasets

Another challenge that arises when applying bias mitigation methods is the availability and use of datasets. The most pressing concern is the reliability and access to protected attributes, which was mentioned in nine publications, as this information is often not available in practice [286].

In particular, it is not guaranteed that the annotation process of the training data is bias free [251]. If possible an unbiased data collection should be enforced [119]. Other options are the debiasing of ground truth labels [64], [111] or use of expert opinions to annotate data [256]. If feasible, more data can be collected [43], [48], which is difficult from a research perspective, as commonly, existing and public datasets are used without the chance to manually collect new samples.

Moreover, the variety of protected attributes addressed in experiments, as found by Kuhlman et al. [15], is lacking diversity, with the majority of cases considering race and gender only. In practice, “collecting more training data” is the most common approach for debiasing, according to interviews conducted by Holstein et al. [286].

8.4 Real World Application

While the experiments are conducted on existing, public datasets, it is not clear whether they can be transferred to real-world applications without any adjustments. For example, Hacker and Wiedemann [85] see the challenge of data distributions changing over time, which would require continuous implementations of bias mitigation methods.

Moreover, developers might struggle to detect the relevant population groups to consider when measuring and mitigating bias [286], whereas the datasets investigated in Section 5 often simplify the problem and already provide binarized protected attributes (e.g., in the COMPAS, six “demographic” categories are transformed to “Caucasian” and “not Caucasian” [284]). Therefore, Martinez et al. [236] stated that automatically identifying sub-populations with high-risk during the learning procedure as a field of future work.

Given the multitude of fairness metrics (as seen in Section 6), real world applications could even suffer further unfairness after applying bias mitigation methods due to choosing incorrect criteria [136]. Similarly, showing low bias scores does not necessarily lead to a fair application, as the choice of metrics could be used for “Fairwashing” (i.e., using fake explanations to justify unfair decisions) [257], [287].

Sharma et al. [60] show the potential of user studies to not only provide bias mitigation methods that work well in a theoretical setting, but to make sure practitioners are willing to use them. In particular, the are interesting in finding how comfortable developers and policy makers are with regards to training data augmentation.

To facilitate the use and implementation of existing bias mitigation methods, metrics and datasets, popular toolkits such as AIF360 [284] and Fairlearn [288] can be used.

8.5 Extension of Experiments

Lastly, a challenge and field of future research is the extension of conducted experiments to allow for more meaningful results.

The most frequently discussed aspect of extending experiments is the consideration of further metrics (in 37 publications). Moreover, the usefulness of bias mitigation methods can be investigated when applied to additional classification models. This was pointed out by 10 publications. Given the 59 datasets that were used at least once, and on average 2.66 datasets used per publication, only five publications see the consideration of further datasets as a useful consideration for extending their experiments [50], [61], [63], [240], [245].

While the consideration of additional metrics, classification models and datasets does not lead to changes in the training procedure and experimental design, there are also intentions to apply bias mitigation methods to other tasks and contexts, such as recommendations [146], [156], ranking [116], [130], [156] and clustering [116].

9 CONCLUSION

In this paper, we have focused on the adoption of bias mitigation methods to achieve fairness in classification problems and provided an overview of 234 publications. Our survey first categories bias mitigation methods according to their type (i.e., pre-processing, in-processing, post-processing) and illustrates their procedures. We found 82 pre-processing, 147 in-processing, and 35 post-processing methods, showing that in-processing methods are the most commonly used. We devised 12 categories for the three method types, based on their approach (e.g., pre-processing methods can perform sampling). The most frequently applied approaches perform changes to the loss function in an in-processing stage (34 publications applying regularization and 59 applying constraints). Other approaches are less frequently used, with input correction in a post-processing stage has only being used once.

We further provided insights on the evaluation of bias mitigation methods according to three aspects: datasets, metrics, and benchmarking. We found a total of 59 datasets that have been used at least once by one of the 234 publications, among which the Adult dataset is the most popular (used by 78% of publications). Even though 59 datasets are available for evaluating bias mitigation methods, only 2.66 datasets are considered on average.

Similarly, we found a large number of fairness metrics that have been used at least once (91 unique metrics), which we divide in six categories. The most frequently used metrics belong to two categories: 1) Definitions based on

predicted outcome; 2) Definitions based on predicted and actual outcomes.

When it comes to benchmarking bias mitigation methods, they can be compared against baselines, other bias mitigation methods, or non-bias mitigation approaches. Among the three baselines we found (original model, suppressing, random), the 79% of bias mitigation methods consider the original model (i.e., the classification model without any bias mitigation applied) as a baseline. Commonly, methods are compared against other bias mitigation methods. 34 publications benchmark against non-bias mitigation methods.

Lastly, we list avenues of future work and challenges that have been discerned in the collected publications. This includes the synthesizing of fairness metrics, as there is no consensus reached on what metrics to use. In addition to measuring improvements, future bias mitigation methods can take fairness guarantees in account. The application of bias mitigation methods in practice is challenging, as developers might not be able to detect relevant population groups for which to measure bias and reliability of datasets (i.e., are prior observations biased?). Therefore, we hope that this survey helps researchers and practitioners to gain an understanding of the current, existing bias mitigation approaches and aspects support their development of new methods.

ACKNOWLEDGMENTS

This work is supported by the ERC Advanced fellowship grant no. 741278 (EPIC).

REFERENCES

- [1] A. Chouldechova and A. Roth, "The frontiers of fairness in machine learning," *arXiv preprint arXiv:1810.08810*, 2018.
- [2] J. Angwin, J. Larson, S. Mattu, and L. Kirchner, "Machine bias. propublica," See <https://www.propublica.org/article/machine-bias-risk-assessments-in-criminal-sentencing>, 2016.
- [3] R. Berk, H. Heidari, S. Jabbari, M. Kearns, and A. Roth, "Fairness in criminal justice risk assessments: The state of the art," *Sociological Methods & Research*, p. 0049124118782533, 2018.
- [4] J. Zhao, Y. Zhou, Z. Li, W. Wang, and K.-W. Chang, "Learning gender-neutral word embeddings," *EMNLP*, pp. 4847–4853, 2018.
- [5] D. Pessach and E. Shmueli, "Algorithmic fairness," *arXiv preprint arXiv:2001.09784*, 2020.
- [6] S. Barocas and A. D. Selbst, "Big data's disparate impact," *Calif. L. Rev.*, vol. 104, p. 671, 2016.
- [7] D. Pedreshi, S. Ruggieri, and F. Turini, "Discrimination-aware data mining," in *Proceedings of the 14th ACM SIGKDD international conference on Knowledge discovery and data mining*, 2008, pp. 560–568.
- [8] F. Kamiran, A. Karim, and X. Zhang, "Decision theory for discrimination-aware classification," in *2012 IEEE 12th International Conference on Data Mining*. IEEE, 2012, pp. 924–929.
- [9] F. Kamiran, S. Mansha, A. Karim, and X. Zhang, "Exploiting reject option in classification for social discrimination control," *Information Sciences*, vol. 425, pp. 18–33, 2018.
- [10] N. Mehrabi, F. Morstatter, N. Saxena, K. Lerman, and A. Galstyan, "A survey on bias and fairness in machine learning," *ACM Computing Surveys (CSUR)*, vol. 54, no. 6, pp. 1–35, 2021.
- [11] J. Dastin. (2018, oct) Amazon scraps secret ai recruiting tool that showed bias against women. [Online]. Available: <https://www.reuters.com/article/us-amazon-com-jobs-automation-insight-idUSKCN1MK08G>
- [12] P. J. Bickel, E. A. Hammel, and J. W. O'Connell, "Sex bias in graduate admissions: Data from berkeley," *Science*, vol. 187, no. 4175, pp. 398–404, 1975.
- [13] J. Chen, N. Kallus, X. Mao, G. Svacha, and M. Udell, "Fairness under unawareness: Assessing disparity when protected class is unobserved," in *Proceedings of the conference on fairness, accountability, and transparency*, 2019, pp. 339–348.

- [14] A. Romei and S. Ruggieri, "A multidisciplinary survey on discrimination analysis," 2011.
- [15] C. Kuhlman, L. Jackson, and R. Chunara, "No computation without representation: Avoiding data and algorithm biases through diversity," *arXiv preprint arXiv:2002.11836*, 2020.
- [16] S. A. Friedler, C. Scheidegger, S. Venkatasubramanian, S. Choudhary, E. P. Hamilton, and D. Roth, "A comparative study of fairness-enhancing interventions in machine learning," in *Proceedings of the Conference on Fairness, Accountability, and Transparency*. ACM, 2019, pp. 329–338.
- [17] J. Dunkelau and M. Leuschel, "Fairness-aware machine learning," 2019.
- [18] M. Hort, J. Zhang, F. Sarro, and M. Harman, "Fairea: A model behaviour mutation approach to benchmarking bias mitigation methods," in *Proceedings of the 29th ACM Joint Meeting on European Software Engineering Conference and Symposium on the Foundations of Software Engineering*, 2021.
- [19] S. Verma and J. Rubin, "Fairness definitions explained," in *2018 IEEE/ACM International Workshop on Software Fairness (FairWare)*. IEEE, 2018, pp. 1–7.
- [20] "On-line appendix: Survey results," 2022. [Online]. Available: <https://docs.google.com/spreadsheets/d/1kOmbKLMiFgHRSXvgM-O8OW4YKeDIGN0cPpECGQOMnA/edit?usp=sharing>
- [21] S. Caton and C. Haas, "Fairness in machine learning: A survey," *arXiv preprint arXiv:2010.04053*, 2020.
- [22] I. Žliobaite, "A survey on measuring indirect discrimination in machine learning," *arXiv preprint arXiv:1511.00148*, 2015.
- [23] X. Zhang and M. Liu, "Fairness in learning-based sequential decision algorithms: A survey," in *Handbook of Reinforcement Learning and Control*. Springer, 2021, pp. 525–555.
- [24] J. M. Zhang, M. Harman, L. Ma, and Y. Liu, "Machine learning testing: Survey, landscapes and horizons," *IEEE Transactions on Software Engineering*, 2020.
- [25] E. Soremekun, M. Papadakis, M. Cordy, and Y. L. Traon, "Software fairness: An analysis and survey," *arXiv preprint arXiv:2205.08809*, 2022.
- [26] Z. Chen, J. M. Zhang, F. Sarro, and M. Harman, "A comprehensive empirical study of bias mitigation methods for software fairness," *arXiv preprint arXiv:2207.03277*, 2022.
- [27] T. Sun, A. Gaut, S. Tang, Y. Huang, M. ElSherief, J. Zhao, D. Mirza, E. Belding, K.-W. Chang, and W. Y. Wang, "Mitigating gender bias in natural language processing: Literature review," *arXiv preprint arXiv:1906.08976*, 2019.
- [28] S. L. Blodgett, S. Barocas, H. Daumé III, and H. Wallach, "Language (technology) is power: A critical survey of 'bias' in nlp," *arXiv preprint arXiv:2005.14050*, 2020.
- [29] D. Pessach and E. Shmueli, "A review on fairness in machine learning," *ACM Computing Surveys (CSUR)*, vol. 55, no. 3, pp. 1–44, 2022.
- [30] W. Martin, F. Sarro, Y. Jia, Y. Zhang, and M. Harman, "A survey of app store analysis for software engineering," *IEEE transactions on software engineering*, vol. 43, no. 9, pp. 817–847, 2016.
- [31] C. Wohlin, "Guidelines for snowballing in systematic literature studies and a replication in software engineering," in *Proceedings of the 18th international conference on evaluation and assessment in software engineering*, 2014, pp. 1–10.
- [32] F. Kamiran and T. Calders, "Classifying without discriminating," in *2009 2nd international conference on computer, control and communication*. IEEE, 2009, pp. 1–6.
- [33] T. Calders, F. Kamiran, and M. Pechenizkiy, "Building classifiers with independency constraints," in *2009 IEEE International Conference on Data Mining Workshops*. IEEE, 2009, pp. 13–18.
- [34] B. T. Luong, S. Ruggieri, and F. Turini, "k-nn as an implementation of situation testing for discrimination discovery and prevention," in *Proceedings of the 17th ACM SIGKDD international conference on Knowledge discovery and data mining*, 2011, pp. 502–510.
- [35] I. Žliobaite, F. Kamiran, and T. Calders, "Handling conditional discrimination," in *2011 IEEE 11th International Conference on Data Mining*. IEEE, 2011, pp. 992–1001.
- [36] F. Kamiran and T. Calders, "Data preprocessing techniques for classification without discrimination," *Knowledge and Information Systems*, vol. 33, no. 1, pp. 1–33, 2012.
- [37] S. Hajian and J. Domingo-Ferrer, "A methodology for direct and indirect discrimination prevention in data mining," *IEEE transactions on knowledge and data engineering*, vol. 25, no. 7, pp. 1445–1459, 2012.
- [38] L. Zhang, Y. Wu, and X. Wu, "Achieving non-discrimination in prediction," *arXiv preprint arXiv:1703.00060*, 2017.
- [39] V. Iosifidis, T. N. H. Tran, and E. Ntoutsi, "Fairness-enhancing interventions in stream classification," in *International Conference on Database and Expert Systems Applications*. Springer, 2019, pp. 261–276.
- [40] M. Feldman, S. A. Friedler, J. Moeller, C. Scheidegger, and S. Venkatasubramanian, "Certifying and removing disparate impact," in *proceedings of the 21th ACM SIGKDD international conference on knowledge discovery and data mining*, 2015, pp. 259–268.
- [41] K. Lum and J. Johndrow, "A statistical framework for fair predictive algorithms," *arXiv preprint arXiv:1610.08077*, 2016.
- [42] H. Wang, B. Ustun, F. P. Calmon, and S. Harvard, "Avoiding disparate impact with counterfactual distributions," in *NeurIPS Workshop on Ethical, Social and Governance Issues in AI*, 2018.
- [43] J. E. Johndrow and K. Lum, "An algorithm for removing sensitive information: application to race-independent recidivism prediction," *The Annals of Applied Statistics*, vol. 13, no. 1, pp. 189–220, 2019.
- [44] H. Wang, B. Ustun, and F. Calmon, "Repairing without retraining: Avoiding disparate impact with counterfactual distributions," in *International Conference on Machine Learning*. PMLR, 2019, pp. 6618–6627.
- [45] F. Kamiran and T. Calders, "Classification with no discrimination by preferential sampling," in *Proc. 19th Machine Learning Conf. Belgium and The Netherlands*. Citeseer, 2010, pp. 1–6.
- [46] L. Zhang, Y. Wu, and X. Wu, "A causal framework for discovering and removing direct and indirect discrimination," in *Proceedings of the 26th International Joint Conference on Artificial Intelligence*, 2017, pp. 3929–3935.
- [47] V. Iosifidis and E. Ntoutsi, "Dealing with bias via data augmentation in supervised learning scenarios," *Jo Bates Paul D. Clough Robert Jäschke*, vol. 24, 2018.
- [48] I. Chen, F. D. Johansson, and D. Sontag, "Why is my classifier discriminatory?" *Advances in Neural Information Processing Systems*, vol. 31, 2018.
- [49] D. Xu, S. Yuan, L. Zhang, and X. Wu, "Fairgan: Fairness-aware generative adversarial networks," in *2018 IEEE International Conference on Big Data (Big Data)*. IEEE, 2018, pp. 570–575.
- [50] E. Krasanakis, E. Spyromitros-Xioufisi, S. Papadopoulos, and Y. Kompatsiaris, "Adaptive sensitive reweighting to mitigate bias in fairness-aware classification," in *Proceedings of the 2018 World Wide Web Conference*, 2018, pp. 853–862.
- [51] D. Xu, S. Yuan, L. Zhang, and X. Wu, "Fairgan+: Achieving fair data generation and classification through generative adversarial nets," in *2019 IEEE International Conference on Big Data (Big Data)*. IEEE, 2019, pp. 1401–1406.
- [52] V. Zelaya, P. Missier, and D. Prangle, "Parametrised data sampling for fairness optimisation," *KDD XAI*, 2019.
- [53] B. Salimi, L. Rodriguez, B. Howe, and D. Suciu, "Interventional fairness: Causal database repair for algorithmic fairness," in *Proceedings of the 2019 International Conference on Management of Data*, 2019, pp. 793–810.
- [54] A. Abusitta, E. Aïmeur, and O. A. Wahab, "Generative adversarial networks for mitigating biases in machine learning systems," *arXiv preprint arXiv:1905.09972*, 2019.
- [55] V. Iosifidis, B. Fetahu, and E. Ntoutsi, "Fae: A fairness-aware ensemble framework," in *2019 IEEE International Conference on Big Data (Big Data)*. IEEE, 2019, pp. 1375–1380.
- [56] D. Xu, Y. Wu, S. Yuan, L. Zhang, and X. Wu, "Achieving causal fairness through generative adversarial networks," in *Proceedings of the Twenty-Eighth International Joint Conference on Artificial Intelligence*, 2019.
- [57] L. E. Celis, V. Keswani, and N. Vishnoi, "Data preprocessing to mitigate bias: A maximum entropy based approach," in *International Conference on Machine Learning*. PMLR, 2020, pp. 1349–1359.
- [58] A. Morano, "Bias mitigation for automated decision making systems," Ph.D. dissertation, Politecnico di Torino, 2020.
- [59] T. Hu, V. Iosifidis, W. Liao, H. Zhang, M. Y. Yang, E. Ntoutsi, and B. Rosenhahn, "Fairnn-conjoint learning of fair representations for fair decisions," in *International Conference on Discovery Science*. Springer, 2020, pp. 581–595.
- [60] S. Sharma, Y. Zhang, J. M. Ríos Aliaga, D. Bouneffouf, V. Muthusamy, and K. R. Varshney, "Data augmentation for discrimination prevention and bias disambiguation," in *Proceedings*

- of the AAAI/ACM Conference on AI, Ethics, and Society, 2020, pp. 358–364.
- [61] S. Yan, H.-t. Kao, and E. Ferrara, “Fair class balancing: enhancing model fairness without observing sensitive attributes,” in *Proceedings of the 29th ACM International Conference on Information & Knowledge Management*, 2020, pp. 1715–1724.
- [62] H. Jiang and O. Nachum, “Identifying and correcting label bias in machine learning,” in *International Conference on Artificial Intelligence and Statistics*. PMLR, 2020, pp. 702–712.
- [63] J. Chakraborty, S. Majumder, Z. Yu, and T. Menzies, “Fairway: A way to build fair ml software,” in *Proceedings of the 28th ACM Joint Meeting on European Software Engineering Conference and Symposium on the Foundations of Software Engineering*, 2020, pp. 654–665.
- [64] Z. Yu, “Fair balance: Mitigating machine learning bias against multiple protected attributes with data balancing,” *arXiv preprint arXiv:2107.08310*, 2021.
- [65] T. Salazar, M. S. Santos, H. Araújo, and P. H. Abreu, “Fawos: Fairness-aware oversampling algorithm based on distributions of sensitive attributes,” *IEEE Access*, 2021.
- [66] J. Singh, A. Singh, A. Khan, and A. Gupta, “Developing a novel fair-loan-predictor through a multi-sensitive debiasing pipeline: Dualfair,” *arXiv preprint arXiv:2110.08944*, 2021.
- [67] W. Du and X. Wu, “Robust fairness-aware learning under sample selection bias,” *arXiv preprint arXiv:2105.11570*, 2021.
- [68] J. J. Amend and S. Spurlock, “Improving machine learning fairness with sampling and adversarial learning,” *Journal of Computing Sciences in Colleges*, vol. 36, no. 5, pp. 14–23, 2021.
- [69] Y. Roh, K. Lee, S. E. Whang, and C. Suh, “Sample selection for fair and robust training,” in *Thirty-Fifth Conference on Neural Information Processing Systems*, 2021.
- [70] J. Chakraborty, S. Majumder, and T. Menzies, “Bias in machine learning software: Why? how? what to do?” 05 2021.
- [71] S. Verma, M. Ernst, and R. Just, “Removing biased data to improve fairness and accuracy,” *arXiv preprint arXiv:2102.03054*, 2021.
- [72] J. Chakraborty, S. Majumder, and H. Tu, “Fair-ssl: Building fair ml software with less data,” *arXiv preprint arXiv:2111.02038*, 2022.
- [73] T. Calders and S. Verwer, “Three naive bayes approaches for discrimination-free classification,” *Data Mining and Knowledge Discovery*, vol. 21, no. 2, pp. 277–292, 2010.
- [74] M. Gupta, A. Cotter, M. M. Fard, and S. Wang, “Proxy fairness,” *arXiv preprint arXiv:1806.11212*, 2018.
- [75] N. Kilbertus, A. Gascón, M. Kusner, M. Veale, K. Gummadi, and A. Weller, “Blind justice: Fairness with encrypted sensitive attributes,” in *International Conference on Machine Learning*. PMLR, 2018, pp. 2630–2639.
- [76] L. Oneto, M. Donini, A. Elders, and M. Pontil, “Taking advantage of multitask learning for fair classification,” in *Proceedings of the 2019 AAAI/ACM Conference on AI, Ethics, and Society*, 2019, pp. 227–237.
- [77] D. Madras, E. Creager, T. Pitassi, and R. Zemel, “Fairness through causal awareness: Learning causal latent-variable models for biased data,” in *Proceedings of the conference on fairness, accountability, and transparency*, 2019, pp. 349–358.
- [78] D. Wei, K. N. Ramamurthy, and F. d. P. Calmon, “Optimized score transformation for fair classification,” *Proceedings of Machine Learning Research*, vol. 108, 2020.
- [79] T. Kehrenberg, Z. Chen, and N. Quadrianto, “Tuning fairness by balancing target labels,” *Frontiers in artificial intelligence*, vol. 3, p. 33, 2020.
- [80] V. Grari, S. Lamprier, and M. Detryniecki, “Fairness without the sensitive attribute via causal variational autoencoder,” *arXiv preprint arXiv:2109.04999*, 2021.
- [81] R. Zemel, Y. Wu, K. Swersky, T. Pitassi, and C. Dwork, “Learning fair representations,” in *International Conference on Machine Learning*, 2013, pp. 325–333.
- [82] H. Edwards and A. Storkey, “Censoring representations with an adversary,” *arXiv preprint arXiv:1511.05897*, 2015.
- [83] C. Louizos, K. Swersky, Y. Li, M. Welling, and R. S. Zemel, “The variational fair autoencoder,” in *4th International Conference on Learning Representations, ICLR 2016, San Juan, Puerto Rico, May 2–4, 2016, Conference Track Proceedings*, Y. Bengio and Y. LeCun, Eds., 2016. [Online]. Available: <https://arxiv.org/abs/1511.00830>
- [84] D. McNamara, C. S. Ong, and R. C. Williamson, “Provably fair representations,” *arXiv preprint arXiv:1710.04394*, 2017.
- [85] P. Hacker and E. Wiedemann, “A continuous framework for fairness,” *arXiv preprint arXiv:1712.07924*, 2017.
- [86] F. Calmon, D. Wei, B. Vinzamuri, K. N. Ramamurthy, and K. R. Varshney, “Optimized pre-processing for discrimination prevention,” in *Advances in Neural Information Processing Systems*, 2017, pp. 3992–4001.
- [87] J. Komiyama and H. Shimao, “Two-stage algorithm for fairness-aware machine learning,” *arXiv preprint arXiv:1710.04924*, 2017.
- [88] Q. Xie, Z. Dai, Y. Du, E. Hovy, and G. Neubig, “Controllable invariance through adversarial feature learning,” *arXiv preprint arXiv:1705.11122*, 2017.
- [89] A. Pérez-Suay, V. Laparra, G. Mateo-García, J. Muñoz-Mari, L. Gómez-Chova, and G. Camps-Valls, “Fair kernel learning,” in *Joint European Conference on Machine Learning and Knowledge Discovery in Databases*. Springer, 2017, pp. 339–355.
- [90] F. du Pin Calmon, D. Wei, B. Vinzamuri, K. N. Ramamurthy, and K. R. Varshney, “Data pre-processing for discrimination prevention: Information-theoretic optimization and analysis,” *IEEE Journal of Selected Topics in Signal Processing*, vol. 12, no. 5, pp. 1106–1119, 2018.
- [91] S. Samadi, U. Tantipongpipat, J. H. Morgenstern, M. Singh, and S. Vempala, “The price of fair pca: One extra dimension,” in *Advances in Neural Information Processing Systems*, 2018, pp. 10 976–10 987.
- [92] D. Madras, E. Creager, T. Pitassi, and R. Zemel, “Learning adversarially fair and transferable representations,” in *International Conference on Machine Learning*. PMLR, 2018, pp. 3384–3393.
- [93] D. Moyer, S. Gao, R. Brekelmans, G. V. Steeg, and A. Galstyan, “Invariant representations without adversarial training,” in *Proceedings of the 32nd International Conference on Neural Information Processing Systems*, 2018, pp. 9102–9111.
- [94] N. Grgić-Hlača, M. B. Zafar, K. P. Gummadi, and A. Weller, “Beyond distributive fairness in algorithmic decision making: Feature selection for procedurally fair learning,” in *Proceedings of the AAAI Conference on Artificial Intelligence*, vol. 32, no. 1, 2018.
- [95] N. Quadrianto, V. Sharmanska, and O. Thomas, “Neural styling for interpretable fair representations,” *arXiv preprint arXiv:1810.06755*, 2018.
- [96] P. Gordaliza, E. Del Barrio, G. Fabrice, and J.-M. Loubes, “Obtaining fairness using optimal transport theory,” in *International Conference on Machine Learning*. PMLR, 2019, pp. 2357–2365.
- [97] J. Song, P. Kalluri, A. Grover, S. Zhao, and S. Ermon, “Learning controllable fair representations,” in *The 22nd International Conference on Artificial Intelligence and Statistics*. PMLR, 2019, pp. 2164–2173.
- [98] E. Creager, D. Madras, J.-H. Jacobsen, M. Weis, K. Swersky, T. Pitassi, and R. Zemel, “Flexibly fair representation learning by disentanglement,” in *International conference on machine learning*. PMLR, 2019, pp. 1436–1445.
- [99] R. Feng, Y. Yang, Y. Lyu, C. Tan, Y. Sun, and C. Wang, “Learning fair representations via an adversarial framework,” *arXiv preprint arXiv:1904.13341*, 2019.
- [100] P. Lahoti, K. P. Gummadi, and G. Weikum, “ifair: Learning individually fair data representations for algorithmic decision making,” in *2019 IEEE 35th international conference on data engineering (icde)*. IEEE, 2019, pp. 1334–1345.
- [101] P. Kairouz, J. Liao, C. Huang, and L. Sankar, “Censored and fair universal representations using generative adversarial models,” *arXiv preprint arXiv:1910.00411*, 2019.
- [102] P. Lahoti, K. P. Gummadi, and G. Weikum, “Operationalizing individual fairness with pairwise fair representations,” *Proc. VLDB Endow.*, vol. 13, no. 4, p. 506–518, dec 2019. [Online]. Available: <https://doi.org/10.14778/3372716.3372723>
- [103] N. Quadrianto, V. Sharmanska, and O. Thomas, “Discovering fair representations in the data domain,” in *Proceedings of the IEEE/CVF Conference on Computer Vision and Pattern Recognition*, 2019, pp. 8227–8236.
- [104] A. Jaiswal, D. Moyer, G. Ver Steeg, W. AbdAlmageed, and P. Natarajan, “Invariant representations through adversarial forgetting,” in *Proceedings of the AAAI Conference on Artificial Intelligence*, vol. 34, no. 04, 2020, pp. 4272–4279.
- [105] M. Zehlike, P. Hacker, and E. Wiedemann, “Matching code and law: achieving algorithmic fairness with optimal transport,” *Data Mining and Knowledge Discovery*, vol. 34, no. 1, pp. 163–200, 2020.
- [106] A. Ruoss, M. Balunović, M. Fischer, and M. Vechev, “Learning certified individually fair representations,” *arXiv preprint arXiv:2002.10312*, 2020.

- [107] J.-Y. Kim and S.-B. Cho, "Fair representation for safe artificial intelligence via adversarial learning of unbiased information bottleneck." in *SafeAI@ AAAI*, 2020, pp. 105–112.
- [108] R. Madhavan and M. Wadhwa, "Fairness-aware learning with prejudice free representations," in *Proceedings of the 29th ACM International Conference on Information & Knowledge Management*, 2020, pp. 2137–2140.
- [109] V. Grari, O. E. Hajouji, S. Lamprier, and M. Detryniecki, "Learning unbiased representations via rényi minimization," in *Joint European Conference on Machine Learning and Knowledge Discovery in Databases*. Springer, 2021, pp. 749–764.
- [110] U. Gupta, A. Ferber, B. Dilkina, and G. Ver Steeg, "Controllable guarantees for fair outcomes via contrastive information estimation," in *Proceedings of the AAAI Conference on Artificial Intelligence*, vol. 35, no. 9, 2021, pp. 7610–7619.
- [111] W. Zhu, H. Zheng, H. Liao, W. Li, and J. Luo, "Learning bias-invariant representation by cross-sample mutual information minimization," in *Proceedings of the IEEE/CVF International Conference on Computer Vision*, 2021, pp. 15 002–15 012.
- [112] R. Salazar, F. Neutatz, and Z. Abedjan, "Automated feature engineering for algorithmic fairness," *Proceedings of the VLDB Endowment*, vol. 14, no. 9, pp. 1694–1702, 2021.
- [113] N. V. Chawla, K. W. Bowyer, L. O. Hall, and W. P. Kegelmeyer, "Smote: synthetic minority over-sampling technique," *Journal of artificial intelligence research*, vol. 16, pp. 321–357, 2002.
- [114] F. Kamiran, T. Calders, and M. Pechenizkiy, "Discrimination aware decision tree learning," in *2010 IEEE International Conference on Data Mining*. IEEE, 2010, pp. 869–874.
- [115] T. Kamishima, S. Akaho, and J. Sakuma, "Fairness-aware learning through regularization approach," in *2011 IEEE 11th International Conference on Data Mining Workshops*. IEEE, 2011, pp. 643–650.
- [116] T. Kamishima, S. Akaho, H. Asoh, and J. Sakuma, "Fairness-aware classifier with prejudice remover regularizer," in *Joint European Conference on Machine Learning and Knowledge Discovery in Databases*. Springer, 2012, pp. 35–50.
- [117] G. Ristanoski, W. Liu, and J. Bailey, "Discrimination aware classification for imbalanced datasets," in *Proceedings of the 22nd ACM international conference on Information & Knowledge Management*, 2013, pp. 1529–1532.
- [118] B. Fish, J. Kun, and A. D. Lelkes, "Fair boosting: a case study," in *Workshop on Fairness, Accountability, and Transparency in Machine Learning*. Citeseer, 2015.
- [119] N. Quadrianto and V. Sharmanska, "Recycling privileged learning and distribution matching for fairness," *Advances in Neural Information Processing Systems*, vol. 30, pp. 677–688, 2017.
- [120] Y. Bechavod and K. Ligett, "Penalizing unfairness in binary classification," *arXiv preprint arXiv:1707.00044*, 2017.
- [121] R. Berk, H. Heidari, S. Jabbari, M. Joseph, M. Kearns, J. Morgenstern, S. Neel, and A. Roth, "A convex framework for fair regression," *arXiv preprint arXiv:1706.02409*, 2017.
- [122] J. Mary, C. Calauzenes, and N. El Karoui, "Fairness-aware learning for continuous attributes and treatments," in *International Conference on Machine Learning*. PMLR, 2019, pp. 4382–4391.
- [123] E. Raff, J. Sylvester, and S. Mills, "Fair forests: Regularized tree induction to minimize model bias," in *Proceedings of the 2018 AAAI/ACM Conference on AI, Ethics, and Society*, 2018, pp. 243–250.
- [124] N. Goel, M. Yaghini, and B. Faltings, "Non-discriminatory machine learning through convex fairness criteria," in *Thirty-Second AAAI Conference on Artificial Intelligence*, 2018.
- [125] S. A. Enni and I. Assent, "Using balancing terms to avoid discrimination in classification," in *2018 IEEE International Conference on Data Mining (ICDM)*. IEEE, 2018, pp. 947–952.
- [126] A. Beutel, J. Chen, T. Doshi, H. Qian, A. Woodruff, C. Luu, P. Kreitmman, J. Bischof, and E. H. Chi, "Putting fairness principles into practice: Challenges, metrics, and improvements," in *Proceedings of the 2019 AAAI/ACM Conference on AI, Ethics, and Society*, 2019, pp. 453–459.
- [127] V. Grari, B. Ruf, S. Lamprier, and M. Detryniecki, "Fairness-aware neural rényi minimization for continuous features," *arXiv preprint arXiv:1911.04929*, 2019.
- [128] W. Zhang, X. Tang, and J. Wang, "On fairness-aware learning for non-discriminative decision-making," in *2019 International Conference on Data Mining Workshops (ICDMW)*. IEEE, 2019, pp. 1072–1079.
- [129] W. Zhang and E. Ntoutsis, "Faht: an adaptive fairness-aware decision tree classifier," *arXiv preprint arXiv:1907.07237*, 2019.
- [130] L. Huang and N. Vishnoi, "Stable and fair classification," in *International Conference on Machine Learning*. PMLR, 2019, pp. 2879–2890.
- [131] S. Aghaei, M. J. Azizi, and P. Vayanos, "Learning optimal and fair decision trees for non-discriminative decision-making," in *Proceedings of the AAAI Conference on Artificial Intelligence*, vol. 33, no. 01, 2019, pp. 1418–1426.
- [132] S. Baharlouei, M. Nouiehed, A. Beirami, and M. Razaviyayn, "Rényi fair inference," in *8th International Conference on Learning Representations, ICLR 2020*, 2020.
- [133] R. Jiang, A. Pacchiano, T. Stepleton, H. Jiang, and S. Chiappa, "Wasserstein fair classification," in *Uncertainty in Artificial Intelligence*. PMLR, 2020, pp. 862–872.
- [134] P. G. Di Stefano, J. M. Hickey, and V. Vasileiou, "Counterfactual fairness: removing direct effects through regularization," *arXiv preprint arXiv:2002.10774*, 2020.
- [135] M. Yurochkin and Y. Sun, "Sensei: Sensitive set invariance for enforcing individual fairness," *arXiv preprint arXiv:2006.14168*, 2020.
- [136] J. Lee, Y. Bu, P. Sattigeri, R. Panda, G. Wornell, L. Karlinsky, and R. Feris, "A maximal correlation approach to imposing fairness in machine learning," *arXiv preprint arXiv:2012.15259*, 2020.
- [137] S. Ravichandran, D. Khurana, B. Venkatesh, and N. U. Edakunni, "Fairxgboost: Fairness-aware classification in xgboost," *arXiv preprint arXiv:2009.01442*, 2020.
- [138] Y. Romano, S. Bates, and E. J. Candès, "Achieving equalized odds by resampling sensitive attributes," *arXiv preprint arXiv:2006.04292*, 2020.
- [139] J. M. Hickey, P. G. Di Stefano, and V. Vasileiou, "Fairness by explicability and adversarial shap learning," *arXiv preprint arXiv:2003.05330*, 2020.
- [140] M. Tavakol, "Fair classification with counterfactual learning," in *Proceedings of the 43rd International ACM SIGIR Conference on Research and Development in Information Retrieval*, 2020, pp. 2073–2076.
- [141] M. M. Kamani, "Multiobjective optimization approaches for bias mitigation in machine learning," 2020.
- [142] A. Lowy, R. Pavan, S. Baharlouei, M. Razaviyayn, and A. Beirami, "Fermi: Fair empirical risk minimization via exponential rényi mutual information," *arXiv preprint arXiv:2102.12586*, 2021.
- [143] F. Ranzato, C. Urban, and M. Zanella, "Fairness-aware training of decision trees by abstract interpretation," in *Proceedings of the 30th ACM International Conference on Information & Knowledge Management*, 2021, pp. 1508–1517.
- [144] W. Liu, X. Wang, X. Lu, J. Cheng, B. Jin, X. Wang, and H. Zha, "Fair differential privacy can mitigate the disparate impact on model accuracy," 2021.
- [145] T. Zhao, E. Dai, K. Shu, and S. Wang, "You can still achieve fairness without sensitive attributes: Exploring biases in non-sensitive features," *arXiv preprint arXiv:2104.14537*, 2021.
- [146] J. Kang, T. Xie, X. Wu, R. Maciejewski, and H. Tong, "Multi-fair: Multi-group fairness in machine learning," *arXiv preprint arXiv:2105.11069*, 2021.
- [147] C. Dwork, M. Hardt, T. Pitassi, O. Reingold, and R. Zemel, "Fairness through awareness," in *Proceedings of the 3rd innovations in theoretical computer science conference*, 2012, pp. 214–226.
- [148] T. Calders, A. Karim, F. Kamiran, W. Ali, and X. Zhang, "Controlling attribute effect in linear regression," in *2013 IEEE 13th international conference on data mining*. IEEE, 2013, pp. 71–80.
- [149] K. Fukuchi, T. Kamishima, and J. Sakuma, "Prediction with model-based neutrality," *IEICE TRANSACTIONS on Information and Systems*, vol. 98, no. 8, pp. 1503–1516, 2015.
- [150] K. Fukuchi and J. Sakuma, "Fairness-aware learning with restriction of universal dependency using f-divergences," *arXiv preprint arXiv:1506.07721*, 2015.
- [151] G. Goh, A. Cotter, M. Gupta, and M. P. Friedlander, "Satisfying real-world goals with dataset constraints," in *Advances in Neural Information Processing Systems*, 2016, pp. 2415–2423.
- [152] C. Russell, M. Kusner, C. Loftus, and R. Silva, "When worlds collide: integrating different counterfactual assumptions in fairness," in *Advances in neural information processing systems*, vol. 30. NIPS Proceedings, 2017.
- [153] S. Corbett-Davies, E. Pierson, A. Feller, S. Goel, and A. Huq, "Algorithmic decision making and the cost of fairness," in *Proceedings of the 23rd acm sigkdd international conference on knowledge discovery and data mining*, 2017, pp. 797–806.

- [154] B. Woodworth, S. Gunasekar, M. I. Ohanessian, and N. Srebro, "Learning non-discriminatory predictors," in *Conference on Learning Theory*. PMLR, 2017, pp. 1920–1953.
- [155] M. B. Zafar, I. Valera, M. Gomez Rodriguez, and K. P. Gummadi, "Fairness beyond disparate treatment & disparate impact: Learning classification without disparate mistreatment," in *Proceedings of the 26th international conference on world wide web*, 2017, pp. 1171–1180.
- [156] M. B. Zafar, I. Valera, M. G. Rogriguez, and K. P. Gummadi, "Fairness constraints: Mechanisms for fair classification," in *Artificial Intelligence and Statistics*, 2017, pp. 962–970.
- [157] M. B. Zafar, I. Valera, M. G. Rodriguez, K. P. Gummadi, and A. Weller, "From parity to preference-based notions of fairness in classification," in *Proceedings of the 31st International Conference on Neural Information Processing Systems*, ser. NIPS'17. Red Hook, NY, USA: Curran Associates Inc., 2017, p. 228–238.
- [158] J. Zhang and E. Bareinboim, "Fairness in decision-making—the causal explanation formula," in *Thirty-Second AAAI Conference on Artificial Intelligence*, 2018.
- [159] M. P. Kim, O. Reingold, and G. N. Rothblum, "Fairness through computationally-bounded awareness," *arXiv preprint arXiv:1803.03239*, 2018.
- [160] H. Narasimhan, "Learning with complex loss functions and constraints," in *International Conference on Artificial Intelligence and Statistics*. PMLR, 2018, pp. 1646–1654.
- [161] S. Gillen, C. Jung, M. Kearns, and A. Roth, "Online learning with an unknown fairness metric," *arXiv preprint arXiv:1802.06936*, 2018.
- [162] H. Heidari, C. Ferrari, K. P. Gummadi, and A. Krause, "Fairness behind a veil of ignorance: A welfare analysis for automated decision making," *arXiv preprint arXiv:1806.04959*, 2018.
- [163] M. Kearns, S. Neel, A. Roth, and Z. S. Wu, "Preventing fairness gerrymandering: Auditing and learning for subgroup fairness," ser. Proceedings of Machine Learning Research, J. Dy and A. Krause, Eds., vol. 80. Stockholmsmässan, Stockholm Sweden: PMLR, 10–15 Jul 2018, pp. 2564–2572. [Online]. Available: <http://proceedings.mlr.press/v80/kearns18a.html>
- [164] J. Zhang and E. Bareinboim, "Equality of opportunity in classification: A causal approach," in *Proceedings of the 32nd International Conference on Neural Information Processing Systems*, 2018, pp. 3675–3685.
- [165] M. Olfat and A. Aswani, "Spectral algorithms for computing fair support vector machines," in *International Conference on Artificial Intelligence and Statistics*. PMLR, 2018, pp. 1933–1942.
- [166] J. Komiyama, A. Takeda, J. Honda, and H. Shimao, "Nonconvex optimization for regression with fairness constraints," in *International conference on machine learning*. PMLR, 2018, pp. 2737–2746.
- [167] A. Agarwal, A. Beygelzimer, M. Dudík, J. Langford, and H. Wal-lach, "A reductions approach to fair classification," in *International Conference on Machine Learning*. PMLR, 2018, pp. 60–69.
- [168] G. Farnadi, B. Babaki, and L. Getoor, "Fairness in relational domains," in *Proceedings of the 2018 AAAI/ACM Conference on AI, Ethics, and Society*, 2018, pp. 108–114.
- [169] Y. Wu, L. Zhang, and X. Wu, "Fairness-aware classification: Criterion, convexity, and bounds," *arXiv preprint arXiv:1809.04737*, 2018.
- [170] M. Donini, L. Oneto, S. Ben-David, J. Shawe-Taylor, and M. Pontil, "Empirical risk minimization under fairness constraints," in *Proceedings of the 32nd International Conference on Neural Information Processing Systems*, 2018, pp. 2796–2806.
- [171] R. Nabi and I. Shpitser, "Fair inference on outcomes," in *Proceedings of the AAAI Conference on Artificial Intelligence*, vol. 32, no. 1, 2018.
- [172] L. E. Celis, L. Huang, V. Keswani, and N. K. Vishnoi, "Classification with fairness constraints: A meta-algorithm with provable guarantees," in *Proceedings of the Conference on Fairness, Accountability, and Transparency*, 2019, pp. 319–328.
- [173] R. Nabi, D. Malinsky, and I. Shpitser, "Learning optimal fair policies," in *International Conference on Machine Learning*. PMLR, 2019, pp. 4674–4682.
- [174] A. Balashankar, A. Lees, C. Welty, and L. Subramanian, "What is fair? exploring pareto-efficiency for fairness constrained classifiers," *arXiv preprint arXiv:1910.14120*, 2019.
- [175] A. Cotter, H. Gupta, H. Jiang, N. Srebro, K. Sridharan, S. Wang, B. Woodworth, and S. You, "Training well-generalizing classifiers for fairness metrics and other data-dependent constraints," in *International Conference on Machine Learning*. PMLR, 2019, pp. 1397–1405.
- [176] A. Cotter, H. Jiang, M. R. Gupta, S. Wang, T. Narayan, S. You, and K. Sridharan, "Optimization with non-differentiable constraints with applications to fairness, recall, churn, and other goals." *J. Mach. Learn. Res.*, vol. 20, no. 172, pp. 1–59, 2019.
- [177] C. Jung, M. Kearns, S. Neel, A. Roth, L. Stapleton, and Z. S. Wu, "An algorithmic framework for fairness elicitation," *arXiv preprint arXiv:1905.10660*, 2019.
- [178] M. Wick, S. Panda, and J.-B. Tristan, "Unlocking fairness: a trade-off revisited," in *NeurIPS*, 2019.
- [179] A. Agarwal, M. Dudík, and Z. S. Wu, "Fair regression: Quantitative definitions and reduction-based algorithms," in *International Conference on Machine Learning*. PMLR, 2019, pp. 120–129.
- [180] D. Xu, S. Yuan, and X. Wu, "Achieving differential privacy and fairness in logistic regression," in *Companion Proceedings of The 2019 World Wide Web Conference*, 2019, pp. 594–599.
- [181] L. Oneto, M. Donini, and M. Pontil, "General fair empirical risk minimization," in *2020 International Joint Conference on Neural Networks (IJCNN)*. IEEE, 2020, pp. 1–8.
- [182] M. Lohaus, M. Perrot, and U. Von Luxburg, "Too relaxed to be fair," in *International Conference on Machine Learning*. PMLR, 2020, pp. 6360–6369.
- [183] N. Kilbertus, M. G. Rodriguez, B. Schölkopf, K. Muandet, and I. Valera, "Fair decisions despite imperfect predictions," in *International Conference on Artificial Intelligence and Statistics*. PMLR, 2020, pp. 277–287.
- [184] J. Ding, X. Zhang, X. Li, J. Wang, R. Yu, and M. Pan, "Differentially private and fair classification via calibrated functional mechanism," in *Proceedings of the AAAI Conference on Artificial Intelligence*, vol. 34, no. 01, 2020, pp. 622–629.
- [185] K. Padh, D. Antognini, E. L. Glaude, B. Faltings, and C. Musat, "Addressing fairness in classification with a model-agnostic multi-objective algorithm," *arXiv preprint arXiv:2009.04441*, 2020.
- [186] S. Maity, D. Mukherjee, M. Yurochkin, and Y. Sun, "There is no trade-off: enforcing fairness can improve accuracy," *arXiv preprint arXiv:2011.03173*, 2020.
- [187] E. Chzhen, C. Denis, M. Hebiri, L. Oneto, and M. Pontil, "Fair regression with wasserstein barycenters," *arXiv preprint arXiv:2006.07286*, 2020.
- [188] M. Padala and S. Gujar, "Fnnc: Achieving fairness through neural networks," in *Proceedings of the Twenty-Ninth International Joint Conference on Artificial Intelligence, {IJCAI-20}, International Joint Conferences on Artificial Intelligence Organization*, 2020.
- [189] J. Cho, G. Hwang, and C. Suh, "A fair classifier using kernel density estimation," *Advances in Neural Information Processing Systems*, vol. 33, pp. 15 088–15 099, 2020.
- [190] Y. Choi, M. Dang, and G. Van den Broeck, "Group fairness by probabilistic modeling with latent fair decisions," in *Proceedings of the AAAI Conference on Artificial Intelligence*, vol. 35, no. 13, 2021, pp. 12 051–12 059.
- [191] C. Zhao, F. Chen, and B. Thuraisingham, "Fairness-aware online meta-learning," in *Proceedings of the 27th ACM SIGKDD Conference on Knowledge Discovery & Data Mining, 2021*, pp. 2294–2304.
- [192] V. Perrone, M. Donini, M. B. Zafar, R. Schmucker, K. Kenthapadi, and C. Archambeau, "Fair bayesian optimization," in *Proceedings of the 2021 AAAI/ACM Conference on AI, Ethics, and Society*, 2021, pp. 854–863.
- [193] A. Slowik and L. Bottou, "Algorithmic bias and data bias: Understanding the relation between distributionally robust optimization and data curation," *arXiv preprint arXiv:2106.09467*, 2021.
- [194] A. Petrović, M. Nikolić, M. Jovanović, M. Bijanić, and B. Delibašić, "Fair classification via monte carlo policy gradient method," *Engineering Applications of Artificial Intelligence*, vol. 104, p. 104398, 2021. [Online]. Available: <https://www.sciencedirect.com/science/article/pii/S0952197621002463>
- [195] C. Li, W. Xing, and W. Leite, "Yet another predictive model? fair predictions of students' learning outcomes in an online math learning platform," in *LAK21: 11th International Learning Analytics and Knowledge Conference*, 2021, pp. 572–578.
- [196] H. Zhang, X. Chu, A. Asudeh, and S. B. Navathe, "Omnifair: A declarative system for model-agnostic group fairness in machine learning," in *Proceedings of the 2021 International Conference on Management of Data*, 2021, pp. 2076–2088.
- [197] C. Lawless, S. Dash, O. Gunluk, and D. Wei, "Interpretable and fair boolean rule sets via column generation," *arXiv preprint arXiv:2111.08466*, 2021.

- [198] A. Mishler and E. Kennedy, "Fade: Fair double ensemble learning for observable and counterfactual outcomes," *arXiv preprint arXiv:2109.00173*, 2021.
- [199] A. Beutel, J. Chen, Z. Zhao, and E. H. Chi, "Data decisions and theoretical implications when adversarially learning fair representations," *arXiv preprint arXiv:1707.00075*, 2017.
- [200] C. Wadsworth, F. Vera, and C. Piech, "Achieving fairness through adversarial learning: an application to recidivism prediction," *arXiv preprint arXiv:1807.00199*, 2018.
- [201] E. Raff and J. Sylvester, "Gradient reversal against discrimination: A fair neural network learning approach," in *2018 IEEE 5th International Conference on Data Science and Advanced Analytics (DSAA)*. IEEE, 2018, pp. 189–198.
- [202] B. H. Zhang, B. Lemoine, and M. Mitchell, "Mitigating unwanted biases with adversarial learning," in *Proceedings of the 2018 AAAI/ACM Conference on AI, Ethics, and Society*. ACM, 2018, pp. 335–340.
- [203] T. Adel, I. Valera, Z. Ghahramani, and A. Weller, "One-network adversarial fairness," in *Proceedings of the AAAI Conference on Artificial Intelligence*, vol. 33, no. 01, 2019, pp. 2412–2420.
- [204] B. Sadeghi, R. Yu, and V. Boddeti, "On the global optima of kernelized adversarial representation learning," in *Proceedings of the IEEE/CVF International Conference on Computer Vision*, 2019, pp. 7971–7979.
- [205] L. E. Celis and V. Keswani, "Improved adversarial learning for fair classification," *arXiv preprint arXiv:1901.10443*, 2019.
- [206] V. Grari, B. Ruf, S. Lamprier, and M. Detryniecki, "Fair adversarial gradient tree boosting," in *2019 IEEE International Conference on Data Mining (ICDM)*. IEEE, 2019, pp. 1060–1065.
- [207] A. S. Garcia de Alford, S. K. Hayden, N. Wittlin, and A. Atwood, "Reducing age bias in machine learning: An algorithmic approach," *SMU Data Science Review*, vol. 3, no. 2, p. 11, 2020.
- [208] M. Yurochkin, A. Bower, and Y. Sun, "Training individually fair ml models with sensitive subspace robustness," in *International Conference on Learning Representations*, 2020. [Online]. Available: <https://openreview.net/forum?id=B1gdkxHFDH>
- [209] Y. Roh, K. Lee, S. Whang, and C. Suh, "Fr-train: A mutual information-based approach to fair and robust training," in *International Conference on Machine Learning*. PMLR, 2020, pp. 8147–8157.
- [210] P. Delobelle, P. Temple, G. Perrouin, B. Frénay, P. Heymans, and B. Berendt, "Ethical adversaries: Towards mitigating unfairness with adversarial machine learning," in *Bias and Fairness in AI (BIAS 2020)*, 2020.
- [211] A. Rezaei, R. Fathony, O. Memarrast, and B. Ziebart, "Fairness for robust log loss classification," in *Proceedings of the AAAI Conference on Artificial Intelligence*, vol. 34, no. 04, 2020, pp. 5511–5518.
- [212] P. Lahoti, A. Beutel, J. Chen, K. Lee, F. Prost, N. Thain, X. Wang, and E. H. Chi, "Fairness without demographics through adversarially reweighted learning," *arXiv preprint arXiv:2006.13114*, 2020.
- [213] A. Petrović, M. Nikolić, S. Radovanović, B. Delibašić, and M. Jovanović, "Fair: Fair adversarial instance re-weighting," *arXiv preprint arXiv:2011.07495*, 2020.
- [214] G. Pleiss, M. Raghavan, F. Wu, J. Kleinberg, and K. Q. Weinberger, "On fairness and calibration," in *Advances in Neural Information Processing Systems*, 2017, pp. 5680–5689.
- [215] C. Dwork, N. Immorlica, A. T. Kalai, and M. Leiserson, "Decoupled classifiers for group-fair and efficient machine learning," in *Conference on fairness, accountability and transparency*. PMLR, 2018, pp. 119–133.
- [216] B. Ustun, Y. Liu, and D. Parkes, "Fairness without harm: Decoupled classifiers with preference guarantees," in *International Conference on Machine Learning*. PMLR, 2019, pp. 6373–6382.
- [217] S. Liu and L. N. Vicente, "Accuracy and fairness trade-offs in machine learning: A stochastic multi-objective approach," *arXiv preprint arXiv:2008.01132*, 2020.
- [218] K. Kobayashi and Y. Nakao, "One-vs.-one mitigation of intersectional bias: A general method to extend fairness-aware binary classification," *arXiv preprint arXiv:2010.13494*, 2020.
- [219] W. Blanzeisky and P. Cunningham, "Using pareto simulated annealing to address algorithmic bias in machine learning," *arXiv preprint arXiv:2105.15064*, 2021.
- [220] W. R. Monteiro and G. Reynoso-Meza, "Proposal of a fair voting classifier using multi-objective optimization."
- [221] A. Roy, V. Iosifidis, and E. Ntoutsi, "Multi-fair pareto boosting," *arXiv preprint arXiv:2104.13312*, 2021.
- [222] T. Kamishima, S. Akaho, H. Asoh, and J. Sakuma, "The independence of fairness-aware classifiers," in *2013 IEEE 13th International Conference on Data Mining Workshops*. IEEE, 2013, pp. 849–858.
- [223] L. Luo, W. Liu, I. Koprinska, and F. Chen, "Discrimination-aware association rule mining for unbiased data analytics," in *International Conference on Big Data Analytics and Knowledge Discovery*. Springer, 2015, pp. 108–120.
- [224] K. D. Johnson, D. P. Foster, and R. A. Stine, "Impartial predictive modeling: Ensuring fairness in arbitrary models," *Statistical Science*, p. 1, 2016.
- [225] M. Joseph, M. Kearns, J. Morgenstern, and A. Roth, "Fairness in learning: Classic and contextual bandits," *arXiv preprint arXiv:1605.07139*, 2016.
- [226] M. J. Kusner, J. Loftus, C. Russell, and R. Silva, "Counterfactual fairness," in *Advances in Neural Information Processing Systems*, 2017, pp. 4066–4076.
- [227] M. Joseph, M. Kearns, J. Morgenstern, S. Neel, and A. Roth, "Meritocratic fairness for infinite and contextual bandits," in *Proceedings of the 2018 AAAI/ACM Conference on AI, Ethics, and Society*, 2018, pp. 158–163.
- [228] U. Hébert-Johnson, M. Kim, O. Reingold, and G. Rothblum, "Multicalibration: Calibration for the (computationally-identifiable) masses," in *International Conference on Machine Learning*. PMLR, 2018, pp. 1939–1948.
- [229] T. Hashimoto, M. Srivastava, H. Namkoong, and P. Liang, "Fairness without demographics in repeated loss minimization," in *International Conference on Machine Learning*. PMLR, 2018, pp. 1929–1938.
- [230] S. Chiappa and W. S. Isaac, "A causal bayesian networks viewpoint on fairness," in *IFIP International Summer School on Privacy and Identity Management*. Springer, 2018, pp. 3–20.
- [231] D. Alabi, N. Immorlica, and A. Kalai, "Unleashing linear optimizers for group-fair learning and optimization," in *Conference On Learning Theory*. PMLR, 2018, pp. 2043–2066.
- [232] S. Chiappa, "Path-specific counterfactual fairness," in *Proceedings of the AAAI Conference on Artificial Intelligence*, vol. 33, no. 01, 2019, pp. 7801–7808.
- [233] V. Iosifidis and E. Ntoutsi, "Adafair: Cumulative fairness adaptive boosting," in *Proceedings of the 28th ACM International Conference on Information and Knowledge Management*, 2019, pp. 781–790.
- [234] A. Noriega-Campero, M. A. Bakker, B. Garcia-Bulle, and A. Pentland, "Active fairness in algorithmic decision making," in *Proceedings of the 2019 AAAI/ACM Conference on AI, Ethics, and Society*, 2019, pp. 77–83.
- [235] C. Dimitrakakis, Y. Liu, D. C. Parkes, and G. Radanovic, "Bayesian fairness," in *Proceedings of the AAAI Conference on Artificial Intelligence*, vol. 33, no. 01, 2019, pp. 509–516.
- [236] N. Martinez, M. Bertran, and G. Sapiro, "Minimax pareto fairness: A multi objective perspective," in *International Conference on Machine Learning*. PMLR, 2020, pp. 6755–6764.
- [237] Y. Roh, K. Lee, S. E. Whang, and C. Suh, "Fairbatch: Batch selection for model fairness," in *9th International Conference on Learning Representations, ICLR 2021*, 2021.
- [238] V. Iosifidis and E. Ntoutsi, "Fabboo-online fairness-aware learning under class imbalance," in *International Conference on Discovery Science*. Springer, 2020, pp. 159–174.
- [239] A. F. Cruz, P. Saleiro, C. Belém, C. Soares, and P. Bizarro, "A bandit-based algorithm for fairness-aware hyperparameter optimization," *arXiv preprint arXiv:2010.03665*, 2020.
- [240] A. M. F. da Cruz, "Fairness-aware hyperparameter optimization: An application to fraud detection," 2020.
- [241] A. Ignatiev, M. C. Cooper, M. Siala, E. Hebrard, and J. Marques-Silva, "Towards formal fairness in machine learning," in *International Conference on Principles and Practice of Constraint Programming*. Springer, 2020, pp. 846–867.
- [242] Y. Zhang and A. Ramesh, "Learning fairness-aware relational structures," *arXiv preprint arXiv:2002.09471*, 2020.
- [243] R. Islam, S. Pan, and J. R. Foulds, "Can we obtain fairness for free?" in *Proceedings of the 2021 AAAI/ACM Conference on AI, Ethics, and Society*, 2021, pp. 586–596.
- [244] A. Valdivia, J. Sánchez-Monedero, and J. Casillas, "How fair can we go in machine learning? assessing the boundaries of accuracy and fairness," *International Journal of Intelligent Systems*, vol. 36, no. 4, pp. 1619–1643, 2021.
- [245] M. Hort and F. Sarro, "Did you do your homework? raising awareness on software fairness and discrimination." ASE, 2021.

- [246] S. Tizpaz-Niari, A. Kumar, G. Tan, and A. Trivedi, "Fairness-aware configuration of machine learning libraries," *arXiv preprint arXiv:2202.06196*, 2022.
- [247] N. Dalvi, P. Domingos, S. Sanghai, and D. Verma, "Adversarial classification," in *Proceedings of the tenth ACM SIGKDD international conference on Knowledge discovery and data mining*, 2004, pp. 99–108.
- [248] P. Auer, N. Cesa-Bianchi, and P. Fischer, "Finite-time analysis of the multiarmed bandit problem," *Machine learning*, vol. 47, no. 2, pp. 235–256, 2002.
- [249] M. Emmerich and A. H. Deutz, "A tutorial on multiobjective optimization: fundamentals and evolutionary methods," *Natural computing*, vol. 17, no. 3, pp. 585–609, 2018.
- [250] P. Adler, C. Falk, S. A. Friedler, T. Nix, G. Rybeck, C. Scheidegger, B. Smith, and S. Venkatasubramanian, "Auditing black-box models for indirect influence," *Knowledge and Information Systems*, vol. 54, no. 1, pp. 95–122, 2018.
- [251] M. Hardt, E. Price, and N. Srebro, "Equality of opportunity in supervised learning," in *Advances in neural information processing systems*, 2016, pp. 3315–3323.
- [252] K. Kanamori and H. Arimura, "Fairness-aware edit of thresholds in a learned decision tree using a mixed integer programming formulation," in *The 33rd Annual Conference of the Japanese Society for Artificial Intelligence (2019)*. The Japanese Society for Artificial Intelligence, 2019, pp. 3Rin211–3Rin211.
- [253] M. P. Kim, A. Ghorbani, and J. Zou, "Multiaccuracy: Black-box post-processing for fairness in classification," in *Proceedings of the 2019 AAAI/ACM Conference on AI, Ethics, and Society*, 2019, pp. 247–254.
- [254] G. Morina, V. Oliinyk, J. Waton, I. Marusic, and K. Georgatzis, "Auditing and achieving intersectional fairness in classification problems," *arXiv preprint arXiv:1911.01468*, 2019.
- [255] Y. Savani, C. White, and N. S. Govindarajulu, "Intra-processing methods for debiasing neural networks," *Advances in Neural Information Processing Systems*, vol. 33, pp. 2798–2810, 2020.
- [256] M. Du, S. Mukherjee, G. Wang, R. Tang, A. H. Awadallah, and X. Hu, "Fairness via representation neutralization," *arXiv preprint arXiv:2106.12674*, 2021.
- [257] N. Mehrabi, U. Gupta, F. Morstatter, G. V. Steeg, and A. Galstyan, "Attributing fair decisions with attention interventions," *arXiv preprint arXiv:2109.03952*, 2021.
- [258] K. Kanamori and H. Arimura, "Fairness-aware decision tree editing based on mixed-integer linear optimization," *Transactions of the Japanese Society for Artificial Intelligence*, vol. 36, no. 4, pp. B–L13_1, 2021.
- [259] J. Zhang, I. Beschastnikh, S. Mechtav, A. Roychoudhury *et al.*, "Fair decision making via automated repair of decision trees."
- [260] D. Pedreschi, S. Ruggieri, and F. Turini, "Measuring discrimination in socially-sensitive decision records," in *Proceedings of the 2009 SIAM international conference on data mining*. SIAM, 2009, pp. 581–592.
- [261] B. Fish, J. Kun, and Á. D. Lelkes, "A confidence-based approach for balancing fairness and accuracy," in *Proceedings of the 2016 SIAM International Conference on Data Mining*. SIAM, 2016, pp. 144–152.
- [262] J. Liu, J. Li, L. Liu, T. D. Le, F. Ye, and G. Li, "Fairmod-making predictive models discrimination aware," *arXiv preprint arXiv:1811.01480*, 2018.
- [263] A. K. Menon and R. C. Williamson, "The cost of fairness in binary classification," in *Conference on Fairness, Accountability and Transparency*. PMLR, 2018, pp. 107–118.
- [264] E. Chzhen, C. Denis, M. Hebiri, L. Oneto, and M. Pontil, "Leveraging labeled and unlabeled data for consistent fair binary classification," *arXiv preprint arXiv:1906.05082*, 2019.
- [265] P. K. Lohia, K. Natesan Ramamurthy, M. Bhide, D. Saha, K. R. Varshney, and R. Puri, "Bias mitigation post-processing for individual and group fairness," in *ICASSP 2019 - 2019 IEEE International Conference on Acoustics, Speech and Signal Processing (ICASSP)*, 2019, pp. 2847–2851.
- [266] D. Nguyen, S. Gupta, S. Rana, A. Shilton, and S. Venkatesh, "Fairness improvement for black-box classifiers with gaussian process," *Information Sciences*, vol. 576, pp. 542–556, 2021. [Online]. Available: <https://www.sciencedirect.com/science/article/pii/S0020025521006861>
- [267] P. Lohia, "Priority-based post-processing bias mitigation for individual and group fairness," *arXiv preprint arXiv:2102.00417*, 2021.
- [268] X. Yin and J. Han, "Cpar: Classification based on predictive association rules," in *Proceedings of the 2003 SIAM international conference on data mining*. SIAM, 2003, pp. 331–335.
- [269] T. L. Qu, A. Roy, V. Iosifidis, and E. Ntoutsi, "A survey on datasets for fairness-aware machine learning," *arXiv preprint arXiv:2110.00530*, 2021.
- [270] D. Dua and C. Graff, "UCI machine learning repository," 2017. [Online]. Available: <http://archive.ics.uci.edu/ml>
- [271] M. Redmond and A. Baveja, "A data-driven software tool for enabling cooperative information sharing among police departments," *European Journal of Operational Research*, vol. 141, no. 3, pp. 660–678, 2002.
- [272] S. Moro, P. Cortez, and P. Rita, "A data-driven approach to predict the success of bank telemarketing," *Decision Support Systems*, vol. 62, pp. 22–31, 2014.
- [273] L. F. Wightman, "Lsac national longitudinal bar passage study. lsac research report series." 1998.
- [274] I.-C. Yeh and C.-h. Lien, "The comparisons of data mining techniques for the predictive accuracy of probability of default of credit card clients," *Expert systems with applications*, vol. 36, no. 2, pp. 2473–2480, 2009.
- [275] "Dutch central bureau for statistics volkstelling," <http://easy.dans.knaw.nl/dms>, 2001, retrieved on June 12, 2022.
- [276] "The heritage health prize dataset," <https://www.kaggle.com/c/hhp>, 2017, retrieved on June 12, 2022.
- [277] "Medical expenditure panel survey dataset," https://meps.ahrq.gov/mepsweb/data_stats/download_data_files_detail.jsp?cboPufNumber=HC-192, 2016, retrieved on June 12, 2022.
- [278] P. Cortez, A. Cerdeira, F. Almeida, T. Matos, and J. Reis, "Modeling wine preferences by data mining from physicochemical properties," *Decision support systems*, vol. 47, no. 4, pp. 547–553, 2009.
- [279] P. Cortez and A. M. G. Silva, "Using data mining to predict secondary school student performance," 2008.
- [280] Supreme Court of the United States, *Ricci v. DeStefano*, 2009, vol. 557.
- [281] E. Fehrman, A. K. Muhammad, E. M. Mirkes, V. Egan, and A. N. Gorban, "The five factor model of personality and evaluation of drug consumption risk," in *Data science*. Springer, 2017, pp. 231–242.
- [282] "Stop, question and frisk dataset," <http://www1.nyc.gov/site/nypd/stats/reports-analysis/stopfrisk.page>, 2017, retrieved on June 12, 2022.
- [283] T. Kehrenberg, Z. Chen, and N. Quadrianto, "Tuning fairness by marginalizing latent target labels," *stat*, vol. 1050, p. 10, 2019.
- [284] R. K. Bellamy, K. Dey, M. Hind, S. C. Hoffman, S. Houde, K. Kannan, P. Lohia, J. Martino, S. Mehta, A. Mojsilovic *et al.*, "Ai fairness 360: An extensible toolkit for detecting, understanding, and mitigating unwanted algorithmic bias," *arXiv preprint arXiv:1810.01943*, 2018.
- [285] Z. Obermeyer, B. Powers, C. Vogeli, and S. Mullainathan, "Dissecting racial bias in an algorithm used to manage the health of populations," *Science*, vol. 366, no. 6464, pp. 447–453, 2019.
- [286] K. Holstein, J. Wortman Vaughan, H. Daumé III, M. Dudik, and H. Wallach, "Improving fairness in machine learning systems: What do industry practitioners need?" in *Proceedings of the 2019 CHI conference on human factors in computing systems*, 2019, pp. 1–16.
- [287] C. Anders, P. Pasliev, A.-K. Dombrowski, K.-R. Müller, and P. Kessel, "Fairwashing explanations with off-manifold detergent," in *International Conference on Machine Learning*. PMLR, 2020, pp. 314–323.
- [288] S. Bird, M. Dudík, R. Edgar, B. Horn, R. Lutz, V. Milan, M. Sameki, H. Wallach, and K. Walker, "Fairlearn: A toolkit for assessing and improving fairness in ai," *Microsoft, Tech. Rep. MSR-TR-2020-32*, 2020.