

Cost-Effective Online Contextual Model Selection

Xuefeng Liu[†] Fangfang Xia[¶] Rick L. Stevens^{† ¶} Yuxin Chen[†]

[†]University of Chicago, {xuefeng, rsteven, cheniyuxin}@uchicago.edu

[¶]Argonne National Laboratory, fangfang@anl.gov

Abstract

How can we collect the most useful labels to learn a model selection policy, when presented with arbitrary heterogeneous data streams? In this paper, we formulate this task as an *online contextual active model selection* problem, where at each round the learner receives an unlabeled data point along with a context. The goal is to output the best model for any given context without obtaining an excessive amount of labels. In particular, we focus on the task of selecting pre-trained classifiers, and propose a contextual active model selection algorithm (CAMS), which relies on a novel uncertainty sampling query criterion defined on a given policy class for adaptive model selection. In comparison to prior art, our algorithm does not assume a globally optimal model. We provide rigorous theoretical analysis for the regret and query complexity under both adversarial and stochastic settings. Our experiments on several benchmark classification datasets demonstrate the algorithm’s effectiveness in terms of both regret and query complexity. Notably, to achieve the same accuracy, CAMS incurs less than 10% of the label cost when compared to the best online model selection baselines on CIFAR10.

1 Introduction

With the rise of pre-trained models in many real-world machine learning tasks (e.g., BERT [23], GPT-3 [11]), there is a growing demand for label-efficient approaches for model selection, especially when facing varying data distributions and contexts at run time. Often times, no single pre-trained model achieves the best performance for every context, and a proper approach is to identify an optimal policy for selecting *data-adaptive* models [47] for specific contexts (e.g. in airline ancillary pricing [66], ecology [14] and financial domains [32], etc.). In many of these applications, collecting labels (e.g., querying the optimal pricing model for online pricing, evaluating conservation strategies in ecology) is expensive. Furthermore, one may not gain access to the pool of data instances all at once, but rather receive a stream of data points—possibly in an arbitrary order—as the learning and model selection process unfolds. This calls for cost-effective and robust online algorithms that can identify the best model selection policy under limited labeling resources.

Motivated by the above challenges, we focus on a novel *contextual active model selection* problem, where a learner adaptively selects among a collection of pre-trained models when presented with a stream of unlabeled data points. Specifically, at each round, the learner receives a data point with a context (e.g., geographical location, user profile, environment conditions, etc) and decides whether to query its label. The goal is to output the best data-adaptive model without obtaining an excessive amount of labels. In contrast to existing work in active learning [22, 71, 7, 8], online learning [27, 15, 64], and model selection [26, 77, 21], our work takes a unique stand by capturing the key challenges from these relevant domains in a unified framework (see §2 for a detailed comparison).

Our contributions. We propose CAMS—a novel contextual active online model selection framework—by leveraging the context of data to adaptively select the best models when presented with an *arbitrary* data stream. Inspired by Karimi et al. [40] which aim to actively select a *single best model* under the context-free setting, our algorithm comprises two key novel technical components: (1) a contextual online model selection policy and (2) an active query strategy. For the former component, we adopt the setting from the *online learning with expert advice* framework [5, 9, 51], and assume that at each round one can collect advice from a committee of experts, where each expert provides a probability distribution of the models for the given context at that round. We then employ an exponential weighting scheme to determine which expert(s) to follow. Specifically, in the stochastic setting, we adopt a weighted majority votes criterion among the experts for model selection, whereas in the adversarial setting, we randomly pick an expert according to the updated distribution. For the latter, we design a randomized active query criterion inherited from uncertainty sampling, which encourages querying data points that are more informative about the experts.

We then provide rigorous theoretical analysis on the regret and query complexity of the proposed algorithms, and provide upper bounds on each term for both adversarial and stochastic data streams. Notably, we show that—for both stochastic and adversarial settings—our algorithm for sequential label prediction achieves an accuracy that is close to the best policy (definition provided in §3) for the data stream in hindsight. Furthermore, we show that our regret upper bounds in both settings match (up to constant factors) the existing lower bounds for online Learning problems with expert advice under the *full information* setting [2, 16, 49, 61] (see §5). Our analysis for the adversarial regret bounds non-trivially lifts the insights from Hedge [27] (which assumed access to all labels) to handle adaptive learning rates and biased label distribution due to the active query criterion; our proofs for stochastic setting are constructed from scratch, which would be of separate interest to the community.

Empirically, we demonstrate the effectiveness of our approach on a variety of online model selection tasks spanning different application domains (from generic ML benchmarks such as CIFAR10 to domain-specific tasks in biomedical analysis), task scales (ranging from 80 to 10K), data modalities (i.e. tabular, image, and graph-based data) and labels types (binary or multiclass labels). Our experiments show remarkable performance of CAMS: For the tasks evaluated, (1) CAMS outperforms all competing baselines by a significant margin to achieve the same level of prediction accuracy (measured by average cumulative loss over a fixed number of rounds), CAMS incurs less than 10% of the label cost of the best competing baselines on CIFAR10 (10K examples), and 68% the cost on VERTEBRAL (see Fig. 2); furthermore, with our query strategy, we observe an improved query complexity when evaluated against prior art [40] under the special case of context-free setting (see Fig. 2); (2) Asymptotically, CAMS performs no worse than the best expert in the committee. Perhaps surprisingly, CAMS even outperforms the best single expert on some datasets (see Fig. 2 & Appendix D.5) (3) CAMS not only is *robust* to adversarial data streams, but also can efficiently recover from malicious experts in the committee (§6.2 & Appendix D.4).

2 Related Work

Contextual bandits. Classical bandit algorithms—such as EXP3 [5] or UCB [4]—aim to find the best action(s) achieving the minimal regret through a sequence of actions. When side information (e.g. user profile for recommender systems or environmental context for experimental design) is available at each round, many bandit algorithms can be lifted to the contextual setting: For example, EXP4 and its variants [5, 9, 51] consider the bandit setting with expert advice: At each round, experts announce their predictions of which actions are the most promising for the given context, and the goal is to construct an expert selection policy that competes with the best expert from hindsight. Note that in bandit problems, the learner only gets to observe the reward for each action taken. In contrast, for the online model selection problem considered in this work—where an action corresponds to choosing a model to make prediction on an incoming data point—we get to see the loss/reward of *all* models on the labeled data point. In this regard, our work aligns more closely with online learning with *full information* setting, where the learner has access to the loss of all the arms at each round (e.g. as considered by the Hedge algorithm [27, 13, 15, 36]).

Online learning with full information. A clear distinction between our work and online learning is that we assume the labels of the online data stream are not readily available but can be acquired at each round with a cost. In addition, the learner only observes the loss incurred by all models on a data point when it decides to query its label. In contrast, in the canonical online learning setting, labels arrive with the data and one gets to observe the loss of all candidate models at each round.

Similar setting also applies to other online learning problems, such as online boosting or bagging¹ [52, 38]. A related work to ours is online learning with label-efficient prediction [17], which proposes an online learning algorithm with matching upper and lower bounds on the regret. However, they consider a fixed query probability that leads to a linear query complexity. Our algorithm, inspired by uncertainty sampling in active learning, achieves an improved query complexity with the adaptive query strategy while maintaining a comparable regret.

Active learning. The goal of active learning is to achieve a target learning performance with fewer training examples [62]. In the context of active model selection, we aim to collect the most useful labels to differentiate the candidate models while maintaining a low query cost. The active learning framework closest to our setting is query-by-committee (QBC) [63], in particular under the stream-based setting [46, 35]. QBC maintains a committee of hypotheses; each committee member votes on the label of an instance, and the instances with the maximal disagreement among the committee are considered the most informative labels. Note that existing stream-based QBC algorithms are designed and analyzed assuming i.i.d. data streams. In comparison, our work uses a different query strategy as well as a novel model recommendation strategy, which also applies to the adversarial setting.

Active model selection. Active model selection captures a broad class of problems where model evaluations are expensive, either due to (1) the cost of evaluating (or “probing”) a model, or (2) the cost of annotating a training example. Existing works under the former setting [48, 21, 66, 57] often ignore context information and data annotation cost, and only consider *partial* feedback on the models being evaluated/ probed on i.i.d. data. The goal is to identify the best model with as few model probes as possible. For example, Cutkosky et al. [21] propose a model selection framework, which balances the regret among a set of well-specified active learners, and Shukla et al. [66] propose a (context-free) Thompson-sampling-based adaptive model selection framework for selecting the next model(s) to evaluate. This is quite different from our problem setting which considers the full information setting as well as non-negligible data annotation cost. For the later, most existing works assume a pool-based setting where the learner can choose among the pool of unlabeled data [68, 48, 59, 58, 1, 29, 76, 44], and the goal is to identify the best model with a minimal set of labels. Recently, Karimi et al. [40] investigate active model selection under the stream-based setting, which aims to select a single best model for arbitrary data streams. This is closely related to our work; the key difference being the prior work does not model context information which could be vital for heterogeneous data streams.

3 Problem Statement

Notations. Let \mathcal{X} be the input domain and $\mathcal{Y} := \{0, \dots, c-1\}$ be the set of c possible class labels for each input instance. Let $\mathcal{F} = \{f_1, \dots, f_k\}$ be a set of k pre-trained classifiers over $\mathcal{X} \times \mathcal{Y}$. A model selection policy $\pi : \mathcal{X} \rightarrow \Delta^{k-1}$ maps any input instance $\mathbf{x} \in \mathcal{X}$ to a distribution over the pre-trained classifiers \mathcal{F} , specifying the probability $\pi(\mathbf{x})$ of selecting each classifier under input \mathbf{x} . Here, Δ^{k-1} denotes the k -dimensional probability simplex $\{\mathbf{w} \in \mathbb{R}^k : |\mathbf{w}| = 1, \mathbf{w} \geq 0\}$. One can interpret a policy π as an “expert” that suggests which model to select for a given *context* \mathbf{x} . Let Π be a collection of model selection policies, and $\Pi^* := \Pi \cup \{\pi_1^{\text{const}}, \dots, \pi_k^{\text{const}}\}$ (where $\pi_j^{\text{const}}(\cdot) := \mathbf{e}_j$)² be the extended policy set including constant policies that always suggest a fixed model. Unless otherwise specified, we assume Π is finite³ with $|\Pi| = n$, and $|\Pi^*| \leq n + k$.

The contextual active model selection protocol. Assume that the learner knows the set of classifiers \mathcal{F} as well as the set of model selection policies Π . At round t , the learner receives a data instance $\mathbf{x}_t \in \mathcal{X}$ as the context for the current round, and computes the predicted label $\hat{y}_{t,j} = f_j(\mathbf{x}_t)$ for each pre-trained classifier indexed by $j \in [k]$. Denote the vector of predicted labels by all k models by $\hat{\mathbf{y}}_t := [\hat{y}_{t,1}, \dots, \hat{y}_{t,k}]^\top$. Based on previous observations, the learner identifies a model/classifier f_{j_t} and makes a prediction \hat{y}_{t,j_t} for the instance \mathbf{x}_t . Meanwhile, the learner can obtain the true label y_t *only if* it decides to query \mathbf{x}_t . Upon observing y_t , the learner incurs a *query cost*, and receives a (full)

¹Additionally, these online ensemble learning problems also differ from online (contextual) model selection in that they aim to build a composite model by aggregating the strength of different models [65], rather than selecting the best model (for a given context).

² $\mathbf{e}_j \in \Delta^{k-1}$ denotes the canonical basis vector with $e_j = 1$.

³We will discuss infinite policy classes with finite VC-dimension in the Appendix G.

loss vector $\ell_t = \mathbb{I}_{\{\hat{y}_t \neq y_t\}}$, where the j th entry $\ell_{t,j} := \mathbb{I}_{\{\hat{y}_{t,j} \neq y_t\}}$ corresponds to the 0-1 loss for model $j \in [k]$ at round t . The learner can then use the queried labels to adjust its model selection criterion for future rounds.

Performance metric. Note that if \mathbf{x}_t is misclassified by the model j_t selected by learner at round t , i.e. $\hat{y}_{t,j_t} \neq y_t$, it will be counted towards the *cumulative loss* of the learner, regardless of the learner making a query. Otherwise, no loss will be incurred for that round. For a learning algorithm \mathcal{A} , its cumulative loss over T rounds is defined as $L_T^{\mathcal{A}} := \sum_{t=1}^T \ell_{t,j_t}$.

In practice, the choice of model j_t at round t by the learner \mathcal{A} could be random: For stochastic data streams where (\mathbf{x}, y) arrives i.i.d., the learner may choose different models for different random realizations of (\mathbf{x}_t, y_t) . For the adversarial setting where the data stream $\{(\mathbf{x}_t, y_t)\}_{t \geq 1}$ is chosen by an oblivious adversary before each round, the learner may randomize its choice of model to avoid a constant loss at each round [33]. Therefore, due to the randomness of $L_T^{\mathcal{A}}$, we consider the *expected* cumulative loss $\mathbb{E}[L_T^{\mathcal{A}}]$ as a key performance measure of the learner \mathcal{A} . To characterize the (relative) progress of \mathcal{A} , we consider the *regret* of \mathcal{A} —formally defined as follows— as the difference between the cumulative loss received by the learner and the loss if the learner selects the “best policy” $\pi^* \in \Pi^*$ in hindsight.

For stochastic data streams, we assume that each policy i recommends the *most probable* model⁴ w.r.t. $\pi_i(\mathbf{x}_t)$ for context \mathbf{x}_t . We use $\text{maxind}(\mathbf{w}) := \arg \max_{j: w_j \in \mathbf{w}} w_j$ to denote the index of the maximal-value entry⁵ of \mathbf{w} . Since (\mathbf{x}, y) are drawn i.i.d., we define $\mu_i = \frac{1}{T} \sum_{t=1}^T \mathbb{E}_{\mathbf{x}_t, y_t} [\ell_{t, \text{maxind}(\pi_i(\mathbf{x}_t))}]$. This leads to the pseudo-regret for the stochastic setting over T rounds, defined as

$$\bar{\mathcal{R}}_T(\mathcal{A}) = \mathbb{E}[L_T^{\mathcal{A}}] - T \min_{i \in [\Pi^*]} \mu_i. \quad (1)$$

In an adversarial setting, since the data stream (and hence the loss vector) is determined by an adversary, we consider the reference best policy to be the one that minimizes the loss on the adversarial data stream, and the expected regret is defined as

$$\mathcal{R}_T(\mathcal{A}) = \mathbb{E}[L_T^{\mathcal{A}}] - \min_{i \in [\Pi^*]} \sum_{t=1}^T \tilde{\ell}_{t,i}, \quad (2)$$

where $\tilde{\ell}_{t,i} := \langle \pi_i(\mathbf{x}_t), \ell_t \rangle$ denotes the expected loss if the learner commits to policy π_i , randomizes and selects $j_t \sim \pi_i(\mathbf{x}_t)$ (and receives loss ℓ_{t,j_t}) at round t .

Notations in this paper are summarized in Table 1 (see Appendix A).

4 Contextual Active Model Selection

We introduce our main algorithm, CAMS, for both stochastic and adversarial data streams.

Contextual model selection. Our key insight underlying the contextual model selection strategy extends from the *online learning with expert advice* framework [27, 13]. Pseudocode relevant to the model selection steps is provided in Line 4-8 in Fig. 1. At each round, CAMS maintains a probability distribution over the (extended) policy set Π^* , and updates those according to the observed loss for each policy. We use $\mathbf{q}_t := (q_{t,i})_{i \in [\Pi^*]}$ to denote the probability distribution over Π^* at t . Specifically, the probability $q_{t,i}$ is computed based on the exponentially weighted cumulative loss, i.e. $q_{t,i} \propto \exp(-\eta_t \tilde{L}_{t-1,i})$ where $\tilde{L}_{t,i} := \sum_{\tau=1}^t \tilde{\ell}_{\tau,i}$ denotes the cumulative loss of policy i .

For adversarial data streams, it is natural for both the online learner and the model selection policies to randomize their actions to avoid linear regret [33]. Following this insight, CAMS randomly samples a policy $i_t \sim \mathbf{q}_t$, and—based on the current context \mathbf{x}_t —samples a classifier $j_t \sim \pi_{i_t}(\mathbf{x}_t)$ to recommend at round t .

Under the stochastic setting, CAMS adopts a weighted majority strategy [45] when selecting models. The vector of weighted votes each model receives from the policies are computed as

⁴Our choice of the most probable selection strategy is based on superior empirical performance (see §6.2).

⁵Assume ties are broken randomly.

1: Input: Models \mathcal{F} , policies Π^* , #rounds T , budget b	21: procedure SETRATE(t, \mathbf{x}_t, m)
2: Initialize loss $\tilde{L}_0 \leftarrow 0$; query cost $C_0 \leftarrow 0$	22: if STOCHASTIC then
3: for $t = 1, 2, \dots, T$ do	23: $\eta_t = \sqrt{\frac{\ln m}{t}}$
4: Receive \mathbf{x}_t	24: if ADVERSARIAL then
5: $\eta_t \leftarrow \text{SETRATE}(t, \mathbf{x}_t, \Pi^*)$	25: Set ρ_t as in §5.2
6: Set $q_{t,i} \propto \exp\left(-\eta_t \tilde{L}_{t-1,i}\right) \forall i \in \Pi^* $	26: $\eta_t = \sqrt{\frac{1}{\sqrt{t}} + \frac{\rho_t}{c^2 \ln c}} \cdot \sqrt{\frac{\ln m}{T}}$
7: $j_t \leftarrow \text{RECOMMEND}(\mathbf{x}_t, \mathbf{q}_t)$	27: return η_t
8: Output $\hat{y}_{t,j_t} \sim f_{t,j_t}$ as the prediction for \mathbf{x}_t	29: procedure RECOMMEND($\mathbf{x}_t, \mathbf{q}_t$)
9: Compute z_t in Eq. (4)	30: if STOCHASTIC then
10: Sample $U_t \sim \text{Ber}(z_t)$	31: $\mathbf{w}_t = \sum_{i \in \Pi^* } q_{t,i} \pi_i(\mathbf{x}_t)$
11: if $U_t = 1$ and $C_t \leq b$ then	32: $j_t \leftarrow \text{maxind}(\mathbf{w}_t)$
12: Query the label y_t	33: if ADVERSARIAL then
13: $C_t \leftarrow C_{t-1} + 1$	34: $i_t \sim \mathbf{q}_t$
14: Compute $\ell_t: \ell_{t,j} = \mathbb{I}\{\hat{y}_{t,j} \neq y_t\}, \forall j \in [\mathcal{F}]$	35: $j_t \sim \pi_{i_t}(\mathbf{x}_t)$
15: Estimate model loss: $\hat{\ell}_{t,j} = \frac{\ell_{t,j}}{z_t}, \forall j \in [\mathcal{F}]$	36: return j_t
16: Update $\tilde{\ell}_t: \tilde{\ell}_{t,i} \leftarrow \langle \pi_i(\mathbf{x}_t), \hat{\ell}_{t,j} \rangle, \forall i \in [\Pi^*]$	
17: $\tilde{L}_t = \tilde{L}_{t-1} + \tilde{\ell}_t$	
18: else	
19: $\tilde{L}_t = \tilde{L}_{t-1}$	
20: $C_t \leftarrow C_{t-1}$	

Figure 1: The CAMS Algorithm

$\mathbf{w}_t = \sum_{i \in |\Pi^*|} q_{t,i} \pi_i(\mathbf{x}_t)$, which can be interpreted as a distribution induced by the weighted policy. Then, the most probable model $j_t = \text{maxind}(\mathbf{w}_t)$ is recommended as the target model at round t . This amounts to a deterministic model selection strategy as is commonly used in stochastic online optimization [33]. An alternative strategy is to take a randomized approach as in the adversarial setting, or take a Follow-the-Leader approach [43] and go with the most probable model recommended by the most probable policy (i.e. use $\mathbf{w}_t = \pi_{\text{maxind}(\mathbf{q}_t)}(\mathbf{x}_t)$). As demonstrated in §6.2 (further discussed in Appendix D.5, D.6, and D.7), CAMS compares favorably with these policies across a broad range of practical applications.

Active queries. With a limited budget, we intend to query the labels of those instances that exhibit significant disagreement among the pre-trained models \mathcal{F} . To achieve this goal, we design an adaptive query strategy with query probability z_t . Concretely, given context \mathbf{x}_t , model predictions $\hat{\mathbf{y}}_t$ and model distribution \mathbf{w}_t , we denote by $\bar{\ell}_t^y := \langle \mathbf{w}_t, \mathbb{I}\{\hat{\mathbf{y}}_t \neq y\} \rangle$ as the expected loss if the true label is y . We characterize the model disagreement as

$$\mathfrak{E}(\hat{\mathbf{y}}_t, \mathbf{w}_t) := \frac{1}{c} \sum_{y \in \mathcal{Y}, \bar{\ell}_t^y \in (0,1)} \bar{\ell}_t^y \log_c \frac{1}{\bar{\ell}_t^y}. \quad (3)$$

Intuitively, when $\bar{\ell}_t^y$ is close to 0 or 1, there is little disagreement among the models in labeling \mathbf{x}_t as y , otherwise there is significant disagreement. We capture this insight with function $h(x) = -x \log x$. Since the label y_t is unknown upfront when receiving \mathbf{x}_t , we iterate through all the possible labels $y \in \mathcal{Y}$ and take the average value as in Eq. (3). Note that \mathfrak{E} takes a similar algebraic form to the entropy function, although it does not inherit the information-theoretic interpretation.

With the model disagreement term defined above, we consider an adaptive query probability⁶

$$z_t = \max \{ \delta_0^t, \mathfrak{E}(\hat{\mathbf{y}}_t, \mathbf{w}_t) \}, \quad (4)$$

where $\delta_0^t = \frac{1}{\sqrt{t}} \in (0, 1]$ is an adaptive lower bound on the query probability to encourage exploration at an early stage. The query strategy is summarized in Line 9-13 in Fig. 1.

Model updates. Now define $U_t \sim \text{Ber}(z_t)$ as a binary query indicator that is sampled from a Bernoulli distribution parametrized by z_t . Upon querying the label y_t , one can calculate the loss for each model $f_j \in \mathcal{F}$ as $\ell_{t,j} = \mathbb{I}\{\hat{y}_{t,j} \neq y_t\}$. Since CAMS does not query all the i.i.d. examples, we

⁶For convenience of discussion, we assume that those rounds where all policies in Π^* select the same models or all models \mathcal{F} make the same predictions are removed as a precondition.

introduce an unbiased loss estimator for the models, defined as $\hat{\ell}_{t,j} = \frac{\ell_{t,j}}{z_t} U_t$. The unbiased loss of policy $\pi_i \in \Pi^*$ can then be computed as $\tilde{\ell}_{t,i} = \langle \pi_i(\mathbf{x}_t), \hat{\ell}_{t,j} \rangle$. In the end, CAMS computes the (unbiased) cumulative loss of policy π_i as $\tilde{L}_{T,i} = \sum_{t=1}^T \tilde{\ell}_{t,i}$, which is used to update the policy probability distribution in next round. Pseudocode for the model update steps is summarized in Line 14-20 in Fig. 1.

5 Theoretical Analysis

We now present theoretical bounds on the regret (defined in Eq. (1) and Eq. (2), respectively) and the query complexity of CAMS for both the stochastic setting and the adversarial setting.

5.1 Stochastic setting

Under the stochastic setting, the cumulative loss of CAMS over T rounds—as specified by the RECOMMEND procedure—is $L_T^{\text{CAMS}} = \sum_{t=1}^T \hat{\ell}_{t, \max \text{ind}(\mathbf{w}_t)}$ where recall $\mathbf{w}_t = \sum_{i \in [\Pi^*]} q_{t,i} \pi_i(\mathbf{x}_t)$ is the probability distribution over \mathcal{F} induced by the weighted policy.

Let $i^* = \arg \min_{i \in [\Pi^*]} \mu_i$ be the index of the best policy (μ_i denotes the expected loss of policy i , as defined in §3). The cumulative expected loss of policy i^* is $T\mu_{i^*}$; therefore the expected pseudo-regret (Eq. (1)) is $\bar{\mathcal{R}}_T(\text{CAMS}) = \mathbb{E} \left[\sum_{t=1}^T \hat{\ell}_{t, \max \text{ind}(\mathbf{w}_t)} \right] - T\mu_{i^*}$.

Define $\Delta := \min_{i \neq i^*} (\mu_i - \mu_{i^*})$ as the minimal sub-optimality gap⁷ in terms of the expected loss against the best policy i^* . Furthermore, let $\mathbf{w}_{i^*}^t := \pi_{i^*}(\mathbf{x}_t)$ be probability distribution over \mathcal{F} induced by policy i^* at round t . We define $\gamma := \min_{\mathbf{x}_t} \{ \max_{w_j \in \mathbf{w}_{i^*}^t} w_j - \max_{w_j \in \mathbf{w}_{i^*}^t, j \neq \max \text{ind}(\mathbf{w}_{i^*}^t)} w_j \}$ (5) as the minimal probability gap between the most probable model and the rest (assuming no ties) induced by the best policy i^* . As our first main theoretical result, we show that, without exhaustively querying the labels of the stochastic stream, CAMS achieves constant expected regret.

Theorem 5.1. (*Regret, informal*) *In the stochastic environment, w.h.p., CAMS achieves constant expected pseudo regret*

$$\bar{\mathcal{R}}_T(\text{CAMS}) < \left(\frac{\ln \frac{|\Pi^*|}{\gamma}}{\sqrt{|\Pi^*| \Delta}} \right)^2.$$

Note that in the stochastic setting, a lower bound of $\Omega\left(\frac{\log \Pi^*}{\Delta}\right)$ was shown in [49] for online learning problems with expert advice under the full information setting (i.e. assuming labels are given for all data points in the stochastic stream). To establish the proof of Theorem 5.1, we consider a novel procedure to connect the weighted policy by CAMS to the best policy π_{i^*} . Conceptually, we would like to show that, after a *constant* number of rounds τ_{const} , with high probability, the model selected by CAMS (Line 32) will be the same as the one selected by the best policy i^* . In that way, the expected pseudo regret will be dominated by the maximal cumulative loss up to τ_{const} . Toward this goal, we first bound the weight of the best policy w_{t,i^*} as a function of t , by choosing a proper learning rate η_t (CAMS, Line 23). Then, we identify a constant threshold τ_{const} , beyond which CAMS exhibits the same behavior as π_{i^*} with high probability. Finally, we obtain the regret bound by inspecting the regret at the two stages separately. The formal statement of Theorem 5.1 and the detailed proof are deferred to Appendix E.1.

Next, we provide an upper bound on the query complexity in the stochastic setting.

Theorem 5.2. (*Query Complexity, informal*)⁸. *For c -class classification problems, w.h.p. the expected number of queries made by CAMS over T rounds is $\frac{\ln T}{c \ln c} \left(\left(\ln \frac{|\Pi^*|}{\gamma} / \left(\sqrt{|\Pi^*| \Delta} \right) \right)^2 + T\mu_{i^*} \right)$*

Theorem 5.2 is built upon Theorem 5.1, where we take a similar approach as proposed by Karimi et al. [40] for the context-free model selection problem. The key idea behind the proof is to relate the number of updates to the regret. We defer the proof of Theorem 5.2 to Appendix E.2.

⁷ w.l.o.g. assume there is a single best policy, and thus $\Delta > 0$.

⁸ Assume $T\mu_{i^*}$ is a constant value given by oracle, then we have sub-linear query complexity bound.

5.2 Adversarial setting

Under the adversarial setting, we assume that the loss is chosen by an adversary (i.e. by determining what \mathbf{x}_t the learner should receive) before each round. To avoid a linear regret, CAMS randomizes its choice of model selection policies according to the policy distribution \mathbf{q}_t it maintains at round t .

Let $\tilde{L}_{T,*} := \min_{i \in [\Pi^*]} \sum_{t=1}^T \tilde{\ell}_{t,i}$ be the cumulative loss of the best policy. The expected regret (Eq. (2)) for CAMS equals to $\mathcal{R}_T(\text{CAMS}) = \mathbb{E}[\sum_{t=1}^T \langle \mathbf{q}_t, \tilde{\ell}_t \rangle] - \tilde{L}_{T,*}$. We show that under the adversarial setting, CAMS achieves sub-linear regret in T without accessing all labels.

Theorem 5.3. (Regret) *Let c be the number of classes and ρ_t be specified as Line 25-26 in the SETRATE procedure. Under the adversarial setting, the expected regret of CAMS is bounded by $2c\sqrt{\ln c/\rho_T} \cdot \sqrt{T \log |\Pi^*|}$.*

The proof is provided in Appendix F.1. Assuming ρ_t as constant, our regret upper bound in Theorem 5.3 matches (up to constants) the lower bound of $\Omega\left(\sqrt{T \ln |\Pi^*|}\right)$ for online learning problems with expert advice under the full information setting [16, 61] (i.e. assuming labels are given for all data points). Hereby, the decaying learning rate η_t as specified in Line 26 is based on two parameters, where $1/\sqrt{t}$ corresponds to the lower bound δ_0^t on the query probability (see §4), and $\rho_t \triangleq 1 - \max_{\tau \in [t]} \langle \mathbf{w}_t, \mathbb{I}\{\hat{\mathbf{y}}_t = y\} \rangle$ (6) is a (data-dependent) term that is chosen to reduce the impact of the randomized query strategy on the regret bound (especially when t is large). Intuitively, ρ_t relates to the skewness of the policy where the max term corresponds to the maximal probability of most probable mispredicted label over t rounds. Note that in theory ρ_t can be small (e.g. CAMS may choose a constant policy $\pi_i^{\text{const}} \in \Pi^*$ that mispredict the label for \mathbf{x}_t , which leads to $\rho_t = 0$); therefore, for practical applications, we consider to “regularize” the policies (Appendix C.4) to ensure that probability a policy selecting any model is bounded away from 0.

Finally, the following theorem, as proved in Appendix F.2, establishes a bound on the query complexity of CAMS.

Theorem 5.4. (Query Complexity, informal). *Under the adversarial setting, the expected query complexity over T rounds is $O\left(\frac{\ln T}{c \ln c} \left(\sqrt{\frac{T \log(|\Pi^*)}{\rho_T}} + \tilde{L}_{T,*}\right)\right)$.*

6 Experiments

In this section, we empirically evaluate CAMS against seven contextual and non-contextual model selection baselines on four diverse benchmarks. Our empirical results demonstrate that CAMS notably outperforms all baselines regarding cumulative loss, query cost and cost-effectiveness.

6.1 Experimental setup

Datasets. We consider four datasets: CIFAR10, DRIFT, VERTEBRAL, and HIV. (1) CIFAR10 [42] contains 60,000 images from 10 different balanced classes. (2) DRIFT [73] is a tabular dataset with 128-dimensional features based on 13,910 chemical sensor measurement of 6 types of gases at various concentration levels. (3) VERTEBRAL [3, 6] is a biomedical tabular dataset which serves as our low-data benchmark; it classifies 310 patients into three classes (Normal, Spondylolisthesis, Disk Hernia) based on 6 attributes. (4) HIV [74] covers over 40,000 compounds annotated with molecular graph features and binary labels (active, inactive) based on their ability to inhibit HIV replication.

Policy and classifier construction. We evaluate CAMS on a wide range of classifiers and policies with various pre-trained classifiers for each dataset. We first construct a set of models trained on different subsamples from each dataset. Then we construct a set of policies mixed with *malicious*, *normal*, *random*, and *biased* policy types for each dataset based on different models and features. At each round, the *malicious* policy gives opposite advice; the *random* policy gives random advice; the *biased* policy gives biased advice through training on a biased distribution over classifying specific classes. The *normal* policy gives reasonable advice by training under a standard process of the training set. The output of the i_{th} policy is $\pi_i(\mathbf{x}_t)$ that represents the rewards distribution of all the base classifiers on \mathbf{x}_t . In total, we create 80, 10, 6, 4 classifiers and 85, 11, 17, 20 policies for CIFAR10, DRIFT, VERTEBRAL and HIV respectively.

Baselines. We compare the performance of CAMS with both *contextual* and *non-contextual* active model selection baselines. We consider 4 *non-contextual* baselines: (1) Random Query Strategy (RS) queries the instance label with a fixed probability $\frac{b}{T}$; (2) Model Picker (MP) [40] uses variance-based active sampling with coin-flip query probability $\max\{v(\hat{\mathbf{y}}_t, \mathbf{w}_t), \eta_t\}$ where the variance term is defined as $v(\hat{\mathbf{y}}_t, \mathbf{w}_t) = \max_{y \in \mathcal{Y}} \ell_t^y (1 - \ell_t^y)$; (3) Query by Committee (QBC) is committee-based sampling [22], with the query function being vote-entropy probability $-\frac{1}{\log \min(k, c)} \sum_y \frac{V(y, \mathbf{x})}{k} \log \frac{V(y, \mathbf{x})}{k}$, where $V(y, \mathbf{x})$ stands for the number of committee members assigning a class y for input context \mathbf{x} with total committee number k ; (4) Importance Weighted Active Learning (IWAL) [7] uses query probability calculated based on labeling disagreements of surviving classifiers. For the *contextual* baselines, since no such algorithm is available yet, we create the contextual versions of QBC, IWAL as (5) CQBC, (6) CIWAL. Both extensions adopt their respective original query strategy but convert the model selection to be contextual by element-wise product probability simplex based on the cumulative reward of each classifier according to past queries and an EXP4-like arm recommendation vector using side information. For model selection, CAMS, MP, CQBC, and CIWAL recommend the classifier with the highest probability. The rest of the baselines use Follow-the-Leader (FTL), which greedily recommends the model with the minimum cumulative loss for past queried instances. Finally, we add (7) Oracle to represent the best single policy with the minimum cumulative loss, and it has the same query strategy as CAMS (detailed descriptions of these baselines are provided in Appendix C.6).

6.2 Experimental results

Relative cumulative loss (RCL). To demonstrate that CAMS could outperform any algorithms chasing a global optimal classifier (model), we use the relative cumulative loss to compare the algorithm’s cumulative loss with the best classifier. At round t , RCL is defined as $L_{t, j_i} - L_{t, j^*}$, where L_{t, j^*} stands for the cumulative loss (CL) of the policy always selecting the best classifier, and L_{t, j_i} stands for the CL of any policy i . The RCL under the same query cost for all baselines is shown in Fig. 2 (Top). The loss trajectory demonstrates that CAMS efficiently adapts to the best policy after only a few rounds and outperforms all baselines (excluding the Oracle performance on CIFAR10 and DRIFT) in all experiments. The result also demonstrates that CAMS can achieve negative RCL on all benchmarks, which means it outperforms any algorithms that chase the best classifier. This empirical result aligns with our Theorem 5.1 that, in the worst scenario, if the best classifier is the best policy, CAMS will achieve its performance. Otherwise, CAMS will outperform and reach a better policy under the no regret guarantee.

Query complexity. A sub-linear and low increase in query cost indicate that the learner is actively (not passive or greedily) querying. Notably, by comparing to variance-based strategy [40] and evaluating based on the same model selection strategy, Appendix D.1 indicates that CAMS’s entropy-based query strategy requests 6%, 14%, and 71% fewer queries for VERTEBRAL, DRIFT, and CIFAR10 datasets, respectively, while achieving even less cumulative loss. Fig. 2 (Middle) and Table 5 also demonstrate the compelling effectiveness of CAMS’s query strategy outperforming all baselines (other than Oracle) in terms of query cost in VERTEBRAL, DRIFT, and CIFAR10 benchmarks, which is consistent with our theoretical query complexity guarantee in Theorem 5.2.

Cost effectiveness. We denote *cost effectiveness* as the rate of change in cumulative loss compared to query cost changes. Higher cost effectiveness represents the higher decreasing rate in cumulative loss towards converging to the optimal by increasing the same amount of query cost. Fig. 2 (Bottom) illustrates the cost effectiveness of each algorithm. It demonstrates that CAMS outperforms all baselines (other than Oracle) in all benchmarks by querying fewer, highly informative labels. CAMS not only achieves the lowest cumulative loss but also has the sharpest cumulative loss decreasing rate to converge to the optimal status by only increasing a few query cost on all benchmarks. Moreover, it takes CAMS fewer than 10 and 20 queries, respectively, to outperform Oracle on VERTEBRAL and HIV benchmarks. In particular, on the VERTEBRAL benchmark, CAMS has a 20% margin over the best baseline in query cost, and it achieves this despite 11 of the 17 experts giving malicious or random advice.

Further remarks. In addition to the main results reported in Fig. 2, our empirical results demonstrate the remarkable performance of CAMS as follows: (1) In a *mixture of experts* environment,

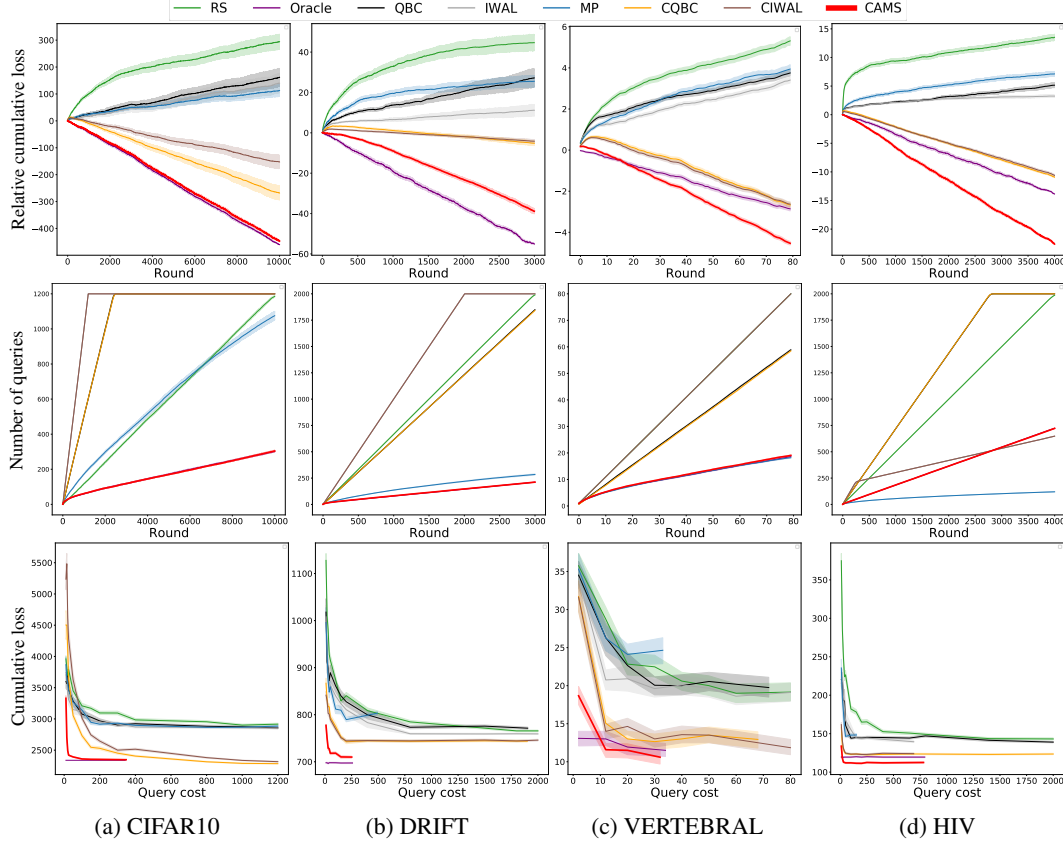


Figure 2: Comparing CAMS with 7 model selection baselines on 4 diverse benchmarks in terms of loss trajectory, query complexity, and cost effectiveness. CAMS outperforms all baselines (excluding oracle). **(Top)** Performance measured by relative cumulative loss (i.e. loss against the best classifier) under a fixed query cost B (where $B = 200, 400, 30, 400$ from left to right). **(Middle)** Number of queries and **(Bottom)** Performance of cumulative loss by increasing the query cost, for a fixed number of rounds T (where $T = 10000, 3000, 80, 4000$ from left to right) and maximal query cost B (where $B = 1200, 2000, 80, 2000$ from left to right). **Algorithms:** 4 contextual {Oracle, CQBC, CIWAL, CAMS} and 4 non-contextual baselines {RS, QBC, IWAL, MP} are included (see Section (6.1)). 90% confident interval are indicated in shades.

CAMS converges to the best policy and outperforms all others (Appendix D.2); (2) In a *complete malicious experts* environment, CAMS can efficiently recover from malicious advice and approach the performance of the best classifier (Appendix D.4); (3) In a *non-contextual* (no experts) environment, CAMS has approximately equal performance as Model Picker to reach the best classifier effectively (Appendix D.3); (4) In a *complete sub-optimal expert* environment, a variant of the CAMS algorithm, namely CAMS-MAX, which deterministically picks the most probable policy and selects the most probable model, outperforms CAMS-Random-Policy, which randomly samples a policy and selects the most probable model (Appendix D.6 & Appendix D.7). However, CAMS-MAX at most approaches the performance of the best policy. In contrast, perhaps surprisingly, CAMS is able to outperform the best policy in both VERTEBRAL and HIV benchmarks (Appendix D.5). (5) CAMS achieves the above performances while making limited queries and maintains its robustness on the low-data benchmark. (6) CAMS has low variance for all benchmarks, which is desirable in sequential decision making.

7 Conclusion

In this paper, we introduced CAMS, an online contextual active model selection framework based on a novel model selection and active query strategy. The algorithm was inspired by recent work

in active learning and online model selection, and countless real-world use cases that need to make decision by taking both contextual information and the cost into consideration. We have demonstrated CAMS’s compelling performance on several diverse online model selection tasks. In addition to the remarkable empirical performance, we also provided rigorous theoretical guarantees on the regret and query complexity for both stochastic and adversarial settings.

Acknowledgements

We thank Varun Gupta and Rad Niazadeh for the helpful discussions; we also thank Renyu Zhang and the anonymous reviewers for their valuable feedback. This work is supported in part by the RadBio-AI project (DE-AC02-06CH11357), U.S. Department of Energy Office of Science, Office of Biological and Environment Research; the Exascale Computing Project (17-SC-20-SC), a collaborative effort of the U.S. Department of Energy Office of Science and the National Nuclear Security Administration.

References

- [1] Alnur Ali, Rich Caruana, and Ashish Kapoor. Active learning with model selection. In *Proceedings of the AAAI conference on artificial intelligence*, volume 28, 2014. 3
- [2] Idan Amir, Idan Attias, Tomer Koren, Yishay Mansour, and Roi Livni. Prediction with corrupted expert advice. *Advances in Neural Information Processing Systems*, 33:14315–14325, 2020. 2
- [3] Arthur Asuncion and David Newman. Uci machine learning repository, 2007. 7
- [4] Peter Auer, Nicolo Cesa-Bianchi, and Paul Fischer. Finite-time analysis of the multiarmed bandit problem. *Machine learning*, 47(2):235–256, 2002. 2
- [5] Peter Auer, Nicolo Cesa-Bianchi, Yoav Freund, and Robert E Schapire. The nonstochastic multiarmed bandit problem. *SIAM journal on computing*, 32(1):48–77, 2002. 2, 17
- [6] Eric Berthod, Joannès Dimnet, Pierre Roussouly, and Hubert Labelle. Analysis of the sagittal balance of the spine and pelvis using shape and orientation parameters. *Clinical Spine Surgery*, 18(1):40–47, 2005. 7
- [7] Alina Beygelzimer, Sanjoy Dasgupta, and John Langford. Importance weighted active learning. In *Proceedings of the 26th annual international conference on machine learning*, pages 49–56, 2009. 1, 8, 19
- [8] Alina Beygelzimer, Daniel Hsu, Nikos Karampatziakis, John Langford, and Tong Zhang. Efficient active learning. In *ICML 2011 Workshop on On-line Trading of Exploration and Exploitation*. Citeseer, 2011. 1
- [9] Alina Beygelzimer, John Langford, Lihong Li, Lev Reyzin, and Robert Schapire. Contextual bandit algorithms with supervised learning guarantees. In *Proceedings of the Fourteenth International Conference on Artificial Intelligence and Statistics*, pages 19–26. JMLR Workshop and Conference Proceedings, 2011. 2, 17, 36
- [10] Leo Breiman. Random forests. *Machine learning*, 45(1):5–32, 2001. 18
- [11] Tom Brown, Benjamin Mann, Nick Ryder, Melanie Subbiah, Jared D Kaplan, Prafulla Dhariwal, Arvind Neelakantan, Pranav Shyam, Girish Sastry, Amanda Askell, et al. Language models are few-shot learners. *Advances in neural information processing systems*, 33:1877–1901, 2020. 1
- [12] Sébastien Bubeck, Nicolo Cesa-Bianchi, et al. Regret analysis of stochastic and nonstochastic multi-armed bandit problems. *Foundations and Trends® in Machine Learning*, 5(1):1–122, 2012. 17
- [13] Giuseppe Burtini, Jason Loeppky, and Ramon Lawrence. A survey of online experiment design with the stochastic multi-armed bandit. *arXiv preprint arXiv:1510.00757*, 2015. 2, 4
- [14] Brian S Cade. Model averaging and muddled multimodel inferences. *Ecology*, 96(9):2370–2382, 2015. 1

- [15] Nicolo Cesa-Bianchi and Gábor Lugosi. *Prediction, learning, and games*. Cambridge university press, 2006. [1](#), [2](#)
- [16] Nicolo Cesa-Bianchi, Yoav Freund, David Haussler, David P Helmbold, Robert E Schapire, and Manfred K Warmuth. How to use expert advice. *Journal of the ACM (JACM)*, 44(3):427–485, 1997. [2](#), [7](#)
- [17] Nicolo Cesa-Bianchi, Gábor Lugosi, and Gilles Stoltz. Minimizing regret with label efficient prediction. *IEEE Transactions on Information Theory*, 51(6):2152–2162, 2005. [3](#)
- [18] Corinna Cortes and Vladimir Vapnik. Support-vector networks. *Machine learning*, 20(3): 273–297, 1995. [18](#)
- [19] Thomas Cover and Peter Hart. Nearest neighbor pattern classification. *IEEE transactions on information theory*, 13(1):21–27, 1967. [18](#)
- [20] Jan Salomon Cramer. The origins of logistic regression. 2002. [18](#)
- [21] Ashok Cutkosky, Christoph Dann, Abhimanyu Das, Claudio Gentile, Aldo Pacchiano, and Manish Purohit. Dynamic balancing for model selection in bandits and rl. In *International Conference on Machine Learning*, pages 2276–2285. PMLR, 2021. [1](#), [3](#)
- [22] Ido Dagan and Sean P Engelson. Committee-based sampling for training probabilistic classifiers. In *Machine Learning Proceedings 1995*, pages 150–157. Elsevier, 1995. [1](#), [8](#), [19](#)
- [23] Jacob Devlin, Ming-Wei Chang, Kenton Lee, and Kristina Toutanova. Bert: Pre-training of deep bidirectional transformers for language understanding. *arXiv preprint arXiv:1810.04805*, 2018. [1](#)
- [24] Joseph L Durant, Burton A Leland, Douglas R Henry, and James G Nourse. Reoptimization of mdl keys for use in drug discovery. *Journal of chemical information and computer sciences*, 42(6):1273–1280, 2002. [18](#)
- [25] Ronald A Fisher. The statistical utilization of multiple measurements. *Annals of eugenics*, 8(4): 376–386, 1938. [18](#)
- [26] Dylan J Foster, Akshay Krishnamurthy, and Haipeng Luo. Model selection for contextual bandits. *arXiv preprint arXiv:1906.00531*, 2019. [1](#)
- [27] Yoav Freund and Robert E Schapire. A decision-theoretic generalization of on-line learning and an application to boosting. *Journal of computer and system sciences*, 55(1):119–139, 1997. [1](#), [2](#), [4](#), [17](#), [31](#)
- [28] Yoav Freund, Robert Schapire, and Naoki Abe. A short introduction to boosting. *Journal-Japanese Society For Artificial Intelligence*, 14(771-780):1612, 1999. [18](#)
- [29] Jacob R Gardner, Gustavo Malkomes, Roman Garnett, Kilian Q Weinberger, Dennis Barbour, and John P Cunningham. Bayesian active model selection with an application to automated audiometry. In *Proceedings of the 28th International Conference on Neural Information Processing Systems-Volume 2*, pages 2386–2394, 2015. [3](#)
- [30] Pierre Geurts, Damien Ernst, and Louis Wehenkel. Extremely randomized trees. *Machine learning*, 63(1):3–42, 2006. [18](#)
- [31] David J Hand and Keming Yu. Idiot’s bayes—not so stupid after all? *International statistical review*, 69(3):385–398, 2001. [18](#)
- [32] Brian M Hartman and Chris Groendyke. Model selection and averaging in financial risk management. *North American Actuarial Journal*, 17(3):216–228, 2013. [1](#)
- [33] Elad Hazan. Introduction to online convex optimization. *arXiv preprint arXiv:1909.05207*, 2019. [4](#), [5](#)

- [34] Kaiming He, Xiangyu Zhang, Shaoqing Ren, and Jian Sun. Deep residual learning for image recognition. In *Proceedings of the IEEE conference on computer vision and pattern recognition*, pages 770–778, 2016. [18](#)
- [35] Shen-Shyang Ho and Harry Wechsler. Query by transduction. *IEEE transactions on pattern analysis and machine intelligence*, 30(9):1557–1571, 2008. [3](#)
- [36] Steven CH Hoi, Doyen Sahoo, Jing Lu, and Peilin Zhao. Online learning: A comprehensive survey. *Neurocomputing*, 459:249–289, 2021. [2](#)
- [37] Andrew G Howard, Menglong Zhu, Bo Chen, Dmitry Kalenichenko, Weijun Wang, Tobias Weyand, Marco Andreetto, and Hartwig Adam. Mobilenets: Efficient convolutional neural networks for mobile vision applications. *arXiv preprint arXiv:1704.04861*, 2017. [18](#)
- [38] Hanzhang Hu, Wen Sun, Arun Venkatraman, Martial Hebert, and Andrew Bagnell. Gradient boosting on stochastic data streams. In *Artificial Intelligence and Statistics*, pages 595–603. PMLR, 2017. [3](#)
- [39] Gao Huang, Zhuang Liu, Laurens Van Der Maaten, and Kilian Q Weinberger. Densely connected convolutional networks. In *Proceedings of the IEEE conference on computer vision and pattern recognition*, pages 4700–4708, 2017. [18](#)
- [40] Mohammad Reza Karimi, Nezihe Merve Gürel, Bojan Karlaš, Johannes Rausch, Ce Zhang, and Andreas Krause. Online active model selection for pre-trained classifiers. In *International Conference on Artificial Intelligence and Statistics*, pages 307–315. PMLR, 2021. [2](#), [3](#), [6](#), [8](#), [17](#), [18](#), [19](#), [21](#), [22](#)
- [41] Thomas N Kipf and Max Welling. Semi-supervised classification with graph convolutional networks. *arXiv preprint arXiv:1609.02907*, 2016. [18](#)
- [42] Alex Krizhevsky, Geoffrey Hinton, et al. Learning multiple layers of features from tiny images. 2009. [7](#)
- [43] Tor Lattimore and Csaba Szepesvári. *Bandit algorithms*. Cambridge University Press, 2020. [5](#), [17](#), [19](#)
- [44] Rui Leite and Pavel Brazdil. Active testing strategy to predict the best classification algorithm via sampling and metalearning. In *ECAI*, pages 309–314, 2010. [3](#)
- [45] Nick Littlestone and Manfred K Warmuth. The weighted majority algorithm. *Information and computation*, 108(2):212–261, 1994. [4](#)
- [46] Chen Change Loy, Timothy M Hospedales, Tao Xiang, and Shaogang Gong. Stream-based joint exploration-exploitation active learning. In *2012 IEEE Conference on Computer Vision and Pattern Recognition*, pages 1560–1567. IEEE, 2012. [3](#)
- [47] Mi Luo, Fei Chen, Pengxiang Cheng, Zhenhua Dong, Xiuqiang He, Jiashi Feng, and Zhenguo Li. Metaselector: Meta-learning for recommendation with user-level adaptive model selection. In *Proceedings of The Web Conference 2020*, pages 2507–2513, 2020. [1](#)
- [48] Omid Madani, Daniel J Lizotte, and Russell Greiner. Active model selection. *arXiv preprint arXiv:1207.4138*, 2012. [3](#)
- [49] Jaouad Mourtada and Stéphane Gaïffas. On the optimality of the hedge algorithm in the stochastic regime. *Journal of Machine Learning Research*, 20:1–28, 2019. [2](#), [6](#)
- [50] Mohamad T Musavi, Wahid Ahmed, Khue Hiang Chan, Kathleen B Faris, and Donald M Hummels. On the training of radial basis function classifiers. *Neural networks*, 5(4):595–603, 1992. [18](#)
- [51] Gergely Neu. Explore no more: Improved high-probability regret bounds for non-stochastic bandits. *arXiv preprint arXiv:1506.03271*, 2015. [2](#)
- [52] Nikunj C Oza and Stuart J Russell. Online bagging and boosting. In *International Workshop on Artificial Intelligence and Statistics*, pages 229–236. PMLR, 2001. [3](#), [17](#)

- [53] J. Ross Quinlan. Induction of decision trees. *Machine learning*, 1(1):81–106, 1986. [18](#)
- [54] Carl Edward Rasmussen. Gaussian processes in machine learning. In *Summer school on machine learning*, pages 63–71. Springer, 2003. [18](#)
- [55] Ryan M Rifkin and Ross A Lippert. Notes on regularized least squares. 2007. [18](#)
- [56] David Rogers and Mathew Hahn. Extended-connectivity fingerprints. *Journal of chemical information and modeling*, 50(5):742–754, 2010. [18](#)
- [57] Marlesson RO Santana, Luckeciano C Melo, Fernando HF Camargo, Bruno Brandão, Anderson Soares, Renan M Oliveira, and Sandor Caetano. Contextual meta-bandit for recommender systems selection. In *Fourteenth ACM Conference on Recommender Systems*, pages 444–449, 2020. [3](#)
- [58] Christoph Sawade, Niels Landwehr, Steffen Bickel, and Tobias Scheffer. Active risk estimation. In *ICML*, 2010. [3](#)
- [59] Christoph Sawade, Niels Landwehr, and Tobias Scheffer. Active comparison of prediction models. In F. Pereira, C. J. C. Burges, L. Bottou, and K. Q. Weinberger, editors, *Advances in Neural Information Processing Systems*, volume 25. Curran Associates, Inc., 2012. [3](#)
- [60] Nick Schneider, Florian Piewak, Christoph Stiller, and Uwe Franke. Regnet: Multimodal sensor registration using deep neural networks. In *2017 IEEE intelligent vehicles symposium (IV)*, pages 1803–1810. IEEE, 2017. [18](#)
- [61] Yevgeny Seldin and Gábor Lugosi. A lower bound for multi-armed bandits with expert advice. In *13th European Workshop on Reinforcement Learning (EWRL)*, 2016. [2](#), [7](#)
- [62] Burr Settles. Active learning literature survey. 2009. [3](#)
- [63] H Sebastian Seung, Manfred Opper, and Haim Sompolinsky. Query by committee. In *Proceedings of the fifth annual workshop on Computational learning theory*, pages 287–294, 1992. [3](#), [17](#)
- [64] Shai Shalev-Shwartz et al. Online learning and online convex optimization. *Foundations and trends in Machine Learning*, 4(2):107–194, 2011. [1](#)
- [65] Xiaotong Shen and Hsin-Cheng Huang. Optimal model assessment, selection, and combination. *Journal of the American Statistical Association*, 101(474):554–568, 2006. [3](#)
- [66] Naman Shukla, Arinbjörn Kolbeinsson, Lavanya Marla, and Kartik Yellepeddi. Adaptive model selection framework: An application to airline pricing. *arXiv preprint arXiv:1905.08874*, 2019. [1](#), [3](#)
- [67] Karen Simonyan and Andrew Zisserman. Very deep convolutional networks for large-scale image recognition. *arXiv preprint arXiv:1409.1556*, 2014. [18](#)
- [68] Masashi Sugiyama and Neil Rubens. A batch ensemble approach to active learning with model selection. *Neural Networks*, 21(9):1278–1286, 2008. [3](#)
- [69] Christian Szegedy, Wei Liu, Yangqing Jia, Pierre Sermanet, Scott Reed, Dragomir Anguelov, Dumitru Erhan, Vincent Vanhoucke, and Andrew Rabinovich. Going deeper with convolutions. In *Proceedings of the IEEE conference on computer vision and pattern recognition*, pages 1–9, 2015. [18](#)
- [70] Mingxing Tan and Quoc Le. Efficientnet: Rethinking model scaling for convolutional neural networks. In *International conference on machine learning*, pages 6105–6114. PMLR, 2019. [18](#)
- [71] Christopher Tosh and Sanjoy Dasgupta. Interactive structure learning with structural query-by-committee. *Advances in Neural Information Processing Systems*, 31, 2018. [1](#)
- [72] Petar Veličković, Guillem Cucurull, Arantxa Casanova, Adriana Romero, Pietro Lio, and Yoshua Bengio. Graph attention networks. *arXiv preprint arXiv:1710.10903*, 2017. [18](#)

- [73] Alexander Vergara, Shankar Vembu, Tuba Ayhan, Margaret A Ryan, Margie L Homer, and Ramón Huerta. Chemical gas sensor drift compensation using classifier ensembles. *Sensors and Actuators B: Chemical*, 166:320–329, 2012. [7](#)
- [74] Zhenqin Wu, Bharath Ramsundar, Evan N Feinberg, Joseph Gomes, Caleb Geniesse, Aneesh S Pappu, Karl Leswing, and Vijay Pande. Moleculenet: a benchmark for molecular machine learning. *Chemical science*, 9(2):513–530, 2018. [7](#)
- [75] Zhaoping Xiong, Dingyan Wang, Xiaohong Liu, Feisheng Zhong, Xiaozhe Wan, Xutong Li, Zhaojun Li, Xiaomin Luo, Kaixian Chen, Hualiang Jiang, et al. Pushing the boundaries of molecular representation for drug discovery with the graph attention mechanism. *Journal of medicinal chemistry*, 63(16):8749–8760, 2019. [18](#)
- [76] Chicheng Zhang and Kamalika Chaudhuri. Beyond disagreement-based agnostic active learning. *Advances in Neural Information Processing Systems*, 27:442–450, 2014. [3](#)
- [77] Yao Zhang, Daniel Jarrett, and Mihaela van der Schaar. Stepwise model selection for sequence prediction via deep kernel learning. *arXiv preprint arXiv:2001.03898*, 2020. [1](#)

Appendices

Table of Contents

A	Table of Notations Defined in the Main Paper	16
B	Comparison against Related Work	17
B.1	Problem Setup	17
B.2	Theoretical Guarantees	17
C	Supplemental Materials on Experimental Setup	18
C.1	Details on datasets	18
C.2	Policies and classifiers	18
C.3	Implementation details	18
C.4	Regularized policy	19
C.5	Summary of datasets and models	19
C.6	Details on baseline algorithms	19
C.7	Hyperparameters	20
D	Additional Experiments	21
D.1	Query strategies ablation comparison	21
D.2	Comparing CAMS with each individual expert	21
D.3	Comparing CAMS and Model Picker in a context-free environment	22
D.4	Robustness against malicious experts in adversarial environments	22
D.5	Outperformance over the best policy/expert	23
D.6	The CAMS-MAX algorithm	24
D.7	The CAMS-Random-Policy algorithm	24
D.8	Maximal queries from experiments	25
E	Proofs for the Stochastic Setting	25
E.1	Proof of Theorem 5.1	25
E.2	Proof of Theorem 5.2	27
F	Proofs for the Adversarial Setting	31
F.1	Proof of Theorem 5.3	31
F.2	Proof of Theorem 5.4	34
G	Theoretical Results for Infinite Policy Class (Finite VC Dimension)	36
G.1	Regret bound	36
G.2	Query complexity bound	38

A Table of Notations Defined in the Main Paper

We summarize the notations used in the main paper in Table 1.

notation	meaning
Problem Statement	
\mathcal{X}	input domain
\mathbf{x}	input instance, $\mathbf{x} \in \mathcal{X}$
t, T	index of a round, total number of rounds
i, j	index of policies, models/classifiers
n	number of policies
k	number of classifiers
c	number of class labels
Δ^{k-1}	k -dimensional probability simplex $\{\mathbf{w} \in \mathbb{R}^k : \mathbf{w} = 1, \mathbf{w} \geq 0\}$
\mathcal{Y}	$\{0, \dots, c-1\}$, set of c possible class labels for each input instance
f	single pre-trained classifier (model)
\mathcal{F}	$\{f_1, \dots, f_k\}$, set of k pre-trained classifiers over $\mathcal{X} \times \mathcal{Y}$
$\pi, \pi(\mathbf{x})$	model selection policy (expert) $\pi : \mathcal{X} \rightarrow \Delta^{k-1}$, probability of selecting each classifier under input \mathbf{x}
$\pi^{\text{const}}(\cdot)$	$\pi_j^{\text{const}}(\cdot) := \mathbf{e}_j$, $\mathbf{e}_j \in \Delta^{k-1}$ denotes the canonical basis vector with $e_j = 1$
Π	collection of model selection policies
Π^*	$\Pi \cup \{\pi_1^{\text{const}}, \dots, \pi_k^{\text{const}}\}$, extended policy set including constant policies that always suggest a fixed model
$ \Pi , \Pi^* $	$n, \Pi^* \leq (n+k)$
π^*	$\pi^* \in \Pi^*$, best policy
$\hat{y}_{t,j}$	$f_j(\mathbf{x}_t)$, predicted label for j_{th} pre-trained classifier at round t
$\hat{\mathbf{y}}_t$	$[\hat{y}_{t,1}, \dots, \hat{y}_{t,k}]^\top$, predicted labels by all k models at round t
y_t	true label of \mathbf{x}_t
$\ell_{t,j}$	$\mathbb{I}_{\{y_t \neq \hat{y}_{t,j}\}}$, 0-1 loss for model $j \in [k]$ at round t
$\boldsymbol{\ell}_t$	$\mathbb{I}_{\{\hat{\mathbf{y}}_t \neq \mathbf{y}_t\}}$, full loss vector upon observing y_t
\mathcal{A}	the learner
$L_T^{\mathcal{A}}$	$\sum_{t=1}^T \ell_{t,j_t}$, cumulative loss over T rounds for a learning algorithm \mathcal{A}
$\tilde{\ell}_{t,i}$	$\langle \pi_i(\mathbf{x}_t), \boldsymbol{\ell}_t \rangle$, expected loss if the learner commits to policy π_i and take random selection at round t
$\text{maxind}(\mathbf{w})$	$\arg \max_{j, w_j \in \mathbf{w}} w_j$, index of maximal value entry of \mathbf{w}
μ	$\frac{1}{T} \sum_{t=1}^T \mathbb{E}_{\mathbf{x}_t, y_t} [\hat{\ell}_{t, \text{maxind}(\pi_i(\mathbf{x}_t))}]$
$\mathcal{R}_T(\mathcal{A}), \bar{\mathcal{R}}_T(\mathcal{A})$	expected regret in adversarial setting, pseudo-regret for stochastic setting
$\mathbb{E}_t[\cdot]$	$\mathbb{E}[\cdot \mathcal{F}_t], \mathcal{F}_t = \sigma(\mathbf{E}^{(1)}, \hat{\mathbf{y}}_1, \dots, \hat{\mathbf{y}}_{t-1}, \mathbf{E}^{(t)})$
Algorithm	
q_t	$(q_{t,i})_{i \in \Pi^* }$, probability distribution over Π^* at t
$\bar{L}_{t,i}$	$\sum_{\tau=1}^t \ell_{\tau,i}$, cumulative loss of policy i
\mathbf{w}_t	$\sum_{i \in \Pi^* } q_{t,i} \pi_i(\mathbf{x}_t)$, distribution induced by the weighted policy
$\bar{\ell}_t^y$	$\langle \mathbf{w}_t, \mathbb{I}_{\{\hat{\mathbf{y}}_t \neq y\}} \rangle$, expected loss if the true label is y
$\mathfrak{E}(\hat{\mathbf{y}}_t, \mathbf{w}_t)$	model disagreement function
$h(x)$	$-x \log x$
δ_0^t	$\frac{1}{\sqrt{t}}$, lower bound of query probability
z_t	$\max\{\delta_0^t, \mathfrak{E}(\hat{\mathbf{y}}_t, \mathbf{w}_t)\}$, adaptive query probability
$\hat{\ell}_{t,j}$	$\frac{\ell_{t,j}}{z_t} U_t$
U	query indicator
η_t	adaptive learning rate
ρ_t	$1 - \max_{\tau \in [t]} \langle \mathbf{w}_\tau, \mathbb{I}_{\{\hat{\mathbf{y}}_\tau = y\}} \rangle$
b	query budget
$\hat{\boldsymbol{\ell}}, (\hat{\ell}_{t,i})_{i \in [k]}$	unbiased estimate of classifier loss vector
$\tilde{\boldsymbol{\ell}}, (\tilde{\ell}_{t,i})_{i \in [n]}$	unbiased estimate of policy loss vector
\hat{L}, \bar{L}	unbiased cumulative loss of classifiers, policies
Analysis	
$p_{t,y}$	$\sum_{j \in [k]} \mathbb{I}_{\{\hat{y}_{t,j} = y\}} w_j$, the total probability of classifiers predicts label y at round t
Δ	$\min_{i \neq i^*} \Delta_i = \min_{i \neq i^*} (\mu_i - \mu_{i^*})$, sub-optimality gap
γ	$\min_{\mathbf{x}_t} \left\{ \max_{w_j \in \mathbf{w}_{i^*}^t} w_j - \max_{w_j \in \mathbf{w}_{i^*}^t, j \neq \text{maxind}(\mathbf{w}_{i^*}^t)} w_j \right\}$, minimal probability gap of models
τ_{const}	constant number of rounds
Δ_i	$\mathbb{E}[\tilde{\ell}_{\cdot,i} - \tilde{\ell}_{\cdot,i^*}]$, sub-optimality gap or immediate regret of policy i
$\text{VCdim}(H)$	Vapnik-Chervonenkis dimension of H
$L_{T,*}$	the cumulative loss of oracle at round T

Table 1: Notation

B Comparison against Related Work

B.1 Problem Setup

For better positioning of this work, we compare our setting against a few related works in this domain, and highlight the key differences in the problem setup in Table 2.

Algorithm	Online bagging [52]	Hedge [27]	EXP3 [5]	EXP4 [5]	QBC [63]	Model Picker [40]	CAMS (ours)
criterion	combination	selection	selection	selection	combination	selection	selection
full-information	yes	yes	no	no	yes	yes	yes
active	no	no	no	no	yes	yes	yes
contextual	no	no	no	yes	no	no	yes

Table 2: Algorithm comparison: problem setup

B.2 Theoretical Guarantees

We summarize the regret and query complexity bounds (if applicable) of related algorithms in Table 3.⁹

Algorithm	Regret	Query Complexity
Exp3 [43]	$2\sqrt{Tk \log k}$	—
Exp3.p [12]	$5.15\sqrt{nT \log \frac{n}{\delta}}$	—
Exp4 [43]	$\sqrt{2Tk \log n}$	—
Exp4.p [9]	$6\sqrt{kT \ln \frac{n}{\delta}}$	—
Model Picker _{stochastic} [40]	$62 \max_i \Delta_i k / (\lambda^2 \log k)$ $\lambda = \min_{j \in [k] \setminus \{i^*\}} \Delta_j^2 / \theta_j$	$\sqrt{2T \log k} (1 + 4 \frac{c}{\Delta})$
Model Picker _{adversarial} [40]	$2\sqrt{2T \log k}$	$5\sqrt{T \log k} + 2L_{T,*}$
CAMS _{stochastic} (§5.1, §E)	$\left(\frac{\ln \frac{ \Pi^* }{\gamma} + \sqrt{\ln \Pi^* \cdot 2 \ln \frac{2}{\delta}}}{\sqrt{\ln \Pi^* \Delta}} \right)^2$	$O \left(\frac{\ln T}{c \ln c} \left(\frac{\ln T}{\Delta^2} + \left(\frac{\ln \frac{ \Pi^* }{\gamma}}{\sqrt{\ln \Pi^* \Delta}} \right)^2 + T \mu_{i^*} \right) \right)$
CAMS _{adversarial} (§5.2, §F)	$2c\sqrt{\ln c / \rho_T} \cdot \sqrt{T \log \Pi^* }$	$O \left(\frac{\ln T}{c \ln c} \left(\sqrt{\frac{T \log (\Pi^*)}{\rho_T}} + \tilde{L}_{T,*} \right) \right)$
CAMS _{VCD} (§G)	$(2c\sqrt{\ln c} + 2) \sqrt{T \cdot (2d \ln \frac{eT}{d} + \ln \frac{2}{\delta}) / \rho_T}$	$O \left(\frac{\ln T}{c \ln c} \left(\sqrt{\frac{T \cdot (2d \ln \frac{eT}{d} + \ln \frac{2}{\delta})}{\rho_T}} + \tilde{L}_{T,*} \right) \right)$

Table 3: Regret and query complexity bound

⁹We view $T \mu_{i^*}, \tilde{L}_{T,*}$ as constants given by an oracle in the stochastic setting and the adversarial setting respectively. Then the query-complexity bound is regarded sub-linear. For the notations in this table: i^* is the model with the highest expected accuracy; $\theta_j = \mathbb{P}[\ell_{:,j} \neq \ell_{:,i^*}]$ is the probability that exactly one of j and i^* correctly classifies a sample; γ is defined in (5), and ρ_T is defined in (6).

C Supplemental Materials on Experimental Setup

C.1 Details on datasets

CIFAR10: The CIFAR10 dataset contains 60,000 32x32 color images in 10 different classes. Each class has 6000 images. We randomly split the dataset into three subsets: the training set contains 45000 images, the validation set contains 5000 images, and we keep 10000 images for the online testing set.

DRIFT: The DRIFT dataset measures gas using data from chemical sensors exposed to different gases at various concentration levels. DRIFT contains 13910 measurements from 6 types of gases and 16 chemical sensors, forming a 128-dimensional feature vector. We randomly split the dataset into a training, validation, and test set with 9737, 1113 and 3060 records, respectively.

VERTEBRAL: The VERTEBRAL dataset is a biomedical dataset that classifies patients into three categories: Normal (100 patients), Spondylolisthesis (150 patients), or Disk Hernia (60 patients). Each patient is represented by six biomechanical attributes: pelvic incidence, pelvic tilt, lumbar lordosis angle, sacral slope, pelvic radius, and spondylolisthesis grade. VERTEBRAL contains 310 instances. We randomly selected 155 instances as the training set, 25 as validation sets, and 130 as testing sets.

HIV: The HIV dataset measures the ability to inhibit HIV replication for over 40,000 compounds with binary labels (active and inactive). We randomly draw 32901 records as the training set, 4113 records as a validation set, and 4113 records as the test set.

C.2 Policies and classifiers

CIFAR10: We have constructed 80 diversified classifiers based on VGG [67], ResNet [34], DenseNet [39], GoogLeNet [69]. We have also used EfficientNet [70], MobileNets [37], RegNet [60], and ResNet to construct 85 diversified policies.

DRIFT: We have constructed ten classifiers using Decision Tree [53], SVM [18], AdaBoost [28], Logistic Regression [20], KNN [19] models. We have also created 8 diversified policies with multilayer perceptron (MLP) models of different layer configurations: (128, 30, 10); (128, 60, 30, 10); (128, 120, 30, 10); (128, 240, 120, 30, 10).

VERTEBRAL: We have built six classifiers using Random Forest [10], Gaussian Process [54], linear discriminant analysis [25], Naive Bayes [31] algorithms. We have constructed policies by using standard scikit-learn built-in models including Random Forest Classifier, Extra Trees Classifier [30], Decision Tree Classifier, Radius Neighbors Classifier [50], Ridge Classifier [55] and K-Nearest-Neighbor classifiers.

HIV: We have used graph convolutional networks (GCN) [41], Graph Attention Networks (GAT) [72], AttentiveFP [75], and Random Forest to construct 4 classifiers. We have also used various feature representations of molecules such as MACCS key [24], ECFP2, ECFP4, and ECFP6 [56] molecular fingerprints to build 6 MLP-based policies, respectively.

C.3 Implementation details

We build our contextual online active learning platform on top of prior non-contextual work [40] around the four benchmark datasets. The context \mathbf{x}_t is the raw context of the data (e.g., the 32x32 image for CIFAR10). The predictions $\hat{\mathbf{y}}_t$ contain the predicted label vector of all the classifiers' predictions according to the online context \mathbf{x}_t . The oracle file contains the true label \mathbf{y}_t of \mathbf{x}_t . The advice matrix file contains the matrix data and each row represents a matrix of all policies' probability distribution λ over all the classifiers on context \mathbf{x}_t . To adapt to the online setting, we sequentially draw T i.i.d. instances from the data distribution. For a fair comparison, all algorithms receive data instances in the same order.

C.4 Regularized policy

As discussed in §5.2, we wish to ensure that the probability a policy selecting any model is bounded away from 0 so that the regret bound in Theorem 5.3 is non vacuous. In our experiments, we achieve this goal by applying a regularized policy $\bar{\pi}$ as shown in Algorithm 1.

Algorithm 1 Regularized policy $\bar{\pi}(x_t)$

- 1: **Input:** context x_t , Models \mathcal{F} , policy $\pi \in \Pi^*$
 - 2: $\gamma = \sum_{j=1}^{|\mathcal{F}|} \left([\pi(x_t)]_j - \frac{1}{|\mathcal{F}|} \right)^2$
 - 3: **return** $\frac{\pi_i(x_t) + \gamma}{1 + |\mathcal{F}| \cdot \gamma}$
-

C.5 Summary of datasets and models

We summarize the characteristics of the datasets, models, and the model selection policies in Table 4.

dataset	classification	total instances	test set	stream size	classifier	policy
CIFAR10	10	60000	10000	10000	80	85
DRIFT	6	13910	3060	3000	10	11
VERTEBRAL	3	310	127	80	6	17
HIV	2	40000	4113	4000	4	20

Table 4: Characteristics of benchmark datasets, models and model selection policies

C.6 Details on baseline algorithms

Model Picker (MP) Model Picker [40] is a context-free online active model selection method inspired by EXP3. Model Picker aims to find the best classifier in hindsight while making a small number of queries. For query strategy, it uses a variance-based active learning sampling method to select the most informative label to query to differentiate a pool of models, where the variance is defined as $v(\hat{y}_t, \mathbf{w}_t) = \max_{y \in \mathcal{Y}} \bar{\ell}_t^y (1 - \bar{\ell}_t^y)$. The coin-flip query probability is defined as $\max\{v(\hat{y}_t, \mathbf{w}_t), \eta_t\}$ when $v(\hat{y}_t, \mathbf{w}_t) \neq 0$, or 0 otherwise. For model recommendation, it uses an exponential weight algorithm to recommend the model with minimal exponential cumulative loss based on the past queried labels at each round.

Query by Committee (QBC) For query strategy, we have adapted the method of [22] as a disagreement-based selective sampling query strategy for online streaming data. We treat each classifier as a committee member and compute the query probability by measuring disagreement between models for each instance. The query function is coin-flip by vote entropy probability $-\frac{1}{\log \min(k, |C|)} \sum_c \frac{V(c, x)}{k} \log \frac{V(c, x)}{k}$, where $V(c, x)$ stands for the number of committee members assigning a class c for input context x and k is the number of committee. For the model recommendation part, we use the method of Follow-the-Leader (FTL) [43], which greedily recommends the model with the minimum cumulative loss for past queried instances.

Importance Weighted Active Learning (IWAL) We have implemented [7] as the IWAL baseline. For the query strategy part, IWAL computes an adaptive rejection threshold for each instance and assigns an importance weight to each classifier in the hypothesis space \mathcal{H}_t . IWAL retains the classifiers in the hypothesis space according to their weighted error versus the current best classifier’s weighted error at round t . The query probability is calculated based on labeling disagreements of surviving classifiers through function $\max_{i, j \in \mathcal{H}_t, y \in [c]} \ell_{t,i}^{(y)} - \ell_{t,j}^{(y)}$. For model recommendation, we also adopt the Follow-the-Leader (FTL) strategy.

Random Query Strategy (RS) The RS method queries the label of incoming instances by the coin-flip fixed probability $\frac{b}{T}$. It also uses the FTL strategy based on queried instances for model recommendation.

Contextual Query by Committee (CQBC) We have created a contextual variant of QBC termed CQBC, which has the same entropy query strategy as the original QBC. For model recommendation, we combine two model selection strategies. The first strategy calculates the cumulative reward of each classifier based on past queries and normalizes it as a probability simplex vector. We also

adopt Exp4’s arm recommending vector to use contextual information. Finally, we compute the element-wise product of the two vectors and normalize it to be CQBC’s model recommendation vector. At each round, CQBC would recommend the top model based on the classifiers’ historical performance on queried instances and the online advice matrix for streaming data.

Contextual Importance Weighted Active Learning (CIWAL) We have created a variant version of importance-weighted active learning. Similar to CQBC, CIWAL adopts the query strategy from IWAL and converts the model selection strategy to be contextual. For model selection, we incorporate Exp4’s arm recommendation strategy based on the side-information advice matrix and each classifier’s historical performance according to queried instances. We compute the element-wise product of the two vectors as the model selection vector of CIWAL and normalize it as a weighted vector. Finally, CIWAL recommends the classifier with the highest weight.

Oracle: Among all the given policies, oracle represents the best single policy that achieves the minimum cumulative loss, and it has the same query strategy as CAMS.

C.7 Hyperparameters

We performed our experiments on a Linux server with 80 Intel(R) Xeon(R) Gold 6148 CPU @ 2.40GHz and total 528 Gigabyte memory.

By considering the resource of server, We set 100 realizations and 3000 stream-size for DRIFT, 20 realizations and 10000 stream-size for CIFAR10, 200 realizations and 4000 stream size for HIV, 300 realization and 80 stream-size for VERTEBRAL. In each realization, we randomly selected steam-size aligned data from testing-set and make it as online streaming data which is the input of each algorithm. Thus, we got independent result for each realization.

A small realization number would increase the variance of the results due to the randomness of stream order. A large realization number would make the result be more stable but at the cost of increasing computational cost (time, memory, etc.). We chose the realization number by balancing both aspects.

D Additional Experiments

D.1 Query strategies ablation comparison

Using the same CAMS model recommendation section, we compare three query strategies: the adaptive model-disagreement-based query strategy in Line 9-13 of Fig. 1 (referred to as *entropy* in the following), the variance-based query strategy from Model Picker [40] (referred to as *variance*), and a random query strategy. Fig. 3 shows that CAMS’s adaptive query strategy has the sharpest converge rate on cumulative loss, which demonstrates the effectiveness of the queried labels. Moreover, *entropy* achieves the minimum cumulative loss for CIFAR10, DRIFT, and VERTEBRAL under the same query cost. For the HIV dataset, there is no clear winner between *entropy* and *variance* since the mean of their performance lie within the error bar of each other for the most part.

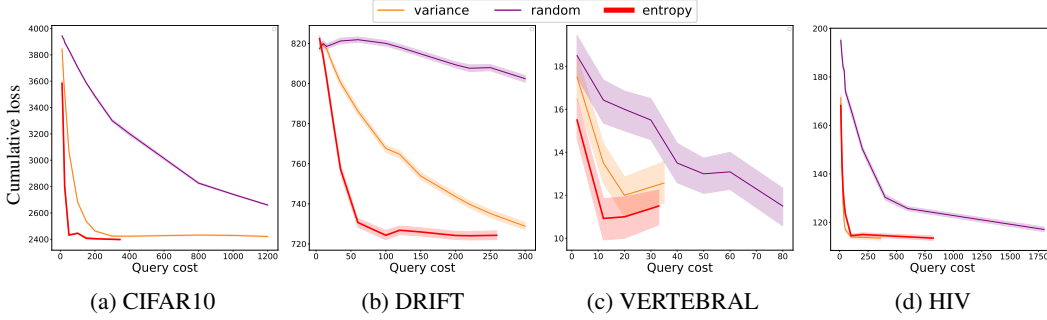


Figure 3: Ablation study of three query strategies (*entropy*, *variance*, *random*) for 4 diverse benchmarks based on the same model recommendation strategy. Under the same query cost constraint, CAMS’s query strategy (*entropy*) exceeds the performance of the other two strategies on non-binary benchmarks in terms of query cost and cumulative lost. 90% confident intervals are indicated in shades.

D.2 Comparing CAMS with each individual expert

We evaluate CAMS by comparing it with all the policies available in various benchmarks. The policies in each benchmark are summarized in Appendix C.2 and Table C.5. The empirical results in Fig. 4 demonstrate that CAMS could efficiently outperform all policies and converge to the performance of the best policy with only slight increase in query cost in all benchmarks. In particular, on the VERTEBRAL and HIV benchmarks, CAMS even outperforms the best policy.

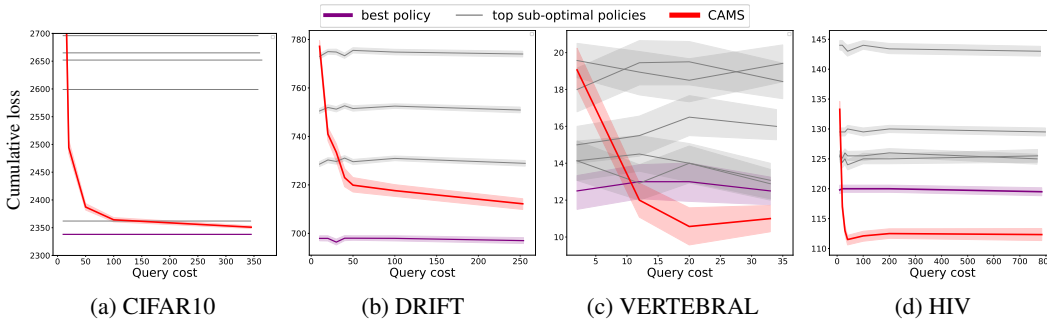


Figure 4: Comparing CAMS with every single policy (only plotted top performance policies in Figure). CAMS could approach the best expert and exceed all others with limited queries. In particular, on VERTEBRAL and HIV Benchmarks, CAMS outperforms the best expert. 90% confident intervals are indicated in shades.

D.3 Comparing CAMS and Model Picker in a context-free environment

CAMS with its own active query strategy component outperforms Model Picker in Fig. 2. When no policy (context) is available and if the query strategy component uses the same variance-based query strategy as in Model Picker [40], CAMS degenerates to the Model Picker algorithm in a context-free environment. In a context-free environment, $\Pi = \{\emptyset\}$, so $\Pi^* := \{\pi_1^{\text{const}}, \dots, \pi_k^{\text{const}}\}$, where $\pi_j^{\text{const}}(\cdot) := e_j$ represents a policy that only recommends a fixed model. In this case, selecting the best policy to CAMS equals selecting the best single model. Fig. 5 demonstrates that the mean of CAMS and Model Picker lies in the shades of each other, which means CAMS has approximately the same performance as model picker considering the randomness on all benchmarks.

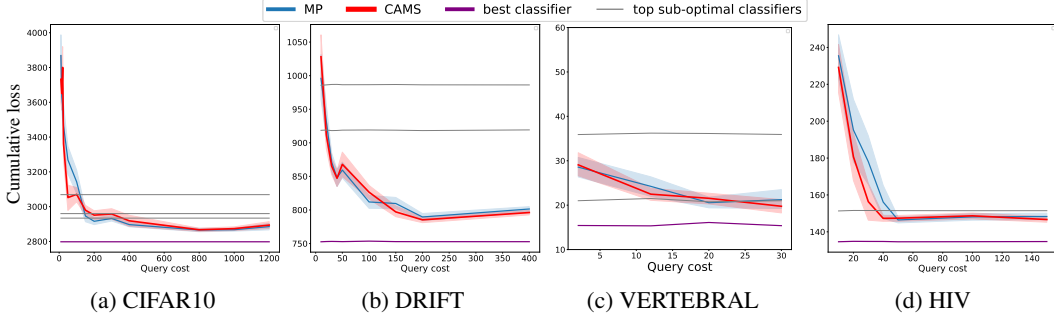


Figure 5: Comparing the model selection strategy of CAMS and Model Picker baseline based on the same variance-based query strategy in a context-free environment. CAMS has approximately the same performance as Model Picker on all the benchmarks. 90% confident intervals are indicated in shades.

D.4 Robustness against malicious experts in adversarial environments

When given only malicious and random advice policies, the conventional contextual online learning from experts advice framework will be trapped in the malicious or random advice. In contrast, CAMS could efficiently identify these policies and avoid taking advice from them. Meanwhile, it also successfully identifies the best classifier to learn to reach its best performance.

The *novelty* in CAMS that enables this robustness is that we add the constant policies $\{\pi_1^{\text{const}}, \dots, \pi_k^{\text{const}}\}$ into the policy set Π to form the new set as Π^* . To illustrate the performance difference, we have created a variant of CAMS by adapting to the conventional approach (named CAMS-conventional). Fig. 6 demonstrates that CAMS could outperform all the malicious and random policies and converge to the performance of the best classifier. **CAMS-conventional:** We create the CAMS-conventional algorithm as the CAMS using policy set Π , not Π^* .

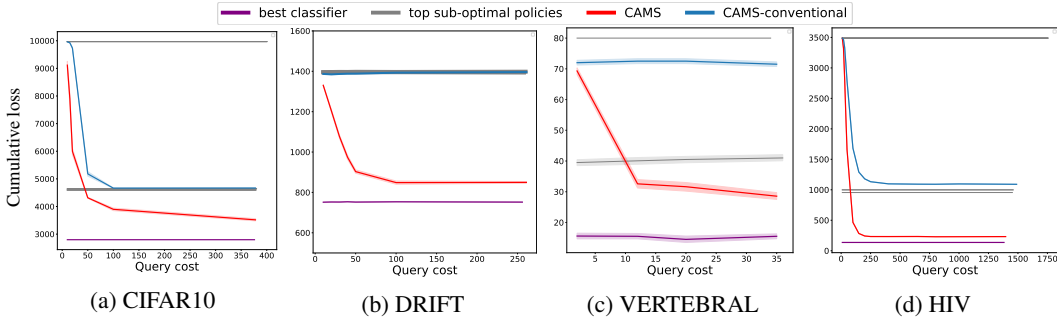


Figure 6: Evaluating the robustness of CAMS compared to the conventional learning from experts' advice (CAMS-conventional) in a complete malicious and random policies environment. When no good policy is available, CAMS could recover from malicious advice and successfully approach the performance of the best classifier. In contrast, the conventional approach will be trapped in malicious advice. 90% confident intervals are indicated in shades.

D.5 Outperformance over the best policy/expert

We also observe that CAMS does not stop at approaching the best policy or classifier performance. Sometimes, it even outperforms all the policies and classifiers, and Fig. 7 demonstrates such a case. To demonstrate the advantage of CAMS, we create two variant versions of CAMS: (1) CAMS-MAX (Appendix D.6), (2) CAMS-Random-Policy (Appendix D.7). CAMS-MAX and CAMS-Random-Policy use the same algorithm as CAMS in adversarial settings but have different model selection strategies for ablation study in the stochastic settings.

We evaluate the three algorithms on VERTEBRAL and HIV benchmarks in terms of (a) *normal policies* (Fig. 7 Left), (b) *classifiers* (Fig. 7 Middle), and (c) *malicious and random policies* (Fig. 7 Right). In the normal policies column, we only compare the policies with regular policies giving helpful advice. In the classifier column, we compare them with the performance of classifiers only. In the malicious and random policies column, we compare them with unreasonable policies only.

Fig. 7 demonstrates that all three algorithms could outperform the malicious/random policies. However, CAMS-Random-Policy does not outperform the best classifier while both CAMS and CAMS-MAX can on both benchmarks. CAMS-MAX approaches the performance of the best policy but does not outperform the best policy on both benchmarks. Finally, perhaps surprisingly, CAMS outperforms the best policy (oracle) on both benchmarks and continues to approach the hypothetical, optimal policy (with 0 cumulative loss).

This surprising factor is contributed by the adaptive weighted policy of CAMS, which adaptively creates a better policy by combining the advantage of each sub-optimal policy and classifier to reach the performance of the hypothetical, optimal policy (defined as $\sum_{t=1}^T \min_{i \in [n+k]} \ell_{t,i}$). The second reason could be that the benchmark we created, or any real-world cases, will not be strictly in a stochastic setting (in which a single policy outperforms all others or has lower μ in every round). The weight policy strategy can make a better combination of advice for this case.

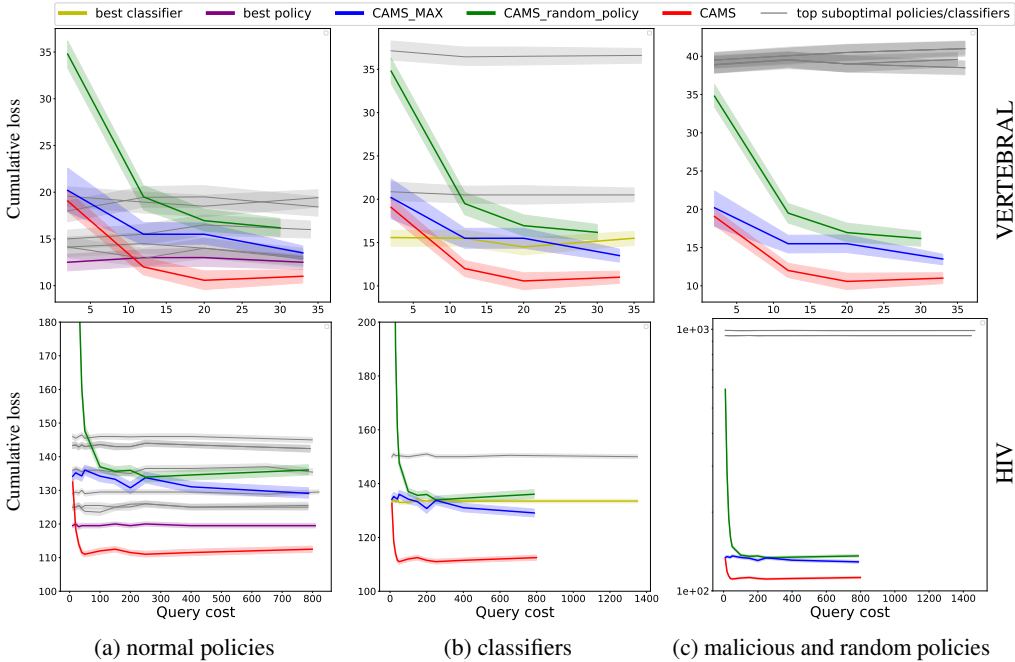


Figure 7: Comparing CAMS, CAMS-MAX and CAMS-RANDOM-POLICY with top policies and classifiers in the VERTEBRA and HIV benchmarks. They outperform all the malicious/random policies. Moreover, CAMS and CAMS-MAX outperform the best classifier. Finally, only CAMS outperforms the best policy (Oracle) in both benchmarks and continues approaching the hypothetical, optimal policy (0 cumulative loss). 90% confident intervals are indicated in shades.

D.6 The CAMS-MAX algorithm

CAMS-MAX is a variant of CAMS. In an adversarial setting, they share the same algorithm. However, in a stochastic setting, CAMS-MAX gets the index i^* of max value in the probability distribution of policy \mathbf{q} , and selects the model with the max value in $\pi_{i^*}(\mathbf{x}_t)$ to recommendation. The difference is marked in blue in Fig. 8.

```

1: Input: Models  $\mathcal{F}$ , policies  $\Pi^*$ , #rounds  $T$ , budget  $b$ 
2: Initialize loss  $\tilde{L}_0 \leftarrow 0$ ; query cost  $C_0 \leftarrow 0$ 
3: for  $t = 1, 2, \dots, T$  do
4:   Receive  $\mathbf{x}_t$ 
5:    $\eta_t \leftarrow \text{SETRATE}(t, \mathbf{x}_t, |\Pi^*|)$ 
6:   Set  $q_{t,i} \propto \exp(-\eta_t \tilde{L}_{t-1,i}) \forall i \in |\Pi^*|$ 
7:    $j_t \leftarrow \text{RECOMMEND}(\mathbf{x}_t, \mathbf{q}_t)$ 
8:   Output  $\hat{y}_{t,j_t} \sim f_{t,j_t}$  as the prediction for  $\mathbf{x}_t$ 
9:   Compute  $z_t$  in Eq. (4)
10:  Sample  $U_t \sim \text{Ber}(z_t)$ 
11:  if  $U_t = 1$  and  $C_t \leq b$  then
12:    Query the label  $y_t$ 
13:     $C_t \leftarrow C_{t-1} + 1$ 
14:    Compute  $\ell_t$ :  $\ell_{t,j} = \mathbb{I}\{\hat{y}_{t,j} \neq y_t\}, \forall j \in [|\mathcal{F}|]$ 
15:    Estimate model loss:  $\hat{\ell}_{t,j} = \frac{\ell_{t,j}}{z_t}, \forall j \in [|\mathcal{F}|]$ 
16:     $\tilde{\ell}_t$ :  $\tilde{\ell}_{t,i} \leftarrow \langle \pi_i(\mathbf{x}_t), \hat{\ell}_{t,j} \rangle, \forall i \in [|\Pi^*|]$ 
17:     $\tilde{L}_t = \tilde{L}_{t-1} + \tilde{\ell}_t$ 
18:  else
19:     $\tilde{L}_t = \tilde{L}_{t-1}$ 
20:     $C_t \leftarrow C_{t-1}$ 
21: procedure  $\text{SETRATE}(t, \mathbf{x}_t, m)$ 
22:   if STOCHASTIC then
23:      $\eta_t = \sqrt{\frac{\ln m}{t}}$ 
24:   if ADVERSARIAL then
25:     Set  $\rho_t$  as in §5.2
26:      $\eta_t = \sqrt{\frac{1}{\sqrt{t}} + \frac{\rho_t}{c^2 \ln c}} \cdot \sqrt{\frac{\ln m}{T}}$ 
27:   return  $\eta_t$ 
29: procedure  $\text{RECOMMEND}(\mathbf{x}_t, \mathbf{q}_t)$ 
30:   if STOCHASTIC then
31:      $i_t \leftarrow \text{maxind}(\mathbf{q}_t)$ 
32:      $j_t \leftarrow \text{maxind}(\pi_{i_t}(\mathbf{x}_t))$ 
33:   if ADVERSARIAL then
34:      $i_t \sim \mathbf{q}_t$ 
35:      $j_t \sim \pi_{i_t}(\mathbf{x}_t)$ 
36:   return  $j_t$ 

```

Figure 8: The CAMS-MAX Algorithm

D.7 The CAMS-Random-Policy algorithm

CAMS-Random-Policy is a variant of CAMS. It shares the same framework with CAMS in an adversarial environment. However, it uses a random sampling policy method in a stochastic setting. It randomly samples the policy from the probability distribution of policy \mathbf{q} , and selects the model with max value in $\pi_{i^*}(\mathbf{x}_t)$ to recommendation. The difference is marked in blue in Fig. 9.

```

1: Input: Models  $\mathcal{F}$ , policies  $\Pi^*$ , #rounds  $T$ , budget  $b$ 
2: Initialize loss  $\tilde{L}_0 \leftarrow 0$ ; query cost  $C_0 \leftarrow 0$ 
3: for  $t = 1, 2, \dots, T$  do
4:   Receive  $\mathbf{x}_t$ 
5:    $\eta_t \leftarrow \text{SETRATE}(t, \mathbf{x}_t, |\Pi^*|)$ 
6:   Set  $q_{t,i} \propto \exp(-\eta_t \tilde{L}_{t-1,i}) \forall i \in |\Pi^*|$ 
7:    $j_t \leftarrow \text{RECOMMEND}(\mathbf{x}_t, \mathbf{q}_t)$ 
8:   Output  $\hat{y}_{t,j_t} \sim f_{t,j_t}$  as the prediction for  $\mathbf{x}_t$ 
9:   Compute  $z_t$  in Eq. (4)
10:  Sample  $U_t \sim \text{Ber}(z_t)$ 
11:  if  $U_t = 1$  and  $C_t \leq b$  then
12:    Query the label  $y_t$ 
13:     $C_t \leftarrow C_{t-1} + 1$ 
14:    Compute  $\ell_t$ :  $\ell_{t,j} = \mathbb{I}\{\hat{y}_{t,j} \neq y_t\}, \forall j \in [|\mathcal{F}|]$ 
15:    Estimate model loss:  $\hat{\ell}_{t,j} = \frac{\ell_{t,j}}{z_t}, \forall j \in [|\mathcal{F}|]$ 
16:     $\tilde{\ell}_t$ :  $\tilde{\ell}_{t,i} \leftarrow \langle \pi_i(\mathbf{x}_t), \hat{\ell}_{t,j} \rangle, \forall i \in [|\Pi^*|]$ 
17:     $\tilde{L}_t = \tilde{L}_{t-1} + \tilde{\ell}_t$ 
18:  else
19:     $\tilde{L}_t = \tilde{L}_{t-1}$ 
20:     $C_t \leftarrow C_{t-1}$ 
21: procedure  $\text{SETRATE}(t, \mathbf{x}_t, m)$ 
22:   if STOCHASTIC then
23:      $\eta_t = \sqrt{\frac{\ln m}{t}}$ 
24:   if ADVERSARIAL then
25:     Set  $\rho_t$  as in §5.2
26:      $\eta_t = \sqrt{\frac{1}{\sqrt{t}} + \frac{\rho_t}{c^2 \ln c}} \cdot \sqrt{\frac{\ln m}{T}}$ 
27:   return  $\eta_t$ 
29: procedure  $\text{RECOMMEND}(\mathbf{x}_t, \mathbf{q}_t)$ 
30:   if STOCHASTIC then
31:      $i_t \sim \mathbf{q}_t$ 
32:      $j_t \leftarrow \text{maxind}(\pi_{i_t}(\mathbf{x}_t))$ 
33:   if ADVERSARIAL then
34:      $i_t \sim \mathbf{q}_t$ 
35:      $j_t \sim \pi_{i_t}(\mathbf{x}_t)$ 
36:   return  $j_t$ 

```

Figure 9: The CAMS-Random-Policy Algorithm

D.8 Maximal queries from experiments

Table 5 in this section summarizes the maximum query cost under a fixed number of realizations with its associated cumulative loss for all baselines (exclude oracle) on all benchmarks in §6. The result in table is slightly different from the query complexity curves of Fig. 2 (Middle). The curve in Fig. 2 (Middle) takes the average value, while the table takes the maximal value from a fixed number of simulations. CAMS wins all baselines (other than oracle) in terms of query cost on CIFAR10, DRIFT, and VERTEBRAL benchmarks. CAMS outperforms all baselines in terms of cumulative loss on DRIFT, VERTEBRAL, and HIV benchmarks. In particular, CAMS outperforms both cumulative loss and query cost on the DRIFT and VERTEBRAL benchmarks.

Algorithm	CIFAR10	DRIFT	VERTEBRAL	HIV
<i>Max queries, Cumulative loss</i>	<i>1200, 10000</i>	<i>2000, 3000</i>	<i>80, 80</i>	<i>2000, 4000</i>
RS	1200, 2916	2000, 766	80, 19	2000, 143
QBC	1200, 2857	1904, 771	72, 20	2000, 139
IWAL	1200, 2854	2000, 760	80, 19	690, 140
MP	1200, 2885	493, 803	33, 25	153, 148
CQBC	1200, 2284	1900, 744	68, 13	2000, 124
CIWAL	1200, 2316	2000, 746	80, 12	690, 124
CAMS	348, 2348	251, 710	32, 11	782, 112

Table 5: Maximal queries from experiments

E Proofs for the Stochastic Setting

In this section, we focus on the stochastic setting. We first prove the regret bound presented in Theorem 5.1 and then prove the query complexity presented in Theorem 5.2 for Algorithm 1.

E.1 Proof of Theorem 5.1

Before providing the proof of Theorem 5.1, we first introduce the following lemma.

Lemma E.1. Fix $\tau \in (0, 1)$. Let q_{t,i^*} be the probability of the optimal policy i^* maintained by Algorithm 1 at t . When $t \geq \left(\frac{\ln \frac{|\Pi^*| \tau}{1-\tau}}{\sqrt{\ln |\Pi^*|} \left(\Delta - \sqrt{\frac{2}{t} \ln \frac{2}{\delta}} \right)} \right)^2$, with probability at least $1 - \delta$, it holds that $q_{t,i^*} \geq \tau$.

Proof of Lemma E.1. W.l.o.g, we assume $\mu_1 \leq \mu_2 \leq \dots \mu_{n+k}$. Since we define $\Delta = \min_{i \neq i^*} \Delta_i = \mu_2 - \mu_1 = \frac{\mathbb{E}[\tilde{L}_{t,2} - \tilde{L}_{t,1}]}{t}$, we also have $q_{t,i^*} = q_{t,1} = \frac{\exp(-\eta_t \tilde{L}_{t-1,1})}{\sum_{i=1}^{|\Pi^*|} \exp(-\eta_t \tilde{L}_{t-1,i})}$ as the weight of optimal expert at round t . Therefore

$$\begin{aligned}
q_{t,i^*} = q_{t,1} &= \frac{\exp(-\eta_t \tilde{L}_{t-1,1})}{\sum_{i=1}^{|\Pi^*|} \exp(-\eta_t \tilde{L}_{t-1,i})} \\
&\stackrel{(a)}{=} \frac{\exp(-\eta_t \tilde{L}_{t-1,1} + \eta_t \tilde{L}_{t-1,2})}{\sum_{i=1}^{|\Pi^*|} \exp(-\eta_t \tilde{L}_{t-1,i} + \eta_t \tilde{L}_{t-1,2})} \\
&\stackrel{(b)}{=} \frac{\exp\left(\eta_t \sum_{s=1}^t \delta_s\right)}{\exp\left(\eta_t \sum_{s=1}^t \delta_s\right) + 1 + \sum_{i=3}^{|\Pi^*|} \exp\left(-\eta_t \tilde{L}_{t-1,i} + \eta_t \tilde{L}_{t-1,2}\right)} \\
&\geq \frac{\exp\left(\eta_t \sum_{s=1}^t \delta_s\right)}{\exp\left(\eta_t \sum_{s=1}^t \delta_s\right) + |\Pi^*|}
\end{aligned} \tag{7}$$

where step (a) is by dividing the cumulative loss of sub-optimal policy π_2 and step (b) is by defining $\delta_t \triangleq \tilde{\ell}_{t-1,2} - \tilde{\ell}_{t-1,1}$.

Let $\tau \in (0, 1)$, such that $q_{t,i^*} \geq \frac{\exp(\eta_t \sum_{s=1}^t \delta_s)}{\exp(\eta_t \sum_{s=1}^t \delta_s) + |\Pi^*|} \geq \tau$. Plugging in $\eta_t = \sqrt{\frac{\ln |\Pi^*|}{t}}$ and define $\bar{\delta}_t = \frac{1}{t} \sum_{s=1}^t \delta_s$, we get

$$\frac{\exp\left(\sqrt{\ln |\Pi^*|} \sqrt{t} \cdot \bar{\delta}_t\right)}{\exp\left(\sqrt{\ln |\Pi^*|} \sqrt{t} \cdot \bar{\delta}_t\right) + |\Pi^*|} \geq \tau$$

Therefore, we obtain $\exp\left(\sqrt{\ln |\Pi^*|} \sqrt{t} \cdot \bar{\delta}_t\right) \geq \frac{|\Pi^*| \tau}{1-\tau}$. Rearranging the terms, we get

$$t \geq \left(\frac{\ln \frac{|\Pi^*| \tau}{1-\tau}}{\sqrt{\ln |\Pi^*|} \cdot \bar{\delta}_t} \right)^2$$

Now by Hoeffding's inequality, we know $\mathbb{P} [|\bar{\delta}_t - \Delta| \geq \epsilon] \leq 2e^{-\frac{t\epsilon^2}{2}}$. Let $2e^{-\frac{t\epsilon^2}{2}} = \delta$. Therefore, when $t \geq \left(\frac{\ln \frac{|\Pi^*| \tau}{1-\tau}}{\sqrt{\ln |\Pi^*|} (\Delta - \epsilon)} \right)^2 = \left(\frac{\ln \frac{|\Pi^*| \tau}{1-\tau}}{\sqrt{\ln |\Pi^*|} (\Delta - \sqrt{\frac{2}{t} \ln \frac{2}{\delta}})} \right)^2$, it holds that $q_{t,i^*} \geq \tau$ with probability at least $1 - \delta$. \square

Lemma E.2. At round t , when $t \geq \left(\frac{\ln \frac{|\Pi^*|}{\gamma} + \sqrt{\ln |\Pi^*| \cdot 2 \ln \frac{2}{\delta}}}{\sqrt{\ln |\Pi^*|} \Delta} \right)^2$, it holds that the arm chosen by the best policy i^* will be the arm chosen by Algorithm 1 with probability at least $1 - \delta$. That is, $\arg \max \left\{ \sum_{i \in [\Pi^*]} q_{t,i} \pi_i(\mathbf{x}_t) \right\} = \arg \max \{ \pi_{i^*}(\mathbf{x}_t) \}$.

Proof of Lemma E.2. At round t , for Algorithm 1, we have loss $\sum_{j=1}^k \mathbb{I} \left\{ j = \arg \max \left\{ \sum_{i \in [\Pi^*]} q_{t,i} \pi_i(\mathbf{x}_t) \right\} \right\} \hat{\ell}_{t,j}$. Let $q_{t,i^*} \geq \tau$. At round t , the best policy i^* 's top weight arm j_{t,i^*} 's probability $\max \{ \pi_{i^*}(\mathbf{x}_t) \}$ is at least $\frac{1}{k}$. The second rank probability of $\pi_{i^*}(\mathbf{x}_t)$ is $\max_j [\pi_{i^*}(\mathbf{x}_t)]_{j \neq \max \text{ind}(\pi_{i^*}(\mathbf{x}_t))}$. Let us define

$$\begin{aligned} \gamma &:= \min_{\mathbf{x}_t} \left\{ \max_{w_j \in \mathbf{w}_{i^*}^t} w_j - \max_{w_j \in \mathbf{w}_{i^*}^t, j \neq \max \text{ind}(\mathbf{w}_{i^*}^t)} w_j \right\} \\ &= \max \{ \pi_{i^*}(\mathbf{x}_t) \} - \max_j \{ [\pi_{i^*}(\mathbf{x}_t)]_{j \neq \max \text{ind}(\pi_{i^*}(\mathbf{x}_t))} \} \end{aligned} \quad (8)$$

as minimal gap in model distribution space of best policy. The arm recommended by the best policy i^* of CAMS will dominate CAMS's selection, when we have

$$q_{t,i^*} \cdot \max \{ \pi_{i^*}(\mathbf{x}_t) \} \geq (1 - q_{t,i^*}) + q_{t,i^*} \left(\max_j [\pi_{i^*}(\mathbf{x}_t)]_{j \neq \max \text{ind}(\pi_{i^*}(\mathbf{x}_t))} \right)$$

Rearranging the terms, and by

$$q_{t,i^*} \cdot \gamma \stackrel{\text{Eq. (8)}}{=} q_{t,i^*} \left(\max \{ \pi_{i^*}(\mathbf{x}_t) \} - \max_j [\pi_{i^*}(\mathbf{x}_t)]_{j \neq \max \text{ind}(\pi_{i^*}(\mathbf{x}_t))} \right) \geq (1 - q_{t,i^*})$$

Therefore, we get $\tau \cdot \gamma \geq (1 - \tau)$, and thus $\tau \geq \frac{1}{\gamma+1}$.

Set $\tau \geq \frac{1}{\gamma+1}$. By Lemma E.1, we get

$$\begin{aligned} t &\geq \left(\frac{\ln \frac{|\Pi^*|^\tau}{1-\tau}}{\sqrt{\ln |\Pi^*|} (\Delta - \epsilon)} \right)^2 \\ &\geq \left(\frac{\ln \left(\frac{|\Pi^*|}{\gamma} \right)}{\sqrt{\ln |\Pi^*|} (\Delta - \epsilon)} \right)^2 \\ &\stackrel{(c)}{\geq} \left(\frac{\ln \frac{|\Pi^*|}{\gamma}}{\sqrt{\ln |\Pi^*|} \Delta - \sqrt{\ln |\Pi^*|} \cdot \frac{2}{t} \ln \frac{2}{\delta}}} \right)^2 \end{aligned}$$

where the last step is by applying $2e^{-\frac{t\epsilon^2}{2}} = \delta$, thus, $\epsilon = \sqrt{\frac{2}{t} \ln \frac{2}{\delta}}$. Dividing both sides by t ,

$$\begin{aligned} 1 &\stackrel{(d)}{\geq} \left(\frac{\ln \frac{|\Pi^*|}{\gamma}}{\sqrt{\ln |\Pi^*|} \cdot t \Delta - \sqrt{\ln |\Pi^*|} \cdot 2 \ln \frac{2}{\delta}}} \right)^2 \\ \ln \frac{|\Pi^*|}{\gamma} &\leq \sqrt{t} \sqrt{\ln (|\Pi^*|)} \Delta - \sqrt{\ln (|\Pi^*|) \cdot 2 \ln \frac{2}{\delta}} \\ t &\geq \left(\frac{\ln \frac{|\Pi^*|}{\gamma} + \sqrt{\ln |\Pi^*| \cdot 2 \ln \frac{2}{\delta}}}{\sqrt{\ln |\Pi^*|} \Delta} \right)^2. \end{aligned}$$

So, when $t \geq \left(\frac{\ln \frac{|\Pi^*|}{\gamma} + \sqrt{\ln |\Pi^*| \cdot 2 \ln \frac{2}{\delta}}}{\sqrt{\ln |\Pi^*|} \Delta} \right)^2$, it holds that $\arg \max \left\{ \sum_{i \in [|\Pi^*|]} q_{t,i} \pi_i(\mathbf{x}_t) \right\} = \arg \max \left\{ \pi_{i^*}(\mathbf{x}_t) \right\}$. \square

Proof of Theorem 5.1. Therefore, with probability at least $1 - \delta$, we get constant regret $\left(\frac{\ln \frac{|\Pi^*|}{\gamma} + \sqrt{\ln |\Pi^*| \cdot 2 \ln \frac{2}{\delta}}}{\sqrt{\ln |\Pi^*|} \Delta} \right)^2$.

Furthermore, with probability at most δ , the regret is upper bounded by T . Thus, we have

$$\begin{aligned} \bar{\mathcal{R}}(T) &\leq (1 - \delta) \left(\frac{\ln \frac{|\Pi^*|}{\gamma} + \sqrt{\ln |\Pi^*| \cdot 2 \ln \frac{2}{\delta}}}{\sqrt{\ln |\Pi^*|} \Delta} \right)^2 + \delta T \\ &\stackrel{(a)}{\leq} \left(1 - \frac{1}{T} \right) \left(\frac{\ln \frac{|\Pi^*|}{\gamma} + \sqrt{\ln |\Pi^*| \cdot (2 \ln T + 2 \ln 2)}}{\sqrt{\ln |\Pi^*|} \Delta} \right)^2 + 1 \\ &= O \left(\frac{\ln T}{\Delta^2} + \left(\frac{\ln \frac{|\Pi^*|}{\gamma}}{\sqrt{\ln |\Pi^*|} \Delta} \right)^2 \right), \end{aligned}$$

where step (a) by set $\delta = \frac{1}{T}$, and where γ in Eq. (8) is the min gap. \square

E.2 Proof of Theorem 5.2

In this section, we analyze the query complexity of CAMS in the stochastic setting. Our main idea is to derive from query indicator U_t and query probability z_t . We first used Lemma E.3 to bound the expected number of queries $\sum_{t=1}^T U_t$ by the sum of query probability as $\sum_{t=1}^T \delta_0^t + \sum_{t=1}^T \mathfrak{E}(\hat{\mathbf{y}}_t, \mathbf{w}_t)$. Then we used Lemma E.4 to bound the first item (which corresponds to the lower bound of query probability over T rounds) and applied Lemma E.5 to bound the second term (which characterizes the model disagreement). Finally, we combined the upper bounds on the two parts to reach the desired result.

Lemma E.3. *The query complexity of Algorithm 1 is upper bounded by*

$$\mathbb{E} \left[\sum_{t=1}^T \left(\frac{1}{\sqrt{t}} + \frac{\sum_{y \in \mathcal{Y}} \langle \mathbf{w}_t, \boldsymbol{\ell}_t^y \rangle \log_{|\mathcal{Y}|} \frac{1}{\langle \mathbf{w}_t, \boldsymbol{\ell}_t^y \rangle}}{|\mathcal{Y}|} \right) \right]. \quad (9)$$

Proof. Now we have model disagreement defined in Eq. (3), the query probability defined in Eq. (4), and the query indicator U . Let us assume, at each round, we have query probability $z_t > 0$, which indicates we will not process the instance that all the models' prediction are the same.

At round t , from query probability Eq. (4), we have

$$\begin{aligned} z_t &= \max \{ \delta_0^t, \mathfrak{E}(\hat{\mathbf{y}}_t, \mathbf{w}_t) \} \\ &\leq \delta_0^t + \mathfrak{E}(\hat{\mathbf{y}}_t, \mathbf{w}_t), \end{aligned}$$

where the inequality is by applying that $\forall A, B \geq 0, \max\{A, B\} \leq A + B$.

Thus, in total round T , we could get the following equation as the cumulative query cost,

$$\mathbb{E} \left[\sum_{t=1}^T U_t \right] \leq \mathbb{E} \left[\sum_{t=1}^T \left(\frac{1}{\sqrt{t}} + \frac{\sum_{c \in \mathcal{Y}} \langle \mathbf{w}_t, \boldsymbol{\ell}_t^c \rangle \log_{|\mathcal{Y}|} \frac{1}{\langle \mathbf{w}_t, \boldsymbol{\ell}_t^c \rangle}}{|\mathcal{Y}|} \right) \right], \quad (10)$$

where the inequality is by inputting $\delta_0^t = \frac{1}{\sqrt{t}}$ and Eq. (3). \square

Lemma E.4. $\sum_{t=1}^T \frac{1}{\sqrt{t}} \leq 2\sqrt{T}$.

Proof. We can bound the LHS as follows:

$$\begin{aligned} \sum_{t=1}^T \frac{1}{\sqrt{t}} &= \sum_{t=1}^{\lfloor \sqrt{T} \rfloor} \frac{1}{\sqrt{t}} + \sum_{t=\lfloor \sqrt{T} \rfloor + 1}^T \frac{1}{\sqrt{t}} \\ &\leq \sqrt{T} + \sum_{t=\lfloor \sqrt{T} \rfloor + 1}^T \frac{1}{\sqrt{T}} \\ &= \sqrt{T} + (T - \sqrt{T}) \frac{1}{\sqrt{T}} \\ &\leq 2\sqrt{T}. \end{aligned}$$

\square

Lemma E.5. *Denote the true label at round t by y_t , and define $p_{t,y} := \sum_{j \in [k]} \mathbb{I}\{\hat{y}_{t,j} = y\} w_j$. Further define $R_t := \sum_{t=1}^T 1 - p_{t,y_t}$ as the expected cumulative loss of Algorithm 1 at t . Then*

$$\sum_{t=1}^T \frac{\sum_{y \in \mathcal{Y}} \langle \mathbf{w}_t, \boldsymbol{\ell}_t^y \rangle \log_{|\mathcal{Y}|} \frac{1}{\langle \mathbf{w}_t, \boldsymbol{\ell}_t^y \rangle}}{|\mathcal{Y}|} \leq \frac{R_T \cdot \left(\log_{|\mathcal{Y}|} \frac{T^2(|\mathcal{Y}|-1)}{R_T^2} \right)}{|\mathcal{Y}|}.$$

Proof of Lemma E.5. Suppose at round t , the true label is y_t . $\sum_{y \neq y_t} p_{t,y} = 1 - p_{t,y_t} = 1 - \left\langle \sum_{i \in |\Pi^*|} q_{t,i} \pi_i(\mathbf{x}_t), \boldsymbol{\ell}_t \right\rangle = r_t$,

$$\begin{aligned}
\frac{\sum_{y \in \mathcal{Y}} \langle \mathbf{w}_t, \boldsymbol{\ell}_t^y \rangle \log_{|\mathcal{Y}|} \frac{1}{\langle \mathbf{w}_t, \boldsymbol{\ell}_t^y \rangle}}{|\mathcal{Y}|} &= \frac{(1 - p_{t,y_t}) \log_{|\mathcal{Y}|} \frac{1}{1 - p_{t,y_t}}}{|\mathcal{Y}|} + \frac{\sum_{y \neq y_t} (1 - p_{t,y}) \log_{|\mathcal{Y}|} \frac{1}{1 - p_{t,y}}}{|\mathcal{Y}|} \\
&\stackrel{(a)}{\leq} \frac{(1 - p_{t,y_t}) \log_{|\mathcal{Y}|} \frac{1}{1 - p_{t,y_t}}}{|\mathcal{Y}|} + (|\mathcal{Y}| - 1) \frac{\frac{(1 - p_{t,y_t})}{|\mathcal{Y}| - 1} \log_{|\mathcal{Y}|} \frac{|\mathcal{Y}| - 1}{1 - p_{t,y_t}}}{|\mathcal{Y}|} \\
&\leq \frac{(1 - p_{t,y_t}) \log_{|\mathcal{Y}|} \frac{1}{1 - p_{t,y_t}}}{|\mathcal{Y}|} + \frac{(1 - p_{t,y_t}) \log_{|\mathcal{Y}|} \frac{|\mathcal{Y}| - 1}{1 - p_{t,y_t}}}{|\mathcal{Y}|} \\
&= \frac{(1 - p_{t,y_t}) \log_{|\mathcal{Y}|} \frac{|\mathcal{Y}| - 1}{(1 - p_{t,y_t})^2}}{|\mathcal{Y}|} \\
&\stackrel{(b)}{\leq} \frac{r_t \log_{|\mathcal{Y}|} \frac{|\mathcal{Y}| - 1}{r_t^2}}{|\mathcal{Y}|},
\end{aligned}$$

where step (a) is by applying Jensen's inequality and using $1 - p_{t,y} = \frac{1 - p_{t,y_t}}{|\mathcal{Y}| - 1}$, and step (b) is by replacing the expected loss $1 - p_{t,y_t}$ by its short-hand notation r_t .

Recall that we define the expected cumulative loss as $R_T = \sum_{t=1}^T r_t$. Since when $r_t \in [0, 1]$, $\frac{r_t \log_{|\mathcal{Y}|} \frac{|\mathcal{Y}| - 1}{r_t^2}}{|\mathcal{Y}|}$ is concave, we get

$$\sum_{t=1}^T \frac{\sum_{y \in \mathcal{Y}} \langle \mathbf{w}_t, \boldsymbol{\ell}_t^y \rangle \log_{|\mathcal{Y}|} \frac{1}{\langle \mathbf{w}_t, \boldsymbol{\ell}_t^y \rangle}}{|\mathcal{Y}|} \leq \frac{T \left(\frac{\sum_{t=1}^T r_t}{T} \right) \left(\log_{|\mathcal{Y}|} \frac{|\mathcal{Y}| - 1}{\frac{\sum_{t=1}^T r_t}{T}} \right)}{|\mathcal{Y}|} = \frac{R_T \left(\log_{|\mathcal{Y}|} \frac{T^2 (|\mathcal{Y}| - 1)}{R_T^2} \right)}{|\mathcal{Y}|}. \quad (11)$$

Since R_T is the cumulative loss up to round T , T 's incremental rate is no less than R_T 's incremental rate. Thus, $R_T \leq T$ and $\frac{T_t}{R_t} \leq \frac{T_{t+1}}{R_{t+1}}$. So we get Eq. (11). \square

Now we are ready to prove Theorem 5.2.

Proof of Theorem 5.2. From Lemma E.3, we get the following equation as the cumulative query cost

$$\mathbb{E} \left[\sum_{t=1}^T U_t \right] \leq \mathbb{E} \left[\sum_{t=1}^T \left(\frac{1}{\sqrt{t}} + \frac{\sum_{y \in \mathcal{Y}} \langle \mathbf{w}_t, \boldsymbol{\ell}_t^y \rangle \log_{|\mathcal{Y}|} \frac{1}{\langle \mathbf{w}_t, \boldsymbol{\ell}_t^y \rangle}}{|\mathcal{Y}|} \right) \right].$$

Let us assume the expected total loss of best policy is $T\mu_{i^*}$. From Theorem 5.1, we get

$$\mathbb{E} [R_T] = \mathbb{E} \left[\sum_{t=1}^T r_t \right] \leq O \left(\frac{\ln T}{\Delta^2} + \left(\frac{\ln \frac{|\Pi^*|}{\gamma}}{\sqrt{\ln |\Pi^*|} \Delta} \right)^2 \right) + T\mu_{i^*}.$$

Plugging this result into the query complexity bound given by Lemma E.4 and Lemma E.5, we have

$$\begin{aligned}
\mathbb{E} \left[\sum_{t=1}^T U_t \right] &\leq 2\sqrt{T} + \frac{\left(O \left(\frac{\ln T}{\Delta^2} + \left(\frac{\ln \frac{|\Pi^*|}{\gamma}}{\sqrt{\ln |\Pi^*| \Delta}} \right)^2 \right) + T\mu_{i^*} \right)}{|\mathcal{Y}|} \log_{|\mathcal{Y}|} \frac{T^2 (|\mathcal{Y}| - 1)}{\left(O \left(\frac{\ln T}{\Delta^2} + \left(\frac{\ln \frac{|\Pi^*|}{\gamma}}{\sqrt{\ln |\Pi^*| \Delta}} \right)^2 \right) + T\mu_{i^*} \right)^2} \\
&\leq \frac{\left(O \left(\frac{\ln T}{\Delta^2} + \left(\frac{\ln \frac{|\Pi^*|}{\gamma}}{\sqrt{\ln |\Pi^*| \Delta}} \right)^2 \right) + T\mu_{i^*} \right) (\log_{|\mathcal{Y}|} (T|\mathcal{Y}|))}{|\mathcal{Y}|} \\
&= O \left(\frac{\left(\frac{\ln T}{\Delta^2} + \left(\frac{\ln \frac{|\Pi^*|}{\gamma}}{\sqrt{\ln |\Pi^*| \Delta}} \right)^2 + T\mu_{i^*} \right) (\ln (T))}{|\mathcal{Y}| \ln |\mathcal{Y}|} \right),
\end{aligned}$$

where γ is defined as Eq. (8). □

F Proofs for the Adversarial Setting

In this section, we first prove the regret bound presented in Theorem 5.3 and then prove the query complexity bound presented in Theorem 5.4 for Algorithm 1 in the adversarial setting. Lemma F.1 builds upon the proof of the hedge algorithm [27], but with an *adaptive* learning rate.

F.1 Proof of Theorem 5.3

Lemma F.1. *Consider the setting of Algorithm 1, Let us define $h_{t,i} = \exp(-\eta_t \tilde{L}_{t-1,i}) \forall i \in [\Pi^*]$ as exponential cumulative loss of policy i , η_t is the adaptive learning rate and \mathbf{q}_t is the probability distribution of policies, then*

$$\log \frac{\sum_{i \in [\Pi^*]} h_{T+1,i}}{\sum_{i \in [\Pi^*]} h_{1,i}} \leq - \sum_{t=1}^T \eta_t \sum_{i=1}^{|\Pi^*|} q_{t,i} \tilde{\ell}_{t,i} + \sum_{t=1}^T \frac{\eta_t^2}{2} \sum_{i=1}^{|\Pi^*|} q_{t,i} (\tilde{\ell}_{t,i})^2.$$

Proof. We first bound the following term

$$\begin{aligned} \frac{\sum_{i \in [\Pi^*]} h_{t+1,i}}{\sum_{i \in [\Pi^*]} h_{t,i}} &= \sum_{i=1}^{|\Pi^*|} \frac{h_{t+1,i}}{\sum_{i \in [\Pi^*]} h_{t,i}} \\ &= \sum_{i=1}^{|\Pi^*|} q_{t,i} \exp(-\eta_t \tilde{\ell}_{t,i}) \\ &\leq \sum_{i=1}^{|\Pi^*|} q_{t,i} \left(1 - \eta_t \tilde{\ell}_{t,i} + \frac{\eta_t^2 (\tilde{\ell}_{t,i})^2}{2} \right) \\ &= 1 - \eta_t \sum_{i=1}^{|\Pi^*|} q_{t,i} \tilde{\ell}_{t,i} + \frac{\eta_t^2}{2} \sum_{i=1}^{|\Pi^*|} q_{t,i} (\tilde{\ell}_{t,i})^2, \end{aligned}$$

where the inequality is by applying that for $x \leq 0$, we have $e^x \leq 1 + x + \frac{x^2}{2}$.

By taking log on both side, we get

$$\begin{aligned} \log \frac{\sum_{i \in [\Pi^*]} h_{t+1,i}}{\sum_{i \in [\Pi^*]} h_{t,i}} &\leq \log \left(1 - \eta_t \sum_{i=1}^{|\Pi^*|} q_{t,i} \tilde{\ell}_{t,i} + \frac{\eta_t^2}{2} \sum_{i=1}^{|\Pi^*|} q_{t,i} (\tilde{\ell}_{t,i})^2 \right) \\ &\stackrel{(a)}{\leq} -\eta_t \sum_{i=1}^{|\Pi^*|} q_{t,i} \tilde{\ell}_{t,i} + \frac{\eta_t^2}{2} \sum_{i=1}^{|\Pi^*|} q_{t,i} (\tilde{\ell}_{t,i})^2, \end{aligned}$$

where step (a) is by applying that $\log(1+x) \leq x$, when $x \geq -1$.

Now summing over $t = 1 : T$ yields:

$$\begin{aligned} \log \frac{\sum_{i \in [\Pi^*]} h_{T+1,i}}{\sum_{i \in [\Pi^*]} h_{1,i}} &= \sum_{t=1}^T \log \frac{\sum_{i \in [\Pi^*]} h_{t+1,i}}{\sum_{i \in [\Pi^*]} h_{t,i}} \\ &\leq - \sum_{t=1}^T \eta_t \sum_{i=1}^{|\Pi^*|} q_{t,i} \tilde{\ell}_{t,i} + \sum_{t=1}^T \frac{\eta_t^2}{2} \sum_{i=1}^{|\Pi^*|} q_{t,i} (\tilde{\ell}_{t,i})^2. \end{aligned}$$

□

Lemma F.2. *Consider the setting of Algorithm 1. Let $p_{t,y} = \sum_{j \in [k]} \mathbb{I}\{\hat{y}_{t,j} = y\} w_j$. The query probability z_t satisfies*

$$z_t \geq \frac{1}{|\mathcal{Y}| \ln |\mathcal{Y}|} (p_{t,y_t} (1 - p_{t,y_t}) + p_{t,y} (1 - p_{t,y})), \forall y \neq y_t.$$

Proof. We first bound the query probability term

$$\begin{aligned}
z_t &= \max \{ \delta_0^t, \mathfrak{E}(\hat{\mathbf{y}}_t, \mathbf{w}_t) \} \\
&= \max \{ \delta_0^t, \frac{1}{|\mathcal{Y}|} \sum_{y \in \mathcal{Y}} \langle \mathbf{w}_t, \boldsymbol{\ell}_t^y \rangle \log_{|\mathcal{Y}|} \frac{1}{\langle \mathbf{w}_t, \boldsymbol{\ell}_t^y \rangle} \} \\
&= \max \{ \delta_0^t, \frac{1}{|\mathcal{Y}|} \sum_{y \in \mathcal{Y}} (1 - p_{t,y}) \cdot \ln \frac{1}{1 - p_{t,y}} \frac{1}{\ln |\mathcal{Y}|} \} \\
&\stackrel{(a)}{\geq} \max \{ \delta_0^t, \frac{1}{|\mathcal{Y}|} \sum_{y \in \mathcal{Y}} (1 - p_{t,y}) \cdot p_{t,y} \cdot \frac{1}{\ln |\mathcal{Y}|} \} \\
&= \max \{ \delta_0^t, \frac{1}{|\mathcal{Y}| \ln |\mathcal{Y}|} \sum_{y \in \mathcal{Y}} (1 - p_{t,y}) \cdot p_{t,y} \} \\
&\stackrel{(b)}{\geq} \frac{1}{|\mathcal{Y}| \ln |\mathcal{Y}|} (p_{t,y_t} (1 - p_{t,y_t}) + p_{t,y} (1 - p_{t,y})), \forall y \neq y_t,
\end{aligned}$$

where step (a) is by applying $\ln(1+x) \geq \frac{x}{1+x}$ for $x > -1$,

$$\ln \frac{1}{1 - p_{t,y}} = \ln \left(1 + \frac{p_{t,y}}{1 - p_{t,y}} \right) \geq \frac{\frac{p_{t,y}}{1 - p_{t,y}}}{1 + \frac{p_{t,y}}{1 - p_{t,y}}} = p_{t,y},$$

and where step (b) is by applying $\forall a, b \in \mathbb{R}, \max \{a, b\} \geq a$.

□

Proof of Theorem 5.3. By applying Lemma F.1, we got

$$\log \frac{\sum_{i \in [|\Pi^*|]} h_{T+1,i}}{\sum_{i \in [|\Pi^*|]} h_{1,i}} \leq - \sum_{t=1}^T \eta_t \sum_{i=1}^{|\Pi^*|} q_{t,i} \tilde{\ell}_{t,i} + \sum_{t=1}^T \frac{\eta_t^2}{2} \sum_{i=1}^{|\Pi^*|} q_{t,i} \left(\tilde{\ell}_{t,i} \right)^2.$$

For any policy s , we have a lower bound

$$\begin{aligned}
\log \frac{\sum_{i \in [|\Pi^*|]} h_{T+1,i}}{\sum_{i \in [|\Pi^*|]} h_{1,i}} &\geq \log \frac{h_{T+1,s}}{\sum_{i \in [|\Pi^*|]} h_{1,i}} \\
&\stackrel{(a)}{=} \log \frac{h_{T+1,s}}{|\Pi^*|} \\
&= -\log(n+k) - \eta_T \sum_{t=1}^T \tilde{\ell}_{t,s},
\end{aligned} \tag{12}$$

where step (a) in Eq. (12) is by initializing $\tilde{\mathbf{L}}_0 = 0$, $e^0 = 1$, and $\sum_{i \in [|\Pi^*|]} \mathbf{h}_1 = e^{(-\eta_1 \tilde{\mathbf{L}}_0)} = |\Pi^*|$.

Thus, we have

$$\begin{aligned}
- \sum_{t=1}^T \eta_t \sum_{i=1}^{|\Pi^*|} q_{t,i} \tilde{\ell}_{t,i} + \sum_{t=1}^T \frac{\eta_t^2}{2} \sum_{i=1}^{|\Pi^*|} q_{t,i} \left(\tilde{\ell}_{t,i} \right)^2 &\geq -\log(n+k) - \eta_T \sum_{t=1}^T \tilde{\ell}_{t,s} \\
\sum_{t=1}^T \eta_t \sum_{i=1}^{|\Pi^*|} q_{t,i} \tilde{\ell}_{t,i} - \eta_T \sum_{t=1}^T \tilde{\ell}_{t,s} &\leq \log(n+k) + \sum_{t=1}^T \frac{\eta_t^2}{2} \sum_{i=1}^{|\Pi^*|} q_{t,i} \left(\tilde{\ell}_{t,i} \right)^2 \\
\eta_T \sum_{t=1}^T \sum_{i=1}^{|\Pi^*|} q_{t,i} \tilde{\ell}_{t,i} - \eta_T \sum_{t=1}^T \tilde{\ell}_{t,s} &\stackrel{(b)}{\leq} \log(n+k) + \sum_{t=1}^T \frac{\eta_t^2}{2} \sum_{i=1}^{|\Pi^*|} q_{t,i} \left(\tilde{\ell}_{t,i} \right)^2 \\
\sum_{t=1}^T \sum_{i=1}^{|\Pi^*|} q_{t,i} \tilde{\ell}_{t,i} - \sum_{t=1}^T \tilde{\ell}_{t,s} &\stackrel{(c)}{\leq} \frac{\log |\Pi^*|}{\eta_T} + \frac{1}{\eta_T} \sum_{t=1}^T \frac{\eta_t^2}{2} \sum_{i=1}^{|\Pi^*|} q_{t,i} \left(\tilde{\ell}_{t,i} \right)^2,
\end{aligned}$$

where step (b) is by applying

$$\eta_T \sum_{t=1}^T \sum_{i=1}^{|\Pi^*|} q_{t,i} \tilde{\ell}_{t,i} - \eta_T \sum_{t=1}^T \tilde{\ell}_{t,s} \leq \sum_{t=1}^T \eta_t \sum_{i=1}^{|\Pi^*|} q_{t,i} \tilde{\ell}_{t,i} - \eta_T \sum_{t=1}^T \tilde{\ell}_{t,s},$$

and step (c) is by dividing η_T on both side.

Because we have

$$\begin{aligned} \mathbb{E}_T \left[q_{t,i} \left(\tilde{\ell}_{t,i} \right)^2 \right] &= q_{t,i} \mathbb{E}_T \left[\left(\pi_i(\mathbf{x}_t) \cdot \hat{\ell}_t \right)^2 \right] \\ &= q_{t,i} \left(P(U_t = 1) \left(\pi_i(\mathbf{x}_t) \cdot \frac{\ell_t}{z_t} \right)^2 + P(U_t = 0) \cdot 0 \right) \\ &= q_{t,i} \left(z_t \left(\pi_i(\mathbf{x}_t) \cdot \frac{\ell_t}{z_t} \right)^2 \right) \\ &= \frac{q_{t,i}}{z_t} (\pi_i(\mathbf{x}_t) \cdot \ell_t)^2 \\ &\leq \frac{q_{t,i}}{z_t} \pi_i(\mathbf{x}_t) \cdot \ell_t \\ &= \frac{q_{t,i}}{z_t} \langle \pi_i(\mathbf{x}_t), \ell_t \rangle, \end{aligned}$$

it leads to

$$\begin{aligned} \sum_{t=1}^T \sum_{i=1}^{|\Pi^*|} q_{t,i} \tilde{\ell}_{t,i} - \sum_{t=1}^T \tilde{\ell}_{t,s} &\leq \frac{\log |\Pi^*|}{\eta_T} + \frac{1}{\eta_T} \sum_{t=1}^T \frac{\eta_t^2}{2} \sum_{i=1}^{|\Pi^*|} \frac{q_{t,i}}{z_t} \langle \pi_i(\mathbf{x}_t), \ell_t \rangle \\ &\stackrel{(d)}{\leq} \frac{\log |\Pi^*|}{\eta_T} + \frac{1}{\eta_T} \sum_{t=1}^T \frac{\eta_t^2}{2} \frac{\langle \mathbf{w}_t, \ell_t \rangle}{z_t}, \end{aligned}$$

where step (d) is by applying $\sum_{i=1}^{|\Pi^*|} q_{t,i} \langle \pi_i(\mathbf{x}_t), \ell_t \rangle = \langle \mathbf{w}_t, \ell_t \rangle$.

So we have,

$$\begin{aligned} \sum_{t=1}^T \sum_{i=1}^{|\Pi^*|} q_{t,i} \tilde{\ell}_{t,i} - \sum_{t=1}^T \tilde{\ell}_{t,s} &\leq \frac{\log |\Pi^*|}{\eta_T} + \frac{1}{\eta_T} \sum_{t=1}^T \frac{\eta_t^2}{2} \frac{\langle \mathbf{w}_t, \ell_t \rangle}{z_t} \\ &\stackrel{(e)}{\leq} \frac{\log |\Pi^*|}{\eta_T} + \frac{1}{\eta_T} \sum_{t=1}^T \frac{\eta_t^2}{2} \frac{1 - p_{t,y_t}}{z_t} \\ &\stackrel{(f)}{\leq} \frac{\log |\Pi^*|}{\eta_T} + \frac{1}{\eta_T} \sum_{t=1}^T \frac{\eta_t^2}{2} \frac{1 - p_{t,y_t}}{\mathcal{Y}_0((1 - p_{t,y_t}) p_{t,y_t} + (1 - p_{t,y}) p_{t,y})} \\ &\leq \frac{\log |\Pi^*|}{\eta_T} + \frac{1}{\eta_T} \sum_{t=1}^T \frac{\eta_t^2}{2} \frac{1}{\mathcal{Y}_0 \left(p_{t,y_t} + \frac{1 - p_{t,y}}{1 - p_{t,y_t}} p_{t,y} \right)}, \end{aligned}$$

where step (e) is by using $\langle \mathbf{w}_t, \ell_t \rangle = 1 - p_{t,y_t}$ and step (f) by using Lemma F.2 and get lower bound of z_t as $\frac{1}{|\mathcal{Y}| \ln |\mathcal{Y}|} (p_{t,y_t} (1 - p_{t,y_t}) + p_{t,y} (1 - p_{t,y}))$ and applying $\frac{1}{|\mathcal{Y}| \ln |\mathcal{Y}|} = \mathcal{Y}_0$.

If $p_{t,y_t} \geq \frac{1}{|\mathcal{Y}|}$,

$$p_{t,y_t} + \frac{1 - p_{t,y}}{1 - p_{t,y_t}} p_{t,y} \geq \frac{1}{|\mathcal{Y}|}.$$

If $p_{t,y_t} < \frac{1}{|\mathcal{Y}|}$, $\exists y, p_{t,y} \rightarrow 1$, $\delta_1^t = 1 - \max_{y,\tau \in [t]} p_{\tau,y}$. Let $p_{t,\hat{y}} = \max_y p_{t,y}$. Thus, we have $w_{\hat{y}} > \frac{1}{|\mathcal{Y}|}$ and

$$p_{t,y_t} + \frac{1-p_{t,y}}{1-p_{t,y_t}} p_{t,y} \geq p_{t,y_t} + w_{\hat{y}} \frac{\delta_1^t}{1-p_{t,y_t}} \geq 0 + \frac{1}{|\mathcal{Y}|} \frac{\delta_1^t}{1} = \frac{\delta_1^t}{|\mathcal{Y}|}.$$

Therefore

$$\max\{p_{t,y_t} + p_{t,y} \frac{1-p_{t,y}}{1-p_{t,y_t}}\} = \begin{cases} \frac{1}{|\mathcal{Y}|} & \text{if } p_{t,y_t} \geq \frac{1}{|\mathcal{Y}|}, \\ \frac{\delta_1^t}{|\mathcal{Y}|} & \text{if } p_{t,y_t} < \frac{1}{|\mathcal{Y}|}. \end{cases}$$

So we have

$$\begin{aligned} \sum_{t=1}^T \sum_{i=1}^{|\Pi^*|} q_{t,i} \tilde{\ell}_{t,i} - \sum_{t=1}^T \tilde{\ell}_{t,s} &\leq \frac{\log |\Pi^*|}{\eta_T} + \frac{1}{\eta_T} \sum_{t=1}^T \frac{\eta_t^2}{2} \frac{1}{\mathcal{Y}_0 \left(p_{t,y_t} + \frac{1-w_y}{1-p_{t,y_t}} p_{t,y} \right)} \\ &\stackrel{(g)}{\leq} \frac{\log |\Pi^*|}{\eta_T} + \frac{1}{\eta_T} \sum_{t=1}^T \frac{\eta_t^2}{2} \frac{1}{\max\{\mathcal{Y}_0 \frac{\delta_1^t}{|\mathcal{Y}|}, \delta_0^t\}} \\ &= \frac{\log |\Pi^*|}{\eta_T} + \frac{1}{\eta_T} \sum_{t=1}^T \frac{\eta_t^2}{2} \frac{|\mathcal{Y}|^2 \ln |\mathcal{Y}|}{\max\{\delta_1^t, \delta_0^t |\mathcal{Y}|^2 \ln |\mathcal{Y}|\}} \\ &\stackrel{(h)}{\leq} \frac{\log |\Pi^*|}{\eta_T} + \frac{1}{\eta_T} \sum_{t=1}^T \frac{\eta_t^2}{2} \cdot \frac{|\mathcal{Y}|^2 \ln |\mathcal{Y}|}{\frac{\delta_1^t + \delta_0^t |\mathcal{Y}|^2 \ln |\mathcal{Y}|}{2}} \\ &= \frac{\log |\Pi^*|}{\eta_T} + \frac{1}{\eta_T} \sum_{t=1}^T \eta_t^2 \frac{1}{\delta_1^t + \delta_0^t |\mathcal{Y}|^2 \ln |\mathcal{Y}|} \cdot |\mathcal{Y}|^2 \ln |\mathcal{Y}|, \end{aligned}$$

where step (g) is by getting the lower bound of z_t as $\frac{\delta_1^t}{|\mathcal{Y}|} \leq \frac{1}{|\mathcal{Y}|}$, $\delta_0^t \leq \frac{\delta_0^t}{1-p_{t,y_t}}$ and step (h) is by applying $\max\{A, B\} \geq \frac{A+B}{2}$.

Let us define $\rho_t \triangleq \min_{\tau \in [t]} \delta_1^\tau = 1 - \max_{c,\tau \in [t]} p_{\tau,y}^c$. We get

$$\mathbb{E}_T[\mathcal{R}_T] \leq \frac{\log |\Pi^*|}{\eta_T} + \frac{1}{\eta_T} \sum_{t=1}^T \log |\Pi^*| \cdot \frac{1}{T} \leq \frac{2 \log |\Pi^*|}{\eta_T}$$

Let $\eta_t = \sqrt{\frac{\rho_t + \delta_0^t |\mathcal{Y}|^2 \ln |\mathcal{Y}|}{|\mathcal{Y}|^2 \ln |\mathcal{Y}|}} \cdot \sqrt{\frac{\log |\Pi^*|}{T}}$, we obtain

$$\begin{aligned} \mathbb{E}_T[\mathcal{R}_T] &\leq \frac{2 \sqrt{\log |\Pi^*|} \cdot \sqrt{T} \cdot \sqrt{|\mathcal{Y}|^2 \ln |\mathcal{Y}|}}{\sqrt{\rho_T + \delta_0^T |\mathcal{Y}|^2 \ln |\mathcal{Y}|}} \\ &\leq 2|\mathcal{Y}| \sqrt{\frac{T \ln |\mathcal{Y}| \log |\Pi^*|}{\rho_T}} \end{aligned}$$

□

F.2 Proof of Theorem 5.4

Proof of Theorem 5.4. From Lemma E.3, we get the following equation as the cumulative query cost

$$\mathbb{E} \left[\sum_{t=1}^T U_t \right] \leq \mathbb{E} \left[\sum_{t=1}^T \left(\frac{1}{\sqrt{t}} + \frac{\sum_{y \in \mathcal{Y}} \langle \mathbf{w}_t, \boldsymbol{\ell}_t^y \rangle \log_{|\mathcal{Y}|} \frac{1}{\langle \mathbf{w}_t, \boldsymbol{\ell}_t^y \rangle}}{|\mathcal{Y}|} \right) \right].$$

Let us assume the expected total loss of best policy is $\tilde{L}_{T,*}$. Thus, from Theorem 5.3, we get the expected cumulative loss

$$\mathbb{E}[R_T] = \mathbb{E} \left[\sum_{t=1}^T r_t \right] \leq 2|\mathcal{Y}| \sqrt{\frac{T \ln |\mathcal{Y}| \log |\Pi^*|}{\rho_T}} + \tilde{L}_{T,*}.$$

Now plugging the regret bound \mathcal{R}_T proved in Theorem 5.3 into the query complexity bound given by Lemma E.5, we have

$$\begin{aligned}
\sum_{t=1}^T \frac{\sum_{y \in \mathcal{Y}} \langle \mathbf{w}_t, \boldsymbol{\ell}_t^y \rangle \log_{|\mathcal{Y}|} \frac{1}{\langle \mathbf{w}_t, \boldsymbol{\ell}_t^y \rangle}}{|\mathcal{Y}|} &\leq \frac{\left(2|\mathcal{Y}| \sqrt{\frac{T \ln |\mathcal{Y}| \log |\Pi^*|}{\rho_T}} + \tilde{L}_{T,*} \right) \left(\log_{|\mathcal{Y}|} \frac{T^2(|\mathcal{Y}|-1)}{\left(2|\mathcal{Y}| \sqrt{\frac{T \ln |\mathcal{Y}| \log |\Pi^*|}{\rho_T}} + \tilde{L}_{T,*} \right)^2} \right)}{|\mathcal{Y}|} \\
&\leq \frac{\left(2|\mathcal{Y}| \sqrt{\frac{T \ln |\mathcal{Y}| \log |\Pi^*|}{\rho_T}} + \tilde{L}_{T,*} \right) \left(\log_{|\mathcal{Y}|} T |\mathcal{Y}| \right)}{|\mathcal{Y}|} \\
&= \frac{\left(2|\mathcal{Y}| \sqrt{\frac{T \ln |\mathcal{Y}| \log |\Pi^*|}{\rho_T}} + \tilde{L}_{T,*} \right) \left(\log_{|\mathcal{Y}|} T + 1 \right)}{|\mathcal{Y}|}.
\end{aligned}$$

Finally, by applying query complexity upper bound of Lemma E.4, we got

$$\mathbb{E} \left[\sum_{t=1}^T U_t \right] \leq 2\sqrt{T} + \frac{\left(2|\mathcal{Y}| \sqrt{\frac{T \ln |\mathcal{Y}| \log |\Pi^*|}{\rho_T}} + \tilde{L}_{T,*} \right) \left(\log_{|\mathcal{Y}|} T + 1 \right)}{|\mathcal{Y}|}.$$

Since the second term on the RHS dominates the upper bound, we have

$$O \left(\mathbb{E} \left[\sum_{t=1}^T U_t \right] \right) = O \left(\frac{\left(\sqrt{\frac{T \log |\Pi^*|}{\rho_T}} + \tilde{L}_{T,*} \right) (\ln T)}{|\mathcal{Y}| \ln (|\mathcal{Y}|)} \right).$$

□

G Theoretical Results for Infinite Policy Class (Finite VC Dimension)

Next, for learning from multiple policies problem, there is one challenge that the size of the policy class $|\Pi|$ could be extremely large or infinite. In this section, we focus on the adversarial setting, and consider infinite policy classes with a finite VC dimension.

Let us define the Vapnik-Chervnonenkis (VC) dimension of a hypothesis class H as $\text{VCdim}(H)$. $\text{VCdim}(H) = \max(m \in \mathbb{N} \mid \Pi_H(m) = 2^m)$, which is the cardinality of the largest set of points in X that can be shattered by hypothesis class H . We named the new algorithm CAMS_{VC} . Since it is in a standard VC-dimension definition, we assume we have only two base classifiers $k = 2$. [9] Here we only discussed the VC dimension for two actions/ classifiers. For multi-dimension, we could extend it by the Natarajan dimension.

We sketch our analysis framework below and provide the detailed analysis in the following subsections. CAMS_{VC} first partitions the policy class Π into equivalent classes based on each policy's sequential predictions at the first τ rounds. τ bounds the regret. Then it constructs a finite policy set Π' by picking a single policy from each class and testing CAMS by using Π' on the rest $T - \tau$ rounds. By Sauer's lemma, we have $|\Pi'| \leq \left(\frac{eT}{d}\right)^d$. Combining it with Theorem 5.3, we can get the regret bound of $L_{\text{CAMS}}(\Pi', T - \tau)$. Then we bound the regret of using policy set Π' to Π . We define the number of disagreement on the $T - \tau$ sequence as $m = m(\pi, \pi')$. Then we bound the agreement probability for size τ subset by $e^{-\frac{m\tau}{T}}$. Since there are $\left(\frac{eT}{d}\right)^{2d}$ possible distinct pairs between Π and Π' , we apply the union bound over every pair of policies. Finally, we reach the regret bound by combining the regret bounds from the above three parts.

G.1 Regret bound

We formally state the regret bound for the infinite policy class setting as follows.

Theorem G.1. (Regret). *For any distributions over contexts and rewards, for all sets of policies Π with VC dimension d , with probability $1 - \frac{\delta}{2}$,*

$$\mathcal{R}_T(\text{CAMS}) \leq \left(2c\sqrt{\ln c} + 2\right) \sqrt{T \cdot \left(2d \ln \frac{eT}{d} + \ln \frac{2}{\delta}\right) / \rho_T}.$$

The full proof for Theorem G.1 is built upon Theorem 5.3, while the proof structure depends on Beygelzimer et al. [9].

Proof. At the first τ rounds, the regret is bounded by τ . In the following, we first bound the regret of CAMS to policy set Π' for the remaining $T - \tau$ rounds, then we bound the regret of Π' to full policy set Π . In the end, we optimize with respect to the value of τ to achieve the result.

Step 1. Bounding the regret of $L_{\text{CAMS}}(\Pi', T - \tau)$:

Let us define $L_{\min}(\Pi)$ as the return of the best policy in policy set Π over T steps. By applying Sauer's lemma, we have $|\Pi'| \leq \left(\frac{eT}{d}\right)^d$, we can bound $L_{\text{CAMS}}(\Pi', T - \tau)$ with result from Theorem 5.3 by

$$L_{\text{CAMS}}(\Pi', T - \tau) \leq L_{\min}(\Pi') + 2c\sqrt{\ln c} \sqrt{\frac{(T - \tau) \left(d \ln \frac{eT}{d}\right)}{\rho_{T-\tau}}}.$$

Step 2. Bounding the regret of Π' to Π :

Sauer's Lemma implies the number of unique policies for any sequence of feature observations of context x_1, \dots, x_T is bounded by $\left(\frac{eT}{d}\right)^d$. Let us randomly pick subset S of size τ of contexts and bound the probability that two policy π and π' agree on the subset. Let us defines the number of disagreement on the T -length sequence as $m = m(\pi, \pi')$. Then

$$\mathbb{P}_S[\forall x \in S, \pi(x) = \pi'(x)] = \left(1 - \frac{m}{T}\right)^\tau \leq e^{-\frac{m\tau}{T}} \leq \delta_0$$

Thus for any pair of $\pi, \pi' \in \Pi$ with $m(\pi, \pi') \geq \frac{T}{\tau} \ln \frac{1}{\delta_0}$, we have $Pr_S[\forall x \in S, \pi(x) = \pi'(x)] \leq \delta_0$. Since there are possible $\left(\frac{eT}{d}\right)^{2d}$ distinct pairs between Π and Π' .

We can get $\sum_{\Pi, \Pi'} \mathbb{P}[A(\Pi, \Pi')] \leq \left(\frac{eT}{d}\right)^{2d} \delta_0$,

$$\mathbb{P}\left[\bigcup_{\Pi, \Pi'} A(\Pi, \Pi')\right] \leq \sum_{\Pi, \Pi'} Pr(A(\Pi, \Pi')) \leq \left(\frac{eT}{d}\right)^{2d} \delta_0.$$

Let us assume $\left(\frac{eT}{d}\right)^{2d} \delta_0 = \frac{\delta}{2}$, thus we get $\delta_0 = \frac{\delta}{2} \left(\frac{d}{eT}\right)^{2d}$. Since we have $m(\pi, \pi') \geq \frac{T}{\tau} \ln \frac{1}{\delta_0}$. By applying a union bound over every pair of policies, we get

$$\mathbb{P}_S\left[\exists \pi, \pi', s.t. m(\pi, \pi') \geq \frac{T}{\tau} \left(2d \ln \frac{eT}{d} + \ln \frac{2}{\delta}\right)\right],$$

$$s.t. \forall x \in S, \pi(x) = \pi'(x) \leq \frac{\delta}{2}.$$

Hence, with probability $1 - \frac{\delta}{2}$, we can get the following equation for any T-length sequences over a random subset of size τ

$$L_{\min}(\Pi') \leq L_{\min}(\Pi) + \frac{T}{\tau} \left(2d \ln \frac{eT}{d} + \ln \frac{2}{\delta}\right),$$

Since the first τ samples of subset are from *i.i.d* distribution and it is exchangeable. What's more, the above sequence holds for any T-length sequence. Consequently, with probability $1 - \frac{\delta}{2}$, we have

$$\begin{aligned} L_{\text{CAMS}_{VC}} &\leq L_{\min}(\Pi) + \tau + \frac{T}{\tau} \left(2d \ln \frac{eT}{d} + \ln \frac{2}{\delta}\right) + 2c\sqrt{\ln c} \sqrt{\frac{(T-\tau) \left(d \ln \frac{eT}{d}\right)}{\rho_{T-\tau}}} \\ &\leq L_{\min}(\Pi) + \tau + \frac{T}{\tau \rho_T} \left(2d \ln \frac{eT}{d} + \ln \frac{2}{\delta}\right) + 2c\sqrt{\ln c} \sqrt{\frac{T \cdot \left(2d \ln \frac{eT}{d} + \ln \frac{2}{\delta}\right)}{\rho_T}}. \end{aligned}$$

Step 3. Optimizing over τ .

Let $\tau = \sqrt{\frac{T \cdot \left(2d \ln \frac{eT}{d} + \ln \frac{2}{\delta}\right)}{\rho_T}}$. We get

$$\begin{aligned} L_{\text{CAMS}_{VC}} &\leq L_{\min}(\Pi) + \left(2c\sqrt{\ln c} + 2\right) \sqrt{\frac{T \cdot \left(2d \ln \frac{eT}{d} + \ln \frac{2}{\delta}\right)}{\rho_T}} \\ &\stackrel{(a)}{\leq} \tilde{L}_{T,*} + \left(2c\sqrt{\ln c} + 2\right) \sqrt{\frac{T \cdot \left(2d \ln \frac{eT}{d} + \ln \frac{2}{\delta}\right)}{\rho_T}}, \end{aligned}$$

where step (a) is by replacing $L_{\min}(\Pi) = \tilde{L}_{T,*}$.

□

G.2 Query complexity bound

By following the proof of Theorem 5.2 and adapting the regret bound of Theorem G.1, we prove the sub-linear query complexity for the infinite policy class setting as follows.

Theorem G.2. (*Query Complexity, informal*). Assume at least two models disagree at each round in a $|C|$ classification problem and assume for all sets of policies Π with VC dimension d . For $T \geq 0$, the expected query number till round T under VC Dimension setting with probability $1 - \delta$ is at most

$$O \left(\frac{\ln(T)}{c \ln c} \left(\sqrt{\frac{T \cdot (2d \ln \frac{eT}{d} + \ln \frac{2}{\delta})}{\rho_T}} + \tilde{L}_{T,*} \right) \right).$$

Proof. From Lemma E.3, we get the following equation as the cumulative query cost

$$\mathbb{E} \left[\sum_{t=1}^T U_t \right] \leq \mathbb{E} \left[\sum_{t=1}^T \left(\frac{1}{\sqrt{t}} + \frac{\sum_{y \in \mathcal{Y}} \langle \mathbf{w}_t, \boldsymbol{\ell}_t^y \rangle \log_c \frac{1}{\langle \mathbf{w}_t, \boldsymbol{\ell}_t^y \rangle}}{c} \right) \right].$$

Let us assume the expected total loss of best policy is $\tilde{L}_{T,*}$, thus from Theorem G.1, we get

$$\mathbb{E} [R_T] = \mathbb{E} \left[\sum_{t=1}^T r_t \right] \leq (2c\sqrt{\ln c} + 2) \sqrt{\frac{T \cdot (2d \ln \frac{eT}{d} + \ln \frac{2}{\delta})}{\rho_T}} + \tilde{L}_{T,*}.$$

By using Eq. (11), we can get the following query complexity theory.

$$\begin{aligned} \mathbb{E} \left[\sum_{t=1}^T U_t \right] &\leq 2\sqrt{T} + \\ &\frac{\left((2c\sqrt{\ln c} + 2) \sqrt{\frac{T \cdot (2d \ln \frac{eT}{d} + \ln \frac{2}{\delta})}{\rho_T}} + \tilde{L}_{T,*} \right) \left(\log_c \frac{T^2(c-1)}{\left((2c\sqrt{\ln c} + 1) \sqrt{\frac{T \cdot (2d \ln \frac{eT}{d} + \ln \frac{2}{\delta})}{\rho_T}} + \tilde{L}_{T,*} \right)^2} \right)}{c} \\ &\leq 2\sqrt{T} + \frac{\left((2c\sqrt{\ln c} + 2) \sqrt{\frac{T \cdot (2d \ln \frac{eT}{d} + \ln \frac{2}{\delta})}{\rho_T}} + \tilde{L}_{T,*} \right) (\log_c(Tc))}{c}, \end{aligned}$$

since the second term dominates the upper bound, we have

$$O \left(\mathbb{E} \left[\sum_{t=1}^T U_t \right] \right) = O \left(\frac{\left(\sqrt{\frac{T \cdot (2d \ln \frac{eT}{d} + \ln \frac{2}{\delta})}{\rho_T}} + \tilde{L}_{T,*} \right) (\ln(T))}{c \ln c} \right).$$

□