

Approximation algorithms for job scheduling with block-type conflict graphs

Hanna Furmańczyk*, Tytus Pikies†, Inka Sokołowska‡, Krzysztof Turowski‡§

Abstract

The problem of scheduling jobs on parallel machines (identical, uniform, or unrelated), under incompatibility relation modeled as a block graph, under the makespan optimality criterion, is considered in this paper. No two jobs that are in the relation (equivalently in the same block) may be scheduled on the same machine in this model.

The presented model stems from a well-established line of research combining scheduling theory with methods relevant to graph coloring. Recently, cluster graphs and their extensions like block graphs were given additional attention. We complement hardness results provided by other researchers for block graphs by providing approximation algorithms. In particular, we provide a 2-approximation algorithm for $P|G = \text{block graph}|C_{\max}$ and a PTAS for the case when the jobs are unit time in addition. In the case of uniform machines, we analyze two cases. The first one is when the number of blocks is bounded, i.e. $Q|G = k\text{-block graph}|C_{\max}$. For this case, we provide a PTAS, improving upon results presented by D. Page and R. Solis-Oba. The improvement is two-fold: we allow richer graph structure, and we allow the number of machine speeds to be part of the input. Due to strong NP-hardness of $Q|G = 2\text{-clique graph}|C_{\max}$, the result establishes the approximation status of $Q|G = k\text{-block graph}|C_{\max}$. The PTAS might be of independent interest because the problem is tightly related to the NUMERICAL k -DIMENSIONAL MATCHING WITH TARGET SUMS problem. The second case that we analyze is when the number of blocks is arbitrary, but the number of cut-vertices is bounded and jobs are of unit time. In this case, we present an exact algorithm. In addition, we present an FPTAS for graphs with bounded treewidth and a bounded number of unrelated machines.

The paper ends with extensive tests of the selected algorithms.

*Institute of Informatics, Faculty of Mathematics, Physics and Informatics, University of Gdańsk, 80-309 Gdańsk, Poland. e-mail: hanna.furmanczyk@ug.edu.pl

†Department of Algorithms and System Modeling, Gdańsk University of Technology, Poland. e-mail: tytpikie@pg.edu.pl

‡Theoretical Computer Science Department, Jagiellonian University, Poland. email: inka.d.sokolowska@gmail.com; krzysztof.szymon.turowski@gmail.com

§Krzysztof Turowski's research was funded in whole by Polish National Science Center 2020/39/D/ST6/00419 grant. For the purpose of Open Access, the author has applied a CC-BY public copyright license to any Author Accepted Manuscript (AAM) version arising from this submission.

Keywords: block graphs, bounded treewidth graphs, scheduling, identical machines, uniform machines, unrelated machines, incompatibility/conflict graph

The sources of wealth in many current societies are skills and knowledge of the employees. To increase welfare, obstacles blocking utilization of the skills and potential should be removed. Imagine that there is some corporation lacking in the fields of inclusivity and diversity; hence, there is a huge risk that some talents are wasted. To remedy the situation, the corporation decided to hire a consulting firm, at which we work. At our disposal there is a group of inclusivity officers who can be assigned to perform group trainings. The corporation has a hierarchical structure: a person can have some co-workers, subordinates, and a superior. We like to assign the employees to the instructors in a way that no instructor will train persons that are in a direct business relationship. This is due to the fact, that it will be good to avoid mixing the inclusivity problems with business hierarchy – the hierarchy might interfere with learning. Also, providing a more confidential environment is valuable. How to perform the training to minimize the time of solving the inclusivity problems, if:

1. all the officers have equal skills and the persons require a similar amount of training,
2. the employees require a different amount of training,
3. the skills of the officers are diverse, but can be grouped within teams,
4. some employees have special needs and some officers can more efficiently train them?

We consider the problem of makespan minimization for job scheduling on parallel machines with a conflict graph. Formally, an instance of the problem is characterized by n jobs $J = \{J_1, \dots, J_n\}$, a set of m machines $M = \{M_1, \dots, M_m\}$, and a *conflict graph* $G = (J, E)$, also known in the literature as the *incompatibility graph*. The set of vertices of G is exactly the set of jobs, and two vertices are adjacent if and only if the corresponding jobs cannot be processed on the same machine. Due to the diverse machine environment, we define the *processing time* of the job J_j on the machine M_i , $i \in \{1, \dots, m\}$.

- *Identical machines*, denoted by P . Here, the processing time of a job $J_j \in J$ on every machine M_i is identical and equal to $p_j \in \mathbb{N}$.
- *Uniform machines*, denoted by Q . In this variant, M_i runs with speed $s_i \in \mathbb{N}^+$ and each job $J_j \in J$ has a processing requirement, denoted by $p_j \in \mathbb{N}^+$. The processing time of J_j on M_i is equal to p_j/s_i . For brevity, we assume that $s_1 \geq \dots \geq s_m$.
- *Unrelated machines*, denoted by R . Here, the processing time of a job depends on a machine in an arbitrary way. In this variant, there are given mn values $p_{i,j} \in \mathbb{N}^+$, defining the processing time of J_j on M_i .

A schedule is a function $\sigma: J \rightarrow M$ – we assume that the machines start at once and process the jobs, without interruption, in any order. For a given σ , a *processing time* of a machine is the total processing time of jobs assigned to the machine. The makespan of σ , denoted by $C_{\max}(\sigma)$, is the maximum value among all processing times of the machines. For a given

instance of a scheduling problem, the smallest value of the makespan among all schedules is denoted by C_{\max}^{OPT} . For consistency with the scheduling literature, throughout the paper we mostly use p_j , s_i , and $p_{i,j}$. However in places where it is more convenient we also refer to p and s as functions from the sets of tasks, machines, or their Cartesian products, respectively, into the set of natural numbers.

We use the three-field Lawler notation $\alpha|\beta|\gamma$ Lawler et al. (1982) with $\alpha \in \{P, Q, R\}$ describing types of machines, β representing properties of jobs such as their processing times or their conflict graph, and γ denoting the objective, in our case $\gamma = C_{\max}$.

Task scheduling problems can often be expressed in the language of graph coloring. A k -coloring of a graph $G = (V, E)$ is a function $c: V(G) \rightarrow \{1, \dots, k\}$. A *proper* coloring is one where no two adjacent vertices have been assigned the same color. An *equitable* coloring is a proper one such that the cardinalities of any two color classes differ by at most one. There is a natural relation between a schedule in the considered model and a coloring of a conflict graph. In particular, if there exists an equitable m -coloring c , then c determines an optimal schedule for the scheduling problem.

In the paper, we focus on block graphs since this class of graphs best reflects the hierarchical structure in corporations which is of great importance in our application. A graph is a *block graph* (also called *clique tree*) if every maximal 2-connected component is a clique Harary (1963). Any maximal clique is called a *block*. By an abuse of the notation, we use the same term (block) for the set of the vertices inducing a block in a graph. Under such a definition every vertex belongs to at least one block. If a vertex is a member of exactly one block, we call it *simplicial vertex*, otherwise it is a *cut-vertex*. Additionally, by k -block graph we mean a block graph with at most k blocks. Note that if G is k -block graph, then $\text{cut}(G) \leq k - 1$, where $\text{cut}(G)$ denotes the number of cut-vertices in G . Note that there is no converse relation of this sort: for example, stars have exactly one cut-vertex (their root), but they have exactly $n - 1$ blocks. Block graphs have a very handy representation called a *block-cut tree* $T_G = (V_B \cup V_{\text{cut}}, E_G)$ (cf. Figure 1). Here, there are vertices of two types: V_B is a set of vertices representing all blocks in G , and V_{cut} is a set of vertices representing all cut-vertices. An edge $\{u, v\}$ belongs to E_G if and only if $u \in V_B$, $v \in V_{\text{cut}}$ and the cut-vertex represented by v is contained in the block represented by u . For simplicity, if $B \in V_B$ in T_G then we also use B to describe the relevant set of the vertices in G . Similarly, we directly identify vertices in V_{cut} with the respective cut-vertices in G . It is often convenient

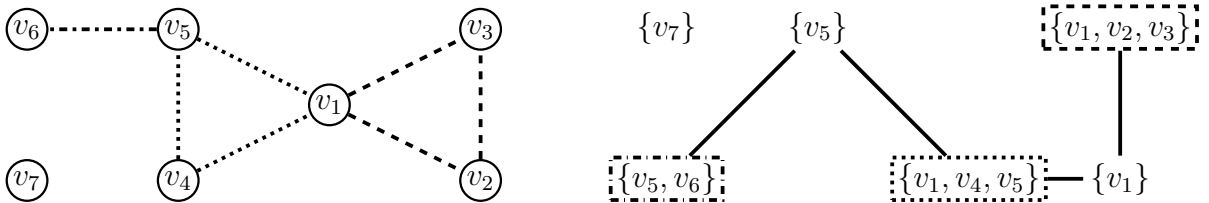


Figure 1: A block graph G (left) and its block-cut forest T_G (right). The respective blocks are marked with the same line type.

to assume that we work on rooted representations of T_G . Note that if block graph G is not

connected, then this representation is a forest, with one tree per every connected component of G . Finally, observe that using a block-cut tree a block graph can be encoded in space $O(n)$. A vertex representing a block corresponds to a list of vertices in the block. The total number of vertices that are not cut-vertex is $O(n)$ and they contain $O(n)$ vertices in total. The total number of cut-vertices is $O(n)$ due to the fact that each is associated with at least one distinct block.

Let us return to the inclusivity problem presented earlier, and observe that it can be well modeled in the presented framework as a scheduling problem on block graphs:

1. a training of the person can be modeled as a job,
2. an instructor can be modeled as a machine,
3. a hierarchy of employees can be modeled as a block graph: a team has usually one leader, but each person in a team can be a leader for another team, lower in the hierarchy, hence a team can be represented as a block,
4. the criterion of solving the problems as soon as possible can be modeled by C_{\max} .

This is only one sample application of scheduling in the presented model. The model with other classes of graphs has many applications like scheduling jobs on a system with unstable power supply Jansen et al. (2021), providing medical services during emergency Pikies et al. (2022), producing software under tight quality requirements Pikies and Furmańczyk (2022). Also, for an earlier review of possible use cases see Kowalczyk and Roel (2017).

1 Previous work and our results

We refer the reader to standard textbooks for other notions of graph theory, scheduling theory, and approximation theory e.g. Brucker (2006); Diestel (2005); Ausiello et al. (1999); Cygan et al. (2015) for an overview of the respective topics. For more information about approximation schemes classes (PTAS, EPTAS, FPTAS) see also Epstein and Sgall (2004); Jansen and Maack (2019); Kones and Levin (2019).

Graham provided one of the first analyses of a scheduling problem, proving that the list scheduling is a constant approximation ratio algorithm for $P||C_{\max}$ Graham (1966). It is well-known that $P2||C_{\max}$ problem is equivalent to the NP-hard PARTITION problem Garey and Johnson (1979). However, it was also proved that $Q||C_{\max}$ (and therefore $P||C_{\max}$ as well) admits a polynomial time approximation scheme (PTAS) Hochbaum and Shmoys (1988) and for $Rm||C_{\max}$ there exists a fully polynomial time approximation scheme (FPTAS) Horowitz and Sahni (1976). Moreover, $Q|p_j = 1|C_{\max}$ can be solved optimally in $O(\min\{n + m \log m, n \log m\})$ time Dessouky et al. (1990). For the most general case, namely $R||C_{\max}$, a $(2 - \frac{1}{m})$ -approximation algorithm was provided in Shchepin and Vakhania (2005). On the other hand, it was proved that there is no polynomial algorithm with an approximation ratio better than $\frac{3}{2}$, unless $P = NP$ Lenstra et al. (1990).

The idea of incompatibility relation and conflict graph as understood in this paper was introduced by Bodlaender and Jansen in Bodlaender and Jansen (1993), and first significantly developed by Bodlaender et al. in Bodlaender et al. (1994). These authors developed a 2-approximation algorithm for $P|G = \textit{bipartite}|C_{\max}$ running in $O(n \log m)$ time, and showed that there cannot exist a polynomial-time approximation algorithm for approximating the optimum makespan with worst-case ratio $2 - \varepsilon$ for any fixed $\varepsilon > 0$ unless $P = NP$, while for the special case of $P|G = \textit{tree}|C_{\max}$ there exists an algorithm in said running time finding a solution with length at most $5/3$ times the length of the optimum makespan. They also showed that PTAS for the problems $P2|G|C_{\max}$ and $Pm|\text{tw}(G) \leq k|C_{\max}$ – and we note that the latter result is especially relevant for this paper since $Pm|G = \textit{block graph}|C_{\max}$ is a subproblem of $Pm|\text{tw}(G) \leq m|C_{\max}$.

Clearly, each forest is also a block graph with every block corresponding to an edge. As Pikies et al. (2022) noted, the problem $P|G, p_j = 1|C_{\max}$ is closely tied to **MUTUAL EXCLUSION SCHEDULING** problem, in which we are looking for a schedule so that no two jobs are connected by an edge in G are executed at the same time. Thus, from a polynomial time optimal algorithm for **MUTUAL EXCLUSION SCHEDULING** problem, presented in Baker and Coffman Jr. (1996), they inferred that $P|G = \textit{forest}, p_j = 1|C_{\max}$ can be solved optimality in polynomial time.

For the above results and throughout this paper there is assumed a customary notion that the number of jobs and machines are encoded in unary form, and that a schedule is a function from tasks to machines. Additionally, our encoding of choice for a block graph as a part of an input instance is a block-cut tree, defined above (see Figure 1). However, let us point out that there exists also another approach to encoding input instance and solution which results in a different boundary between easy and hard problems. In Mallek and Boudhar (2022) the authors assumed that the number of jobs and machines is encoded in binary (and the information about the conflict graph is provided in some concise form), and thus by reduction from **PARTITION** problem they proved that $P2|G = \textit{forest}, p_j = 1|C_{\max}$ is NP-hard, but still if we applied a pseudopolynomial algorithm for **PARTITION** we would get an algorithm with running time $O(nm)$. We also note that the same difference occurred before for $Q|G = \textit{complete 2-partite}, p_j = 1|C_{\max}$ problem: on the one hand in Pikies et al. (2022) it was proved that it admits a $O(mn^3 \log(mn))$ algorithm when number of jobs and machines is encoded in unary form, but on the other hand Mallek et al. (2019) showed that this problem is NP-hard, when n and m are encoded in binary, and the conflict graph is encoded in $O(\text{poly}(\log n))$ bits.

Let us denote by *cliques* a graph consisting of disjoint cliques and by *k-clique graph* a *cliques* with at most k connected components. It is natural to view *block graph* and *k-block graph* as a generalization of *cliques* and *k-clique graph*, respectively. An EPTAS for $P|G = \textit{cliques}|C_{\max}$ was provided by Grage et al. (2019), improving upon the PTAS given by Das and Wiese Das and Wiese (2017). In Page and Solis-Oba (2020) it was proved that $Q|G = \textit{cliques}, p_j = 1, \mathcal{M}_j|C_{\max}$ (where \mathcal{M}_j denotes that we additionally restrict the subset of machines available for each job) can be solved in polynomial time, while $Q|2\text{-clique graph}|C_{\max}$ is strongly NP-hard; the hardness result can be easily extended to any

fixed number of cliques. The case of $R|G = \text{cliques}|C_{\max}$ has also been studied in Das and Wiese (2017). In that paper, it was shown that there is no constant approximation algorithm in the general case and even in some more restricted cases.

Finally, let us turn our attention to the equitable coloring problem. It was proved that this problem is strongly NP-hard for block graphs Gomes et al. (2019), and as a direct consequence the problem $P|G = \text{block graph}, p_j = 1|C_{\max}$ is strongly NP-hard as well.

Against this background, we focus our attention on the conflict graph being a block graph and we consider the problem of task scheduling with such a conflict graph in different variants. As it was mentioned above, already the problem of unit-time task scheduling on identical machines with the conflict block graph is strongly NP-hard, thus we mostly focus on finding good approximation algorithms for hard problems.

The organization of the paper is as follows: we start in Section 2 with scheduling on identical machines. First, we give a 2-approximation algorithm for the general case with $O(n \log m)$ running time. Then, we consider the narrow case $P|G = \text{block graph}, p_j = 1|C_{\max} \leq k$ and develop a polynomial time algorithm for it. These two algorithms, in turn, are important subprocedures in a PTAS for $P|G = \text{block graph}, p_j = 1|C_{\max}$. In Section 3 we turn our attention to the uniform machines. We analyze two cases: when the number of blocks is bounded and when this number is arbitrary, but the number of cut-vertices is bounded and jobs are of unit time. In the former case we provide a PTAS and in the latter one we devise an exact algorithm running in polynomial time. Note that the first mentioned result in a sense is the best possible, due to the strong NP-hardness of the problem Page and Solis-Oba (2020). In Section 4 we consider unrelated machines and we provide an FPTAS for graphs with bounded treewidth and a bounded number of machines, which also captures a class of block graphs with bounded clique number. Finally, in Section 5 we present the results of extensive tests of our algorithms.

Thus, our approximation algorithms and schemes extend the knowledge in the area of job scheduling with conflict graphs. To help a reader, we provide a summary of our results in Table 1, together with previously known results for the relevant classes of conflict graphs.

2 Identical machines

2.1 General case

First, we present a 2-approximation algorithm for $P|G = \text{block graph}|C_{\max}$ problem. In fact, we prove that the following greedy algorithm works: let us perform a pre-order traversal of the block-cut tree T_G . For each vertex representing a block of G in T_G , we sort the machines non-decreasingly according to their current loads, and we assign to them the jobs from the current block, sorted by their non-increasing processing times. Additionally, we skip the machine to which the job represented by the cut-vertex associated with the parent of the current node in T_G is assigned. To achieve better running time in Algorithm 1, instead of sorting the machines at each step we keep a min-heap H of machines ordered by their current loads and update it for every processed block.

Problem		Status		Reference
		Approximation Ratio	Time Complexity	
$P G = \text{forest}, p_j = 1$	$ C_{\max}$	optimal	polynomial	Baker, Coffman Jr. Baker and
$P G = \text{cliques}$	$ C_{\max}$	$1 + \varepsilon$	EPTAS	Grage et al. Grage and
$P G = \text{block graph}, p_j = 1$	$ C_{\max}$	Strongly NP-hard		Gomes et al. Gomes and
		$1 + \varepsilon$	PTAS	Theorem
$P G = \text{block graph}, p_j = 1$	$ C_{\max} \leq k$	optimal	$O(n^2 k^3 m^{7k+8})$	Theorem
$P G = \text{block graph}$	$ C_{\max}$	2	$O(n \log m)$	Theorem
$Pm \text{tw}(G) \leq k$	$ C_{\max}$	$1 + \varepsilon$	FPTAS	Bodlaender et al. Bodlaender and
$Q G = \text{block graph}, \text{cut}(G) \leq k, p_j = 1$	$ C_{\max}$	optimal	$O(m^{k+2} n^2 \log(mn))$	Theorem
$Q G = 2\text{-clique graph}$	$ C_{\max}$	Strongly NP-hard		Page, Solis-Oba Page and
$Q G = k\text{-block graph}$	$ C_{\max}$	$1 + \varepsilon$	PTAS	Theorem
$R G = \text{cliques}$	$ C_{\max}$	no constant approximation algorithm		Das, Wiese Das and
$Rm \text{tw}(G) \leq k$	$ C_{\max}$	$1 + \varepsilon$	FPTAS	Theorem

Table 1: Summary of results relevant for scheduling with block conflict graphs. The results proved in this paper are highlighted in bold.

Let $C_j(M_i)$ be the load of M_i after processing j -th block in the sequence V_B^O , i.e. in an ordering of V_B given by the pre-order traversal of all components of T_G . Let also $C_j = \frac{1}{m} \sum_i C_j(M_i)$. To arrive at the approximation ratio we need the following lemma.

Lemma 2.1. *For any $i \in \{1, \dots, m\}$ and for any $j \in \{0, \dots, k\}$, the strategy preserves the invariant $C_j(M_i) \leq C_j + \max\{C_j, p_{\max}\}$.*

Proof. We proceed by induction on j . Clearly, for $j = 0$, the claim holds trivially, since $C_0(M_i) = 0$ for every machine M_i .

Let us assume that it holds for all $j' = 0, \dots, j-1$. Without loss of generality let us assume that the machines were numbered before processing j -th block according to the non-decreasing sum of loads (with ties broken arbitrarily). In particular, we assume that $C_{j-1}(M_i)$ was the i -th smallest number in the multiset $\{C_{j-1}(M_l)\}_{l=1}^m$. We only need to prove the induction step for the single i such that $C_j(M_i)$ is the largest among all $i \in \{1, 2, \dots, m\}$ – as all the other machines have loads $C_j(M_l) \leq C_j(M_i)$.

Clearly if we do not assign any job from j -th block to M_i , then $C_j(M_i) = C_{j-1}(M_i)$, $C_j \geq C_{j-1}$, and the invariant holds since

$$C_j(M_i) - C_j \leq C_{j-1}(M_i) - C_{j-1} \leq \max\{C_{j-1}, p_{\max}\} \leq \max\{C_j, p_{\max}\}.$$

Consider now a job from j -th block with processing time p at the moment when we assign it to M_i . Clearly, $C_j(M_i) = C_{j-1}(M_i) + p$.

Moreover, by the ordering of machines we have $C_{j-1}(M_l) \geq C_{j-1}(M_i)$ for all $l \in \{i, \dots, m\}$. Thus,

$$C_{j-1}(M_i) \leq \frac{m}{m-i+1} C_{j-1}.$$

Algorithm 1 A greedy algorithm for $P|G = \text{block graph}|C_{\max}$

Input: A set of jobs J , a set of machines M , a block graph G , a function $p: J \rightarrow \mathbb{N}$.

Find the block-cut forest $T_G = (V_B \cup V_{\text{cut}}, E_G)$ of G .

Initialize a min-heap H with $(M_i, 0)$ for all $M_i \in M$. {All machines are initially empty.}

$V_B^O \leftarrow$ an ordering of V_B given by the pre-order traversal of all components of T_G

for all $B \in V_B^O$ **do**

Sort jobs $J_j \in B$ in G by their p_j non-increasingly as L_J

Retrieve $|B|$ machines with the smallest current loads from H as L_M

if B has a parent u in T_G already scheduled to machine M' **then**

if $M' \in L_M$ **then**

 Remove M' from L_M and add it with its unmodified load to H

else

 Remove the last machine from L_M and add it with its unmodified load to H

 Remove u from L_J

for $i = 1, 2, \dots, |L_M|$ **do**

 Assign i -th job from L_J to i -th machine from L_M (updating its load)

 Add the i -th machine from L_M with its current load to H

On the other hand, clearly $C_j \geq C_{j-1} + (i-1)p/m$, since if we assigned another job to M_i , it has to be the case that all machines in set $\{M_1, \dots, M_i\}$ but at most one (removed from L_M) got assigned new jobs with processing times at least p . Thus,

$$\begin{aligned} C_j(M_i) &= C_{j-1}(M_i) + p \leq \frac{m}{m-i+1} C_{j-1} + p \leq \frac{m}{m-i+1} \left(C_j - \frac{(i-1)p}{m} \right) + p \leq \frac{m}{m-i+1} C_j + \left(1 - \frac{1}{m} \right) p \\ &\leq C_j + \frac{i-1}{m-i+1} C_j + \left(1 - \frac{i-1}{m-i+1} \right) p_{\max} \leq C_j + \max\{C_j, p_{\max}\}. \end{aligned}$$

□

Theorem 2.2. *There exists a 2-approximation algorithm for $P|G = \text{block graph}|C_{\max}$.*

Proof. The claim follows from the lemma above since for a block graph with k blocks it holds both that $C_k \leq C_{\max}^{\text{OPT}}$ and $p_{\max} \leq C_{\max}^{\text{OPT}}$ – and for the constructed schedule S , $C_{\max}(S) = \max_i C_k(M_i)$. □

The hard example which achieves the approximation ratio equal to $2 - \frac{1}{m}$ is as follows: let us have a conflict graph with m cliques with $m-1$ jobs with processing times equal to $\frac{p}{m}$ each, and one clique with one job with processing time p . Clearly, in the optimum solution we assign the first cliques to $m-1$ machines and the last one to the last machine, thus $C_{\max}^{\text{OPT}} = p$.

On the other hand, if we process the blocks in this order, then Algorithm 1 after processing the first m cliques assigns to each machine an equal load of $p(1 - \frac{1}{m})$. Thus, regardless of where the last job is assigned, the total makespan is equal to $p(2 - \frac{1}{m})$.

Observe that the algorithm can be implemented in $O(n \log m)$ time. At each $B \in V_B$ with $|B|$ jobs we sort them in $O(|B| \log |B|)$ time. Then, we retrieve the first $|B|$ machines from the heap (with checking and omitting the one associated with a job represented by cut-vertex above) in $O(|B| \log m)$ time. Finally, we assign the jobs to the machines in the proper order and re-add the machines with updated loads to the heap in $O(|B| \log m)$ time. Since $\forall_{B \in V_B} |B| \leq m$ and $\sum_{B \in V_B} |B| = n$, the total running time follows directly.

2.2 Unit time jobs, bounded makespan

Let us first consider a version of the problem with a restricted makespan, i.e. $P|G = \text{block graph}, p_j = 1|C_{\max} \leq k$. Note that it is equivalent to deciding whether there exists a coloring of G where there are at most k vertices in any color. This problem may look very narrow, but it is an essential stepping stone toward considerations of the general problem for unit-time jobs. In fact, we solve it by determining all feasible distinct colorings, that is, the colorings with different multisets of cardinalities of color classes.

First, let us introduce some auxiliary notions. For a given block graph $G = (J, E)$, we use the notion of block-cut tree T_G to define the so-called *sets of descendants* in the following way:

- $u \in J$ is a *descendant* of a given cut-vertex $v \in V(T_G)$ if there exists a block $B \in V_B$ such that $u \in B$ and B is in the subtree of T_G rooted in v ,
- $u \in J$ is a *descendant* of a given subset $U \subseteq B \setminus \{v\}$ for a block $B \in V_B$ and its parent cut-vertex $v \in B$ if either $u \in U$ or u is a *descendant* of some cut-vertex $u' \in U$.

We denote the sets of all descendants of v and U as $D(v)$ and $D(U)$, respectively. Observe that $v \in D(v)$ for any $v \in V_{cut}$.

Additionally, we can assume that the block-cut tree T_G is a *plane tree*, i.e. there is an order of children for its every vertex. We call $u \in J$ a *d-th descendant* of a given $v \in V_{cut}$ and $d \in \mathbb{N}^+$ if there exists a block $B \in V_B$ such that $u \in B$ and B is in the subtree of T_G rooted in d -th child block of v . We define $D_d(v)$ to be the set of d -th descendants of v . Similar as before, it is the case that $v \in D_d(v)$.

As we stated above, ultimately we want to find all feasible distinct colorings for $G = G[D(r)]$. In order to achieve this, we will also compute all feasible distinct colorings for:

- $G[D(v)]$ for all $v \in V_{cut}$,
- $G[D_d(v)]$ for all $v \in V_{cut}$ and all possible $d \in \mathbb{N}^+$,
- $G[D(B \setminus \{v\})]$ for all blocks $B \in V_B$ and their parent vertices $v \in V_{cut}$ in T_G .

Our main algorithm (see Algorithm 5) does a post-order traversal of T_G and eventually it constructs sets of all feasible colorings for $G[D(v)]$, $G[D_d(v)]$, and $G[D(B \setminus \{v\})]$ in a recursive fashion.

The crucial idea in the algorithm is a compact way of representing colorings for subgraphs of G mentioned above and identification (i.e. treatment as being the same) of some colorings.

Note that we can only keep the set of cardinalities of all color classes that are assigned to a given object (be it a cut-vertex or a subset of vertices in a block) and that are assigned to the further descendants. In addition, we have to keep track of the cardinalities of the color classes which are in use by vertices from the currently processed object. Formally, we can define a *pattern* for a coloring c as a pair of vectors (a, b) with $a, b \in \{0, \dots, m\}^{k+1}$ such that if c is a coloring of $G[D(U)]$ (respectively, $G[D(v)]$ or $G[D_d(v)]$), then a_i denotes the number of colors of cardinality i which are used by vertices in U (respectively, by a cut-vertex v) and b_i denotes the number of all other colors of cardinality i in c (i.e. the ones used only in a set of descendants of U). Of course, in the case $G[D(v)]$ or $G[D_d(v)]$ there is only a single color assigned to v – but for consistency of the notation we do not differentiate this case.

We denote by $P(U)$ (respectively, $P(v)$ and $P_d(v)$) the set of all different patterns for $G[D(U)]$ (respectively, $G[D(v)]$ or $G[D_d(v)]$). Such set contains all distinct colorings of $G[D(U)]$ (respectively, $G[D(v)]$ or $G[D_d(v)]$). Observe that there are $O(m^{2k+2})$ different patterns for any subset U of any block and at most $O(km^{k+1})$ patterns for any $v \in V_{cut}$ since its a has to contain a single one at the position l and exactly k zeroes (denoted by $\mathbf{1}^l$).

We can also talk of a pattern for simplicial vertices in an analogous manner. There would be only a single one for each such vertex, described by $a = \mathbf{1}^1$ (i.e. exactly one color of cardinality 1 used for this vertex) and $b = (m-1) \cdot \mathbf{1}^0$ (i.e. $m-1$ colors of cardinality 0, as they are not used anywhere).

In essence, our algorithm consists of three procedures that run recursively.

- The first procedure (Algorithm 2) is run for each cut-vertex $v \in V(T_G)$ to merge all the patterns of all its descendant blocks. At step d -th the set $P_d(v)$ is merged with the set of all patterns for previous descendants $MP(v, d-1)$ ($MP(v, 0) = (\mathbf{1}^0, (m-1)\mathbf{1}^0)$). After considering all descendants the set $P(v)$ is finally produced.
- The second procedure (Algorithm 3) is run for a block vertex $B \in V(T_G)$ (with its implicit parent cut-vertex v in T_G). At each call it merges $P(u)$ for a next child cut-vertex $u \in T_G$ (or a single pattern for a simplicial vertex) into a set of all patterns for $P(B \setminus \{v\})$.
- The third procedure (Algorithm 4) is run for a cut-vertex $v \in V(T_G)$ and its d -th child block $B \in V(T_G)$ to obtain $P_d(v)$ from $P(B \setminus \{v\})$.

We present them all in detail below. For brevity, we will use in pseudocodes zero vector ($\mathbf{0}$), unit vectors ($\mathbf{1}^l$ for some $l = 0, \dots, k$), and vector operations such as addition, subtraction or scalar multiplication.

Moreover, it is tacitly assumed that with each pattern we always store a sample coloring respective to this pattern, i.e. a precise assignment from vertices to colors.

2.2.1 Merging the patterns of children of a given cut-vertex

First, we present a lemma about combining colorings of consecutive children of a cut-vertex v , to form colorings of all descendants of v . Keep in mind that, for any i -th descendants

Algorithm 2 An algorithm for merging a set of already merged patterns $P_i(v)$ for $i = 1, 2, \dots, d-1$ and a set of patterns $P_d(v)$.

Input: A set $MP(v, d-1)$ of merged patterns $P_i(v)$ for $i = 1, 2, \dots, d-1$ and a set of patterns $P_d(v)$

Output: A set $MP(v, d)$ of merged patterns $P_i(v)$ for $i = 1, 2, \dots, d$

```

1: if  $d = 1$  then return  $P_d(v)$ 
2:  $MP(v, d) \leftarrow \emptyset$ 
3: for all  $(col\_v, col\_desc\_v) \in MP(v, d-1)$  do
4:   for all  $(col\_v', col\_desc\_v') \in P_d(v)$  do
5:      $card\_v, card\_v' \leftarrow$  the only non-zero coordinates of  $col\_v$  and  $col\_v'$ , respectively

6:     if  $card\_v + card\_v' - 1 > k$  then continue
7:     for all  $col\_target\_desc\_v \in \{0, \dots, m\}^{k+1}$  do
8:       if  $\sum_i col\_target\_desc\_v(i) \neq m-1$  then continue
9:        $j \rightarrow 0$ 
10:      for  $i = 0, \dots, k+1$  do
11:         $card\_target\_desc\_v(j), \dots, card\_target\_desc\_v(j) \quad +$ 
12:         $col\_target\_desc\_v(i)) \leftarrow i$ 
13:         $j \leftarrow j + col\_target\_desc\_v(i)$ 
14:         $\{card\_target\_desc\_v$  is a sequence of  $m-1$  color cardinalities consistent with
15:         $col\_target\_desc\_v\}$ 
16:         $RemainingColorSets(0) \leftarrow \{col\_desc\_v\}, RemainingColorSets'(0) \leftarrow$ 
17:         $\{col\_desc\_v'\}$ 
18:         $\{\text{initially only the unique colors from } col\_v \text{ and } col\_v' \text{ are identified}\}$ 
19:        for  $i = 1, \dots, m-1$  do
20:           $RemainingColorSets(i) \leftarrow \emptyset, RemainingColorSets'(i) \leftarrow \emptyset$ 
21:          for all  $(coloring, coloring') \in RemainingColorSets(i-1) \times$ 
22:           $RemainingColorSets'(i-1)$  do
23:            for  $j = 1, \dots, k - card\_target\_desc\_v(i)$  do
24:              if  $coloring(j) > 0$  and  $coloring'(card\_target\_desc\_v(i) - j) > 0$  then
25:                Add  $coloring - \mathbf{1}^j$  to  $RemainingColorSets(i)$ 
26:                Add  $coloring' - \mathbf{1}^{card\_target\_desc\_v(i)-j}$  to  $RemainingColorSets'(i)$ 
27:              if  $\mathbf{0} \in RemainingColorSets(m-1)$  and  $\mathbf{0} \in RemainingColorSets'(m-1)$  then
28:                Add  $(\mathbf{1}^{card\_v+card\_v'-1}, col\_target\_desc\_v)$  to  $MP(v, d)$ 
29: return  $MP(v, d)$ 

```

of given a cut-vertex pattern $P_i(a, b)$ is still such that $a = \mathbf{1}^i$, simply only one color is needed for a cut-vertex.

For $v \in V_{cut}$ and first d -th descendants, let the set of all distinct patterns be denoted by $MP(v, d - 1)$.

Lemma 2.3. *For any $v \in V_{cut}$ and $d \in N_+$, given $MP(v, d - 1)$ and $P_d(v)$ Algorithm 2 calculates $MP(v, d)$.*

Proof. In the algorithm we determine if using some pattern (a, b) from a set of the patterns for first $d - 1$ children $MP(v, d - 1)$ and some pattern $(a', b') \in P_d(v)$, a given pattern (a^*, b^*) exists in $MP(v, d)$. First, it has to hold that v has to be colored with a unique color given by a and a' . We have to add the respective cardinalities and subtract one – because this vertex is common in both colors, thus a^* is determined uniquely.

Other color classes can be composed by merging pairs of colors. For simplicity, we check exhaustively the cardinalities of target color classes and we check if a sequence of such cardinalities can be achieved. We may do this in a dynamic programming fashion, one color at a time. For $i \in 0, \dots, m - 1$, the sets $RemainingColorSets(i)$ and $RemainingColorSets'(i)$ represents colors still to be merged after using some colors to construct colors of cardinalities s_1, \dots, s_i . For each tuple representing colors to be merged, we can choose in up to k ways colors that can be combined to obtain a merged color of the desired size. Clearly, it is sufficient for correctness (and necessary for time bounds) that each set $MP(v, d)$ preserves only unique patterns. \square

Corollary 2.4. *By applying Algorithm 2 in a loop to a sequence of children of $v \in V_{cut}$ in T_G in any order, we can obtain a set of all patterns for a graph induced by $G[D(v)]$, that is, $P(v)$.*

Lemma 2.5. *Algorithm 2 runs in $O(nk^3m^{5k+6})$ time.*

Proof. We proceed by estimating the number of iterations in each **for** loop:

- the first loop runs for $O(km^{k+1})$ iterations since $|MP(v, d)| = O(km^{k+1})$ for any $v \in V_{cut}$ and d by the fact that it consists patterns from the set $\{\mathbf{1}^l : l = 0, \dots, k\} \times \{0, \dots, m\}^{k+1}$,
- the second loop runs for $O(km^{k+1})$ iterations since $|P_d(v)| = O(km^{k+1})$ by the same argument as above,
- the third and fourth loop run for $O(m^{k+1})$ and $O(m)$ iterations, respectively,
- the fifth loop runs for $O(m^{2k+2})$ iterations, since $|RemainingColorSets(i)| = O(m^{k+1})$, $|RemainingColorSets'(i)| = O(m^{k+1})$ due to the fact that they are always subsets of the set $\{0, \dots, m\}^{k+1}$,
- the sixth loop obviously runs for $O(k)$ iterations.

Thus, all loops in total amount to $O(k^3 m^{5k+6})$ iterations.

The elementary operation consists of a construction of a new vector from the set $\{0, \dots, m\}^{k+1}$ (which requires $O(k)$ time), and an implicit construction of a respective coloring (which requires $O(m+n)$ time). Therefore, by the natural assumption that $k, m \leq n$ we arrive at the desired complexity, which concludes the proof. \square

2.2.2 Merging the colorings of children for a given block

Now we present a lemma about combining sets of patterns for cut-vertices and simplicial vertices for a given block B .

Lemma 2.6. *For any $B \in V_B$, its parent cut-vertex $v \in V_{cut}$ in T_G , and any $U \subseteq B \setminus \{v\}$ and $u \in B \setminus (U \cup \{v\})$ with their given sets of patterns $P(U)$ and $P(u)$ Algorithm 3 computes $P(U \cup \{u\})$.*

Proof. First, we have to merge the color assigned to u with some other color. Of course, it cannot be used to any other vertex in B , hence we can merge only with the colors that are not assigned to vertices from U . The third **for** loop proceeds over all such possibilities.

Second, we have to merge other colors assigned to $D(u)$ with the ones assigned to $D(U)$. Observe that it can be done in any way – either with colors assigned to the vertices in B or with other colors. To find all distinct ways of merging the colors we use a dynamic programming approach over a sequence of cardinalities of colors used to color $D(u)$. The next loop does so: at each step of merging a single color we preserve the sets of colors that are yet to be merged and that were already merged. The state of the dynamic program is denoted by $(col_U', col_desc_U', col_Uu, col_desc_Uu)$. The first two elements of the tuple represent the colors (i.e. their cardinalities for $D(U)$) that are not yet merged. The last two elements of the tuple represent the colors that are already merged.

For any given color used in $D(u)$ we can merge it with $O(k)$ colors with different cardinalities used to color $D(U)$. And for each fixed cardinality we have two possibilities: either we can merge with it a color assigned to some vertex of U or not – the **ifs** are taking care of both cases.

Finally, if in $MergingColorSets(m-1)$ there is some tuple, then it means that the corresponding pattern can be obtained. Observe that for $i \in \{0, \dots, m-1\}$ the set $MergingColorSets(i)$ contain all obtainable patterns after merging i colors from $P(u)$. Finally, the returned set represents all patterns for all possible colorings of $G[D(U \cup \{u\})]$, thus it is exactly $P(U \cup \{u\})$. \square

Corollary 2.7. *For any block $B \in V_B$ with its parent cut-vertex $v \in V_{cut}$ in T_G , a set of all patterns $P(B \setminus \{v\})$ can be obtained by calling Algorithm 3 for the consecutive vertices of $B \setminus \{v\}$.*

Lemma 2.8. *Algorithm 3 runs in $O(nk^3 m^{7k+8})$ time.*

Proof. Again we proceed by bounding the number of iterations in each **for** loop:

Algorithm 3 For a given block B together with its parent cut-vertex v , the procedure merges sets of patterns $U \subseteq B \setminus \{v\}$, and sets of patterns of another vertex from $B \setminus (U \cup \{v\})$.

Input: A block $B \in V_B$, its parent cut-vertex $v \in V_{cut}$ in T_G . Sets of all patterns $P(U)$ and $P(u)$ for some $U \subseteq B \setminus \{v\}$ and a vertex $u \in B \setminus (U \cup \{v\})$

Output: A set of all patterns $P(U \cup \{u\})$

```

1: if  $U = \emptyset$  then return  $P(u)$                                 {Only for conformity with Algorithm 5}
2:  $P(U \cup \{u\}) \leftarrow \emptyset$ 
3: for all  $(col\_U, col\_desc\_U) \in P(U)$  do
4:   for all  $(col\_u, col\_desc\_u) \in P(u)$  do
5:      $card\_u \leftarrow$  the only non-zero coordinate in  $col\_u$ 
6:     for  $i = 0, \dots, k - card\_u$  do
7:       if  $col\_desc\_U(i) > 0$  then
8:          $MergingColorSets(0) \leftarrow \{(col\_U, col\_desc\_U - \mathbf{1}^i, \mathbf{1}^{card\_u+i}, \mathbf{0})\}$ 
           {initially only the unique color from  $col\_u$  is identified with some color
           outside of  $col\_U$ }
9:          $j \rightarrow 0$ 
10:        for  $i = 0, \dots, k + 1$  do
11:           $card\_desc\_u(j), \dots, card\_desc\_u(j + col\_desc\_u(i)) \leftarrow i$ 
12:           $j \leftarrow j + col\_desc\_u(i)$ 
           { $card\_desc\_u$  is a sequence of  $m - 1$  color cardinalities consistent with
            $col\_desc\_u$ }
13:        for  $j = 1, \dots, m - 1$  do
14:           $MergingColorSets(j) \leftarrow \emptyset$ 
15:          for all  $(col\_U', col\_desc\_U', col\_Uu, col\_desc\_Uu) \in$ 
            $MergingColorSets(j - 1)$  do
16:            for  $l = 0, \dots, k - card\_desc\_u(j)$  do
17:              if  $col\_U'(l) > 0$  then
18:                Add  $(col\_U' - \mathbf{1}^l, col\_desc\_U', col\_Uu +$ 
                   $\mathbf{1}^{l+card\_desc\_u(j)}, col\_desc\_Uu)$  to  $MergingColorSets(j)$ 
                  {Merge  $j$ -th color from  $col\_desc\_u$  with some color used for  $U$ }
19:              if  $col\_desc\_U'(l) > 0$  then
20:                Add  $(col\_U', col\_desc\_U' - \mathbf{1}^l, col\_Uu, col\_desc\_Uu +$ 
                   $\mathbf{1}^{l+card\_desc\_u(j)})$  to  $MergingColorSets(j)$ 
                  {Merge  $j$ -th color from  $col\_desc\_u$  with some color not used for  $U$ }
21:            for all  $(\mathbf{0}, \mathbf{0}, col\_Uu, col\_desc\_Uu) \in MergingColorSets(m - 1)$  do
22:              Add  $(col\_Uu, col\_desc\_Uu)$  to  $P(U \cup \{u\})$ 
23: return  $P(U \cup \{u\})$ 

```

- the first loop runs for $O(m^{2k+2})$ iterations since $|P(U)| = O(m^{2k+2})$ for any U by the fact that $P(U) \subseteq \{0, \dots, m\}^{k+1} \times \{0, \dots, m\}^{k+1}$,
- the second loop runs for $O(km^{k+1})$ iterations since $|P(u)| = O(km^{k+1})$ since $P(u) \subseteq \{\mathbf{1}^l : l = 0, \dots, k\} \times \{0, \dots, m\}^{k+1}$,
- the third and fourth loop run for $O(k)$ and $O(m)$ iterations, respectively,
- the fifth loop runs for $O(m^{4k+4})$ iterations, since every element is a quadruple of vectors from $\{0, \dots, m\}^{k+1}$,
- the sixth loop obviously runs for $O(k)$ iterations.

Note that the running time of the last loop is dominated by the running times of the fourth, fifth, and sixth loops, so we do not need to consider it separately.

The total number of iterations is bounded by $O(k^3 m^{7k+8})$. Taking into account the time necessary for an elementary operation (which, as for the previous algorithm, can be bounded by $O(n)$) results in the total complexity $O(nk^3 m^{7k+8})$. \square

2.2.3 Converting the patterns of a given block to the patterns of all descendants of given parent cut-vertex

Algorithm 4 Compute $P_d(v)$ from $P(B \setminus \{v\})$ for the respective d -th child block B of v in T_G .

Input: A cut-vertex $v \in V(T_G)$, $d \in \mathbb{N}^+$, and $P(B \setminus \{v\})$ for a d -th child block B of v in T_G .

- 1: $P_d(v) \leftarrow \emptyset$
 - 2: **for all** $(col_block, col_desc_block) \in P(B \setminus \{v\})$ **do**
 - 3: **for** $l = 0, \dots, k-1$ **do**
 - 4: **if** $col_desc_block(l) > 0$ **then**
 - 5: Add $(\mathbf{1}^{l+1}, col_block + col_desc_block - \mathbf{1}^l)$ to $P_d(v)$
 - 6: **return** $P_d(v)$
-

Lemma 2.9. *Given $v \in V(T_G)$, $d \in \mathbb{N}^+$, and a set of patterns $P(B \setminus \{v\})$ for a d -th child block B of v in T_G Algorithm 4 computes the set $P_d(v)$.*

Proof. The algorithm chooses one of the colors that are not assigned to $B \setminus \{v\}$ and assigns it to v . Other colors, both assigned to $B \setminus \{v\}$ and not, can be lumped together (without merging) into one set for colors used only in descendants of v . We can do so, because by construction we ensured that they cannot interfere with the colorings of other blocks. \square

Lemma 2.10. *Algorithm 4 runs in time $O(nkm^{2k+2})$.*

Proof. The proof follows directly from the fact that $P(B \setminus \{v\})$ contains patterns (i.e. pairs of vectors from $\{0, \dots, m\}^{k+1}$) and therefore $|P(B \setminus \{v\})| = O(m^{2k+2})$. \square

2.2.4 Computing the total running time

Finally, we outline a recursive algorithm for constructing all feasible patterns $P(v)$ for a given cut-vertex that gathers all the subroutines listed above.

Algorithm 5 The main recursive function

Input: $v \in V_{cut}$

Output: The set of patterns representing all distinct colorings $P(v)$

```

1: Let  $ColoringsAfterVisitingBlocks(v) \leftarrow (\mathbf{1}^1, (m-1) \cdot \mathbf{1}^0)$  {Initially only  $v$  is colored}
2:  $d_{max} \leftarrow$  number of children of  $v$  in  $T_G$ 
3: for  $d = 1, 2, \dots, d_{max}$  do
4:    $B \leftarrow d$ -th child block of  $v$  in  $T_G$ 
5:    $U \leftarrow \emptyset$ 
6:    $ColoringsOfSubblock(U) \leftarrow (\mathbf{0}, m \cdot \mathbf{1}^0)$     { $P(\emptyset)$  slightly abuses notation, but allows
   for a cleaner loop}
7:   for all  $v' \in B \setminus \{v\}$  do
8:     if  $v' \in V_{cut}$  then
9:        $ColoringsRootedIn(v') \leftarrow$  Algorithm 5 ( $v'$ )
10:    else
11:       $ColoringsRootedIn(v') \leftarrow (\mathbf{1}^1, (m-1) \cdot \mathbf{1}^0)$     { $v'$  is a simplicial vertex}
12:       $ColoringsOfSubblock(U \cup \{v'\}) \leftarrow$  Algorithm 3
        ( $ColoringsOfSubblock(U), ColoringsRootedIn(v')$ )
13:       $U \leftarrow U \cup \{v'\}$ 
14:       $ColoringsOfChild(d) \leftarrow$  Algorithm 4 ( $v, d, ColoringsOfSubBlock(B \setminus \{v\})$ )
15:       $ColoringsAfterVisitingBlocks(v) \leftarrow$  Algorithm 2
        ( $ColoringsAfterVisitingBlocks(v), ColoringsOfChild(d)$ )
16: return  $ColoringsAfterVisitingBlocks(v)$ 

```

Theorem 2.11. *Algorithm 5 returns a set of all patterns $P(v)$ for any $v \in V_{cut}$.*

Proof. By Theorem 2.6 and Theorem 2.7, the innermost **for** loop computes for every child block $B_i \in V_B$ of v in T_G a set $P(B_i \setminus \{v\})$. By Theorem 2.9, in line 13 of Algorithm 5 we build from them the set $P_d(v)$. By Theorem 2.3 we merge it (together with patterns for the previous block) into $MP(v, d)$ for $d = 1, 2, \dots$ in the consecutive iterations. Observe, that Algorithm 4 colors v . Finally, Theorem 2.4 proves that $MP(v, d_{max}) = P(v)$, which finishes the proof. This is by the assumption that initially v is colored with one color with cardinality 1 and by an observation that Algorithm 2 takes into account that v is already colored. \square

Theorem 2.12. *Applying Algorithm 5 for a root r of T_G solves the problem $P|G = \text{block graph}, p_j = 1|C_{max} \leq k$ in $O(n^2 k^3 m^{7k+8})$ time.*

Proof. From Theorem 2.11 it follows directly that for a root r of T_G Algorithm 5 finds $P(r)$, the set of all patterns for a block graph G such that where cardinalities of color classes are

bounded by a constant k . Thus, any element in the set $P(r)$ implies a positive answer to the problem $P|G = \text{block graph}, p_j = 1|C_{\max} \leq k$ as it can be translated to an appropriate schedule. And when the set is empty it follows that no such schedule exists.

Let us calculate the total running time. Observe that Algorithms 2 to 5 will be called $O(n)$ times in total.

- Algorithm 2 is called exactly once for each block and its d -th child (so at most once per each edge of T_G),
- Algorithm 3 is called at most once for each $u \in V(G)$,
- Algorithm 4 is called once for each block,
- Algorithm 5 is called once for each vertex from V_{cut}

Note that each call of Algorithm 5 runs in $O(n)$ time in total if we discard calls to all other functions (including recursion).

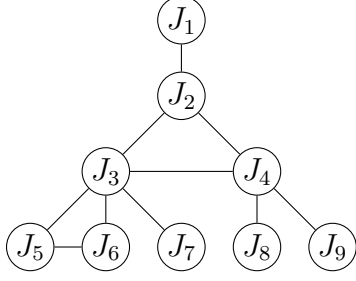
Thus, the total time complexity adds to $O(n^2 k^3 m^{5k+6} + n^2 k^3 m^{7k+8} + n^2 k m^{2k+2} + n^2) = O(n^2 k^3 m^{7k+8})$. \square

Note that if G is not connected, instead of constructing an additional algorithm for merging patterns for connected components, we can simply add a dummy cut-vertex r which connects the graph (and which is a root of T_G), and additional color. This way, we have to check in the final $P(r)$, whether there exists a coloring of the block graph rooted in r with pattern (a, b) , where $a = \mathbf{1}^1$ which means that the dummy vertex has a unique color.

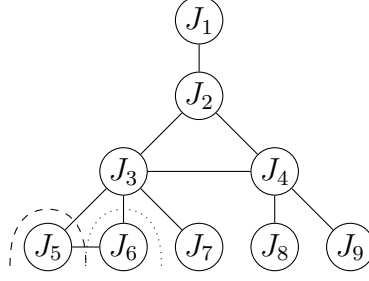
2.2.5 An example

To give an intuitive overlook of the algorithm, let us consider the following example: a set of $m = 3$ identical machines, and block graph as depicted in Figure 2a, and limit on $C_{\max} = 3$. Note that it implies that all vectors used in the patterns in the algorithms given above are of length 4. Consider Algorithm 5 applied to the graph presented in Figure 2a. In the consecutive pictures the dashed line illustrates how the knowledge about the possible colorings of subblock graphs is constructed. Of course, the algorithm is recursive, hence the procedures are called in a top-bottom manner. However, also of course, the knowledge is built in bottom-top manner.

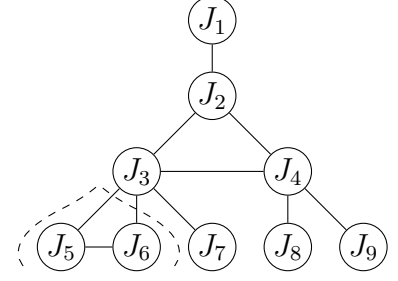
- Without loss of generality we can assume that the first non-recursive application of the algorithms will be for block $B_1 = \{J_3, J_5, J_6\}$, and from this block we build the knowledge about the possible colorings of the graph. The *sets* of the colorings are represented in Fig. 2b. Due to the fact that both J_5 and J_6 are simplicial each of them will be represented by a tuple $\{(0, 1, 0, 0; 0, 0, 0, 0)\}$ (obtained by lines 6–12 of Algorithm 5).



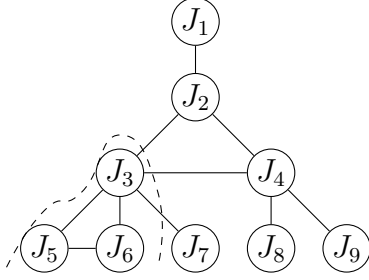
(a) An example block graph G with T_G rooted in J_1



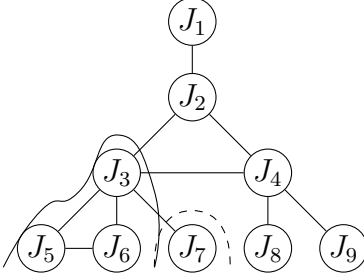
(b) Sets $P(J_5)$ (dashed) and $P(J_6)$ (dotted).



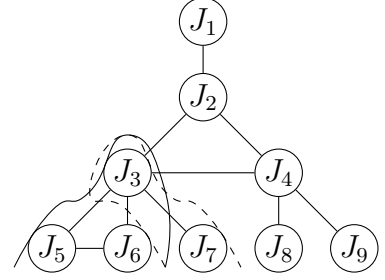
(c) The set $P(\{J_5, J_6\})$ (dashed) obtained by Algorithm 3 from $P(J_5)$ and $P(J_6)$.



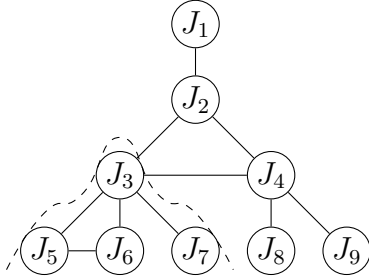
(d) The set $P_1(J_3)$ (dashed) obtained by using Algorithm 4 from $P(\{J_5, J_6\})$.



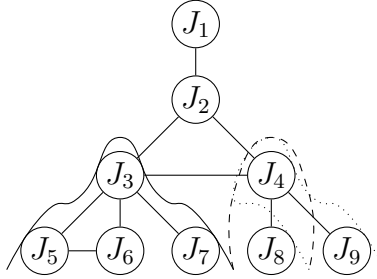
(e) The set $P(J_7)$ (dashed) is constructed.



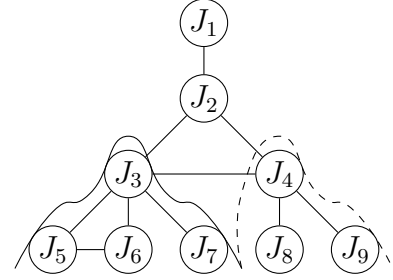
(f) And transformed into $P_2(J_3)$ (dashed) by Algorithm 3.



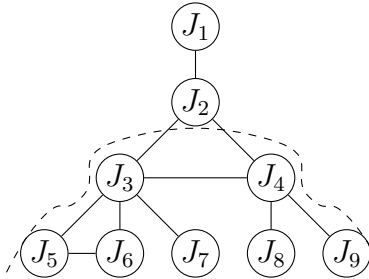
(g) Algorithm 2 merges $P_1(J_3)$ with $P_2(J_3)$ into $P(J_3)$ (dashed).



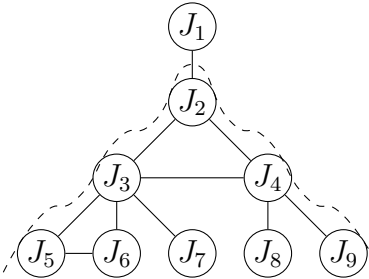
(h) In similar fashion (by first calculating $P(J_8)$ and calling Algorithm 4) we obtain $P_1(J_4)$ (dashed) and $P_2(J_4)$ (dotted).



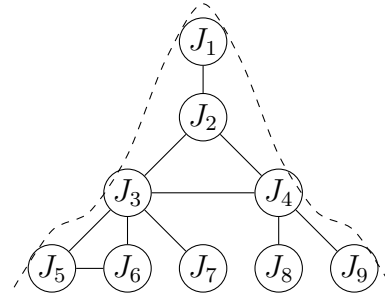
(i) We call Algorithm 2 to obtain $P(J_4)$ (dashed).



(j) On the obtained colorings, i.e. $P(J_3)$ and $P(J_4)$, we call Algorithm 3 to obtain $P(\{J_3, J_4\})$ (dashed).



(k) And call Algorithm 4 to obtain $P_1(J_2)$ (dashed), which is also equal to $P(J_2)$ by a dummy call of Algorithm 2.



(l) Finally, we call Algorithm 4 to obtain $P_1(J_1)$ (dashed), which is equal to $P(J_1)$ by a dummy call of Algorithm 2.

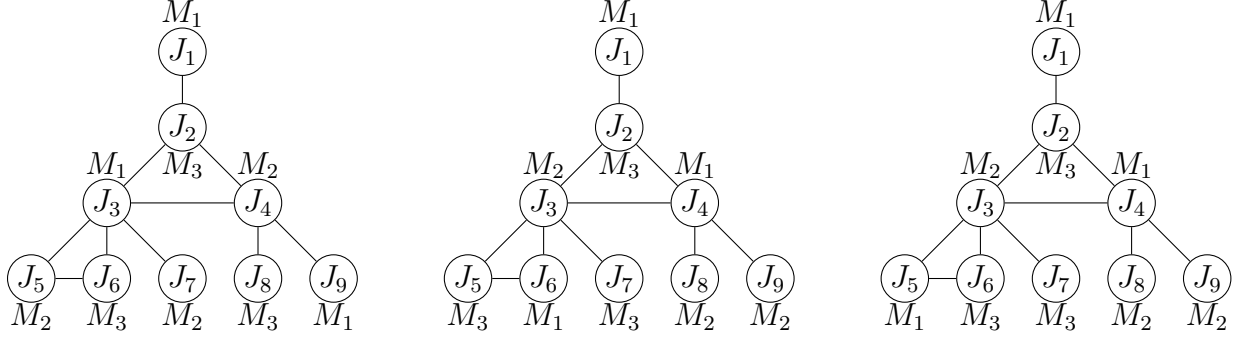


Figure 3: The sample block graph with sample colorings represented by $(0, 0, 0, 1; 0, 0, 0, 2)$. The meaning is that the color assigned to J_1 is of cardinality 3 and there are 2 other colors of cardinality 3 each.

- Then they are merged into $P(\{J_5, J_6\}) = \{(0, 2, 0, 0; 1, 0, 0, 0)\}^1$ by Algorithm 3 as there is only one possible coloring of J_5 and J_6 . The first part $(0, 2, 0, 0)$ denotes that all vertices in the argument (i.e. here J_5 and J_6) use exactly two different colors of cardinality 1, and the second part $(1, 0, 0, 0)$ denotes that all other vertices in the partial coloring (here there are none) use one color of cardinality 0.
- Using Algorithm 4 we transform $P(\{J_5, J_6\})$ into $P_1(J_3) = \{(0, 1, 0, 0; 0, 2, 0, 0)\}$: the only possible coloring of J_3 , B_1 , and its descendants in T_G uses one color of cardinality 1 for the argument (i.e. J_3), and two colors of cardinality 1 for the remaining colored part.
- Next, for $B_2 = \{J_3, J_7\}$ the inner loop (lines 6–12) returns a set $P(\{J_7\}) = \{(0, 1, 0, 0; 2, 0, 0, 0)\}$.
- Algorithm 3 transforms it into $P_2(J_3) = \{(0, 1, 0, 0; 1, 1, 0, 0)\}$.
- Finally, by Algorithm 2, we merge the obtained $P_1(J_3)$ with $P_2(J_3)$ and return $P(J_3) = \{(0, 1, 0, 0; 0, 1, 1, 0)\}$: the first vector has to be $(0, 1, 0, 0)$ because both first vertices of the only element for the previous $P(J_3)$ and $P_2(J_3)$ imply that J_3 is the only vertex colored with its color; the second vector has to be $(0, 1, 1, 0)$ because if we merge the only coloring of $\{J_5, J_6\}$ using two colors with cardinality 1 with the only coloring of $\{J_7\}$ using one color with cardinality 1 we have to get a coloring with one color with cardinality 2 and one with cardinality 1, because the third color is already used by J_3 .
- The colorings for subgraph rooted in J_4 are obtained next: first, by obtaining coloring of J_8 , as a simplicial vertex, and then transforming it by Algorithm 4 into a coloring of $\{J_4, J_8\}$. Similarly for first J_9 and then $\{J_4, J_9\}$.
- Finally, by Algorithm 2 we obtain the colorings of subgraph rooted in J_4 .

¹Here we write a pair of vectors (a, b) as a single vector with semicolon separating both vectors.

- Of course (due to the recursive nature), both the sets of the colorings (the ones for subgraph rooted in J_3 and the ones rooted in J_4) are obtained due to the processing of block $\{J_2, J_3, J_4\}$. I.e., having a single block $B_2 = \{J_2, J_3, J_4\}$ we iteratively obtain in line 11 first $P(\{J_3\}) = \{(0, 1, 0, 0; 0, 1, 1, 0)\}$ and then $P(\{J_3, J_4\}) = \{(0, 0, 1, 1; 0, 0, 1, 0), (0, 0, 2, 0; 0, 0, 0, 1), (0, 0, 0, 2; 0, 1, 0, 0), (0, 1, 0, 1; 0, 0, 0, 1)\}$. In the last set, the first two elements come from combining $(0, 1, 0, 0; 0, 1, 1, 0)$ with $(0, 1, 0, 0; 0, 2, 0, 0)$, as we have to: identify color of J_3 (of cardinality 1) with one of the two colors not used by J_4 in its partial coloring (also of cardinality 1), identify color of J_4 (of cardinality 1) with one of the two colors not used by J_3 in its partial coloring (of cardinality 2 or 1, hence two elements), and identify the remaining third color from both partial colorings. Similarly, we get the latter two elements, as well as the duplicate of the first element, from combining $(0, 1, 0, 0; 0, 1, 1, 0)$ with $(0, 1, 0, 0; 1, 0, 1, 0)$. Note that in this case we cannot identify two colors of cardinality 2 in both partial colorings, since it would violate the $C_{\max} = 3$ condition. The combination of the colorings is done by Algorithm 3.
- Now, Algorithm 4 transforms $P(\{J_3, J_4\})$ into $P_1(J_2) = \{(0, 0, 0, 1; 0, 0, 1, 1), (0, 0, 1, 0; 0, 0, 0, 2)\}$. At this stage, we discarded several solutions which did not allow for a legal coloring of J_2 with a color not used by either J_3 or J_4 . Since there is only one block, we get $P(J_2) = P_1(J_2)$ and return it.
- Of course it was done as a processing of the block $\{J_1, J_2\}$ when J_2 was visited. Hence finally by Algorithm 4 for $v = J_1$ we get $P(J_1) = P_1(J_1) = \{(0, 0, 0, 1; 0, 0, 0, 2)\}$ because the second vector from $P(J_2)$ cannot correspond to any feasible coloring of J_1 . Anyway $P(J_1)$ contains all feasible colorings of G , and since it is nonempty then we can conclude that there exists a coloring. In particular, as presented in Figure 3, it is a coloring where the cardinalities of all colors are equal to 3.

2.3 Unit time jobs

In this section we formulate a PTAS for $P|G = \text{block graph}, p_j = 1|C_{\max}$ problem. Note that for an instance of $Pm|G = \text{block graph}, p_j = 1|C_{\max}$ either (1) there is no schedule if $\omega(G) > m$ or (2) the optimal schedule can be found in polynomial time because one can easily find a tree decomposition with width $\omega(G) \leq m$. In the second case we can immediately use the FPTAS discussed in Bodlaender et al. (1994),

After these preliminaries let us again consider Algorithm 1, but this time with respect to unit time jobs, i.e. when applied to $P|G = \text{block graph}, p_j = 1|C_{\max}$ problem.

Lemma 2.13. *Let an instance of $P|G = \text{block graph}, p_j = 1|C_{\max}$ with $n \geq 1$ jobs, where $n = d(m-1) + r$ for some $d \geq 0$ and $r \in \{0, \dots, m-2\}$, and $m \geq 2$ machines be given. The greedy algorithm returns a schedule, in which there are assigned at most $\lceil n/(m-1) \rceil$ jobs to every machine. Moreover, if $r = 0$, then the constructed schedule has at least one machine with a load strictly less than $\lceil n/(m-1) \rceil$; otherwise, it has at least $m - r$ such machines.*

Proof. The proof is by induction on the number of blocks. For a graph having exactly one block the theorem holds: we assign at most one job to every machine, and clearly $\lceil n/(m-1) \rceil \geq 1$. It is also easy to verify that if $r = 0$ then it has to be the case $n = m - 1$ for the problem to be feasible, thus there is one machine with a load less than 1. Similarly, the cases for $n \leq m - 2$ and $n = m$ hold.

Now, assume that the theorem holds for all graphs composed of k blocks, and consider any block graph G composed of $k + 1$ blocks. Let us fix a subgraph G' of G on n' vertices including only the first k blocks according to its block-cut tree pre-order traversal. Let $n' = d'(m-1) + r'$ be the number of the vertices of G' . By induction assumption the greedy algorithm for G' returns a schedule whose total makespan does not exceed $\lceil n'/(m-1) \rceil$.

We schedule the remaining jobs from the last block according to the greedy algorithm, assigning at most one job to each machine.

If $r' = 0$ then it is clear that the limit on the number of jobs increased by at least one since $\lceil n/(m-1) \rceil \geq d' + 1 = \lceil n'/(m-1) \rceil + 1$. Thus the extended schedule satisfies the total makespan condition. By considering separately cases $n - n' \leq m - 2$, $n - n' = m - 1$, and $n - n' = m$ we can verify directly that we have the required number of machines that are processing less than $\lceil n/(m-1) \rceil$ jobs.

- In the first case we have at most $r = n - n'$ machines where the new jobs are assigned. Hence only these machines can have $\lceil n/(m-1) \rceil$ jobs in the extended schedule. Thus $m - r$ machines have to be loaded with less than $\lceil n/(m-1) \rceil$ jobs.
- In the second case $r = r' = 0$ holds and clearly there is at least one machine with a load less than $\lceil n/(m-1) \rceil$.
- The last case means that a clique on m vertices is added – the $(k+1)$ -th block has no common vertex with other k blocks. However, this means that the new upper limit is $\lceil n/(m-1) \rceil = \lceil n'/(m-1) \rceil + 2$ and hence there are m machines with a load less than $\lceil n/(m-1) \rceil$, in fact.

For $r' > 0$ we can split the proof into four cases. In each case, by induction, there are at least $m - r'$ machines processing less than $\lceil n'/(m-1) \rceil$ jobs. However, due to the fact that the blocks may have a common cut-vertex, perhaps one of them is not available for scheduling.

- If $r' + n - n' < m - 1$, or equivalently $n - n' < m - r - 1$, then all jobs of $G - G'$ can be scheduled on machines processing less than $\lceil n'/(m-1) \rceil$ jobs. In the end $m - r' - (n - n') = m - r$ machines process less than $\lceil n/(m-1) \rceil$ jobs.
- If $r' + n - n' = m - 1$ then we still schedule the jobs of $G - G'$ on the machines processing less than $\lceil n'/(m-1) \rceil$ jobs. After extending the schedule there remains at least one machine with a load less than $\lceil n'/(m-1) \rceil$.
- If $m \leq r' + n - n' \leq 2m - 3$ then $r = r' + (n - n') - (m - 1)$ and, by induction, there are at most r' machines processing $\lceil n'/(m-1) \rceil$ jobs. Consider the case that one of

the machines processing less than $\lceil n'/(m-1) \rceil$ cannot be scheduled upon. Moreover, let $n - n' > m - r' - 1$ (we skip other subcases because they are similar and easier to prove). Observe that no more than $r' - (n - n' - (m - r' - 1))$ machines were processing $\lceil n'/(m-1) \rceil$ jobs and are processing $\lceil n/(m-1) \rceil$ jobs now. Hence, there will be at least $r' - (n - n' - (m - r' - 1)) + (m - r' - 1) + 1$ machines that are processing less than $\lceil n/(m-1) \rceil$. By a simple transformation we obtain the induction thesis.

- if $r' + n - n' \geq 2m - 2$ then it has to be the case $r = 0$, $n - n' = m$, and $r' = m - 2$. Hence, again the added block is a clique on m vertices. By induction, there were at least 1 machine processing less than $\lceil n'/(m-1) \rceil$ jobs. Clearly, at least this machine is processing less than $\lceil n/(m-1) \rceil$ in the extended schedule.

In the first two cases $\lceil n/(m-1) \rceil = \lceil n'/(m-1) \rceil$, but the jobs are assigned only to machines that are processing less than $\lceil n'/(m-1) \rceil$ jobs. The machines are guaranteed to exist, by induction. In the other cases $\lceil n/(m-1) \rceil > \lceil n'/(m-1) \rceil$. Thus by assigning at most one additional job to every machine we cannot violate the total makespan condition.

We verified that both the total makespan condition and the condition on the number of machines processing less than $\lceil n/(m-1) \rceil$ jobs are fulfilled. Therefore we see that extending the scheduling for the last block is always possible which concludes the proof of the induction step. \square

Interestingly, Theorem 2.12 and Algorithm 1 together with an already known PTAS for the fixed number of machines and conflict graphs with bounded treewidth are sufficient to construct a PTAS for identical machines, unit time jobs, and block conflict graphs which is the main result of this section.

Theorem 2.14. *There exists a PTAS for $P|G = \text{block graph}, p_j = 1|C_{\max}$.*

Proof. First let us assume that there exists a schedule with $C_{\max} \leq \frac{2}{\varepsilon}$. If this is the case, from Theorem 2.12, it follows that we can find an optimal solution using Algorithm 5 in time $O(n^2(2/\varepsilon)^3 m^{14/\varepsilon+8})$.

Next let us suppose that $m \leq \frac{2}{\varepsilon} + 1$. In this case we can use PTAS for $Pm|tw(G) \leq m|C_{\max}$ from Bodlaender et al. (1994), i.e. $(1 + \delta)$ -approximate algorithm running in time $O(\delta^{-m} n^{m+1} m^{2m})$. For $\delta = \frac{1}{n+1}$ it is guaranteed to return the optimal solution in time $O(n^{2/\varepsilon+1} n^{2/\varepsilon+2} (2/\varepsilon + 1)^{4/\varepsilon+2})$.

Finally, if $m > \frac{2}{\varepsilon} + 1$ and we did not find any optimal solution with $C_{\max}^{OPT} \leq \frac{2}{\varepsilon}$ then we apply Algorithm 1. From Theorem 2.13 we infer that

$$C_{\max} < \frac{n}{m-1} + 1 < \frac{n}{m} \left(1 + \frac{1}{m-1}\right) + C_{\max}^{OPT} \cdot \frac{\varepsilon}{2} < \frac{n}{m} \cdot \left(1 + \frac{\varepsilon}{2}\right) + C_{\max}^{OPT} \cdot \frac{\varepsilon}{2} \leq C_{\max}^{OPT} (1 + \varepsilon).$$

In the last inequality we used a simple lower bound $C_{\max}^{OPT} \geq \lceil \frac{n}{m} \rceil$. \square

3 Uniform machines

3.1 Bounded number of cut-vertices, unit time jobs

To find an optimal solution for the problem $Q|G = \text{block graph}, \text{cut}(G) \leq k, p_j = 1|C_{\max}$, we combine three ideas: binary search over all possible objective values, exhaustive search over all possible valid assignment of all cut-vertices to machines (i.e. assigning adjacent cut-vertices to different machines), and solving an auxiliary flow problem.

To simplify the problem we concentrate on the subproblem in which we guessed the value C and we have to determine if there exists a feasible schedule with a makespan at most C . Observe that in any schedule the optimal C_{\max} is determined by the number of jobs assigned to some machine. Hence there can $O(mn)$ candidates for C_{\max} . Each of the candidate makespans determines the capacities of the machines.

Let us also introduce the auxiliary flow problem. For some fixed value of the objective C and a fixed valid assignment of all cut-vertices jobs $f: V_{\text{cut}} \rightarrow M$, we build the flow network $F(G, C, f)$ with five layers (see Figure 4 for an example):

- first layer contains only the source node s and last layer contains only the sink node t ,
- second layer contains nodes for all jobs respective to the simplicial vertices in G i.e. $J_i \in J \setminus V_{\text{cut}}$,
- third layer contains nodes for all pairs of blocks (i.e. connected components after removal of cut-vertices) $B_k \in V_B$ and machines $M_j \in M$,
- fourth layer contains nodes for all machines $M_j \in M$,

We add all edges between the first two layers and between the last two layers. Moreover, we add edges between nodes in the second (for some $J_i \in J \setminus V_{\text{cut}}$) and third layer (for some $(B_k, M_j) \in V_B \times M$) if and only if $J_i \in B$ and for every $v \in V_{\text{cut}}$ adjacent to J_i we have $f(v) \neq M_j$. Finally, we add edges between nodes in the third and fourth layer whenever they refer to the same machine M_j .

All edges but the ones ending in the sink node t have capacity 1. An edge between M_j and t has weight $w_j = \lfloor Cs_j/l \rfloor - |f^{-1}(M_j)|$, where $f^{-1}(M_j)$ is the set of cut-vertices of G that are assigned to the machine M_j according to f .

Now we proceed with a lemma describing the relation between the flow network and the original task scheduling problem:

Lemma 3.1. *For an instance of a problem $Q|G = \text{block graph}, \text{cut}(G) \leq k, p_j = 1|C_{\max}$ there exists scheduling with total makespan at most C if and only if for some valid function $f: V_{\text{cut}} \rightarrow M$ there exists a flow network $F(G, C, f)$ with a maximum flow equal to $n - \text{cut}(G)$.*

Proof. First note that the edges between the first two layers ensure that the maximum flow in $F(G, C, f)$ cannot exceed $n - \text{cut}(G)$.

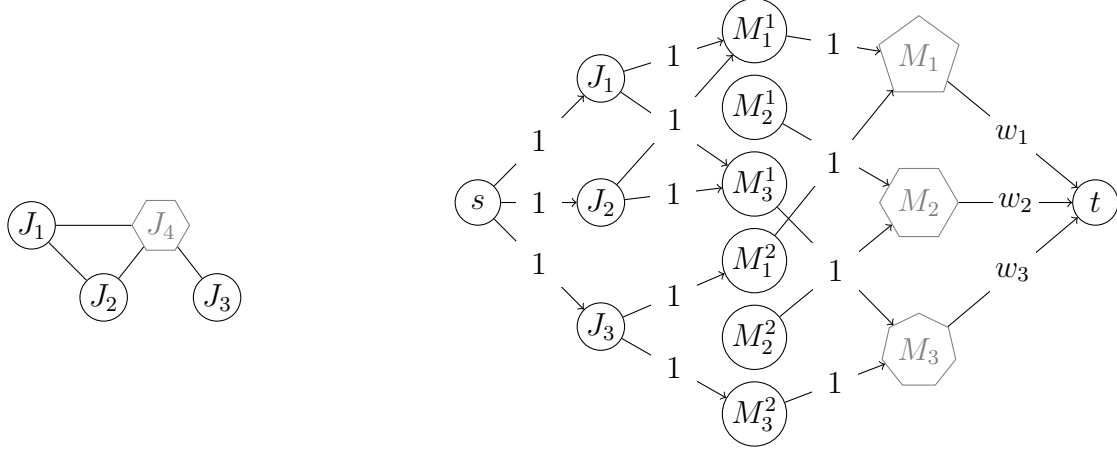


Figure 4: An example graph G with 2 blocks and $f(J_4) = M_2$, and its flow network $F(G, C, f)$.

Assume that $f(v) = \sigma(v)$ for all $v \in V_{cut}$ for some optimal schedule σ . If there exists a maximum flow equal to $n - cut(G)$, then all the edges outgoing from s are saturated. Moreover, since all capacities are integer values, there exists a maximum flow such that its value for every edge is also some integer value. Therefore, we assign J_i to M_j if there is a non-zero flow between nodes corresponding to J_i and its adjacent (B_k, M_j) .

Each node in the third layer has exactly one outgoing edge with a capacity 1. This ensures that no two simplicial vertices from the same block get assigned to the same machine. Moreover, if some cut-vertex v is assigned to the machine M_j , then there are no edges between J_i and (B_k, M_j) for any job J_i adjacent to v in G and any block B_k containing v . Finally, the edges between the last two layers ensure that the obtained scheduling has C_{\max} at most equal to C .

The converse proof goes along the same lines as it is sufficient to use the converse mapping to the one presented above to pick saturated edges between the second and fourth layer: if a simplicial vertex J_i from block B_k is scheduled on machine M_j , then saturate edges $(J_i, (B_k, M_j))$ and $((B_k, M_j), M_j)$. In addition, we saturate all edges outgoing from s and we compute the flows through the vertices in the fourth layer to get the values of flow incoming to t . \square

Now we are ready to present the complete algorithm for $Q|G = \text{block graph}, cut(G) \leq k, p_j = 1|C_{\max}$:

Theorem 3.2. *There exists a polynomial time algorithm for $Q|G = \text{block graph}, cut(G) \leq k, p_j = 1|C_{\max}$ in time $O(m^{k+2}n^2 \log(mn))$.*

Proof. Consider Algorithm 6. From Theorem 3.1 one directly obtains the equivalence between the existence of a flow in the constructed network and the existence of a corresponding schedule: it is sufficient to generate all valid assignments f , build the respective flow networks $F(G, C, f)$ and check whether for any of them there exists a maximum flow with a value equal to $n - cut(G)$ to verify the existence of a schedule with makespan at most C .

Algorithm 6 The core part of our algorithm for $Q|G = \text{block graph}, \text{cut}(G) \leq k, p_j = 1|C_{\max}$

Input: A set of jobs J , a set of machines M , a block graph G , function $s: M \rightarrow \mathbb{N}$, and a guessed makespan C .

```

for all assignments  $f: V_{\text{cut}} \rightarrow M$  do
  for all  $u, v \in V_{\text{cut}}$  do
    if  $\{u, v\} \in E(G)$  and  $f(u) = f(v)$  then continue
  for  $i = 1, \dots, m$  do
    if  $|\{u \in V_{\text{cut}}: f(u) = i\}| > C$  then continue           {guessed capacity exceeded}
  Build the flow network  $F(G, C, f)$  and solve the maximum flow problem on it
  if maximum flow for  $F(G, C, f)$  is equal to  $n - \text{cut}(G)$  then
    return a scheduling retrieved from the maximum flow for  $F(G, C, f)$ 
return NO

```

For every $C \geq C_{\max}^{\text{OPT}}$, we will find at least one such solution (i.e. with f exactly the same as the assignment of jobs from V_{cut} in some optimal schedule σ) – and for $C < C_{\max}^{\text{OPT}}$ it is impossible to find any feasible solution.

The number of iterations for the binary search is at most $O(\log(nm))$. Clearly, for each fixed possible makespan value C , there are at most m^k different assignments f . Each one can be checked whether it is valid (i.e. it does not assign adjacent jobs in G to the same machine and a load of each machine does not exceed C) in $O(n)$ time.

Finally, any flow network $F(G, C, f)$ has $O(mn)$ vertices and $O(mn)$ edges, thus the maximum flow problem can be solved in $O(m^2n^2)$ time e.g. using Orlin algorithm Orlin (2013). □

Note that Furmańczyk and Mkrtchyan in Furmańczyk and Mkrtchyan (2022) proved that the problem of **EQUITABLE COLORING** for block graphs is **FPT** with respect to the number of cut-vertices. Their result can be expressed in the language of unit-time job scheduling on identical machines with the relevant conflict graph. So, our polynomial-time algorithm for uniform machines can be seen as a partial generalization of their result.

3.2 Bounded number of blocks

Let us now consider a more restricted case, when the number of blocks is bounded by a constant, but with arbitrary job processing requirements. We begin with a simple k -approximation algorithm.

Theorem 3.3. *Algorithm 7 is a k -approximation strongly polynomial time algorithm for $Q|G = k\text{-block graph}|C_{\max}$.*

Proof. Since we iterate over all possible assignments of cut-vertices to machines we only need to prove that a schedule σ with the same assignment of these jobs as in an optimal schedule has a makespan at most k times greater than the optimal makespan.

Algorithm 7 A k -approximation algorithm for $Q|G = k\text{-block graph}|C_{\max}$.

Input: A set of jobs J , a set of machines M , a block graph G , functions $p: J \rightarrow \mathbb{N}$ and $s: M \rightarrow \mathbb{N}$.
 $\sigma_{best} \leftarrow$ a dummy schedule with $C_{\max} = \infty$ {to simplify the pseudocode}
Sort machines by their non-increasing speeds s_j
for all assignments $f: V_{cut} \rightarrow M$ **do**
 for all $u, v \in V_{cut}$ **do**
 if $\{u, v\} \in E(G)$ **and** $f(u) = f(v)$ **then continue**
 $\sigma \leftarrow f$
 for all $B \in V_B$ **do**
 $L \leftarrow$ unassigned jobs from B sorted by their non-increasing processing requirements
 p_j
 $j \leftarrow 0$
 for $i = 1, 2, \dots, |L|$ **do**
 while $\sigma(v) = M_{i+j}$ for some $v \in V_{cut} \cap B$ **do** $j \leftarrow j + 1$
 Assign L_i to M_{i+j} in σ
 if $C_{\max}(\sigma) < C_{\max}(\sigma_{best})$ **then**
 $\sigma_{best} \leftarrow \sigma$
return σ_{best}

Observe that if G has at most k blocks, then there are at most k jobs assigned to every machine. Let us denote by M_i any machine with processing time equal to the makespan $C_{\max}(\sigma)$, and by J_j a job assigned to it with a maximum processing time. We have two possibilities:

1. $J_j \in V_{cut}$: since it is assigned to the same machine as in some optimal schedule, then $C_{\max}^{OPT} \geq \frac{p_j}{s_i}$; moreover, any other job on M_i contributes at most $\frac{p_j}{s_i}$ to the makespan, thus $C_{\max}(\sigma) \leq k \cdot \frac{p_j}{s_i}$,
2. $J_j \notin V_{cut}$: now $J_j \in B$, for some block B , could be scheduled on a different machine in the optimal schedule. Due to the greedy assignment, we know that there are at least $i - |V_{cut} \cap B|$ jobs of not smaller size that are simplicial. This means that some machine $M_{i' > i}$ has to be assigned a job of size at least p_j in the optimal schedule. Hence as well $C_{\max}^{OPT} \geq \frac{p_j}{s_i}$.

In either case we know that at least one schedule under consideration has to be k -approximate.

Note that the running time of this algorithm is bounded by the number of all assignments from V_{cut} to M and by sorting of jobs for each block. Since in total they are bounded by $O(m^k)$ and $O(n \log n)$, respectively, the running time of this algorithm is $O(nm^k \log n)$. \square

The above algorithm will come handy later but now we would like to point out that we can find a considerable improvement to it, i.e. a PTAS for the same problem.

Theorem 3.4. *Binary search used in conjunction with Algorithm 8 is a PTAS for $Q|G = k\text{-block graph}|C_{\max}$.*

Algorithm 8 The core part of our algorithm for $Q|G = k\text{-block graph}|C_{\max}$

Input: A set of jobs J , a set of machines M , a block graph G , functions $p: J \rightarrow \mathbb{N}$ and $s: M \rightarrow \mathbb{N}$, and a guessed value C .

for $i = 1, \dots, m$ **do**

 Calculate capacity c_i as $C \cdot s(M_i)$ rounded up to the nearest power of $1 + \varepsilon$

 Sort machines in M in a non-decreasing order of c_i

for $j = 1, \dots, n$ **do**

 Round p_j down to the nearest power of $1 + \varepsilon$

if $\max_j p_j > \max_i c_i$ **then**

return NO

 {Necessary condition, guarantees visiting all jobs}

$\tau \leftarrow \lceil \log_{1+\varepsilon}(k/\varepsilon) \rceil$

$l_0 \leftarrow 0$

 Compute U_0 – a set with a single configuration for basis l_0

for $i = 1, \dots, m$ **do**

$U_i \leftarrow \emptyset$, $l_i \leftarrow \max\{\log_{1+\varepsilon}(c_i) - \tau, 0\}$

for $u \in U_{i-1}$ **do**

$shift \leftarrow \min\{l_i - l_{i-1}, \tau\}$ {The jobs that are not scheduled yet and become very small}

for $s = 1, \dots, k$ **do**

$n_{0,s} \leftarrow \sum_{i=0}^{shift} n_{i,s} + |\{J_j \in B_s \setminus V_{cut} : (1 + \varepsilon)^{l_i} > p_j > (1 + \varepsilon)^{l_{i-1} + \tau} = c_{i-1}\}|$

for $i = 1, \dots, \tau - shift$ **do**

$n_{i,s} \leftarrow n_{i+shift,s}$

 {Convert u from basis l_{i-1} to basis l_i }

for $i = \tau - shift + 1, \dots, \tau$ **do**

$n_{i,s} \leftarrow |\{J_j \in B_s \setminus V_{cut} : p_j = (1 + \varepsilon)^{l_i+i}\}|$

 {The jobs not yet considered}

for all $J_j \in B_s \setminus V_{cut}$ **do**

if $p_j < (1 + \varepsilon)^{l_i}$ **then**

$p_j \leftarrow 0$

 {Discard sizes of the small jobs}

for all $u' \in \{0, 1\}^{|u|}$ **do**

if $u' \leq u$ **then**

if u' represents a set of jobs with at least two jobs from a single block **then**

continue

if u' represents a set of jobs with the total processing time greater than c_i **then**

continue

 Add $u - u'$ to U_i {Schedule jobs from u' on M_i and store the configuration of remaining jobs}

if $\mathbf{0} \in U_m$ **then**

return any schedule corresponding to $\mathbf{0} \in U_m$

return NO

Proof. To prove the theorem it is sufficient to consider Algorithm 8 for a fixed guessed value C . Throughout the algorithm instead of speeds $s(M_i)$ we deal rather with capacities c_i for all machines, which are directly determined by their speeds and the guessed value.

We iterate over all machines in the order of their non-decreasing capacities and we try every feasible combination of jobs for each machine. Clearly, if M_i has capacity c_i , then we only need to take into account jobs with $p_j \leq c_i \leq (1 + \varepsilon)^{l_i + \tau}$. Additionally, we need to consider cut-vertices separately, since they belong to multiple blocks at the same time. Note that we do not need to differentiate jobs with the same rounded processing requirements coming from the same block, as long as they all correspond to simplicial vertices in G .

The crucial idea is to use *configurations* of unscheduled jobs grouped by their rounded size. Formally, a configuration for a given $\tau \in \mathbb{N}$ (fixed throughout the algorithm, depending only on ε and k) and value $l \geq 0$ (called the *basis*) is defined as a tuple $(n_{0,1}, \dots, n_{0,k}; n_{l,1}, \dots, n_{l,k}; \dots; n_{l+\tau,1}, \dots, n_{l+\tau,k})$ where:

1. $n_{0,s}$ is the number of unscheduled jobs from block $B_s \setminus V_{cut}$ with $p_j < (1 + \varepsilon)^l$ for $s = 1, \dots, k$;
2. $n_{i,s}$ is the number of unscheduled jobs from block $B_s \setminus V_{cut}$ with $p_j = (1 + \varepsilon)^i$ for $s = 1, \dots, k$, $i = l, \dots, l + \tau$;
3. $a_i \in \{0, 1\}$ denotes whether the i -th cut-vertex is not yet scheduled for $i = 1, \dots, |V_{cut}|$.

Additionally, we need an operation of conversion of a configuration from a basis l to some other basis $l' \geq l$. This is done just by:

- taking the original configuration u with basis l and recomputing all $n_{i,s}$ values with respect to the new basis (i.e. shifting from $n_{i,s}$ to $n_{\max\{i+(l-l'), 0\}, s}$ for all $s = 1, \dots, k$,
- iterating over all jobs from $V(G) \setminus V_{cut}$ with $(1 + \varepsilon)^l < p_j \leq (1 + \varepsilon)^{l'}$ and counting them in the new configuration at their proper place.

We refer to Figure 5 for a high-level outline of a conversion operation.

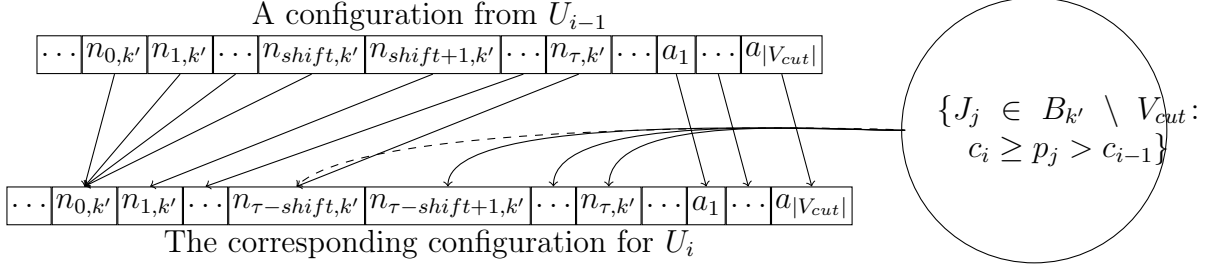


Figure 5: A high-level overview of the conversion of configuration sets U_{i-1} to U_i in Algorithm 8 for some block $V_{k'}$ is illustrated. Keep in mind that when transforming the configurations, the jobs that have processing requirement $c_i \geq p_j > c_{i-1}$ and are not cut-vertices are added. Finally, if the difference between the capacities of the machines is big (and $shift \geq \tau$) then it might be the case that some new jobs will be added to $n_{0,k'}$; the dashed line is added to emphasize that it is the only case when the same field is filled with values from both: the old vector and the set of jobs.

Given such notation, at each iteration we build set U_i containing configurations remaining after considering the i slowest machines (i.e. the machines with the smallest capacities). Clearly, U_0 contains exactly one configuration for basis l_0 , which can be obtained by iterating over all jobs and incrementing respective variables $n_{i,s}$. Of course $a_i = 1$ for all $i = 1, \dots, |V_{cut}|$ since at the beginning all cut-vertices are not assigned to any machine. And if U_m contains a configuration $\mathbf{0}$ and every job was considered at some point (guaranteed by necessary condition $\max_j p_j \leq \max_i c_i$), then all jobs are scheduled, thus the algorithm found some feasible schedule.

Note that the algorithm ensures that the sum of processing times (after rounding down and zeroing out the smallest jobs) for jobs scheduled on M_i does not exceed c_i . Thus, if there were no rounding down and zeroing out, we would get a schedule with makespan C . However, both of these operations do not take us far away from our guess. Observe that for any graph with k blocks, there can be only up to k jobs assigned to a single machine M_i . Therefore, the total processing time of all jobs denoted by $n_{0,s}$ variables assigned to any single machine cannot exceed $k(1 + \varepsilon)^{l_i} \leq \varepsilon(1 + \varepsilon)^{l_i + \tau} = \varepsilon c_i$ – thus the total processing time on M_i is no greater than $(1 + \varepsilon)c_i$. Moreover, by de-rounding of all p_j we increase the total processing times on all machines at most $1 + \varepsilon$ times. Therefore, if we find a schedule for a guessed value C , then we are certain that its makespan does not exceed $(1 + \varepsilon)^2 C$.

Now suppose there exists a schedule with makespan C . We claim that Algorithm 8 always finds a schedule for a guess C . First, let us consider any schedule σ with makespan C . Let us also denote by u_i ($i = 0, \dots, m$) its respective configurations of unscheduled jobs after the first i machines were scheduled. We can prove inductively that $u_i \in U_i$ since for any $u_{i-1} \in U_{i-1}$ we consider all possible schedulings up to the roundings of p_j and not considering the processing times of jobs denoted by $n_{0,s}$ variables. If u' denotes a scheduling of jobs for machine M_i in σ , then it is also feasible in the algorithm since both rounding down and zeroing out some processing times cannot increase the total processing time of any set of jobs. Thus, since σ is a feasible schedule for a guess C , then there has to exist some schedule

corresponding to $\mathbf{0}$ in U_m . This completes the correctness proof.

Now let us estimate the total running time of the algorithm. Note that for any fixed τ and l each variable $n_{i,s}$ ($i = 0, l, \dots, l + \tau$, $s = 1, \dots, k$) has only $O(n)$ possible values. Thus, there are $O(n^{k(\tau+1)}2^k)$ distinct configurations of unscheduled jobs in each U_i .

The running time of a single iteration of the main loop is dominated by computing a set of feasible assignments to a machine. We have $O(n^{k(\tau+1)}2^k)$ configurations from a previous iteration. Every configuration can be converted to basis l_i in $O(n)$ time. There are $O(2^{k(\tau+2)})$ possible vectors u' , and checking every single one whether it obeys the requirements can be done in $O(n)$ time. Taking everything into account we get the running time bound of $O(n^{k(\tau+1)}2^{k(\tau+3)})$ i.e. clearly a bound of form $O(n^{f(\varepsilon)})$. Combining this with a binary search over a set of possible makespans we get this running time with an additional logarithmic factor. \square

There is a small caveat concerning the total running time. In the simplest approach we can just ensure an integer value on C_{\max}^{OPT} by multiplying the processing requirements of all jobs by $\prod_{i=1}^m s_i$. Then $C_{\max}^{OPT} \in \{1, 2, \dots, kp_{\max}s_{\max}^m\}$, hence the binary search runs $O(m \log(k s_{\max} p_{\max}))$ times.

However, this guarantees only a weakly polynomial time bound on running time. To overcome this problem we use the well-known trick by Hochbaum and Shmoys (see Hochbaum and Shmoys (1988), Theorem 1). We just need to run Algorithm 7 first, obtaining a schedule with $C \in [C_{\max}^{OPT}, kC_{\max}^{OPT}]$. Then, although the application of the usual binary search in $\log k$ iterations fails to get us to the optimal solution, it was shown that it is possible to modify this procedure to arrive in $\log k + \log \frac{3}{\varepsilon}$ carefully designed iterations at the $(1 + \varepsilon)$ -approximate solution – which of course still preserves the properties of PTAS.

In a sense this result is the best possible, due to the strong NP-hardness of the problem Page and Solis-Oba (2020).

4 Unrelated machines

4.1 Fixed number of machines, graph with bounded treewidth

Here we provide an algorithm for $Rm|tw(G) \leq k|C_{\max}$ problem, capturing $Rm|G = \text{block graph}|C_{\max}$ for block graphs with bounded clique number as a special case. As with most of the algorithms for graphs with bounded treewidth, we work on T , a tree decomposition of graph G Cygan et al. (2015). To simplify the procedure, we preprocess T by duplicating its bags and introducing empty ones to obtain a tree where each internal node has exactly two children. Such *extended* tree decomposition has overall $O(n)$ vertices.

In our reasoning we were inspired by an algorithm for $Pm|tw(G) \leq k|C_{\max}$ problem from Bodlaender et al. (1994), albeit we use their steps in a different order.

Theorem 4.1. *Algorithm 9 combined with binary search is an FPTAS for $Rm|tw(G) \leq k|C_{\max}$ problem. It runs in total time equal to $O(n \log(np_{\max}) \cdot m^{3k+3} \cdot \lceil \frac{n}{\varepsilon} \rceil^{2m})$.*

Algorithm 9 The core part of our algorithm for $Rm|tw(G) \leq k|C_{\max}$

Input: A set of jobs J , a set of machines M , a block graph G , function $p: J \times M \rightarrow \mathbb{N}$, and a guessed makespan C .

Round down all $p_{i,j}$ to the nearest multiple of $\frac{\varepsilon C}{n}$

$V_B^O \leftarrow$ a sequence of bags given by a post-order traversal of an extended tree decomposition T of G

for all $B \in V_B^O$ **do**

if B is a leaf in T **then**

$S(B) \leftarrow$ a set of all possible schedules of jobs from B with $C_{\max} \leq C$

else

$B_1, B_2 \leftarrow$ children of B in T

$S' \leftarrow$ a set of all possible schedules of jobs from B with $C_{\max} \leq C$

$S(B_1), S(B_2) \leftarrow$ sets of already computed possible schedules for B_1, B_2

$S(B) \leftarrow \emptyset$

for all $(s', s_1, s_2) \in S' \times S(B_1) \times S(B_2)$ **do**

if jobs from $B \cap B_1$ are on different machines in s' and s_1 **then continue**

if jobs from $B \cap B_2$ are on different machines in s' and s_2 **then continue**

$s \leftarrow$ merged partial schedules s', s_1 , and s_2

if $C_{\max}(s) \leq C$ **then**

$S(B) \leftarrow S(B) \cup \{s\}$

 Trim $S(B)$ to contain unique machine loads or assignment of jobs from B

return any schedule from $S(r)$ **if** $S(r) \neq \emptyset$ **otherwise** NO

Proof. The algorithm will perform a binary search on the value of C_{\max} and in each turn it will check for feasibility. For an initial upper bound of C_{\max} let us take np_{\max} .

Note, that the maximum possible difference between the initial and rounded processing times is equal to $n \cdot \frac{\varepsilon C_{\max}^{OPT}}{n} = \varepsilon C_{\max}^{OPT}$.

To prove the correctness of the algorithm, it is sufficient to note that on the one hand, if it does not return NO, then it always returns a valid schedule.

On the other hand, it is easy to note that every partial schedule $s \in S(B)$:

1. assigns all jobs included in a subtree of T rooted in B ,
2. satisfies all incompatibility conditions between jobs in the subtree of T rooted in B ,
3. has a total makespan at most C .

Moreover, by construction we ensure that we include schedules with all possible current loads of all machines and assignments of jobs to machines in the current bag B .

Thus, if we consider an optimal schedule, then it appears ultimately in $S(r)$ as long as $C \geq (1 + \varepsilon)C_{\max}^{OPT}$ – or it can be excluded at some point during trimming, but then there remains another, equivalent schedule in terms of current loads and assignments of jobs from the current bag, which eventually will provide some equivalent complete schedule in terms of loads with rounded processing times.

To compute the time complexity, let us first consider how large any set $S(B)$ can be. We can have at most $\lceil \frac{n}{\varepsilon} \rceil$ different loads for each machine, thus $\lceil \frac{n}{\varepsilon} \rceil^m$ different loads in total. Additionally, there are at most m^{k+1} assignments of jobs from B to the machines. Thus, after trimming we are left with at most one schedule per unique machine load or assignment of jobs, so $|S(B)| \leq \lceil n/\varepsilon \rceil^m m^{k+1}$. Moreover, $|S'| \leq m^{k+1}$, thus $|S' \times S(B_1) \times S(B_2)| \leq \lceil n/\varepsilon \rceil^{2m} m^{3k+3}$. For each triple it takes $O(k^2)$ time to check if the jobs are scheduled consistently, and $O(m)$ time to merge the schedules and check their new total makespan.

Since there are $O(n)$ bags to process and $O(\log(np_{\max}))$ iterations of binary search, it completes the proof. \square

5 Experimental results

5.1 Setup

In this section, we present the findings from the computational experiments conducted. We ran the experiments on: Intel(R) Core(TM)2 Duo CPU, T8300 @ 2.40GHz; 2x2GB of DDR RAM (667 MT/s); OS: NAME="Linux Mint" VERSION="21.3 (Virginia)"; SSD: Model=KINGSTON SA400S37120G. The algorithms were implemented in C++ using **Boost Library** for solving maximum flow instances. The code with example scripts is available at <https://bitbucket.org/tpikies/block-scheduling/> Pikies and Turowski (2024). The testing consists of the following steps:

Partition Generation First, we provide two values: n_{tasks} (number of tasks n) and n_{parts} (number of blocks), to obtain the sizes of the blocks in the desired block graphs. Precisely, we generate a random partition of $n_{tasks} + n_{parts} - 1$ into n_{parts} parts. We apply a modified version of the well-known uniform random integer partitioning algorithm from (Nijenhuis and Wilf, 1978, p. 72–76). We modified the algorithm, to generate a partition into given number of parts, and to ensure that all the values in the partition are within arbitrary predefined bounds 2 and m . The number to be partitioned and the bounds were chosen to generate a collection of n jobs, represented by connected graph, which can be scheduled on m machines.

Block Graph Generation Due to our best knowledge, there does not exist a predefined, established, algorithm for random block graph generation. Due to this, we propose the following method, which consists of the 2 phases. First, the sizes of the parts are randomly shuffled; and a clique of the size given by the first part size is created. After this, iteratively until all other part sizes are considered, the following steps are performed:

1. A next part size s in the shuffled partition is picked.
2. One of existing blocks, denoted as B , is chosen, uniformly at random and one of its vertices, denoted as v , is chosen, also uniformly at random.
3. A new block B' consisting of v and $s - 1$ new vertices is constructed. That is, we connect a new clique consisting of $s - 1$ new vertices to v , thus forming a block of size s .

By this construction we obtain a (rooted) cut-tree structure representing the generated graphs.

Algorithm Application Finally, the respective scheduling algorithms are applied. In particular, we implemented: Algorithm 1 (**Greedy**), Algorithm 5 (**Exact-Cmax**), a version of Algorithm 9 suitable for the identical machines (**Tree-Width**); and Algorithm 6 (**Flow**). In addition, we implemented the PTAS for $P|G = \text{block graph}|C_{\max}$ from Theorem 2.14, which effectively consists of the first three algorithms (PTAS).

A note on interpretation of data in tables The algorithms were applied for instances of the random graph generated according to the parameters specified for a particular test. In particular we performed the tests for 25 instances of a graph with $n \in \{5, 10, \dots, 50\}$ vertices, and for $m \in \{4, 6, 8\}$ machines; unless stated otherwise. In the following tables, the letter 'T' signifies that some timeouts were present – tests crossed the 15 minutes limit. Similarly, the letter 'M' signifies that the program was terminated due to excessive memory usage. We considered 3 different functions providing the number of blocks for given n , namely: $b_{\min} = \lceil \frac{n-1}{m-1} \rceil$, $b_{\max} = n - 1$, $b_{\text{avg}} = \lfloor (b_{\min} + b_{\max})/2 \rfloor$. We use such a formula for b_{\min} , due to the fact that a first block in block graph consists of up to m vertices, and any other block can consists of up to $m - 1$ vertices not considered so far; obviously it holds when

$n \geq m$. For relevant algorithms, we consider different processing times for jobs. Namely, for functions p_0, p_1, p_2 , processing times assigned are random integers from the ranges $[1..5]$, $[1..10]$, $[1..20]$, respectively. All computation times are given in μs .

5.2 Empirical results for Algorithm 1 – Greedy

In this subsection we assess the approximation ratio of Theorem 2.2 for an average instance of $P|G = \text{block graph}|C_{\max}$. **Greedy** was applied for m identical machines, where $m \in \{4, 6, 8\}$ and a block graph consisting of n vertices, where $n \in \{50, \dots, 300\}$.

The result, C_{\max} of the constructed schedule, is then compared with a simple lower bound on the optimal C_{\max} , i.e. with $(\sum p_i)/m$. The averages of those ratios are presented in the table. Due to the fact that the ratio tends to 1.0, when n increases, in addition we analyze the case when $n \leq 40$ and the jobs are unit time in more detailed way. Precisely, for each of the generated graphs we construct a schedule by **Greedy** as previously, but we compare the length of the schedule with optimum length obtained by an application of **Tree-Width**; the averages of those ratios are also presented in the tables. As we can see, in some cases the difference between the lower bound and real value of optimal C_{\max} was noticeable, but not great.

$C_{\max}(S_G)/(\sum p_j/m)$										
m	n	b_{\min}			b_{avg}			b_{\max}		
		p_0	p_1	p_2	p_0	p_1	p_2	p_0	p_1	p_2
4	50	1.06	1.05	1.06	1.06	1.05	1.06	1.06	1.07	1.07
	100	1.03	1.03	1.03	1.04	1.03	1.03	1.04	1.04	1.03
	150	1.02	1.02	1.02	1.02	1.02	1.02	1.03	1.02	1.03
	200	1.02	1.02	1.02	1.02	1.02	1.02	1.02	1.02	1.02
	250	1.01	1.01	1.01	1.01	1.01	1.01	1.01	1.02	1.01
	300	1.01	1.01	1.01	1.01	1.01	1.01	1.01	1.01	1.02
6	50	1.07	1.10	1.09	1.08	1.10	1.10	1.08	1.12	1.12
	100	1.04	1.05	1.04	1.04	1.05	1.05	1.04	1.06	1.05
	150	1.03	1.03	1.04	1.03	1.03	1.04	1.04	1.03	1.04
	200	1.02	1.02	1.02	1.03	1.03	1.02	1.03	1.03	1.02
	250	1.02	1.02	1.01	1.02	1.02	1.02	1.03	1.02	1.02
	300	1.02	1.02	1.01	1.02	1.02	1.02	1.02	1.02	1.01
8	50	1.14	1.14	1.07	1.16	1.17	1.09	1.18	1.16	1.12
	100	1.05	1.07	1.06	1.05	1.09	1.07	1.06	1.09	1.08
	150	1.04	1.03	1.05	1.06	1.04	1.05	1.06	1.04	1.04
	200	1.04	1.04	1.02	1.04	1.04	1.02	1.04	1.05	1.03
	250	1.03	1.02	1.02	1.03	1.03	1.02	1.03	1.03	1.03
	300	1.03	1.02	1.01	1.03	1.03	1.02	1.03	1.03	1.02

Table 2: The ratio of C_{\max} of schedules produced by **Greedy** and $\frac{\sum p_j}{m}$ (a lower bound on the C_{\max} of an optimum schedule). As previously stated, for p_0, p_1, p_2 , the processing times are drawn uniformly at random from the sets $[1, 5]$, $[1, 10]$, $[1, 20]$, respectively.

$C_{\max}(S_G)/C_{\max}(S_T)$				
m	n	b_{\min}	b_{avg}	b_{\max}
4	5	1.00	1.00	1.00
	10	1.00	1.00	1.00
	15	1.09	1.03	1.01
	20	1.03	1.10	1.08
	25	1.08	1.00	1.00
	30	1.08	1.01	1.00
	35	1.08	1.05	1.01
	40	1.12	1.05	1.04
6	5	1.00	1.00	1.00
	10	1.00	1.00	1.00
	15	1.00	1.00	1.00
	20	1.00	1.00	1.00
	25	1.00	1.00	1.00
	30	1.07	1.10	1.08
	35	1.08	T	1.00
	40	1.10	T	T

Table 3: The ratio of C_{\max} of a schedule produced by **Greedy**, denoted by S_G , and a schedule produced by **Tree-Width**, denoted by S_T (an optimal schedule). Here we considered unit-time jobs. The letter 'T' denotes timeout, as stated earlier.

We can infer from Table 2 that the schedules produced by **Greedy** are not very far from optimal ones. In many cases, the solution is much better than guaranteed by the worst-case ratio given in Theorem 2.2 or even in Theorem 2.13. That is, twice the value of the optimal makespan, or $\sim \frac{m}{m-1}$ in the latter case. It seems that the probability of generating a hard instance tends to 0 as n increases, for all p and all b functions.

To have a better view for small instances, because it seems that the approximation ratio is worst in these cases, we ran the tests for small data and compared the C_{\max} of the schedules with the optimal ones, obtained using treewidth. Here we considered unit-time jobs only, due to time limitations. It seems that for small instances, the algorithm is also working well in fact, cf. Table 3. As we can see, it is the case of $n \leq 50$, the approximation ratio is getting worse, when n grows; however, at some moment it stops getting worse.

5.3 Empirical results on Exact-Cmax

Table 4 and Figure 6 illustrate 2 things. As expected, even small increase of the C_{\max} bound has a radical impact on the processing time – the algorithm is exponential in C_{\max} bound. The second thing is that the real processing time depends on the average size of a block, which is evident especially for $b = b_{\min}$. If size of a block is equal to m , then, in fact, the problem becomes a bit easier: on average, a given subgraph has few distinct colorings possible. This means that the exponential (with respect to C_{\max}) number of distinct colorings may appear in the processing of given block-cut tree later (higher in the tree). This is well illustrated in the left figure of Figure 6: when the average size of a block tends to m , for given number of blocks, the processing time decreases.

Time of computations [μs]					
C_{\max}	m	n	b_{\min}	b_{avg}	b_{\max}
2	4	25	775.88	829.32	720.52
		50	1658.20	1693.44	1352.00
	8	25	6440.84	17078.72	6643.32
		50	14260.80	34088.00	17326.44
4	4	25	1571.00	3987.20	6486.32
		50	2692.64	6146.76	9070.04
	8	25	99543.92	1052715.20	1044746.96
		50	21636.00	1346302.60	1230309.36
6	4	25	1869.56	11790.44	33542.88
		50	3268.76	17046.20	44106.60
	8	25	102171.76	8456828.20	13720041.88
		50	50216.72	M	M
8	4	25	4198.20	42511.40	139879.12
		50	6786.84	57931.56	200516.92
	8	25	119770.36	19407589.32	M
		50	104718.60	M	M
10	4	25	4601.08	77086.52	316493.96
		50	11749.00	197852.48	805403.16
	8	25	125151.48	26388878.44	M
		50	115484.52	M	M

Table 4: Processing times for **Exact-Cmax**. As stated earlier, the letter 'M' denotes cancellation of the program due to lack of the memory.

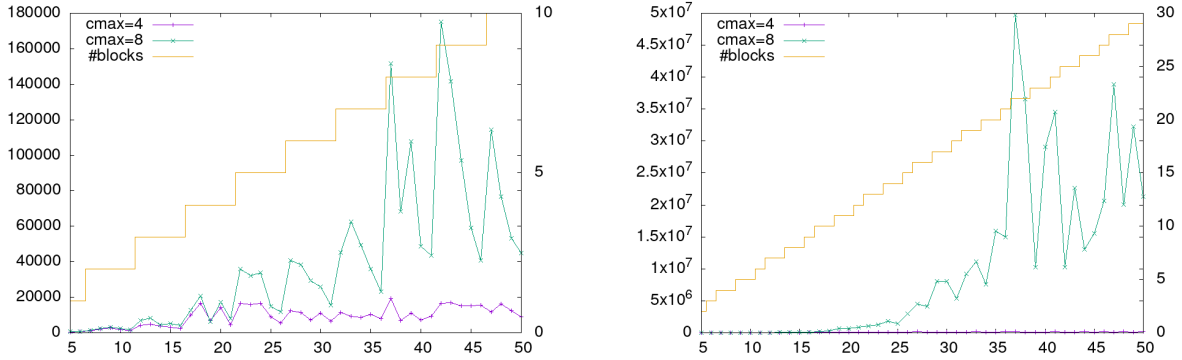


Figure 6: Processing time [μs] in the number of vertices for different b functions: $\#blocks = b_{\min}$ and $\#blocks = b_{\max}$, respectively. In addition, the yellow lines show the number of blocks. For b_{\min} , the slopes are clearly correlated with changes of the block number.

5.4 Empirical results on Tree-Width

When testing this algorithm we have observed that, in quite a few cases, the algorithm could not be applied at all due to the high memory requirements. In particular for even $m \geq 6$ machines and $n \geq 50$ jobs, the program started to consume more than 4GB of memory, the

total amount that we assumed as a limit.

One idea to make it applicable to a larger data, is to better exploit the simplicity of the structure of block graphs and to prepare an FPTAS specially tailored to this class. More precisely, to exploit the fact that for identical machines in many places we do not have to carry about loads of particular machines, only about loads at all. This means that one could apply **Exact-Cmax** to this case as well, provided that its complexity is upper bounded by the number of distinct colorings that appear during the processing. Obviously, the maximum cardinality of a color class has size potentially up to n (a good heuristic is to use C_{\max} produced by **Greedy** here instead). However, the set of distinct colorings would be mostly empty, the total number of vectors still would be $O(n^{poly(m)})$ —polynomial one, due to the bound on the number of machines. Hence, if one prepare data structures in a way that they are sensitive to the number of different coloring that are stored, it should be possible to apply the algorithms as well. We have tested the proposed application of **Exact-Cmax**, together with the heuristic approach, due to the fact that it is simply equivalent to running **Exact-Cmax** with the bound on C_{\max} given by greedy algorithm. As we can see in Table 5 and Table 6, for small number of machines the savings on identifying colorings were not justified. This is reasonable, for small number of machines, the number of possibly equivalent (for a block graph) loads is small. However, when the number of machines grows, also the number of equivalent loads of the machines grows, which means that the savings will grow as well. This proves, that an approach tailored to the studied structure is more efficient, than a general approach.

Time of computations [μ s]					Time of computations [μ s]				
m	n	b_{\min}	b_{avg}	b_{\max}	m	n	b_{\min}	b_{avg}	b_{\max}
4	5	60.88	103.40	156.76	4	5	193.2	192.1	215.6
	10	83.48	590.80	1442.00		10	527.8	844.3	1337.7
	15	254.28	1912.36	6720.64		15	1133.7	3217.5	4394.2
	20	464.08	5296.84	24402.52		20	1961.9	7771.8	21953.3
	25	446.88	17080.68	63354.72		25	2887.6	26968.2	69819.4
	30	1053.60	32224.08	148294.36		30	6190.7	55994.3	139210.6
	35	1694.96	88948.16	274267.72		35	15541.6	116169.9	350774.3
	40	1886.16	242250.04	550778.88		40	10777.2	170780.5	716785.5
	45	6073.72	194169.36	947251.20		45	21562.8	555952.9	1652327.9
	50	6464.20	713830.92	1907404.12		50	39325.7	939086.0	3682377.4
6	5	99.52	473.00	978.48	6	5	321.3	261.3	115.4
	10	404.08	8072.00	31996.92		10	1296.1	1262.9	1647.2
	15	793.28	133423.04	370702.52		15	3158.7	21931.2	13463.4
	20	3481.00	1044794.72	3012753.80		20	13237.8	72318.1	104876.6
	25	5376.52	2345882.48	12808966.60		25	16034.5	222829.8	444028.8
	30	11500.52	41399041.72	65858571.92		30	29541.5	1110095.0	1114089.7
	35	11521.40	T	113559549.88		35	37783.8	3533159.9	2009978.0
	40	18891.28	T	T		40	52415.4	11885259.6	7210562.3
	45	48510.52	T	T		45	74296.4	9733264.6	20473965.4
	50	74830.52	T	T		50	120130.2	49846133.6	80588028.0

Table 5: Results of applications of Algorithm **Exact-Cmax** applied for a small number of machines, using greedy-upper-bound heuristic to obtain upper bound on C_{\max}

We have also shown the memory exhaustion and timeouts in Table 7. Sadly, it seems that for $m \geq 8$ machines, the question is rather if the algorithm will crash due to excessive memory consumption, or the user will eventually terminate it due to excessive running time. Similarly to the **Exact-Cmax** case, for b_{\min} in quite few cases the processing time decreases for the next neighbour. And a similar possible explanation is that this is due to lower number of possible assignments. If blocks have sizes close to m , as it should be the case for b_{\min} , the number of distinct colorings produced is small. For example, assume a coloring where classes have sizes $(l_1, \dots, l_i^*, \dots, l_m)$, m_i was assigned already a vertex from some block (some cut vertex) and the block has size m . In the end valid colorings resulting from this coloring have classes with sizes $(l_1 + 1, \dots, l_i^*, \dots, l_m + 1)$.

Also, the results at the first glance might seem inconsistent, due to the fact that crashes due to memory exhaustion are intertwined with timeouts. This is simply due to the fact that we are showing the first error that appeared. If there is a memory crash for any instance at all, then the test is classified as 'M' and we skip other instances. If there is a timeout for any instance, then the tests is classified as 'T' and we skip other instances.

Time of computations [μs]					
m	n	b_{\min}	b_{\min}	b_{avg}	b_{\max}
8	5	1	506.24	2343.44	3993.24
	10	2	12848.76	189314.12	351584.56
	15	2	1401.36	4039424.84	9041523.04
	20	3	20674.32	T	173041589.08
	25	4	218526.00	M	T
	30	5	1147264.80	M	M
	35	5	108673.48	T	T
	40	6	572527.00	M	T
	45	7	5720324.32	M	M
	50	7	151566.84	T	M

Table 7: Processing times of **Tree-Width** when applied to $P|G = \text{block graph}, p_j = 1|C_{\max}$ with $\varepsilon = 0$ (exact algorithm).

As a final note, we observe in Table 8 that the running times are exponential in $1/\varepsilon$, as expected.

Time of computations [μs]					
ε	m	n	b_{\min}	b_{avg}	b_{\max}
0.2	4	25	2315540.16	T	M
0.4	4	25	1796568.52	71583312.68	T
0.6	4	25	935911.48	27690947.56	T
0.8	4	25	599572.00	5458285.48	22892148.92
1.0	4	25	312753.60	2346230.44	8741508.80

Table 8: The running times for various ε .

5.5 Empirical results on PTAS for identical machines and unit tasks

As indicated in the proof of Theorem 2.14, PTAS for identical machines and unit tasks consists of 3 subprocedures:

- the first one used is **Exact-Cmax**, consisting of Algorithms 2 to 5, used to compute cases with small C_{\max} ; more precisely, to either prove that there is no schedule with $C_{\max} \leq \frac{2}{\varepsilon}$ or to find one;
- when the number of machines is relatively small ($m \leq \frac{2}{\varepsilon} + 1$) the **Tree-Width**, a simplified version of Algorithm 9, is used;
- and in the other cases the already discussed Algorithm 1 **Greedy** is used – when **Exact-Cmax** returns NO and $m > \frac{2}{\varepsilon} + 1$.

Note that, although a proper choice of designated areas for the algorithms guarantees both the approximation ratio and running times required for PTAS, all three algorithms have widely different running times. In particular, **Greedy** does not refer to the approximation

ratio at all and finishes in linear time, whereas the two others have an exponential dependency on ε , thus making them impractical for medium-size C_{\max} (in case of **Exact-Cmax**) or number of machines m (in case of **Tree-Width**). This means that it is a good strategy to run **Greedy** and check if the returned schedule achieves the desired approximation ratio.

Time of computations [μ s], Participation of algorithms

ε	m	n	b_{\min}	b_{avg}	b_{\max}
0.25	4	10	751.72 C: 100	2583.84 C: 100	11035.24 C: 100
		20	2928.64 C: 100	25312.72 C: 100	88463.20 C: 100
		30	5015.52 C: 92 C+T: 8	64434.80 C: 100	153181.96 C: 100
		40	6324.96 C+T: 100	299933.88 C+T: 100	734093.92 C+T: 100
		50	11605.04 C+T: 100	709405.36 C+T: 100	2109583.76 C+T: 100
	6	10	2263.32 C: 100	8977.00 C: 100	21894.80 C: 100
		20	11377.40 C: 100	657704.04 C: 100	1867408.52 C: 100
		30	26017.20 C: 100	8150121.76 C: 100	12994871.92 C: 100
		40	46895.52 C: 100	29623956.08 C: 100	22302443.92 C: 100
		50	122690.36 C+T: 100	M	M
	8	10	9498.00 C: 100	28062.76 C: 100	40711.28 C: 100
		20	23902.68 C: 100	3520367.32 C: 100	8147424.84 C: 100
		30	400850.40 C: 100	M	M
		40	245312.24 C: 100	M	M
		50	106114.36 C: 100	M	M
0.50	4	10	578.56 C: 100	1750.96 C: 100	2846.32 C: 100
		20	3433.68 C+T: 100	8304.20 C+T: 100	29508.32 C+T: 100
		30	3849.00 C+T: 100	39502.52 C+T: 100	156506.68 C+T: 100
		40	4994.00 C+T: 100	246833.64 C+T: 100	568246.96 C+T: 100
		50	9212.88 C+T: 100	639152.08 C+T: 100	1931143.76 C+T: 100
	6	10	1918.76 C: 100	8114.76 C: 100	20179.72 C: 100
		20	9270.08 C: 100	77613.24 C: 100	94206.76 C: 100
		30	7486.96 C+G: 100	81331.88 C+G: 100	81895.68 C+G: 100
		40	10821.96 C+G: 100	125276.20 C+G: 100	106815.44 C+G: 100
		50	9051.60 C+G: 100	157708.68 C+G: 100	128766.84 C+G: 100
	8	10	10118.88 C: 100	22013.08 C: 100	24548.44 C: 100
		20	21817.52 C: 100	802401.04 C: 100	650324.44 C: 100
		30	120187.88 C: 100	884847.56 C: 100	908802.56 C: 100
		40	35854.08 C+G: 100	2560255.04 C+G: 100	1183361.00 C+G: 100
		50	27263.28 C+G: 100	1347918.72 C+G: 100	1230175.36 C+G: 100
0.75	4	10	363.20 C+G: 100	470.36 C+G: 100	391.64 C+G: 100
		20	692.20 C+G: 100	740.40 C+G: 100	653.84 C+G: 100
		30	1012.00 C+G: 100	1131.32 C+G: 100	833.44 C+G: 100
		40	1293.32 C+G: 100	1382.92 C+G: 100	1114.68 C+G: 100
		50	1686.68 C+G: 100	1716.36 C+G: 100	1384.52 C+G: 100
	6	10	1566.84 C: 100	2579.20 C: 100	1807.96 C: 100
		20	2457.76 C+G: 100	4664.52 C+G: 100	2234.68 C+G: 100
		30	4502.00 C+G: 100	5777.28 C+G: 100	4360.28 C+G: 100
		40	3600.72 C+G: 100	7919.16 C+G: 100	3450.28 C+G: 100
		50	4555.96 C+G: 100	9303.60 C+G: 100	4331.08 C+G: 100
	8	10	6936.44 C: 100	7883.68 C: 100	3855.36 C: 100
		20	12221.92 C+G: 100	21752.96 C+G: 100	9362.08 C+G: 100
		30	13313.28 C+G: 100	18278.64 C+G: 100	11103.20 C+G: 100
		40	7080.28 C+G: 100	30312.92 C+G: 100	8666.56 C+G: 100
		50	14541.88 C+G: 100	34259.92 C+G: 100	17344.96 C+G: 100
1.00	4	10	362.52 C+G: 100	477.24 C+G: 100	387.68 C+G: 100
		20	697.04 C+G: 100	752.00 C+G: 100	642.04 C+G: 100
		30	1014.60 C+G: 100	1170.04 C+G: 100	807.64 C+G: 100
		40	1285.68 C+G: 100	1371.24 C+G: 100	1123.52 C+G: 100
		50	1679.68 C+G: 100	1721.44 C+G: 100	1380.00 C+G: 100
	6	10	1560.36 C: 100	2590.32 C: 100	2098.36 C: 100
		20	2618.64 C+G: 100	41 5645.76 C+G: 100	2861.28 C+G: 100
		30	4673.00 C+G: 100	6701.32 C+G: 100	4025.40 C+G: 100
		40	5763.88 C+G: 100	7341.36 C+G: 100	4389.72 C+G: 100
		50	4778.28 C+G: 100	9292.96 C+G: 100	4324.64 C+G: 100
	8	10	8520.16 C: 100	9690.32 C: 100	5182.36 C: 100
		20	7363.08 C+G: 100	20959.00 C+G: 100	6295.80 C+G: 100
		30	13229.32 C+G: 100	17973.52 C+G: 100	7362.28 C+G: 100

Let us notice a few facts about the results presented in Table 9. There are significant differences in running times, due to the mentioned peculiarities of the algorithms, but also due to invocation of distinct subalgorithms due to distinct combinations of ε and m . Our tests show that another optimization would be reasonable. We should allow to return an early NOanswer from **Exact-Cmax**: if for some part of block graph there is no schedule with C_{\max} smaller than the bound, there cannot be any such a schedule for the whole graph. Hence, in fact, for a fixed m and ε , the 'proper' behavior of running time function should be to be limited by some big constant value.

Overall, since **Greedy** is very fast and has quite good approximation ratio, a decent heuristic in practical setting would be to run it along others and return its result if the other computations exceed predefined limits. Or, even run it and compare the C_{\max} of the constructed schedule with the natural lower bound. It seems that even for small ε , and big enough data, there is a good chance that the solution will meet the requirements.

5.6 Empirical results on Algorithm 6 – Flow

In this subsection we present empirical results of scheduling achieved by Algorithm 6 – discussed in Theorem 3.2, the exact algorithm for $Q|G = \text{block graph}, \text{cut}(G) \leq k, p_j = 1|C_{\max}$ problem. Our implementation (called **Flow**) uses Boost graph library to solve instances of maximum flow, in particular the Boykov-Kolmogorov algorithm from this library. The algorithm **Flow** was executed for $m \in \{4, 6, 8\}$ uniform machines for $n \in \{5, \dots, 50\}$ jobs.

Time of computations [μ s]					Time of computations [μ s]				
m	n	b_{\min}	b_{avg}	b_{\max}	m	n	b_{\min}	b_{avg}	b_{\max}
4	5	220.9	236.2	267.3	4	5	661.3	856.8	1014.4
	10	1661.5	1018.8	1595.0		10	4730.9	4711.9	11629.0
	15	8472.5	9345.1	15198.4		15	16859.8	21350.0	32946.3
	20	30493.7	74451.4	497615.8		20	59660.1	268096.4	2535209.9
	25	105894.0	1253187.3	1780654.2		25	305569.8	3738761.0	12465548.0
	30	537458.5	3270030.4	20978525.3		30	1117201.6	8011979.8	41983519.2
	35	2668535.2	28763959.4	T		35	5728300.3	77620135.1	T
	40	5677564.4	T	T		40	11869819.1	T	T
	45	29771233.5	T	T		45	59703938.2	T	T
	50	129191637.0	T	T		50	T	T	T
6	5	240.8	370.9	749.4	6	5	852.3	1419.2	2865.9
	10	1288.7	4275.3	11160.1		10	6893.9	17346.9	58074.2
	15	6818.3	19892.1	423167.0		15	34862.8	63056.8	1087509.7
	20	86251.3	1703836.1	8450726.2		20	287774.8	5932357.8	29078224.9
	25	452027.3	12484370.0	T		25	1219885.9	58728861.5	T
	30	1160503.8	T	T		30	3030384.4	T	T
	35	4404040.2	T	T		35	8554763.3	T	T
	40	38533308.8	T	T		40	123338982.2	T	T
	45	T	T	T		45	T	T	T
	50	T	T	T		50	T	T	T
8	5	175.7	205.2	311.7	8	5	778.1	1156.6	2314.1
	10	4514.8	11128.4	18260.3		10	16121.8	33627.0	118551.4
	15	12912.4	210154.3	7056851.2		15	33455.3	417418.0	12229761.4
	20	78260.5	11081604.3	T		20	184903.6	34403618.2	T
	25	592010.4	45627315.2	T		25	1842825.8	T	T
	30	2059662.1	T	T		30	6570201.9	T	T
	35	4460162.3	T	T		35	14304703.9	T	T
	40	14074302.0	T	T		40	36371260.0	T	T
	45	113356947.0	T	T		45	T	T	T
	50	220321546.7	T	T		50	T	T	T

Table 10: Flow applied using Boykov-Kolmogorov algorithm. Table 11: Flow applied using Boykov-Kolmogorov algorithm.

Since the computations turned out time-consuming, we gave up examining graphs created for $n > 50$ vertices. Moreover, also due to time restrictions, we applied the algorithm for only a few sequences of speeds. Namely, the speeds of machines generated for $s \in [1, 5]$, are 5, 5, 5, 1 for 4 machines; 5, 5, 5, 5, 5, 1, 1 for 6 machines; and 5, 5, 5, 5, 5, 2, 1, 1 for 8 machines. And the speeds of the machines generated for $s \in [1, 25]$, are 23, 21, 21, 4 for f machines; 25, 23, 21, 21, 4, 4 for 6 machines; 25, 23, 23, 21, 21, 6, 4, 4 for 8 machines.

Due to the report in Goldberg et al. (2011) that Boykov-Kolmogorov behaves badly for some instances of general flow problems (the algorithm is dedicated for applications in computer vision), we have checked also another flow algorithm presented in Goldberg (1985), which is also implemented in Boost. As a side note, there exists an algorithm which has better asymptotic worst-case time complexity ($O(mn)$) – Orlin’s Algorithm. However, the library does not contain an implementation of it; moreover to the best of our knowledge the

Orlin's Algorithm has very high constants time-constant, which implies its impracticality.

Time of computations [μs]				
m	n	b_{\min}	b_{avg}	b_{\max}
4	5	807.6	1062.4	1261.4
	10	4688.3	4394.1	9023.2
	15	20882.7	26550.2	40292.6
	20	76475.4	327202.4	3138793.6
	25	386726.8	4433535.8	15197871.9
	30	1383803.2	9431244.6	45093214.0
	35	6986467.0	89669706.8	T
	40	14539747.6	T	T
	45	72666190.0	T	T
	50	T	T	T
6	5	1001.3	1953.4	6692.3
	10	8131.9	25443.9	73486.8
	15	38638.9	77664.9	1345379.4
	20	338600.4	7253648.3	32377854.2
	25	1434680.4	70249216.6	T
	30	3544487.5	T	T
	35	9976071.1	T	T
	40	T	T	T
	45	T	T	T
	50	T	T	T
8	5	890.9	1409.0	3079.2
	10	15368.8	40684.4	154451.8
	15	22989.2	502285.0	14915309.3
	20	202640.6	41045127.0	T
	25	2081356.1	T	T
	30	7415713.6	T	T
	35	16083488.5	T	T
	40	40060636.0	T	T
	45	T	T	T
	50	T	T	T

Table 12: An application of **Flow** for the generated from $[1, 25]$ speeds and Goldberg push-relabel algorithm

The first observation is that, the computations times for instances with b_{\max} are greater than with b_{avg} , which are greater than b_{\min} . This is expected, more blocks are corresponding to bigger numbers of cut-vertices, on average, hence, also numbers of assignments are greater, on average.

The next observation is that there is a significant difference between running times for instances with speeds in $[1, 5]$ and with speeds in $[1, 25]$. To analyze this, we have checked what are the average number of C_{\max} guesses. We have analyzed this on an example with $b = b_{\min} = 13$, $n = 40$, $m = 4$. For $s \in [1, 5]$, the average number of guesses was 7.6. For $s \in [1, 25]$, the average number of guesses was 16.48. After rescaling the processing times for $s \in [1, 5]$ by $\frac{16.48}{7.6}$, the average difference between the rescaled time and time for $s \in [1, 25]$

was less than 10%. The different number of guesses can be explained by the fact that the maximum size of pool of guesses has size bounded between n (all the machines have equal speeds) and nm (all the machines have different speeds). This means that, to make the algorithm more practical, a more approximation oriented approach shall be considered. For example, if the ratio between LB (lower bound on optimal C_{\max}) and UB (upper bound on optimal C_{\max}) is less than some, given by an user, $1 + \varepsilon$, then perhaps the calculations can be ended a bit earlier.

m	speeds	b_{\min}	Time of computations [μs]	#Cut-Vertices	#Assignments	#Flows tested	$\frac{\#YES}{\#NO}$
4	5, 5, 5, 1	13	6795740.1	8.4	2605936.8	39373.6	1.33
6	5, 5, 5, 5, 1, 1	8	42390182.0	6.3	1764089.8	238880.8	0.7
8	5, 5, 5, 5, 5, 2, 1, 1	6	26534304.7	4.9	320237.0	116314.0	1.59

Table 13: A more detailed statistics for a sample data $n = 40$, b_{\min} . The statistics were calculated for 100 instances.

For b_{avg} and b_{\max} , when we increase number of machines, the processing times also increase; cf. Table 10 and Table 11. However, for b_{\min} , it is not the case, see Table 13. Observe that for b_{\min} increasing the number of machines, decreases the number of blocks that has to be formed. Hence the algorithm tries up to $4^{8.4}$, $6^{6.3}$, $8^{4.9}$ distinct assignments, respectively; $4^{8.4} > 6^{6.3} > 8^{4.9}$. Another fact is that when we increase the number of machines, with constant bound on speeds and fixed number of vertices, the size of the set of C_{\max} candidates becomes stable; however, the YESanswer becomes more likely. By YESanswer, we mean that for a given guess of C_{\max} , there exists a schedule. There is fundamental difference between YESand NOanswer with respect to computations times. To answer YES, it is enough to find one valid assignment of cut-vertices and a schedule consistent with the assignment; to answer NO, we have to check all the assignments. Also due to this, for b_{\min} , the number of assignments checked should decrease when the number of machines increase.

However, the assignments of cut vertices are verified with respect to guessed C_{\max} and incompatibility relation and only valid ones are used. Hence, by increasing the number of machines, the number of *valid* assignments should increase. On the other hand, due to more more prevalent YESanswers, the number of valid assignments checked could become lower. Interestingly, the maximum average number of valid assignments checked was for $m = 6$, which also corresponds to maximum average procesing time, and to minimum ratio of YES to NOanswers. We think that a deeper theoretical analysis and more measurements are needed to characterize the behaviour of the algorithm. In particular an analysis how much more costly in time terms is NOanswer comparing to YESanswer. If a difference is huge, then perhaps instead of bisection it would be better to from some point iterate over candidates for C_{\max} starting from the biggest one.

In our example, for $m = 4$, $m = 6$, $m = 8$, on average 1.5%, 13.5%, 36.3% of assignments were valid, respectively. Hence, a proposed heuristics is to use greedy assignment / branch-and-bound algorithm to filter out more assignment of cut-vertices. A assignment of even some cut-vertices gives a lower bound on the length of any schedule consistent with this assignment. Hence, if it not better than the best C_{\max} found so far, there is no point in even

considering this assignment any further. Moreover, the assignment has to be consistent with the incompatibility relation. There is not point to continue generating the assignments if a part of the assignment is not compatible with the relation.

Finally, for the measured instances, Boykov-Kolmogorov was consistently faster, by between 10% and 20%, cf. Table 11 and Table 12

6 Open problems

Although we have explored the status of scheduling problems with conflict block graphs to some extent, there are still some related problems remaining to be solved. For example, we are interested in decreasing an approximation factor of an algorithm for $P|G = \text{block graph}|C_{\max}$ or proving some inapproximability results. It is also interesting to know whether there exists a PTAS for $Q|G = \text{block graph}, p_j = 1|C_{\max}$ or any constant factor approximation algorithm for $Q|G = \text{block graph}|C_{\max}$. Other results in the area that is the subject of this paper would be also very welcomed.

References

- Ausiello, G., Marchetti-Spaccamela, A., Crescenzi, P., Gambosi, G., Protasi, M., and Kann, V. (1999). *Complexity and Approximation: Combinatorial Optimization Problems and Their Approximability Properties*. Springer.
- Baker, B. and Coffman Jr., E. (1996). Mutual exclusion scheduling. *Theoretical Computer Science*, 162(2):225–243.
- Bodlaender, H. and Jansen, K. (1993). On the complexity of scheduling incompatible jobs with unit-times. In *International Symposium on Mathematical Foundations of Computer Science*, pages 291–300. Springer.
- Bodlaender, H., Jansen, K., and Woeginger, G. (1994). Scheduling with incompatible jobs. *Discrete Applied Mathematics*, 55(3):219–232.
- Brucker, P. (2006). *Scheduling Algorithms*. Springer.
- Cygan, M., Fomin, F., Kowalik, Ł., Lokshtanov, D., Marx, D., Pilipczuk, M., Pilipczuk, M., and Saurabh, S. (2015). *Parameterized algorithms*. Springer.
- Das, S. and Wiese, A. (2017). On minimizing the makespan when some jobs cannot be assigned on the same machine. In *25th Annual European Symposium on Algorithms (ESA 2017)*. Schloss Dagstuhl-Leibniz-Zentrum für Informatik.
- Dessouky, M., Lageweg, B., Lenstra, J. K., and van de Velde, S. (1990). Scheduling identical jobs on uniform parallel machines. *Statistica Neerlandica*, 44(3):115–123.

- Diestel, R. (2005). *Graph Theory*, volume 173 of *Graduate Texts in Mathematics*. Springer.
- Epstein, L. and Sgall, J. (2004). Approximation schemes for scheduling on uniformly related and identical parallel machines. *Algorithmica*, 39(1):43–57.
- Furmańczyk, H. and Mkrtchyan, V. (2022). Graph theoretic and algorithmic aspect of the equitable coloring problem in block graphs. *Discrete Mathematics and Theoretical Computer Science*, 23(2).
- Garey, M. and Johnson, D. (1979). *Computers and Intractability: A Guide to the Theory of NP-Completeness*. W. H. Freeman.
- Goldberg, A. (1985). A new max-flow algorithm. *MIT/LCS/TM291*, 545(1):1–12.
- Goldberg, A. V., Hed, S., Kaplan, H., Tarjan, R. E., and Werneck, R. F. F. (2011). Maximum flows by incremental breadth-first search. In Demetrescu, C. and Halldórsson, M. M., editors, *Algorithms - ESA 2011 - 19th Annual European Symposium, Saarbrücken, Germany, September 5-9, 2011. Proceedings*, volume 6942 of *Lecture Notes in Computer Science*, pages 457–468. Springer.
- Gomes, G. d., Lima, C., and Santos, V. (2019). Parameterized complexity of equitable coloring. *Discrete Mathematics and Theoretical Computer Science*, 21(1):1–11.
- Grage, K., Jansen, K., and Klein, K.-M. (2019). An EPTAS for machine scheduling with bag-constraints. In *The 31st ACM Symposium on Parallelism in Algorithms and Architectures*, pages 135–144.
- Graham, R. (1966). Bounds for certain multiprocessing anomalies. *Bell System Technical Journal*, 45(9):1563–1581.
- Harary, F. (1963). A characterization of block-graphs. *Canadian Mathematical Bulletin*, 6(1):1–6.
- Hochbaum, D. and Shmoys, D. (1988). A polynomial approximation scheme for scheduling on uniform processors: Using the dual approximation approach. *SIAM Journal of Computing*, 17(3):539–551.
- Horowitz, E. and Sahni, S. (1976). Exact and approximate algorithms for scheduling non-identical processors. *Journal of the ACM*, 23(2):317–327.
- Jansen, K., Lassota, A., Maack, M., and Piekies, T. (2021). Total completion time minimization for scheduling with incompatibility cliques. In *Proceedings of the International Conference on Automated Planning and Scheduling*, volume 31, pages 192–200.
- Jansen, K. and Maack, M. (2019). An EPTAS for scheduling on unrelated machines of few different types. *Algorithmica*, 81(10):4134–4164.

- Kones, I. and Levin, A. (2019). A unified framework for designing EPTAS for load balancing on parallel machines. *Algorithmica*, 81(7):3025–3046.
- Kowalczyk, D. and Roel, L. (2017). An exact algorithm for parallel machine scheduling with conflicts. *Journal of Scheduling*, 20(4):355–372.
- Lawler, E., Lenstra, J. K., and Kan, A. R. (1982). Recent developments in deterministic sequencing and scheduling: A survey. In Dempster, M., Lenstra, J. K., and Kan, A. R., editors, *Deterministic and Stochastic Scheduling*, volume 84 of *NATO Advanced Study Institutes Series (Series C – Mathematical and Physical Sciences)*, pages 35–73. Springer.
- Lenstra, J. K., Shmoys, D., and Tardos, É. (1990). Approximation algorithms for scheduling unrelated parallel machines. *Mathematical Programming*, 46(1-3):259–271.
- Mallek, A., Bendraouche, M., and Boudhar, M. (2019). Scheduling identical jobs on uniform machines with a conflict graph. *Computers & Operations Research*, 111:357–366.
- Mallek, A. and Boudhar, M. (2022). Scheduling on uniform machines with a conflict graph: complexity and resolution. *International Transactions in Operational Research*.
- Nijenhuis, A. and Wilf, H. (1978). *Combinatorial algorithms: for computers and calculators*. Academic Press.
- Orlin, J. (2013). Max flows in $O(nm)$ time, or better. In *Proceedings of the 45th Annual ACM Symposium on Theory of Computing*, pages 765–774.
- Page, D. and Solis-Oba, R. (2020). Makespan minimization on unrelated parallel machines with a few bags. *Theoretical Computer Science*, 821:34–44.
- Pikies, T. and Furmańczyk, H. (2022). Scheduling on uniform and unrelated machines with bipartite incompatibility graphs. In *2022 IEEE International Parallel and Distributed Processing Symposium (IPDPS)*, pages 661–671. IEEE Computer Society.
- Pikies, T. and Turowski, K. (2024). Block scheduling. <https://bitbucket.org/tpikies/block-scheduling/>.
- Pikies, T., Turowski, K., and Kubale, M. (2022). Scheduling with complete multipartite incompatibility graph on parallel machines: Complexity and algorithms. *Artificial Intelligence*, 309:103711.
- Shchepin, E. and Vakhania, N. (2005). An optimal rounding gives a better approximation for scheduling unrelated machines. *Operations Research Letters*, 33(2):127–133.