

# Multi-UAV Collaborative Sensing and Communication: Joint Task Allocation and Power Optimization

Kaitao Meng, *Member, IEEE*, Xiaofan He, *Senior Member, IEEE*, Qingqing Wu, *Senior Member, IEEE*, and Deshi Li

## Abstract

Due to the features of on-demand deployment and flexible observation, unmanned aerial vehicles (UAVs) are considered as one of the key enabling techniques for the next-generation sensing systems. Compared to a single UAV with limited sensing coverage and communication capability, multi-UAV cooperation is able to provide more effective sensing and transmission (S&T) services. Nevertheless, most existing works on multi-UAV sensing mainly focus on mutually exclusive task allocation and independent data transmission, which did not fully exploit the benefit of multi-UAV sensing and communication. Motivated by this, we propose a novel multi-UAV cooperative S&T scheme with replicated sensing task allocation. Although replicated task allocation may sound counter-intuitive, it can actually foster cooperative transmission among multiple UAVs and thus reduce the overall sensing mission completion time. To obtain the optimal task allocation and transmit power of the proposed scheme, a mission completion time minimization problem is formulated. To solve this problem, a necessary condition for replicated sensing task allocation is derived. For the cases of replicated sensing, the considered problem is transformed into a monotonic optimization and is solved by the generic Polyblock algorithm. To efficiently evaluate the mission completion time in each iteration of the Polyblock algorithm, new auxiliary variables are introduced to decouple the otherwise sophisticated joint optimization of transmission time and power. While for the degenerated case of non-replicated sensing, the closed-form expression of the optimal transmission time is derived, which provides insights into the optimal solution and facilitates the design of an efficient double-loop binary search algorithm to optimally solve the considered problem. Finally, simulation results demonstrate that the proposed scheme significantly reduces the mission completion time over benchmark schemes.

## Index Terms

Multi-UAV, sensing, virtual multi-antenna, cooperative transmission, monotonic optimization.

K. Meng and Q. Wu are with the State Key Laboratory of Internet of Things for Smart City, University of Macau, Macau, 999078, China. (emails: {kaitaomeng, qingqingwu}@um.edu.mo). X. He and D. Li are with the Electronic Information School, Wuhan University, Wuhan, 430072, China. (emails: {xiaofanhe, dsli}@whu.edu.cn).

## I. INTRODUCTION

Driven by its high mobility and flexibility, unmanned aerial vehicle (UAV) is expected to play an increasingly important role in future sensing systems to provide larger sensing coverage, more flexible observation, and richer target information [1]–[3]. In particular, sensor-equipped UAVs can act as data providers to perform sensing tasks in areas that are difficult to reach by terrestrial vehicles, such as disaster rescue, power-line inspection, aerial 3D reconstruction, etc [4], [5]. Benefited from the line-of-sight (LoS)-dominated channels of cellular-connected UAVs [6], the collected sensory data can be directly transmitted to the base station (BS) more efficiently via wireless communications, instead of forcing UAVs to fly back to the control centers. In this way, faster mission response can be achieved as compared to the traditional data collection systems [7], [8]. Nonetheless, due to its limited sensing and communication capabilities, single-UAV sensing may not perform well, especially when multiple geographically distributed tasks are involved [9], [10]. Therefore, there is an urgent need to develop multi-UAV cooperative sensing and transmission (S&T) mechanisms that can provide more effective data collection and transmission services [11].

In the literature, the idea of using UAV-relay to improve the latency performance in multi-UAV systems has been widely explored [12]–[15]. For example, the authors in [13] studied two typical usages of multi-UAV relays that form either a single multi-hop link or multiple dual-hop links, and optimized the placement of the UAVs by maximizing the end-to-end signal-to-noise ratio. In [14], a cooperative multi-UAV transfer and relay protocol was proposed to maximize the uplink sum-rate by optimizing the channel allocation and UAV flight speed. Moreover, the sensory data collected by one sensing UAV can be compressed and transmitted to the BS through the cooperation of multi-hop relay UAVs, where the compression ratio and UAV location are jointly optimized to improve the data freshness [15]. Although employing UAVs to relay sensory data can reduce communication latency, such dedicated utilization of UAVs as relays will inevitably lead to lower sensing efficiency. On the other hand, relay communication requires each UAV to amplify/decode the received signal from the previous hop before sending it to the next UAV, which unfavorably brings transmission noise and delay [16].

Besides relay communication, the cooperative transmission via distributed multi-antenna technique is another effective way to improve the communication capability of multi-UAV systems [17], [18]. Specifically, when multiple UAVs hold identical sensory data, they can form a virtual

multi-antenna system in the sky and transmit cooperatively to improve the communication performance. For instance, the authors in [19] studied a multi-UAV based antenna array system where the service time is minimized by optimizing the wireless transmission time as well as the movement time of UAVs. In [20], authors proposed a UAV swarm backhaul scheme with high multiplexing gain, where UAV's positions are jointly optimized to enhance the channel gain of the virtual multiple-input and multiple-output (MIMO) backhaul links. Besides, UAV swarm-enabled virtual MIMO communications were investigated with consideration of physical layer security in [21] and practical features of signal propagation in [22], respectively. However, the mechanisms considered in [17]–[22] generally require explicit data sharing among multiple UAVs before cooperative transmission, causing extra time and energy consumption.

In multi-UAV cooperative sensing systems, effective task allocation can further reduce mission completion time [23]–[25]. The conventional wisdom of sensing task allocation is to prevent UAVs from repeating the same tasks, since it is commonly believed that such task allocation strategies can improve the efficiency of data acquisition and enlarge sensing coverage [26]–[29]. For example, the authors in [26] proposed a cooperative crowd sensing mechanism, by employing multiple UAVs to perform tasks in different sub-regions simultaneously, so as to improve the energy efficiency. In [27], two multi-UAV-enabled collaborative data collection methods were proposed, where each UAV collects data from sensors in the disjoint cluster. In [28], the sensory data collected by each UAV is transmitted through the UAV-to-device link or the UAV-BS link independently according to the communication channel gain. However, with these conventional task allocations, the UAVs often hold different sensory data and cannot form virtual multi-antenna system for efficient collaborative transmission.

Motivated by the above, a multi-UAV cooperative S&T mechanism with replicated task allocation is proposed in this work. Specifically, in the proposed scheme, part of the mission (termed *common task*) is repetitively allocated to all the UAVs. In this way, the UAVs can form a virtual multiple-input and single-output (MISO) system [30] *without* extra data sharing and cooperatively transmit this part of sensory data to the BS, as shown in Fig. 1. To the best of our knowledge, this work is among the first to reveal the benefits of replicated sensing task allocation for multi-UAV cooperative S&T systems. To minimize the mission completion time, the task allocation and transmit power of the proposed scheme are jointly optimized under energy budget constraints. Nevertheless, solving the considered problem is highly non-trivial. First, to increase the transmission rate, one may increase the portion of the common

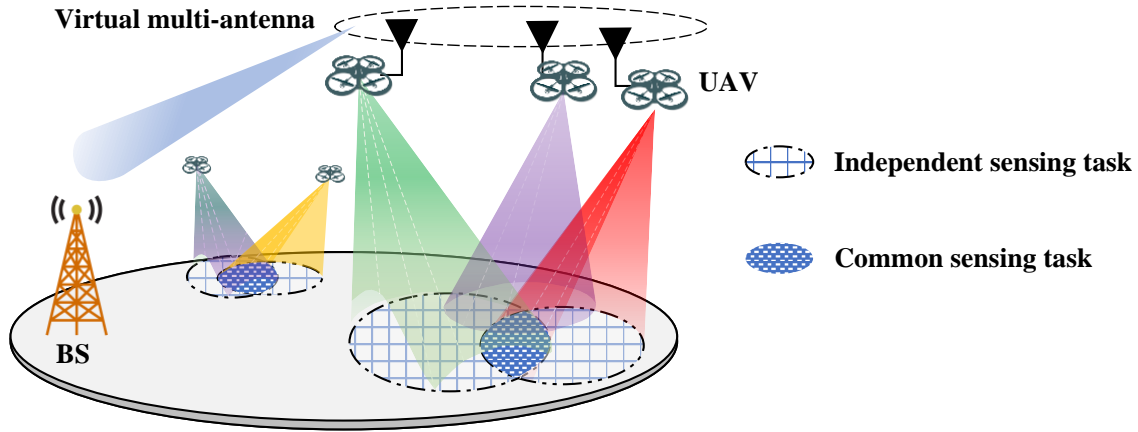


Fig. 1. The scenario of multi-UAV performing sensing tasks.

task to promote cooperative transmission, which however, may unfavorably increase the total workload (e.g., sensing time) and energy consumption [31]. This implies a fundamental trade-off between sensing time and transmission time, and hence the portion of the common task needs to be optimized properly. Furthermore, task assignment/association and transmit power allocation are tightly coupled and lead to non-convex constraints. In addition, due to the information-causality constraint of sensory data, the objective function has a complicated multi-level nesting structure. To overcome the above technical challenges, a necessary condition for multi-UAV replicated sensing is analyzed. For the general cases of replicated sensing, the considered problem is transformed into a monotonic optimization (MO) and is solved by the generic Polyblock algorithm. To efficiently evaluate the mission completion time in each iteration of the Polyblock algorithm, new auxiliary variables are introduced to decouple the sophisticated joint optimization of transmission time and power. While for the degenerated case of non-replicated sensing, an efficient double-loop binary search algorithm is proposed to optimally solve the considered problem and the closed-form expression of the optimal transmission time is derived.

The main contributions of this work are summarized as follows:

- We propose a novel multi-UAV cooperative S&T scheme to minimize the mission completion time. This scheme reveals the potential benefits of replicated sensing for multi-UAV cooperative transmission, which implies an important insight into sensing-assisted communication and provides more flexibility for balancing sensing and communication in multi-UAV cooperative S&T schemes.
- To solve this problem, we derive a necessary condition for replicated sensing. For the

general replicated sensing cases, the considered problem is transformed into an MO problem, where the transmit power is optimally obtained by introducing new auxiliary variables and decoupling the transmit time and power. For the degenerated case of non-replicated sensing, the optimal transmission time for a given task allocation is derived in closed-form, and a double-loop binary search algorithm is proposed to optimally solve the considered problem.

- Finally, through simulations, it is observed that the UAVs tend to raise the portion of the common task when the sensing data acquisition time is short and the energy budget is high, and also that the proposed scheme can significantly reduce the overall mission completion time.

The rest of this paper is organized as follows. In Section II, the problem formulation and system model are presented. In Section III, a necessary condition of replicated sensing and a sufficient condition of fully replicated sensing are analyzed. The proposed algorithms for the cooperative S&T scheme are developed in Section IV. In Section V, simulation results are presented. Finally, conclusions and future works are discussed in Section VI.

## II. PROBLEM FORMULATION AND SYSTEM MODEL

In this section, the proposed multi-UAV cooperative S&T scheme is presented first, followed by the formulation of the mission completion time minimization problem. Important notations and symbols used in this work are given in Table I.

TABLE I  
IMPORTANT NOTATIONS AND SYMBOLS.

Notation	Physical meaning
$T$	Total mission completion time
$p_m^c$	Transmit power of cooperative transmission
$p_m^n$	Transmit power of independent transmission
$h_m$	Channel power gain of UAV $m$
$T^c$	Cooperative transmission time
$T_m^n$	Independent transmission time of UAV $m$
$T_m^s$	Sensing time of UAV $m$
$\beta^s$	Total workload of the entire mission
$\omega_m$	Independent task ratio of UAV $m$
$\omega_0$	Repetitive/Common task ratio
$E_m$	Energy consumption of UAV $m$
$E$	Transmit energy budget

### A. System Model

A multi-UAV cooperative S&T system is investigated, as depicted in Fig. 1, where  $M$  UAVs, indexed by  $m \in \mathcal{M} = \{1, \dots, M\}$ , cooperatively perform a sensing mission. To reduce the mission completion time, the entire mission is divided into two parts: A common task and  $M$  independent tasks. The common task is repeatedly executed by all UAVs, i.e., replicated sensing task allocation, and the corresponding sensory data is transmitted to the BS through the virtual MISO technique [32], [33]. The common task accounts for the  $\omega_0$  portion of the entire mission.<sup>1</sup> The remaining  $(1 - \omega_0)$  portion of the entire mission is further divided into  $M$  independent tasks and allocated to  $M$  UAVs. The  $m$ th independent task constitutes  $\omega_m$  portion of the entire mission and will be transmitted by UAV  $m$  to the BS independently.

The proposed multi-UAV S&T scheme consists of a sensing phase and two transmission phases, as shown in Fig. 2. It is assumed that all UAVs start sensing simultaneously and the common task will be performed first. The independent transmission phase aims to deliver the data of the independent sensing tasks and begins right after the first UAV completes sensing. Time division multiple access (TDMA) is adopted in the proposed scheme and thus each UAV will start to transmit as long as its sensing tasks are completed and the channel is idle.<sup>2</sup> Note that as shown in Fig. 2, the sensing phase and the independent transmission phase may overlap. After delivering all the data of the independent sensing tasks, the UAVs begin to transmit the data of the common task cooperatively in the second transmission phase, by forming a virtual MISO. Generally, to reduce the mission completion time, the UAV with larger channel power gain tends to perform more tasks. Hence, it is assumed that the UAVs are indexed based on their channel power gains in our proposed scheme and the task allocation satisfies  $\omega_m \leq \omega_{m+1}$ ,  $\forall m \in \mathcal{M} \setminus \{M\}$ . With the aforementioned model, it is not difficult to verify that, the total mission completion time  $T$  of the proposed scheme is given by

$$T = \underbrace{\max \left( \max \left( \dots, T_{M-1}^s \right) + T_{M-1}^n, T_M^s \right)}_{\substack{M-1 \text{ nested} \\ \max(\cdot, \cdot)}} + T_M^n + T^c, \quad (1)$$

where  $T_m^s$  is the total *sensing time* of UAV  $m$  including both the independent and the common tasks,  $T_m^n$  is the *independent transmission time* of UAV  $m$  for delivering the data of its indepen-

<sup>1</sup>In this work, it is assumed that the mission can be divided continuously for ease of analysis [34], [35].

<sup>2</sup>In case of competing, the channel will be assigned to the UAV that finishes sensing earlier.

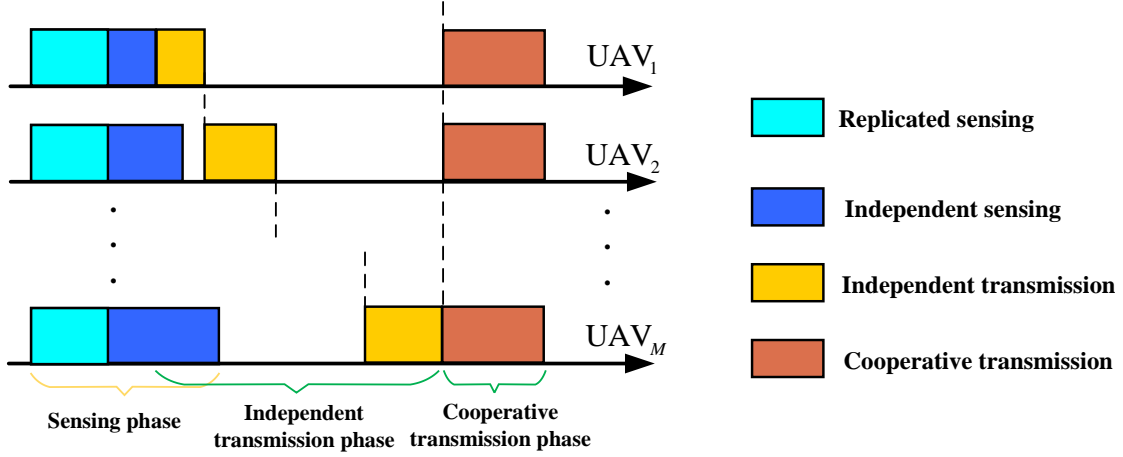


Fig. 2. Illustration of the proposed cooperative S&T scheme with replicated sensing.

dent tasks, and  $T^c$  is the *cooperative transmission time* of all UAVs for delivering the data of the common task.

In this work, it is assumed that the sensing time is generally proportional to the amount of tasks [24], and hence, the total sensing time of UAV  $m$  can be modeled as

$$T_m^s = (\omega_m + \omega_0) \beta^s, \quad (2)$$

where  $\beta^s$  represents the total required time (measured in seconds) of performing the entire mission by a single UAV, namely workload. The power gain of the wireless channel from UAV  $m$  to the BS is denoted by  $|h_m|^2$  [36]. When UAV  $m$  transmits independently, the corresponding SNR is given by  $p_m^n |h_m|^2 / \sigma^2$ , where  $p_m^n$  is the transmit power of UAV  $m$  for its independent tasks and  $\sigma^2$  is the variance of the channel noise. In the subsequent discussions, let  $\gamma_m = |h_m|^2 / \sigma^2$  for notation convenience. Hence, the independent transmission rate from UAV  $m$  to the BS can be expressed as [11]

$$r_m^n = B \log_2 (1 + p_m^n \gamma_m), \quad (3)$$

where  $B$  is the bandwidth. Accordingly, the time of transmitting 1-bit of sensory data from UAV  $m$  to the BS is given by

$$t_m^n = \frac{1}{B \log_2 (1 + p_m^n \gamma_m)}. \quad (4)$$

In this work, it is assumed that the amount of data is proportional to the number of tasks. Hence, it takes  $T_m^n = \omega_m C t_m^n$  seconds for UAV  $m$  to transmit the data of its independent sensing tasks,

where  $C$  represents the amount of sensory data of the entire mission. On the other hand, in the cooperative transmission phase, the data rate from  $M$  UAVs to the BS via virtual MISO is given by [37]–[39]

$$r^c = B \log_2 \left( 1 + \sum_{m=1}^M p_m^c \gamma_m \right), \quad (5)$$

where  $p_m^c$  is the transmit power of UAV  $m$  for cooperative transmission. The corresponding transmission time of 1-bit sensory data is given by

$$t^c = \frac{1}{B \log_2 \left( 1 + \sum_{m=1}^M p_m^c \gamma_m \right)}. \quad (6)$$

Hence, the cooperative transmission time is  $T^c = \omega_0 C t^c$ . The total energy consumption of UAV  $m$  in these two transmission phases is given by

$$E_m = \omega_0 C t^c p_m^c + \omega_m C t_m^n p_m^n. \quad (7)$$

### B. Problem Formulation

In this work, we aim to minimize the mission completion time by optimizing task allocation and transmit power. Mathematically, this problem can be formulated as follows:

$$(P1) : \quad \min_{\omega, \mathbf{p}^c, \mathbf{p}^n} T \quad (8a)$$

$$\text{s.t.} \quad 0 \leq E_m \leq \bar{E}, \forall m \in \mathcal{M}, \quad (8b)$$

$$\sum_{m=0}^M \omega_m = 1, \quad (8c)$$

$$0 \leq \omega_m \leq 1, \forall m \in \mathcal{M} \cup \{0\}, \quad (8d)$$

$$0 \leq p_m^c \leq p^{\max}, \forall m \in \mathcal{M}, \quad (8e)$$

$$0 \leq p_m^n \leq p^{\max}, \forall m \in \mathcal{M}. \quad (8f)$$

In (P1), vector  $\omega = \{\omega_m\}_{m=1}^M$  represents the task allocation ratios, vectors  $\mathbf{p}^n = \{p_m^n\}_{m=1}^M$  and  $\mathbf{p}^c = \{p_m^c\}_{m=1}^M$  denote the transmit power of the UAVs for the independent tasks and the common task, respectively, and  $p^{\max}$  is the maximum transmit power of the UAVs. Constraints in (8b) denote that the total transmit energy per UAV should not exceed  $\bar{E}$  [40], [41]. Constraint (8c) guarantees the completion of the entire mission. Solving (P1) optimally is highly non-trivial due to the non-convex constraints (8b), the coupled optimization variables, and the nested structure of the non-convex objective function (c.f. (1)). To tackle this issue, a necessary condition for

replicated sensing will be analyzed first, and based on which, (P1) can be solved efficiently as presented in the next section.

### III. CONDITIONS FOR REPLICATED SENSING

In this section, the necessary conditions for replicated sensing (i.e.,  $\omega_0 > 0$ ) and the sufficient conditions for the special case of fully replicated sensing (i.e.,  $\omega_0 = 1$ ) are analyzed to facilitate subsequent derivations of the optimal task and power allocations. To this end, the following lemma is useful to work around relevant technical difficulties caused by the nested structure of the objective function in (P1).

**Lemma 1:** Problem (P1) can be equivalently rewritten as:

$$(P1.1) : \min_{\omega, \mathbf{p}^n, \mathbf{p}^c} T_1^s + \sum_{m=1}^M T_m^n + T^c \quad (9a)$$

$$\text{s.t.} \quad (8b) - (8f),$$

$$T_m^{\max} + T_m^n \geq T_{m+1}^s, \forall m \in \mathcal{M} \setminus \{M\}, \quad (9b)$$

where  $T_1^{\max} = T_1^s$ ,  $T_m^{\max} = T_{m-1}^{\max} + T_m^n$  for  $m \in \mathcal{M} \setminus \{1\}$ , and  $T_m^{\max}$  represents the time instant when UAV  $m$  can start data transmission.

*Proof:* Please refer to Appendix A. ■

By Lemma 1, the nested structure in the original objective function is removed. However, it is still challenging to solve (P1.1), since the task allocation  $\omega$ , independent transmit power  $\mathbf{p}^n$ , and cooperative transmit power  $\mathbf{p}^c$  in (P1.1) are coupled in the non-convex constraints (8b). To overcome this difficulty, the relation between the optimal independent transmit power  $p_m^n$  and the optimal cooperative transmit power  $p_m^c$  is derived below.

**Proposition 1:** At the optimal solution of (P1), if the common task ratio  $\omega_0^* > 0$ , the following condition holds:

$$p_m^n = \begin{cases} \min \left( \frac{\sum_{m=1}^M p_m^c \gamma_m}{\gamma_m}, p^{\max} \right), & m = M \\ \min \left( \frac{\sum_{m=1}^M p_m^c \gamma_m}{\gamma_m}, \min(\bar{p}_m^n, p^{\max}) \right), & \text{otherwise} \end{cases}, \quad (10)$$

where  $\bar{p}_m^n = \frac{1}{\gamma_m} \left( 2^{\frac{C\omega_m}{B(T_{m+1}^s - T_m^{\max})}} - 1 \right)$ ,  $m \in \mathcal{M} \setminus \{M\}$ .

*Proof:* Please refer to Appendix B. ■

By Proposition 1, the relationship between the transmission times of the common task and the independent tasks can be derived.

**Corollary 1:** At the optimal solution of (P1), if the common task ratio  $\omega_0^* > 0$ , the optimal transmission time satisfies  $t^{c*} \leq t_m^{n*}, \forall m \in \mathcal{M}$ .

*Proof:* Please refer to Appendix C. ■

Corollary 1 indicates that if the optimal common task ratio  $\omega_0^* > 0$ , the cooperative transmission time of 1-bit sensory data is always less than that of the independent transmission time. Based on Corollary 1, a necessary condition for replicated sensing is further derived for problem analysis as follows.

**Proposition 2:** The necessary condition for replicated sensing (i.e.,  $\omega_0 > 0$ ) is  $x > p^{\max} \gamma_M$ , where  $x$  can be obtained via binary search for the following equation.

$$\frac{Cx}{B \log_2(1+x)} = \bar{E} \sum_{m=1}^M \gamma_m. \quad (11)$$

*Proof:* Please refer to Appendix D. ■

**Remark 1:** By Proposition 2, if the solution  $x$  of (11) satisfies  $x \leq p^{\max} \gamma_M$ , it is not necessary to conduct replicated sensing. In this case, (P1.1) reduces to an optimization problem with only  $\omega$  and  $p^n$ . Moreover, Proposition 2 indicates that, when the energy budget  $\bar{E}$  is sufficiently large and the amount of sensing tasks  $C$  is relatively small, the UAVs tend to cooperate, so as to reduce the mission completion time. Otherwise, they tend to perform tasks independently.

Although replicated sensing enables faster cooperative transmission of sensory data, it increases the overall sensing workload of the UAVs and thus the corresponding sensing time. This implies a fundamental trade-off between the sensing time and the transmission time. Therefore, the workload  $\beta^s$  is an important factor in determining the necessity of replicated sensing in the proposed multi-UAV S&T scheme. In particular, the following result holds.

**Proposition 3:** If  $\beta^s \rightarrow 0$ , the optimal cooperative task ratio  $\omega_0^* = 1$ ; if  $\beta^s \rightarrow \infty$ , the optimal cooperative task ratio  $\omega_0^* = 0$ .

*Proof:* Please refer to Appendix E. ■

Actually, Proposition 3 is quite intuitive. If the workload  $\beta^s$  is negligible, the replicated sensing is more time-efficient due to cooperative transmission, and thus fully replicated sensing, i.e.,  $\omega_0^* = 1$ , is optimal. On the other extreme that  $\beta^s \rightarrow \infty$ , independent sensing ( $\omega_0 = 0$ ) is preferred to improve the efficiency of sensing.

#### IV. OPTIMAL SENSING AND TRANSMISSION

The algorithms for solving (P1) are developed in this section, by exploiting the analytical results in Section III. In particular, Proposition 2 will be used to check if replicated sensing is needed. For the general cases where the necessary condition (11) holds, an MO-based algorithm is proposed. While for the degenerated case where (11) does not hold, it follows that  $\omega_0 = 0$  and an efficient double-loop search algorithm is proposed.

##### A. General Cases

Some preliminaries about MO are presented first to streamline the subsequent discussions [42], [43].

**Definition 1: (Conormal):** A set  $\mathcal{H} \subset \mathbb{R}_+^N$  is conormal if  $\mathbf{x} \in \mathcal{H}$  and  $\mathbf{x}' \succeq \mathbf{x}$  implies  $\mathbf{x}' \in \mathcal{H}$ . Here,  $\mathbf{x}' \succeq \mathbf{x}$  means that  $\mathbf{x}'$  is component-wise no less than  $\mathbf{x}$ .

**Definition 2: (Monotonic optimization):** An optimization problem can be transformed to an MO if it can be written as

$$\begin{aligned} \max_{\mathbf{x}} \quad & g(\mathbf{x}), \\ \text{s.t.} \quad & \mathbf{x} \in \mathcal{H}, \end{aligned} \tag{12}$$

where  $\mathcal{H} \subset \mathbb{R}_+^N$  is a non-empty conormal set and  $g(\mathbf{x})$  is decreasing over  $\mathbb{R}_+^N$ .

**Definition 3: (Box):** Let  $\mathbf{y}, \mathbf{z} \in \mathbb{R}_+^N$  and  $\mathbf{z} \succeq \mathbf{y}$ . The hyper-rectangle determined by  $\mathbf{y}$  and  $\mathbf{z}$  is called a box in  $\mathbb{R}_+^N$ , i.e.,  $[\mathbf{y}, \mathbf{z}] = \prod_{n=1}^N [y_n, z_n]$ , where  $[y_n, z_n]$  is the  $n$ th dimension of the box. The points  $\mathbf{y}$  and  $\mathbf{z}$  are called the lower bound vertex and the upper bound vertex, respectively.

**Definition 4: (Copolyblock):** A set  $\mathcal{Q} \subset \mathbb{R}_+^N$  is called a copolyblock if it is a union of a finite number of boxes  $[\mathbf{y}, \mathbf{b}]$ , where  $\mathbf{y} \in \mathcal{V}$ , i.e.,  $\mathcal{Q} = \cup_{\mathbf{y} \in \mathcal{V}} [\mathbf{y}, \mathbf{b}]$ . Clearly, Polyblock is a normal set.

**Definition 5: (Projection):** Given any non-empty normal set  $\mathcal{H} \in \mathbb{R}_+^N$  and any box  $[\mathbf{y}, \mathbf{z}]$ ,  $\Phi(\mathbf{y})$  is the projection of  $\mathbf{z}$  onto the boundary of  $\mathcal{H}$ ,  $\Phi(\mathbf{y}) = \mathbf{y} + \lambda(\mathbf{z} - \mathbf{y})$ , where  $\lambda = \max\{\mu | (\mathbf{y} + \mu(\mathbf{z} - \mathbf{y})) \in \mathcal{H}\}$  and  $\mu \in \mathbb{R}_+$ .

**Proposition 4:** Problem (P1.1) is an MO (c.f. Definition 2).

*Proof:* The objective function of (P1.1) increases monotonically in  $\omega$ , since both the sensing time  $\{T_m^s\}_{m=1}^M$  and the transmission time  $\{T_m^n\}_{m=1}^M$ , increase monotonically with  $\omega$ . ■

Based on Proposition 4, (P1.1) can be solved using the Polyblock algorithm [43]. Specifically, in the  $r$ th iteration of the Polyblock algorithm, the vector  $\omega^{(r)} = [\omega_0^{(r)}, \dots, \omega_M^{(r)}]$  corresponding

to the minimum mission completion time is selected, and then its projection point  $\Phi(\omega^{(r)}) = [\Phi_1(\omega^{(r)}), \dots, \Phi_{M+1}(\omega^{(r)})]$  can be calculated. The  $m$ th coordinate  $\Phi_m(\omega^{(r)})$  of the projection point is given by

$$\Phi_m(\omega^{(r)}) = (\bar{\omega}_m - \omega_m^{(r)}) \frac{1 - \sum_{m=1}^M \bar{\omega}_m}{\bar{\omega}_m - \omega_m^{(r)}} + \omega_m^{(r)}, \quad (13)$$

where  $\bar{\omega}_m$  denotes the upper bound of the independent task ratio of UAV  $m$ . After each iteration, a smaller copolyblock  $\mathcal{Q}^{(r+1)}$  can be constructed by replacing the vertices  $\omega^{(r)}$  with the newly generated vectors in copolyblock  $\mathcal{Q}^{(r)}$ . Note that, to find the mission completion time corresponding to each possible allocation vector  $\omega$  in the iterations of the Polyblock algorithm, one needs to solve the following sub-problem:

$$(P2): \min_{t^n, p^c, t^c} T_1^s + C \sum_{m=1}^M \omega_m t_m^n + C \omega_0 t^c \quad (14a)$$

$$\text{s.t.} \quad (8e),$$

$$C \omega_m t_m^n \frac{(2^{\frac{1}{B t_m^n}} - 1)}{\gamma_m} + C \omega_0 p_m^c t^c \leq \bar{E}, \forall m \in \mathcal{M}, \quad (14b)$$

$$\omega_1 \beta^s + C \sum_{i=1}^m \omega_i t_i^n \geq T_{m+1}^s, \forall m \in \mathcal{M} \setminus \{M\}, \quad (14c)$$

$$0 \leq t_m^n \leq t_{m,\min}^n, \forall m \in \mathcal{M}, \quad (14d)$$

$$0 \leq t^c \leq t_{\min}^c, \quad (14e)$$

where  $t^n = \{t_m^n\}_{m=1}^M$  is a compact representation of the independent transmission times of 1-bit sensory data,  $t_{m,\min}^n = \frac{1}{B \log_2(1 + p^{\max} \gamma_m)}$ , and  $t_{\min}^c = \frac{1}{B \log_2(1 + \sum_{m=1}^M p^{\max} \gamma_m)}$ . To resolve the non-convex constraints (14b) and (14c) in (P2), new auxiliary variables  $\{E_m^c\}$ , which represents the energy budget of cooperative transmission, are introduced to decouple the cooperative transmit power  $p_m^c$  and transmission time  $t^c$ . As such, (P2) can be equivalently written as

$$(P2.1): \min_{t^n, p^c, t^c, \{E_m^c\}} T_1^s + C \sum_{m=1}^M \omega_m t_m^n + C \omega_0 t^c \quad (15a)$$

$$\text{s.t.} \quad (8e), (14c) - (14e),$$

$$C \omega_m t_m^n \frac{(2^{\frac{1}{B t_m^n}} - 1)}{\gamma_m} + E_m^c \leq \bar{E}, \forall m \in \mathcal{M}, \quad (15b)$$

$$C \omega_0 p_m^c t^c \leq E_m^c, \forall m \in \mathcal{M}, \quad (15c)$$

$$0 \leq E_m^c \leq \bar{E}. \quad (15d)$$

It can be readily proved that  $t_m^n (2^{\frac{1}{Bt_m^n}} - 1)$  is convex about  $t_m^n$  for  $t_m^n \geq 0$ . Although the constraints in (15c) are still non-convex, they can be transformed into a form only related to  $t^c$  according to the definition in (6). Specifically, multiplying both sides of (8b) with  $\gamma_m$  and accumulating these energy consumption constraints yield

$$C\omega_0 t^c (2^{\frac{1}{Bt^c}} - 1) \leq \sum_{m=1}^M E_m^c \gamma_m. \quad (16)$$

Furthermore, plugging (6) into (15c) leads to the following equivalent form of (P2.1)

$$(P2.2) : \quad \min_{t^n, t^c, \{E_m^c\}} T_1^s + C \sum_{m=1}^M \omega_m t_m^n + C\omega_0 t^c \quad (17)$$

$$\text{s.t.} \quad (14c) - (14e), (15b), (15d),$$

$$C\omega_0 t^c (2^{\frac{1}{Bt^c}} - 1) \leq \sum_{m=1}^M E_m^c \gamma_m, \quad (17a)$$

$$\omega_0 C t^c p^{\max} \geq E_m^c, \forall m \in \mathcal{M}, \quad (17b)$$

where constraint (17b) ensures that a unique optimal transmit power  $p_m^c$  can be recovered based on the obtained optimal solution of (P2.2), i.e.,  $p_m^c = \frac{E_m^c}{C\omega_0 t^c}$ , which is also feasible for (P2.1) (and hence (P2)). On the other hand, it can be readily proved that the optimal solution of (P2.1) satisfies the constraints in (P2.2). Therefore, the minimum mission completion time under any given task allocation can be obtained by only finding the optimal transmission times  $\{t_m^n\}$  and  $t^c$ , thus reducing the algorithm complexity.

With the above discussions, (P1.1) can be solved via **Algorithm 1** as follows. In the outer loop, a feasible task allocation vertex  $\{\omega_m\}_{m=0}^M$  is obtained via point projection (c.f. **Definition 5**) while generating a smaller copolyblock. For each  $\{\omega_m\}_{m=0}^M$  in the outer loop, the corresponding optimal transmission times  $\{t_m^n\}$  and  $t^c$  are obtained by solving (P2.2) via the standard convex optimization solvers [44].

### B. Degenerated Cases

In the degenerated case (i.e.,  $\omega_0 = 0$ ), (P1.1) reduces to

$$(P3) : \quad \min_{\omega, p^n} \omega_1 \beta^s + \sum_{m=1}^M T_m^n \quad (18a)$$

$$\text{s.t.} \quad (8f), (9b),$$

$$\frac{\omega_m C p_m^n}{B \log_2 (1 + p_m^n \gamma_m)} \leq \bar{E}, \forall m \in \mathcal{M}, \quad (18b)$$

---

**Algorithm 1** Monotonic Optimization-Based Algorithm

---

- 1: Set  $r = 0$ ,  $\bar{\omega}_m = \min\left(1, \frac{1}{M+1-m}\right)$  and  $\omega_m^{(r)} = 0$ , put vector  $\omega$  into vertex set  $\mathcal{W}^{(r)}$ , and construct copolyblock  $\mathcal{Q}^{(r)}$  based on  $\mathcal{W}^{(r)}$ .
  - 2: Let  $\text{CBV}^{(r)} = \infty$  and set the convergence accuracy as  $\epsilon$ .
  - 3: **while**  $\frac{|\text{CBV}^{(r)} - \underline{T}^{(r)}|}{\text{CBV}^{(r-1)}} > \epsilon$  **do**
  - 4:   Select the vertex  $\omega^{(r)}$  with the minimum mission completion time from vertex set  $\mathcal{W}^{(r)}$ . Calculate projection point  $\Phi(\omega^{(r)})$  according to (13).
  - 5:   Obtain  $\text{CBV}^{(r+1)} = T(\Phi(\omega^{(r)}))$  by solving (P2.2) by CVX, where  $T(\Phi(\omega^{(r)}))$  is the mission completion time under task allocation  $\Phi(\omega^{(r)})$ .
  - 6:   Construct a smaller copolyblock  $\mathcal{Q}^{(r+1)}$  by replacing vertices  $\omega^{(r)}$  in  $\mathcal{W}^{(r)}$ .
  - 7:   Find vertex  $\omega^{(r+1)} = \arg \min_{\omega \in \mathcal{W}^{(r+1)}} \{T(\omega)\}$ , and the lower bound of task completion is  $\underline{T}^{(r+1)} = T(\omega^{(r+1)})$ .
  - 8:    $r = r + 1$ .
  - 9: **end while**
  - 10: Recover cooperatively transmit power, i.e.,  $p_m^c = \frac{E_m^c}{C\omega_0 t^c}$ .
- 

$$\sum_{m=1}^M \omega_m = 1, \quad (18c)$$

$$0 \leq \omega_m \leq 1, \forall m \in \mathcal{M}, \quad (18d)$$

where with a slight abuse of notation,  $\omega = \{\omega_m\}_{m=1}^M$  is used to represent the task allocation in the degenerated case with after dropping  $\omega_0$ . To solve this non-convex problem (P3), the following result is useful.

**Lemma 2:** Problem (P3) can be equivalently transformed to the following problem:

$$(P3.1) : \min_{\omega} T_1^s + \sum_{m=1}^M C\omega_m \tau_m(\omega_m) \quad (19a)$$

$$\text{s.t.} \quad (18c), (18d),$$

$$T_{m+1}^s - T_m^{\max} \leq C\omega_m \tau_m(\omega_m), \forall m \in \mathcal{M} \setminus \{1\}. \quad (19b)$$

In (P3.1),  $\tau_m(\omega_m)$  represents the optimal transmission time of 1-bit sensory data under the energy budget constraints and is given by

$$\tau_m(\omega_m) = \begin{cases} \frac{-\ln 2}{B(W_{-1}(-A_m \omega_m e^{-A_m \omega_m}) + A_m \omega_m)}, & \omega_m \geq \hat{\omega}_m \\ \frac{1}{B \log_2(1 + p^{\max} \gamma_m)}, & \omega_m < \hat{\omega}_m \end{cases}, \quad (20)$$

where  $A_m = \frac{C \ln 2}{B \gamma_m \bar{E}}$ ,  $\hat{\omega}_m = \frac{B \log_2(1 + p^{\max} \gamma_m) \bar{E}}{p^{\max} C}$ , and  $W_{-1}(\cdot)$  is the Lambert-W function [45].

*Proof:* Please refer to Appendix F. ■

By Lemma 2, (P3) is converted into a single-variable optimization about task allocation  $\omega$ . However, the resulting problem (P3.1) is still non-convex due to the non-convex constraint

(19b). To tackle (P3.1), an efficient algorithm is proposed by exploiting its inherent monotonic properties.

**Lemma 3:** At the optimal solution of (P3.1), for UAV  $m \in \mathcal{M} \setminus \{M\}$ , one of the following conditions holds:

- $T_{m+1}^s - T_m^{\max} = C\omega_m^* \tau_m(\omega_m^*)$  and  $\frac{\partial \mathcal{T}(\omega_m)}{\partial \omega_m}|_{\omega_m^*} \geq \frac{\partial \mathcal{T}(\omega_m)}{\partial \omega_{m+1}}|_{\omega_{m+1}^*}$ ;
- $T_{m+1}^s - T_m^{\max} < C\omega_m^* \tau_m(\omega_m^*)$  and  $\frac{\partial \mathcal{T}(\omega_m)}{\partial \omega_m}|_{\omega_m^*} = \frac{\partial \mathcal{T}(\omega_m)}{\partial \omega_{m+1}}|_{\omega_{m+1}^*}$ ,

where  $\{\omega_m^*\}$  is the optimal task allocation of UAV  $m$ ,  $\mathcal{T}(\omega_m) = T_1^s + \sum_{m=1}^M C\omega_m \tau_m(\omega_m)$ ,  $\frac{\partial \mathcal{T}(\omega_1)}{\partial \omega_1} = \beta^s + \frac{-W_{-1}(x_1 e^{x_1})}{(W_{-1}(x_1 e^{x_1}) - x_1)(1 + W_{-1}(x_1 e^{x_1}))}$ ,  $\frac{\partial \mathcal{T}(\omega_m)}{\partial \omega_m} = \frac{-W_{-1}(x_m e^{x_m})}{(W_{-1}(x_m e^{x_m}) - x_m)(1 + W_{-1}(x_m e^{x_m}))}$  for  $m > 1$ , and  $x_m = -\frac{C\omega_m \ln 2}{B\gamma_m E}$ .

*Proof:* Please refer to Appendix G. ■

According to Lemma 3, the optimal task allocation  $\omega$  of (P3.1) could be obtained by comparing the sensing/transmission time  $\mathcal{T}(\omega_m)$  and its corresponding derivative with respect to (w.r.t)  $\omega_m$  of different UAVs. To further facilitate the search of the optimal task allocation, the following result is useful.

**Proposition 5:** When  $\omega_1$  increases, the task ratios of other UAVs  $\{\omega_m\}_{m=2}^M$  admitting Lemma 3 will increase, and the corresponding mission completion time will also increase monotonically with  $\omega_1$ .

*Proof:* Please refer to Appendix H. ■

Proposition 5 implies that, (P3.1) can be solved via a double-loop binary search as in **Algorithm 2**. Specifically, in the outer loop, a binary search of  $\omega_1$  is conducted over the interval  $[0, \frac{1}{M}]$ . For each  $\omega_1$  found in the outer loop, the corresponding optimal mission completion time  $T$  can be obtained by searching the optimal task allocation based on Lemma 3 in the inner loop, so as to check whether condition (18c) in (P3.1) is satisfied.

To solve the equation  $\frac{\partial \mathcal{T}(\omega_m)}{\partial \omega_m}|_{\omega_m^*} = \frac{\partial \mathcal{T}(\omega_m)}{\partial \omega_{m+1}}|_{\omega_{m+1}^*}$  more efficiently, the relationship among the optimal task ratios of the UAVs is analyzed.

**Proposition 6:** If there exists an optimal solution of (P3.1) in the vector set  $\mathcal{P} = \{\omega | \omega_m > \hat{\omega}_m, T_{m+1}^s - T_m^{\max} \leq T_m^n, \forall m\}$ , the following conditions hold:

$$\frac{\omega_m}{\gamma_m} = \frac{\omega_{m'}}{\gamma_{m'}}. \quad (21)$$

*Proof:* Please refer to Appendix I. ■

**Remark 2:** Proposition 6 provides an intuitive task allocation principle, i.e., more tasks tend to be allocated to UAVs with better channels. The main reason is that with the same energy

budget and the amount of sensing tasks, the transmission time of the UAV with a better channel is lower than that with a worse channel.

---

**Algorithm 2** Double-Loop Binary Search Algorithm
 

---

```

1: Input channel gain  $\{\gamma_m\}$ , sensing task parameter  $C$  and  $T_s$ .
2: Initialize  $r = 1$ ,  $\bar{\omega}_1 = \frac{1}{M}$ , and  $\underline{\omega}_1 = 0$ .
3: while  $|\bar{\omega}_1 - \underline{\omega}_1| \geq \varepsilon$  do
4:    $\omega_1^{(r)} = \frac{\bar{\omega}_1 + \underline{\omega}_1}{2}$ .
5:   for  $m = 1 : M - 1$  do
6:     Calculate  $\omega_m^{(r)}$  by solving the equation  $T_{m+1}^s - T_m^{\max} = \omega_m \tau_m(\omega_m)$  for  $m \in \{2, \dots, M-1\}$ , or  $T_2^s - T_1^s = \omega_1 T_1(\omega_1)$ .
7:     Let  $T = \omega_m \tau_m(\omega_m)$  for  $m \in \{2, \dots, M-1\}$ , and  $T = T_m^s + \omega_m \tau_m(\omega_m)$  for  $m = 1$  according to (20).
8:     if  $T_{m+1}^s - T_m^{\max} \leq T_m^n$  then
9:       Calculate  $\omega_m^{(r)}$  based on Proposition 6.
10:    end if
11:  end for
12:  if  $\sum_{m=1}^M \omega_m > 1$  then
13:     $\bar{\omega}_1 = \omega_1^{(r)}$ .
14:  else
15:     $\underline{\omega}_1 = \omega_1^{(r)}$ .
16:  end if
17:   $r = r + 1$ .
18: end while

```

---

### C. Computational Complexity Analysis

In this subsection, the complexity of the proposed S&T scheme is analyzed. Specifically, the proposed scheme consists of three parts: the necessity check for replicated sensing, the MO-based algorithm, and the double-loop binary search algorithm. The complexity of verifying the necessity for replicated sensing is  $\mathcal{O}(1)$ . The main complexity of the MO-based algorithm comes from solving (P2.2), i.e., step 5. In this step, the complexity of computing the optimal mission completion time is  $\mathcal{O}((2M+1)^{3.5})$  [46], where  $2M+1$  stands for the number of variables. Therefore, the total complexity of the MO-based algorithm is  $\mathcal{O}(L_{outer}(M(2M+1)^{3.5}))$ , where  $L_{outer}$  denotes the number of outer loop iterations required for convergence. The complexity of the double-loop binary search algorithm is  $\mathcal{O}((\log_2(n))^2)$ . Hence, the complexity of the overall procedure is  $\mathcal{O}(L_{outer}(M(2M+1)^{3.5}) + (\log_2(n))^2)$ .

## V. SIMULATION RESULTS

In this section, simulation results are provided to evaluate the performance of the proposed scheme. Unless otherwise stated, the simulation parameters are set as follows. The maximum

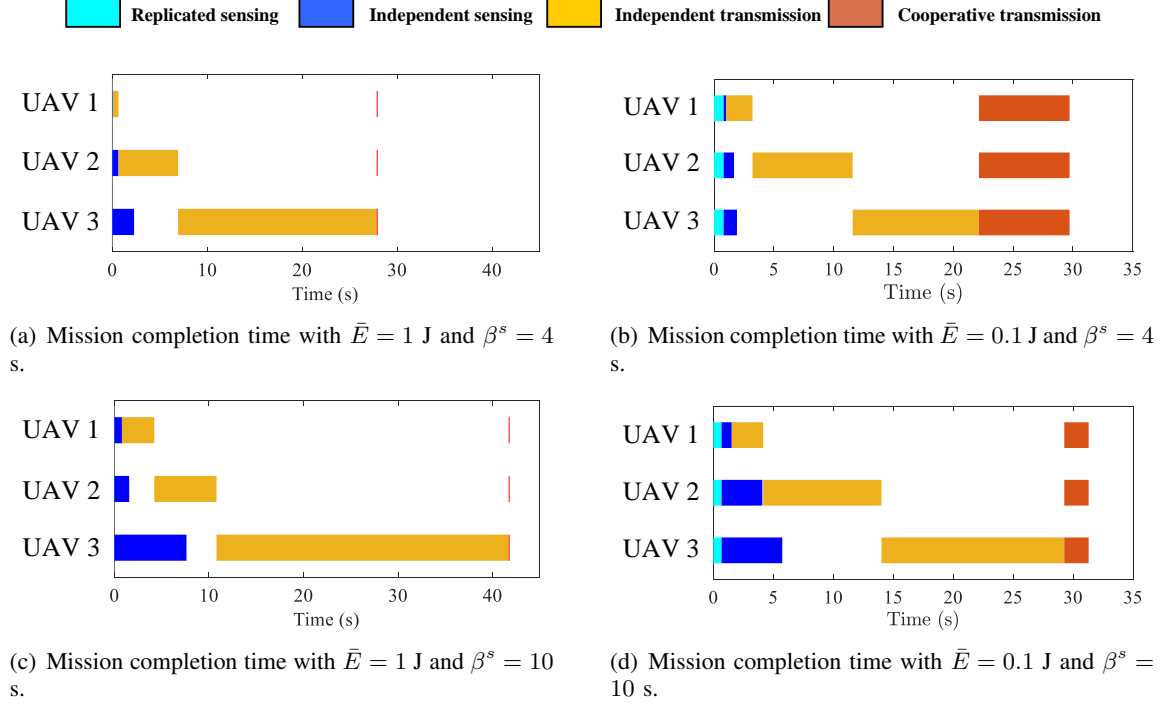


Fig. 3. Illustration of mission completion time of the UAVs.

transmit power and the energy budget are set to  $p^{\max} = 10$  mW and  $\bar{E} = 1$  J, respectively. In addition, the total workload  $\beta^s = 2$  s, and the amount of sensory data  $C = 20$  Mbits. The bandwidth is set to  $B = 100$  kHz, the number of UAVs  $M = 3$ , and  $\{\gamma_1, \gamma_2, \gamma_3\}$  of these UAVs are set to  $\{9 \times 10^3, 1.2 \times 10^4, 1.5 \times 10^4\}$ . Besides, the following baselines are considered for comparison:

- **Uniform task allocation without cooperation (UTA-WC):** The entire mission is equally divided into  $M$  parts, i.e.,  $\omega_m = \frac{1}{M}$ ,  $\forall m \in \mathcal{M}$ , and the common task ratio is set to  $\omega_0 = 0$ .
- **Uniform task allocation with cooperation (UTA-C):** The entire mission is equally divided into  $M$  independent tasks and a common task with equal size, i.e.,  $\omega_m = \frac{1}{M+1}$ ,  $\forall m \in \mathcal{M} \cup \{0\}$ .
- **Full cooperation (Full-C):** Each UAV performs the entire mission, i.e.,  $\omega_m = 0$ ,  $\forall m \in \mathcal{M}$ , and  $\omega_0 = 1$ , and all UAVs cooperatively transmit the sensory data.
- **Optimal Allocation without cooperation (Opt-WC):** The UAVs take the optimal task allocation and power control without cooperative transmission, i.e.,  $\omega_0 = 0$ .

The optimal transmit power in the above benchmarks can be obtained by solving problem (P2.2) via CVX tools.

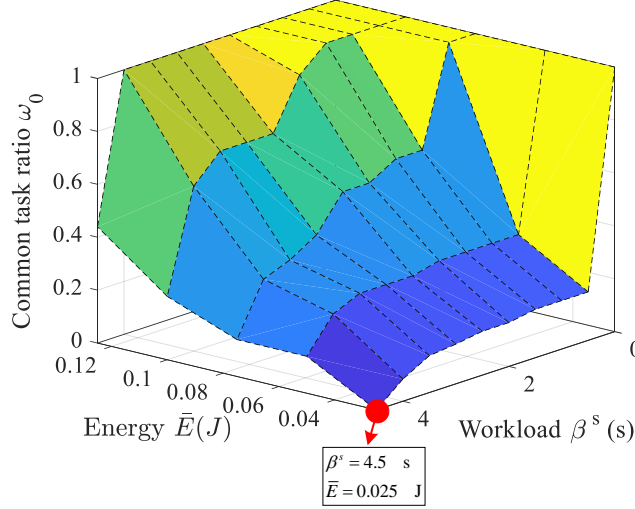


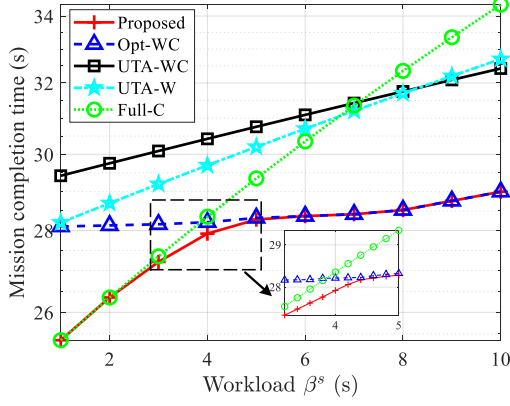
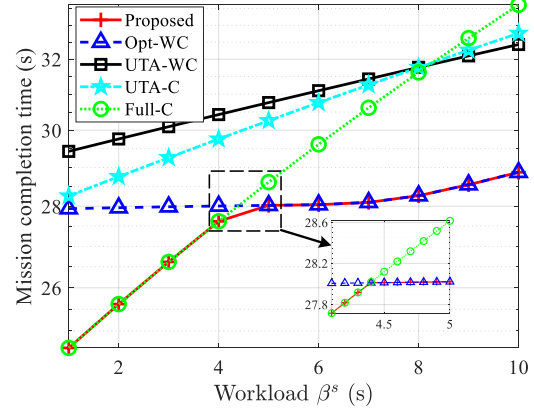
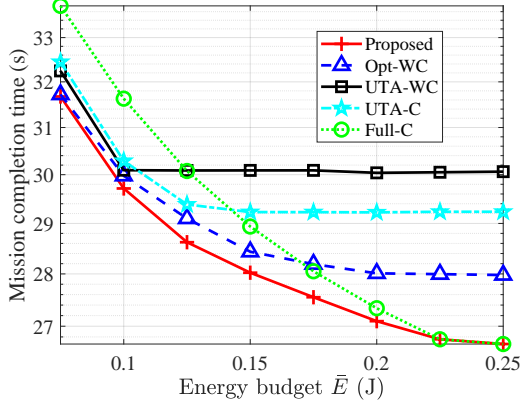
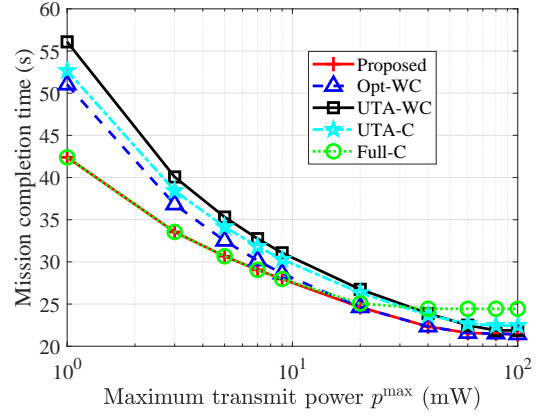
Fig. 4. The relationship among workload, energy, and common task ratio.

#### A. Illustration of the S&T Process

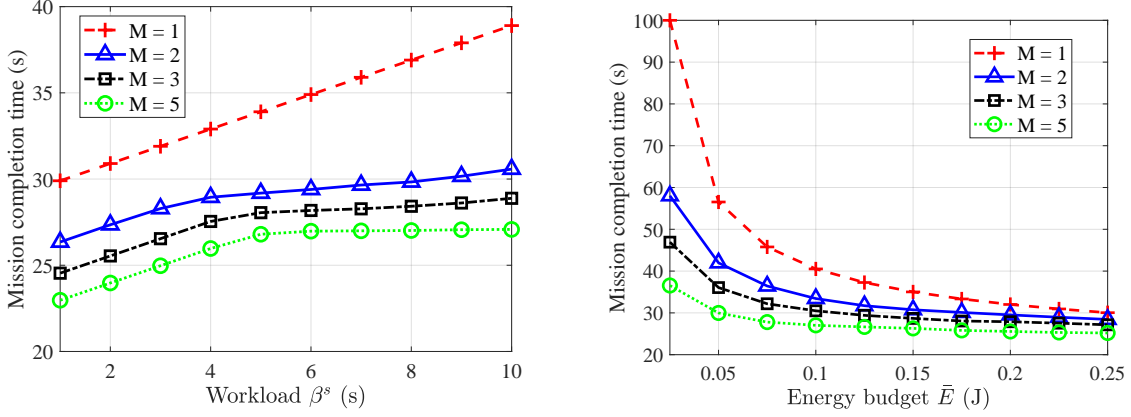
The S&T process of each UAV under the proposed scheme is illustrated in Fig. 3 for different workload  $\beta^s$  and energy budget  $\bar{E}$ , where the corresponding sensing time and transmission time are shown in the same color as in Fig. 2. It can be seen from Figs. 3(a) and 3(c) that when  $\bar{E}$  is sufficiently large, the optimal common task ratio  $\omega_0 = 0$ , which verifies the analysis in Proposition 2. In addition, it can be observed from Figs. 3(b) and 3(d) that, as  $\beta^s$  increases, the optimal common task ratio  $\omega_0$  also increases. The relationship among the common task ratio  $\omega_0$ , the workload  $\beta^s$ , and the energy budget  $\bar{E}$  is presented in Fig. 4. When the workload  $\beta^s$  approaches 0, the optimal  $\omega_0 = 1$ , which implies that each of the UAVs will perform the entire mission; this conforms well to the analysis in Proposition 3. Besides, it can be seen that the optimal common task ratio is higher when  $\beta^s$  is small and  $\bar{E}$  is large. Also, it can be observed that, there is no need to perform replicated sensing (i.e.,  $\omega_0 = 0$ ) when  $\beta^s$  exceeds 4.5 s and  $\bar{E}$  is below 0.025 J in the considered scenario.

#### B. Task Completion Time Versus Sensing Time

The mission completion time  $T$  achieved by different schemes are compared in Fig. 5 under different workload  $\beta^s$  and energy budget  $\bar{E}$ . Specifically, it can be seen that, the Opt-WC scheme and the Full-C scheme lead to 14.3% and 18.6% longer mission completion time as compared to the proposed scheme, respectively. Besides, it can be observed that the reduction of the mission completion time achieved by our proposed scheme over the Full-C scheme increases as the

(a)  $T$  versus workload  $\beta^s$  with  $\bar{E} = 0.2$  J.(b)  $T$  versus workload  $\beta^s$  with  $\bar{E} = 1$  J.Fig. 5. Mission completion time  $T$  comparison under different workloads  $\beta^s$  and energy budgets  $\bar{E}$ .(a)  $T$  versus  $\bar{E}$ .(b)  $T$  versus  $p^{\max}$ .Fig. 6. Mission completion time  $T$  comparison under different energy budget  $\bar{E}$  and transmit power  $p^{\max}$ .

workload  $\beta^s$  increases, while that over the Opt-WC scheme decreases as the workload increases. This is expected since replicated sensing is more beneficial when the time cost of acquiring sensory data (proportional to  $\beta^s$ ) is small; on the contrary, if the time cost of acquiring sensory data is high, the whole task execution time will inevitably increase even if the transmission time is reduced. This observation confirms well to our analysis in Proposition 3. The above results show that the proposed scheme can achieve good trade-off between sensing and communication: When the time cost of sensing is high (low), the UAVs tend to avoid (favor) replicated task allocation, and the proposed scheme operates similarly as the Opt-WC (Full-C) scheme.



(a) Mission completion time versus sensing time. (b) Mission completion time versus energy budget.  
Fig. 7. Mission completion time comparison under different numbers of UAVs.

### C. Task Completion Time Versus Transmit Power and Energy Budget

The mission completion time is compared in Fig. 6 for different energy budget  $\bar{E}$  and maximum transmit power  $p^{\max}$ . As shown in Fig. 6, under different energy budgets  $\bar{E}$  and different maximum transmit power  $p^{\max}$ , the Opt-WC scheme and the Full-C scheme lead to 20.4% and 14.1% longer mission completion time as compared to the proposed scheme, respectively. It is worth noting that, the mission completion time of our proposed method is similar to that of the Full-C scheme when the energy budget is large or the maximum transmit power is small; the mission completion time of our proposed method is similar to that of the Opt-WC scheme when the energy power is relatively limited or the maximum transmit power is sufficiently large. The main reason is that cooperative transmission is faster but at the cost of higher energy consumption (c.f. the analysis in Proposition 2). It can be found that for the proposed S&T scheme, replicated sensing is preferred when the maximum transmit power  $p^{\max}$  is relatively small under the given energy budget  $\bar{E}$ .

### D. Task Completion Time Versus UAV number

In Fig. 7(a), it can be seen that the mission completion time decreases when the number of UAVs increases. In addition, it can be observed that as compared to the single-UAV scenario ( $M=1$ ), the proposed algorithm under multi-UAV scenarios can bring a greater reduction of the mission completion time, especially when the workload is large. Moreover, Fig. 7(b) shows that under a smaller energy budget, the reduction in mission completion time is more pronounced

as the number of UAVs increases. The main reason is that when the energy budget is large, the mission completion time is mainly determined by the workload.

## VI. CONCLUSIONS AND FUTURE WORKS

In this paper, the mission completion time minimization problem for multi-UAV S&T systems is studied and a novel multi-UAV cooperative S&T scheme with replicated sensing is proposed. A necessary condition for replicated sensing is derived. For the cases of replicated sensing, an MO-based algorithm is proposed by decoupling the transmit time and power variables. For the degenerated case of non-replicated sensing, by deriving the optimal transmission time in closed-form, a double-loop binary search algorithm is proposed to find the optimal solution. Finally, simulation results demonstrate that our proposed scheme achieves a significantly shorter mission completion time over the benchmark schemes and that the common task ratio plays an important role in optimizing S&T time.

As to future works, studying the distributed framework of multi-UAV cooperative S&T is worthwhile. To achieve more flexible and efficient S&T service, group allocation for multi-UAV cooperative schemes also deserves further study.

## APPENDIX A: PROOF OF LEMMA 1

In the following, we first prove that at the optimal solution of (P1),  $T_1^s + T_1^n \geq T_2^s$  always holds by contradiction. It is assumed that there exists an optimal solution of (P1) which satisfies  $T_1^s + T_1^n < T_2^s$ , the corresponding task ratio and the energy consumption for independent transmission of UAV 1 (UAV 2) are denoted by  $\omega_1^*$  and  $E_1^*$  ( $\omega_2^*$  and  $E_2^*$ ), respectively. Since  $T_1^s + T_1^n < T_2^s$ , there always exists a variable  $\Delta\omega > 0$ , making the following condition holds:

$$\begin{cases} (\omega_1^* + \Delta\omega) \beta^s + (\omega_1^* + \Delta\omega) C t_1^{n*} = T_2^s \\ (\omega_1^* + \Delta\omega) C t_1^{n*} \left( 2^{\frac{1}{B t_1^{n*}}} - 1 \right) = E_1^* \end{cases}, \quad (22)$$

where  $t_1^{n*}$  is the optimal transmission time of UAV 1 with task ratio  $\omega_1^* + \Delta\omega$  under the energy consumption  $E_1^*$  for independent transmission. It can be readily proved  $t_1^{n*} > t_1^n$ . Accordingly, if  $\omega_1^*$  is increased by  $\Delta\omega$  and  $\omega_2^*$  is decreased by  $\Delta\omega$ , the transmission time of UAV 2 can be further reduced due to the decreased amount of tasks, thus reducing the total mission completion

time  $T$ . Therefore,  $T$  can be reduced by increasing  $\omega_1^*$  until  $T_1^s + T_1^n = T_2^s$ . In a similar way, we can readily prove that at the optimal solution of (P1), the following conditions hold:

$$T_m^{\max} + T_m^n \geq T_{m+1}^s, \forall m \in \mathcal{M} \setminus \{M\}, \quad (23)$$

where  $T_1^{\max} = T_1^s$  and  $T_m^{\max} = T_{m-1}^s + T_m^n$ . Then, (P1) can be rewritten as

$$(P1.1) : \quad \min_{\omega, \{p_m^c\}, \{p_m^n\}} T_1^s + \sum_{m=1}^M T_m^n + T^c, \quad (24)$$

$$\text{s.t.} \quad (8b) - (8f),$$

$$T_m^{\max} + T_m^n \geq T_{m+1}^s, \forall m \in \mathcal{M} \setminus \{M\}. \quad (24a)$$

## APPENDIX B: PROOF OF PROPOSITION 1

If the energy budget in (8b) satisfies strict inequality for UAV  $m$ ,  $p_m^c = p^{\max}$  and  $p_m^n = \min \left( \frac{1}{\gamma_m} 2^{\frac{C\omega_m}{B(T_{m+1}^s - T_m^{\max})}} - 1, p^{\max} \right)$ . Proposition 1 obviously holds. In the following, we will prove that Proposition 1 holds when there are parts of constraints in (8b) satisfying equality constraints. For ease of analysis, (9a) is ignored first to analyze the relationship between the objective function of (P1.1) and the independent transmit power  $p_m^n$  of UAV  $m$ . For given task allocation ratios  $\omega$ , when  $E_m = \bar{E}$ , multiplying both sides of constraint (8b) with  $\gamma_m$  yields

$$\frac{\omega_0 C p_m^c \gamma_m}{\log_2(1 + \sum_{m=1}^M p_m^c \gamma_m)} + \frac{\omega_m C p_m^n \gamma_m}{\log_2(1 + p_m^n \gamma_m)} = \hat{E}_m, \quad (25)$$

where  $\hat{E}_m = \bar{E} \gamma_m$ . If  $E_m < \bar{E}$ , there must exist a constant parameter  $\bar{E}_m$  making the following condition holds:

$$\frac{\omega_0 C p^{\max}}{\log_2 \left( 1 + \sum_{m=1}^M p_m^c \gamma_m \right)} + \frac{\omega_m C p^{\max}}{\log_2(1 + p^{\max} \gamma_m)} = \bar{E}_m, \quad (26)$$

Then, by accumulating the corresponding energy consumption of each UAV, the total energy consumption of all UAVs is given by

$$\frac{\omega_0 \sum_{m=1}^M p_m^c \gamma_m}{\log_2(1 + \sum_{m=1}^M p_m^c \gamma_m)} + \sum_{m=1}^M \frac{\omega_m p_m^n \gamma_m}{\log_2(1 + p_m^n \gamma_m)} = \sum_{m=1}^M \bar{E}_m. \quad (27)$$

Then, (27) can be transformed into

$$\frac{\sum_{m=1}^M \tilde{p}_m^c}{\log_2(1 + \sum_{m=1}^M \tilde{p}_m^c)} = \sum_{m=1}^M \tilde{E}_m - \sum_{m=1}^M \tilde{\omega}_m \frac{\tilde{p}_m^n}{\log_2(1 + \tilde{p}_m^n)}, \quad (28)$$

where  $\tilde{p}_m^c = p_m^c \gamma_m$ ,  $\tilde{p}_m^n = p_m^n \gamma_m$ ,  $\tilde{E}_m = \bar{E}_m / (\omega_0 C)$ , and  $\tilde{\omega}_m = \omega_m / \omega_0$ . In the following, we analyze the relationship between the mission completion time  $T$  and  $\tilde{p}_m^n$ , the relationship between  $T$  and  $p_m^n$  can be further obtained, Letting  $x = \frac{1}{\log_2(1 + \sum_{m=1}^M \tilde{p}_m^c)}$  and  $a = \sum_{m=1}^M \tilde{E}_m - \sum_{m=1}^M \tilde{\omega}_m \frac{\tilde{p}_m^n}{\log_2(1 + \tilde{p}_m^n)}$ , (28) is rewritten as

$$a(x) = x \left( 2^{\frac{1}{x}} - 1 \right). \quad (29)$$

By taking the differentiation on both sides of (29), we have

$$\frac{\partial x(a)}{\partial a} = \frac{1}{2^{\frac{1}{x}} \left( 1 - \frac{\ln 2}{x} \right) - 1}. \quad (30)$$

Define  $f(x) = \frac{1}{2^{\frac{1}{x}} \left( 1 - \frac{\ln 2}{x} \right) - 1}$ .  $f(x)$  is a monotonically increasing function about  $x$  since  $f'(x) \geq 0$ . In the following, it will be proved that at the optimal solution of (P1.1),  $x \leq \frac{1}{\log_2(1 + p_m^u \gamma_m)}$  by contradiction. Assume that there exists an optimal solution when  $x > \frac{1}{\log_2(1 + p_m^u \gamma_m)}$ ,  $m \in \mathcal{M}$ . If  $\bar{E}_m < \bar{E}$ , we have

$$\begin{aligned} \frac{\partial T}{\partial \tilde{p}_m^n} &= \frac{\partial x(a)}{\partial a} \frac{\partial a}{\partial \tilde{p}_m^n} + \tilde{\omega}_m \frac{\partial \left( \frac{1}{\log_2(1 + \tilde{p}_m^n)} \right)}{\partial \tilde{p}_m^n} \\ &= \frac{\tilde{\omega}_m}{1 - 2^{\frac{1}{x}} \left( 1 - \frac{\ln 2}{x} \right)} \frac{\partial \left( \frac{\tilde{p}_m^n}{\log_2(1 + \tilde{p}_m^n)} \right)}{\partial \tilde{p}_m^n} + \tilde{\omega}_m \frac{\partial \left( \frac{1}{\log_2(1 + \tilde{p}_m^n)} \right)}{\partial \tilde{p}_m^n} \\ &\stackrel{(b)}{\geq} \frac{\tilde{\omega}_m \frac{\partial \left( \frac{\tilde{p}_m^n}{\log_2(1 + \tilde{p}_m^n)} \right)}{\partial \tilde{p}_m^n}}{1 - (1 + \tilde{p}_m^n)(1 - \log_2(1 + \tilde{p}_m^n) \ln 2)} + \tilde{\omega}_m \frac{\partial \left( \frac{1}{\log_2(1 + \tilde{p}_m^n)} \right)}{\partial \tilde{p}_m^n} \\ &= \frac{\tilde{\omega}_m}{(1 + \tilde{p}_m^n) \log_2^2(1 + \tilde{p}_m^n) \ln 2} \left( \frac{(1 + \tilde{p}_m^n) \log_2(1 + \tilde{p}_m^n) \ln 2 - \tilde{p}_m^n}{1 - (1 + \tilde{p}_m^n)(1 - \log_2(1 + \tilde{p}_m^n) \ln 2)} - 1 \right) \\ &= 0. \end{aligned} \quad (31)$$

In (31), (b) holds since  $x \geq \frac{1}{\log_2(1 + p_m^u \gamma_m)}$ . Accordingly, the objective function of (P1.1) is an increasing function of  $\tilde{p}_m^n$  when  $x > \frac{1}{\log_2(1 + p_m^u \gamma_m)}$ . Hence, the mission completion time  $T$  can always be reduced by decreasing  $\tilde{p}_m^n$  until  $x = \frac{1}{\log_2(1 + p_m^u \gamma_m)}$ . Therefore, there is no optimal solution when  $x > \frac{1}{\log_2(1 + p_m^u \gamma_m)}$ ,  $m \in \mathcal{M}$ . Similarly, we can readily prove that  $\frac{\partial T}{\partial \tilde{p}_m^n} \leq 0$  when  $x < \frac{1}{\log_2(1 + p_m^u \gamma_m)}$ . Therefore,  $p_M^n = \min(\sum_{m=1}^M p_m^c \gamma_m, p^{\max})$ .

Considering the constraints in (9a),  $p_m^n \leq \bar{p}_m^n = \frac{2^{\frac{C\omega_m}{B(T_m^s + 1 - T_m^{\max})}} - 1}{\gamma_m}$ ,  $m \in \mathcal{M} \setminus \{M\}$ . By combing

the above results, the optimal transmit power  $p_m^n$  of UAV  $m$  can be given by

$$p_m^n = \begin{cases} \min(\sum_{m=1}^M p_m^c \gamma_m, p^{\max}), & m = M \\ \min(\sum_{m=1}^M p_m^c \gamma_m, \min(\bar{p}_m^n, p^{\max})), & \text{otherwise} \end{cases}. \quad (32)$$

#### APPENDIX C: PROOF OF COROLLARY 1

In the following, Corollary 1 will be proved for two composite cases.

- Case A: All constraints in (8b) satisfy with strict inequality;
- Case B: Parts of constraints or no constraints in (8b) satisfy with strict inequality;

First, for Case A, all constraints in (8b) satisfies with strict inequality at the optimal solution of (P1), if the energy budget constraint in (8b) satisfies strict inequality for UAV  $m$ , we have  $p_m^c = p^{\max}$  and  $p_m^n = p^{\max}$ . Since  $\sum_{m=1}^M p^{\max} \gamma_m \geq p^{\max} \gamma_m, \forall m \in \mathcal{M}$ , it follows that  $t^{c*} \leq t_m^{n*}$ . Corollary 1 obviously holds.

For Case B, according to proof of Proposition 1 in Appendix B, the objective function of (P1.1) is an increasing function of  $\tilde{p}_m^n$  when  $\frac{1}{\log_2(1+\sum_{m=1}^M \tilde{p}_m^c)} > \frac{1}{\log_2(1+p_m^u \gamma_m)}$ . Accordingly, at the optimal solution of (P1.1),  $\frac{1}{\log_2(1+\sum_{m=1}^M \tilde{p}_m^c)} \leq \frac{1}{\log_2(1+p_m^u \gamma_m)}, m \in \mathcal{M}$ . Therefore,  $t^{c*} \leq t_m^{n*}, \forall m \in \mathcal{M}$ . This completes the proof.

#### APPENDIX D: PROOF OF PROPOSITION 2

In the following, it will be proved that there is no need for replicated sensing if  $x \leq p^{\max} \gamma_M$  by contradiction. First, it will be proved that, the minimum total transmission time is achieved when  $\omega_0 = 1$ . Since  $f(x) = \frac{1}{\log_2(1+x)}$  is convex about  $x$ , for any given task allocation  $\{\omega_1, \dots, \omega_M\}$  and transmit power  $\mathbf{p}^n$ , the following condition holds:

$$\underbrace{\sum_{m=1}^M \frac{\omega_m C}{B \log_2(1 + p_m^n \gamma_m)}}_{\text{Independent transmission time}} \stackrel{(c)}{\geq} \underbrace{\frac{\Omega C}{B \log_2(1 + \sum_{m=1}^M \frac{\omega_m}{\Omega} p_m^n \gamma_m)}}_{\text{Cooperative transmission time}}, \quad (33)$$

where  $\Omega = \sum_{m=1}^M \omega_m$  and (c) holds due to the convexity of  $f(x)$ . Moreover, condition (c) in (33) becomes active when  $p_m^n \gamma_m = p_{m+1}^n \gamma_{m+1}, \forall m \in \mathcal{M} \setminus \{M\}$ . It can be readily proved that the transmission time for cooperative transmission is  $t^c \leq t_m^n$  when the energy budget is enough. In (33),  $\frac{\omega_m}{\Omega} p_m^n$  and  $\sum_{m=1}^M \frac{\omega_m}{\Omega} p_m^n \gamma_m$  respectively represent the transmit power for cooperative transmission of UAV  $m$  and the equivalent SNR for cooperative data transmission, where the energy consumption of UAV  $m$  for this cooperative transmission satisfies

$\frac{(\frac{\omega_m}{\Omega} p_m^n) \Omega C}{B \log_2(1 + \sum_{m=1}^M \frac{\omega_m}{\Omega} p_m^n \gamma_m)} \leq \frac{p_m^n \omega_m C}{B \log_2(1 + p_m^n \gamma_m)} \leq \bar{E}$ . Hence, both the transmission time and the energy consumption of cooperative transmission are no more than those of independent transmission, i.e., the minimum total transmission time is achieved when  $\omega_0 = 1$ .

Then, it will be proved that the total transmission time for cooperative transmission equals to that for independent transmission if the energy budget is not enough, i.e., the solution  $x$  of (34) satisfies  $x > p^{\max} \gamma_M$ ,

$$\frac{Cx}{B \log_2(1+x)} = \bar{E} \sum_{m=1}^M \gamma_m. \quad (34)$$

Specifically, multiplying both sides of (8b) with  $\gamma_m$  and accumulating these energy consumption constraints yields

$$\frac{C \sum_{m=1}^M p_m^c \gamma_m}{B \log_2(1 + \sum_{m=1}^M p_m^c \gamma_m)} = \bar{E} \sum_{m=1}^M \gamma_m. \quad (35)$$

Since the energy consumption and the transmission times of all UAV are equal for cooperative transmission, the transmit power of each UAV is also equal, i.e.,  $p_m^c = p_{m+1}^c, \forall m \in \mathcal{M} \setminus \{M\}$ . In the following, it will be proved that we could always construct another solution with  $\omega_0 = 0$  if  $\sum_{m=1}^M p_m^c \gamma_m \leq p^{\max} \gamma_M$ . Specifically, for independent tasks, the task allocation  $\omega$  and the transmit power  $p^n$  are constructed as follows:

$$\omega_m = \frac{\gamma_m}{\sum_{m=1}^M \gamma_m}, \quad p_m^n = \frac{\sum_{m=1}^M p_m^c \gamma_m}{\gamma_m}, \quad (36)$$

where  $p_m^n \leq p^{\max}$ . In this case, it is not difficult to verify that the total transmission time for independent tasks is equal to that for  $\omega_0 = 1$ . Also, the energy consumption of UAV  $m$  satisfies

$$\frac{p_m^n \omega_m C}{B \log_2(1 + p_m^n \gamma_m)} = \frac{\sum_{m=1}^M p_m^c \frac{\gamma_m}{\sum_{m=1}^M \gamma_m} C}{B \log_2(1 + \sum_{m=1}^M p_m^c \gamma_m)} \leq \bar{E}. \quad (37)$$

Therefore, when the constructed transmit power satisfies  $p_m^n \leq p^{\max}, \forall m$ , the energy consumption of each UAV for the data transmission of independent tasks is equal to that of the common task with  $\omega_0 = 1$ . On the other hand, the sensing time with non-replicated sensing (i.e.,  $\omega_0 = 0$ ) is also no more than that with fully replicated sensing (i.e.,  $\omega_0 = 1$ ). Thus, there is no need for replicated sensing if the obtained SNR of cooperative transmission is large than  $p^{\max} \gamma_m, \forall m$ , i.e.,  $\sum_{m=1}^M p_m^c \gamma_m > p^{\max} \gamma_M$ .

### APPENDIX E: PROOF OF PROPOSITION 3

If  $T_s \rightarrow 0$ , i.e., the sensing time is negligible, the constraints in (9b) always hold. In this case, all the sensory data can be obtained by each UAV without time consuming. It has been proved in Proposition 2 that the minimum total transmission time is achieved when  $\omega_0 = 1$ . Since  $T_s \rightarrow 0$ , the total mission completion time is minimized when  $\omega_0 = 1$ . Hence, it is proved that if  $\beta^s \rightarrow 0$ , the optimal cooperative task ratio  $\omega_0^* = 1$ .

If  $\beta^s \rightarrow \infty$ , the transmission time can be ignored since the mission completion time approximately equals the maximum sensing time of the UAVs. Thus, it is not necessary to repetitively perform the tasks, i.e.,  $\omega_0^* = 0$ .

### APPENDIX F: PROOF OF LEMMA 2

In the following, this lemma will be proved in two cases: 1)  $T_{m+1}^s - T_m^s = T_m^n$ ; 2)  $T_{m+1}^s - T_m^s < T_m^n$ .

For the first case  $T_{m+1}^s - T_m^s = T_m^n$ , it is assumed that there exists an optimal solution  $\omega^* = \{\omega_1^*, \dots, \omega_M^*\}$  of (P3.1) that makes  $\frac{\partial T(\omega_m)}{\partial \omega_m}|_{\omega_m^*} < \frac{\partial T(\omega_m)}{\partial \omega_{m+1}}|_{\omega_{m+1}^*}$ . Let  $\omega'_m = \omega_m^* + \Delta\omega$ , and  $\omega'_{m+1} = \omega_{m+1}^* - \Delta\omega$ , then  $\omega'_m \tau_m(\omega'_m) + \omega'_{m+1} T_{m+1}(\omega'_{m+1}) < \omega_m^* \tau_m(\omega_m^*) + \omega_{m+1}^* T_{m+1}(\omega_{m+1}^*)$ . Hence, the optimal solution  $\omega^*$  can always be improved if  $\frac{\partial T(\omega_m)}{\partial \omega_m}|_{\omega_m^*} < \frac{\partial T(\omega_m)}{\partial \omega_{m+1}}|_{\omega_{m+1}^*}$ . Hence, Lemma 2 for the first case is proved.

For the second case  $T_{m+1}^s - T_m^s < T_m^n$ , if there exists an optimal solution  $\omega^* = \{\omega_1^*, \dots, \omega_M^*\}$  of (P3.1) that makes  $\frac{\partial T(\omega_m)}{\partial \omega_m}|_{\omega_m^*} < \frac{\partial T(\omega_m)}{\partial \omega_{m+1}}|_{\omega_{m+1}^*}$  or  $\frac{\partial T(\omega_m)}{\partial \omega_m}|_{\omega_m^*} > \frac{\partial T(\omega_m)}{\partial \omega_{m+1}}|_{\omega_{m+1}^*}$ , similarly, the mission completion time can be improve until  $\frac{\partial T(\omega_m)}{\partial \omega_m}|_{\omega_m^*} = \frac{\partial T(\omega_m)}{\partial \omega_{m+1}}|_{\omega_{m+1}^*}$ . If  $\gamma_m \neq \gamma_{m+1}$ ,  $\frac{\partial T(\omega_m)}{\partial \omega_m}|_{\omega_m^*} = \frac{\partial T(\omega_m)}{\partial \omega_{m+1}}|_{\omega_{m+1}^*}$  has a unique solution since  $\frac{\partial T(\omega_m)}{\partial \omega_m}$  is a monotonically increasing function w.r.t  $\omega_m$ .

### APPENDIX G: PROOF OF LEMMA 3

If constraints in (8b) satisfy with strict inequality, i.e.,  $E_m < \bar{E}$ , then  $p_m^n = p^{\max}$ , and  $t_m^n = \frac{1}{B \log_2(1+p^{\max} \gamma_m)}$ . If  $\omega_m \geq \frac{B \log_2(1+p^{\max} \gamma_m) \bar{E}}{p^{\max}}$ , constraints in (8b) will satisfy with strict equality, the following condition holds,

$$\omega_m C t_m^n \frac{\left(2^{\frac{1}{B t_m^n}} - 1\right)}{\gamma_m} = \bar{E}. \quad (38)$$

(38) can be transformed into (39).

$$2^{\frac{1}{B t_m^n}} - 1 = \frac{B \gamma_m \cdot \bar{E}}{\omega_m C} \frac{1}{B t_m^n}. \quad (39)$$

Let  $x = \frac{1}{Bt_u^c}$ , the following condition holds

$$Q2^x = x + Q, \quad (40)$$

where  $Q = \omega_m C / (B\gamma_m \bar{E})$ , and multiply both sides of (39) by  $2^{(-x-Q)}$ , the following condition holds:

$$-\ln 2Qe^{-\ln 2Q} = \ln 2(-x - Q)e^{\ln 2(-x-Q)}. \quad (41)$$

The above equation has the form of  $ye^y = \eta$  ( $\eta > 0$ ).  $\ln 2(-x - Q) < -\ln 2Q$  as  $x > 0$ . Then,  $x = -\frac{1}{\ln 2}W_{-1}(-\ln 2Qe^{-\ln 2Q}) - Q$ . Let  $A_m\omega_m = \ln 2Q$ . Then,  $t_m^n$  can be given by

$$t_m^n = \frac{-\ln 2}{B(W_{-1}(-A_m\omega_me^{-A_m\omega_m}) + A_m\omega_m)}, \quad (42)$$

where  $A_m = \frac{C \ln 2}{B\gamma_m \bar{E}}$ . Hence, the optimal transmission time  $t_m^n$  can be given by

$$\tau_m(\omega_m) = \begin{cases} \frac{-\ln 2}{B(W_{-1}(-A_m\omega_me^{-A_m\omega_m}) + A_m\omega_m)}, & \omega_m \geq \hat{\omega}_m \\ \frac{1}{B \log_2(1+p^{\max}\gamma_m)} & \omega_m \leq \hat{\omega}_m \end{cases}. \quad (43)$$

Constraints (8c)–(8d) are convex. For the objective function of (P3.1), when  $\omega_m < \hat{\omega}_m$ ,  $f_m(\omega_m) = \omega_m \tau_m(\omega_m)$  is convex about  $\omega_m$  since  $f_m(\omega_m)$  is a linear function of  $\omega_m$ . In the following, it will be proved that  $f_m(\omega_m) = \omega_m \tau_m(\omega_m)$  is convex when  $\omega_m \geq \hat{\omega}_m$ , i.e.,

$$f_m(\omega_m) = \frac{-\omega_m \ln 2}{B(W_{-1}(-A_m\omega_me^{-A_m\omega_m}) + A_m\omega_m)}. \quad (44)$$

For ease of analysis, define  $g_m(x)$  as

$$g_m(x) = \frac{-x}{W_{-1}(-A_mx e^{-A_mx}) + A_mx}. \quad (45)$$

Function  $f_m(\omega_m)$  and function  $g_m(x)$  share the same concavity and convexity. Specifically, the first derivative of  $g_m(x)$  can be given by

$$g'_m(x) = \frac{-W_{-1}(x_me^{x_m})}{(W_{-1}(x_me^{x_m}) - x_m)(1 + W_{-1}(x_me^{x_m}))}, \quad (46)$$

where  $x_m = -A_mx$ . Since  $W_{-1}(x_me^{x_m}) - x < 0$  and  $W_{-1}(x_me^{x_m}) < 0$ ,  $g'(x) > 0$ . The second derivative of  $g_m(x)$  can be given by

$$g''_m(x) = \frac{W_{-1}(-A_mx e^{-A_mx})}{x(1 + W_{-1}(-A_mx e^{-A_mx}))^3} > 0. \quad (47)$$

$g_m(x)$  is convex about  $x$  and  $f_m(\omega_m)$  is also convex about  $\omega_m$  when  $\omega_m \geq \hat{\omega}_m$ .

## APPENDIX H: PROOF OF PROPOSITION 5

For a given  $\omega_m$ , the optimal task ratio  $\omega_{m+1}$  of UAV  $m+1$  can be obtained by solving the equations  $T_{m+1}^s - T_m^{\max} = \omega_m^* \tau_m(\omega_m^*)$  and  $\frac{\partial T(\omega_m)}{\partial \omega_m}|_{\omega_m^*} = \frac{\partial T(\omega_{m+1})}{\partial \omega_{m+1}}|_{\omega_{m+1}^*}$  via binary search, since both  $\frac{\partial T(\omega_m)}{\partial \omega_m}$  and  $\omega_m \tau_m(\omega_m)$  monotonically increases w.r.t  $\omega_m$  (c.f. (46) in Appendix G). As a result, the task ratio  $\omega_{m+1}$  of UAV  $m+1$  admitting Lemma 3 will monotonically increase as  $\omega_m$  increases. Hence, when  $\omega_1$  increases, the task ratios of other UAVs  $\{\omega_m\}_{m=2}^M$  admitting Lemma 3 will increase. As a result, the corresponding mission completion time will also increase monotonically with  $\omega_1$ .

## APPENDIX I: PROOF OF PROPOSITION 6

For variable set  $\mathcal{P}$ ,  $\omega_m > \hat{\omega}_m$ ,  $\forall m \in \mathcal{M}$ , and  $T_{m+1}^s - T_m^{\max} \leq T_m^n$ ,  $\forall m \in \mathcal{M} \setminus \{M\}$ . Construct Lagrange function  $L(\omega_1, \dots, \omega_M, \mu) = \omega_M \beta^s + \sum_{m=1}^M \omega_m C \tau_m(\omega_m) + \mu \left( \sum_{m=1}^M \omega_m - 1 \right)$ , where  $\mu$  is Lagrange dual factor. The Lagrange dual problem can be given by

$$\begin{aligned} \text{(P3.2)} : \quad & \max_{\omega \in \mathcal{P}} \inf_{\mu} L(\omega_1, \dots, \omega_M), \\ \text{s.t.} \quad & \mu \geq 0. \end{aligned} \quad (48)$$

At the optimal solution of (P3.2),  $\frac{\partial L(\omega_1, \dots, \omega_M, \mu)}{\partial \omega_m} = 0$ . As  $\omega_m > \tilde{\omega}_m$  and  $\omega_{m'} > \tilde{\omega}_{m'}$ , the following condition holds.

$$\begin{aligned} \frac{\partial L(\omega_1, \dots, \omega_M)}{\partial \omega_m} &= \frac{-W_{-1}(x_m e^{x_m})}{(W_{-1}(x_m e^{x_m}) - x_m)(1 + W_{-1}(x_m e^{x_m}))} + \mu \\ &= \frac{-W_{-1}(x_{m'} e^{x_{m'}})}{(W_{-1}(x_{m'} e^{x_{m'}}) - x_{m'})(1 + W_{-1}(x_{m'} e^{x_{m'}}))} + \mu, \end{aligned} \quad (49)$$

where  $x_m = A_m \cdot \omega_m$ ,  $x_{m'} = A_{m'} \cdot \omega_{m'}$ , and  $A_m = \frac{C \ln 2}{B \gamma_m E}$ . As  $\frac{\partial L(\omega_1, \dots, \omega_M)}{\partial \omega_m}$  increases monotonically with  $\omega_m$ , at the optimal solution of (P3.2),  $A_m \omega_m = A_{m'} \omega_{m'}$ . Hence, the following condition holds:

$$\frac{\omega_m}{\gamma_m} = \frac{\omega_{m'}}{\gamma_{m'}}. \quad (50)$$

## REFERENCES

- [1] C. H. Liu, Z. Chen, and Y. Zhan, "Energy-efficient distributed mobile crowd sensing: A deep learning approach," *IEEE J. Sel. Areas Commun.*, vol. 37, no. 6, pp. 1262–1276, Jun. 2019.
- [2] K. Meng, D. Li, X. He, and M. Liu, "Space pruning based time minimization in delay constrained multi-task UAV-based sensing," *IEEE Trans. Veh. Technol.*, vol. 70, no. 3, pp. 2836–2849, Mar. 2021.
- [3] M. Hua, Y. Wang, Q. Wu, H. Dai, Y. Huang, and L. Yang, "Energy-efficient cooperative secure transmission in multi-UAV-enabled wireless networks," *IEEE Trans. Veh. Technol.*, vol. 68, no. 8, pp. 7761–7775, Aug. 2019.

- [4] X. Liu and N. Ansari, "Resource allocation in UAV-assisted M2M communications for disaster rescue," *IEEE Wireless Commun Lett.*, vol. 8, no. 2, pp. 580–583, Apr. 2019.
- [5] S. Zhang and J. Liu, "Analysis and optimization of multiple unmanned aerial vehicle-assisted communications in post-disaster areas," *IEEE Trans. Veh. Technol.*, vol. 67, no. 12, pp. 12 049–12 060, Dec. 2018.
- [6] Y. Zeng, Q. Wu, and R. Zhang, "Accessing from the sky: A tutorial on UAV communications for 5G and beyond," *Proceedings of the IEEE*, vol. 107, no. 12, pp. 2327–2375, Dec. 2019.
- [7] Z. Zhou, J. Feng, B. Gu, B. Ai, S. Mumtaz, J. Rodriguez, and M. Guizani, "When mobile crowd sensing meets UAV: Energy-efficient task assignment and route planning," *IEEE Trans. Commun.*, vol. 66, no. 11, pp. 5526–5538, Nov. 2018.
- [8] M. Mozaffari, W. Saad, M. Bennis, Y. Nam, and M. Debbah, "A tutorial on UAVs for wireless networks: Applications, challenges, and open problems," *IEEE Commun. Surveys Tuts.*, vol. 21, no. 3, pp. 2334–2360, 3rd Quart. 2019.
- [9] Y. Zeng, R. Zhang, and T. J. Lim, "Wireless communications with unmanned aerial vehicles: Opportunities and challenges," *IEEE Commun. Mag.*, vol. 54, no. 5, pp. 36–42, May 2016.
- [10] S. Zhang, H. Zhang, B. Di, and L. Song, "Cellular cooperative unmanned aerial vehicle networks with sense-and-send protocol," *IEEE Internet Things J.*, vol. 6, no. 2, pp. 1754–1767, Apr. 2019.
- [11] Q. Wu, Y. Zeng, and R. Zhang, "Joint trajectory and communication design for multi-UAV enabled wireless networks," *IEEE Trans. Wirel. Commun.*, vol. 17, no. 3, pp. 2109–2121, Mar. 2018.
- [12] Y. Zeng, R. Zhang, and T. J. Lim, "Throughput maximization for UAV-enabled mobile relaying systems," *IEEE Trans. Commun.*, vol. 64, no. 12, pp. 4983–4996, Dec. 2016.
- [13] Y. Chen, N. Zhao, Z. Ding, and M.-S. Alouini, "Multiple UAVs as relays: Multi-hop single link versus multiple dual-hop links," *IEEE Trans. Wirel. Commun.*, vol. 17, no. 9, pp. 6348–6359, Sep. 2018.
- [14] S. Zhang, H. Zhang, B. Di, and L. Song, "Cellular UAV-to-X communications: Design and optimization for multi-UAV networks," *IEEE Trans. Wirel. Commun.*, vol. 18, no. 2, pp. 1346–1359, Feb. 2019.
- [15] K. Meng, X. He, D. Li, M. Liu, and C. Xu, "Sensing quality constrained packet rate optimization via multi-UAV collaborative compression and relay," in *Proc. IEEE INFOCOM Workshops*, May 2021.
- [16] A. Behnad, X. Gao, and X. Wang, "Distributed resource allocation for multihop decode-and-forward relay systems," *IEEE Trans. Veh. Technol.*, vol. 64, no. 10, pp. 4821–4826, Oct. 2015.
- [17] B. Jia, H. Hu, Y. Zeng, T. Xu, and H.-H. Chen, "Joint user pairing and power allocation in virtual MIMO systems," *IEEE Trans. Wireless Commun.*, vol. 17, no. 6, pp. 3697–3708, Jun. 2018.
- [18] B. Kwon and S. Lee, "Effective interference nulling virtual MIMO broadcasting transceiver for multiple relaying," *IEEE Access*, vol. 5, pp. 20 695–20 706, Oct. 2017.
- [19] M. Mozaffari, W. Saad, M. Bennis, and M. Debbah, "Communications and control for wireless drone-based antenna array," *IEEE Trans. Commun.*, vol. 67, no. 1, pp. 820–834, Jan. 2019.
- [20] S. Hanna, H. Yan, and D. Cabric, "Distributed UAV placement optimization for cooperative line-of-sight MIMO communications," in *Proc. IEEE ICASSP*, May 2019, pp. 4619–4623.
- [21] H. Jung, I.-H. Lee, and J. Joung, "Security energy efficiency analysis of analog collaborative beamforming with stochastic virtual antenna array of UAV swarm," *IEEE Trans. Veh. Technol.*, 2022.
- [22] J. Qian, J. Wang, and S. Jin, "Configurable virtual MIMO via UAV swarm: Channel modeling and spatial correlation analysis," *China Commun.*, pp. 1–13, 2022.
- [23] H. Gao, J. Feng, Y. Xiao, B. Zhang, and W. Wang, "A UAV-assisted multi-task allocation method for mobile crowd sensing," *IEEE Trans. Mob. Comput.*, pp. 1–1, 2022.
- [24] J. Wang, Y. Wang, D. Zhang, F. Wang, H. Xiong, C. Chen, Q. Lv, and Z. Qiu, "Multi-task allocation in mobile crowd sensing with individual task quality assurance," *IEEE Trans. Mob. Comput.*, vol. 17, no. 9, pp. 2101–2113, Sep. 2018.

- [25] J. Gu, T. Su, Q. Wang, X. Du, and M. Guizani, "Multiple moving targets surveillance based on a cooperative network for multi-UAV," *IEEE Commun. Mag.*, vol. 56, no. 4, pp. 82–89, Apr. 2018.
- [26] Z. Zhou, J. Feng, B. Gu, B. Ai, S. Mumtaz, J. Rodriguez, and M. Guizani, "When mobile crowd sensing meets UAV: Energy-efficient task assignment and route planning," *IEEE Trans. Commun.*, vol. 66, no. 11, pp. 5526–5538, Nov. 2018.
- [27] C. Zhan and Y. Zeng, "Completion time minimization for multi-UAV-enabled data collection," *IEEE Trans. Wirel. Commun.*, vol. 18, no. 10, pp. 4859–4872, Oct. 2019.
- [28] F. Wu, H. Zhang, J. Wu, and L. Song, "Cellular UAV-to-device communications: Trajectory design and mode selection by multi-agent deep reinforcement learning," *IEEE Trans. Commun.*, vol. 68, no. 7, pp. 4175–4189, Jul. 2020.
- [29] X. Wang, Z. Fei, J. A. Zhang, J. Huang, and J. Yuan, "Constrained utility maximization in dual-functional radar-communication multi-UAV networks," *IEEE Trans. Commun.*, vol. 69, no. 4, pp. 2660–2672, Apr. 2021.
- [30] X. Lu, Q. Ni, W. Li, and H. Zhang, "Dynamic user grouping and joint resource allocation with multi-cell cooperation for uplink virtual MIMO systems," *IEEE Trans. Wirel. Commun.*, vol. 16, no. 6, pp. 3854–3869, Jun. 2017.
- [31] C. Zhan and Y. Zeng, "Aerial-ground cost tradeoff for multi-UAV-enabled data collection in wireless sensor networks," *IEEE Trans. Commun.*, vol. 68, no. 3, pp. 1937–1950, Mar. 2020.
- [32] H. Xu, L. Huang, C. Qiao, W. Dai, and Y.-e. Sun, "Joint virtual MIMO and data gathering for wireless sensor networks," *IEEE Trans. Parallel Distrib. Syst.*, vol. 26, no. 4, pp. 1034–1048, Apr. 2015.
- [33] Z. Shi, H. Wang, Y. Fu, G. Yang, S. Ma, F. Hou, and T. A. Tsiftsis, "Zero-forcing-based downlink virtual MIMO-NOMA communications in IoT networks," *IEEE Internet Things J.*, vol. 7, no. 4, pp. 2716–2737, Apr. 2020.
- [34] Y. Huang, H. Chen, G. Ma, K. Lin, Z. Ni, N. Yan, and Z. Wang, "OPAT: Optimized allocation of time-dependent tasks for mobile crowdsensing," *IEEE Trans. Industr. Inform.*, vol. 18, no. 4, pp. 2476–2485, Apr. 2022.
- [35] K. Wang, F. Fang, D. B. d. Costa, and Z. Ding, "Sub-channel scheduling, task assignment, and power allocation for OMA-based and NOMA-based MEC systems," *IEEE Trans. Commun.*, vol. 69, no. 4, pp. 2692–2708, Apr. 2021.
- [36] S. Zhang, Y. Zeng, and R. Zhang, "Cellular-enabled UAV communication: A connectivity-constrained trajectory optimization perspective," *IEEE Trans. Commun.*, vol. 67, no. 3, pp. 2580–2604, Mar. 2019.
- [37] M. N. Soorki, M. H. Manshaei, B. Maham, and H. Saidi, "On uplink virtual MIMO with device relaying cooperation enforcement in 5G networks," *IEEE Trans. Mob. Comput.*, vol. 17, no. 1, pp. 155–168, Jan. 2018.
- [38] H. Dai, A. Molisch, and H. Poor, "Downlink capacity of interference-limited MIMO systems with joint detection," *IEEE Trans. Wirel. Commun.*, vol. 3, no. 2, pp. 442–453, Mar. 2004.
- [39] D. Tse and P. Viswanath, *Fundamentals of wireless communication*. Cambridge university press, 2005.
- [40] W. Feng, J. Wang, Y. Chen, X. Wang, N. Ge, and J. Lu, "UAV-aided MIMO communications for 5G internet of things," *IEEE Internet Things J.*, vol. 6, no. 2, pp. 1731–1740, Apr. 2019.
- [41] H. Wang, J. Wang, G. Ding, J. Chen, and J. Yang, "Completion time minimization for turning angle-constrained UAV-to-UAV communications," *IEEE Trans. Veh. Technol.*, vol. 69, no. 4, pp. 4569–4574, Apr. 2020.
- [42] H. Tuy, "Monotonic optimization: Problems and solution approaches," *SIAM J. Optim.*, vol. 11, no. 2, pp. 464–494, 2000.
- [43] Y. J. Zhang, L. P. Qian, and J. Huang, "Monotonic optimization in communication and networking systems," *Found. Trends Netw.*, vol. 7, no. 1, pp. 1–75, Oct. 2013.
- [44] M. Grant and S. Boyd, "CVX: Matlab software for disciplined convex programming, version 2.1," <http://cvxr.com/cvx>, Mar. 2014.
- [45] R. M. Corless, G. H. Gonnet, D. E. Hare, D. J. Jeffrey, and D. E. Knuth, "On the lambertw function," *Adv. Comput. Math.*, vol. 5, no. 1, pp. 329–359, 1996.
- [46] G. Zhang, Q. Wu, M. Cui, and R. Zhang, "Securing UAV communications via joint trajectory and power control," *IEEE Trans. Wireless Commun.*, vol. 18, no. 2, pp. 1376–1389, Feb. 2019.