

# On the Need and Applicability of Causality for Fair Machine Learning

Rūta Binkytė<sup>\*1</sup> and Sami Zhioua<sup>1</sup>

<sup>1</sup>*INRIA, École Polytechnique, IPP*

July 12, 2022

## Abstract

Causal reasoning has an indispensable role in how humans make sense of the world and come to decisions in everyday life. While *20th* century science was reserved from making causal claims as too strong and not achievable, the *21st* century is marked by the return of causality encouraged by the mathematization of causal notions and the introduction of the non-deterministic concept of cause [15]. Besides its common use cases in epidemiology, political, and social sciences, causality turns out to be crucial in evaluating the fairness of automated decisions, both in a legal and everyday sense. We provide arguments and examples, of why causality is particularly important for fairness evaluation. In particular, we point out the social impact of non-causal predictions and the legal anti-discrimination process that relies on causal claims. We conclude with a discussion about the challenges and limitations of applying causality in practical scenarios as well as possible solutions.

## 1 Introduction

Causal reasoning has an indispensable role in how humans make sense of the world and come to decisions in everyday life. It is true across epochs and continents although the particularities and points of emphasis may differ [1]. Although, in response to the critique from Karl Pearson, Ernst Mach, and Bertrand Russel, *20th* century science reserved from making causal claims as too strong and not achievable, the *21th* century is marked by the return of causality encouraged by the mathematization of causal notions and introduction of the non-deterministic concept of cause [15]. In social sciences, causality is determined by explaining social mechanisms that link the cause and the effect[21]. For formalization and quantification of the causal relationships, social sciences

---

<sup>\*</sup>Corresponding author: [ruta.binkyte@gmail.com](mailto:ruta.binkyte@gmail.com).

mostly employ structural equation models by Boilen [5], and probabilistic causal models by Pearl (also known as DAG<sup>1</sup>) or SCM<sup>2</sup> framework) [27] and Potential Outcome framework by Rubin [16]. The availability of formal methods and the implications of links with social domains made the use of causality appealing for Fairness in machine learning. The recent increase in the application of AI in the domains of high social impact, such as healthcare, insurance, or hiring, has shown the risk of amplifying historical discrimination through automated decision systems. The best-known examples are racial bias in recidivism prediction [6] and sex bias in Amazon job candidate selection [9]. The general Fairness in ML problem is a) evaluating the equality of labels in the data or algorithmic predictions for groups or individuals, based on sensitive protected attributes such as gender, race, religion, and others; b) intervening in the biased data, algorithm or algorithmic predictions to make them fairer. The idea of fairness is usually instrumentalized through mathematical fairness notions. Recently, in addition to the statistical approach, a number of causal fairness notions and causality-based methods to detect and mitigate bias have been formulated [23]. Fair Machine Learning domain mostly makes use of SCM and Potential Outcome causal formalization approaches, which are viewed as equivalent and complementary as each has better applicability for specific Fairness tasks [23, 24].

Despite the increase in specific applications of the causal approach, the general discussion about the benefits and challenges of adaptation of causal frameworks to Fair machine learning is very limited. Most of the articles provide specific solutions to causal Fairness problems, give the general arguments of avoiding spurious correlations and make strong assumptions, for example about the availability of causal structure, without further consideration [20, 35, 32, 8, 18]. Loftus et al. [22] summarize the advantages of using causality in Fair machine learning. Several more recent studies warn about the dangers of using counterfactual models either because of their sensitivity to unmeasured confounding or incompatibility with social reality [17, 19]. A study by Rahmattalabi and Xiang [30] touches upon extensive assumptions made by the DAG (Pearl [27]) approach and suggests new premises for the use of the Potential Outcome Framework. [3, 34] lay out the arguments for causality in a legal context, however, do not clearly link the judicial process with causal mediation analysis.

This article consolidates the arguments for causality in fair AI incorporating both Pearl and Potential Outcome frameworks and points out the key challenges in real-world applications.

The section 2 specifies the difference between causality and correlation and why it is particularly important for the Fairness context. Section 3 introduces causal Fairness notions most relevant for legal anti-discrimination cases. In the last section 4 we discuss practical conditions for applying causality frameworks. Finally, we provide conclusions in section 5.

---

<sup>1</sup>Directed Acyclic Graph

<sup>2</sup>Structural Causal Models

The main contributions of the article are the following:

- Illustrating the causal approach with general and fairness-related examples;
- Emphasizing the need for Causality in the Fairness domain because of the disruptive social impact of unfair predictions and compatibility of causal approach with anti-discrimination law;
- Discussing the main assumptions of Pearl and Potential Outcome causal approaches and their practical implications;

## 2 When do we need Causality? Prediction and Intervention

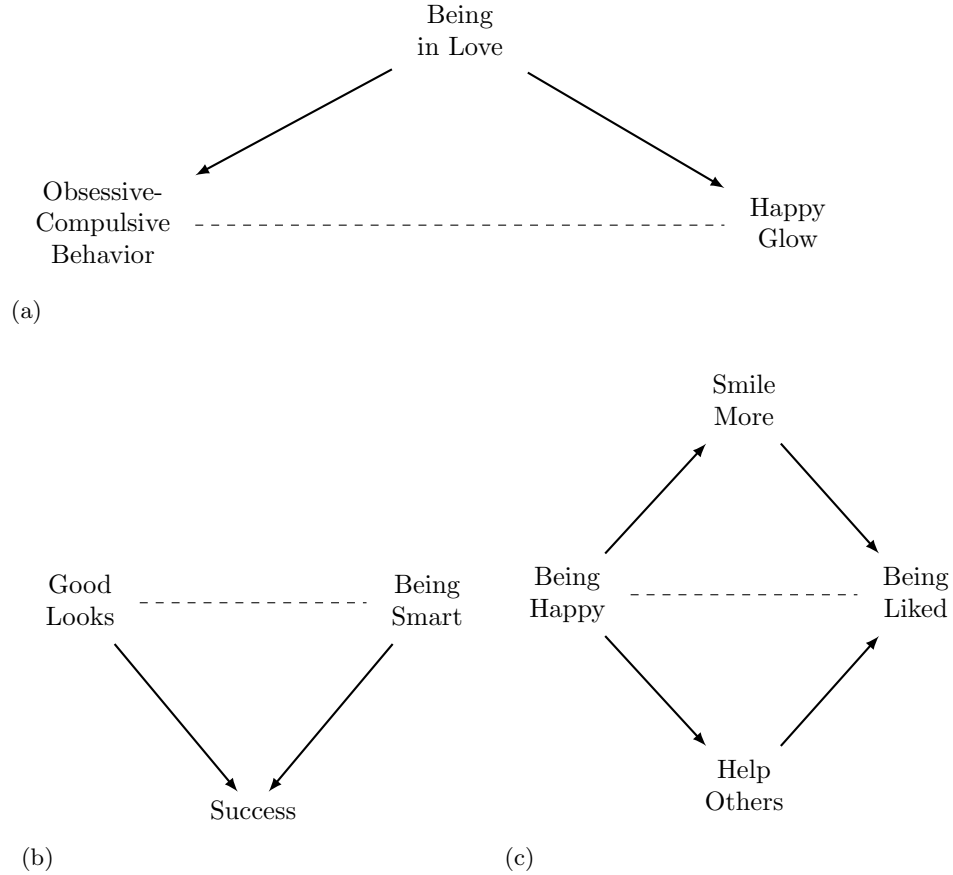


Figure 1: The three basic structures of causal graphs: confounder (a), collider (b), and mediator (c). The dotted lines account for non causal association.

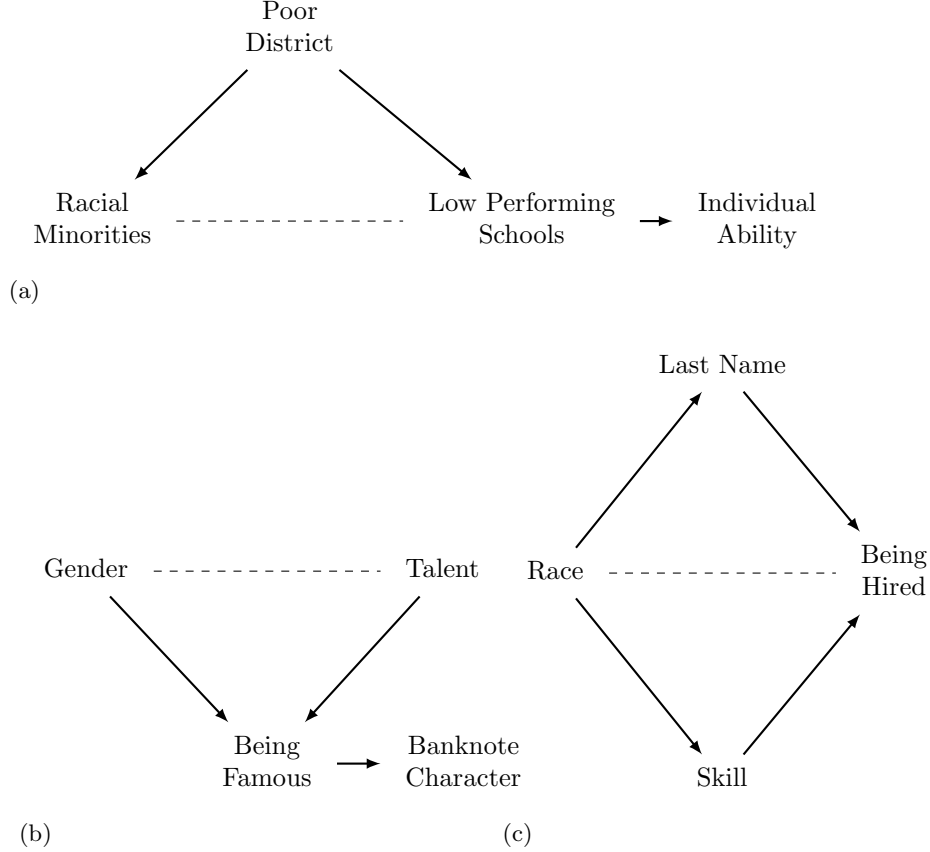


Figure 2: The three basic structures of causal graphs: confounder (a), collider (b), and mediator (c). The dotted lines account for non causal association.

In this section, we will rely on causal graphs to illustrate the difference between correlation and causation and how it relates to intervention and prediction in the social domain. We introduce three main causal structures: confounding, collider, and mediation [27]. We will start with the general examples (Figure 1) and then go on to bring the discussion back to fairness scenarios (Figure 2). Let's start with examples of how the interference of a third variable (or a group of variables) can create spurious correlations between otherwise unrelated variables. In the first example, we will consider a confounding structure, where two related phenomena are caused by the same factor. Let's say we observe a correlation between Obsessive-Compulsive behavior, like checking on the phone all the time and glowing with happiness (Figure 1a). We might come up with the conclusion, that obsessive behavior may boost your happiness, however, the real reason for both is being in love. To confirm causal relationships we should only observe people who are not in love and look if the

link between the two effects still holds (observational study). We could also ask people who are in love but do not demonstrate compulsive-obsessive behavior to start acting weirdly and check if their happiness increases (experimental study). Formally, the probability of being happy ( $\mathbb{P}(\textit{HappyGlow})$ ) is independent of the probability of compulsive-obsessive behavior conditioned on being in Love ( $\mathbb{P}(\textit{Compulsive} - \textit{ObsessiveBehavior} | \textit{InLove})$ ). In the Fairness related scenario (Figure 2a) confounder bias is illustrated with an example, where a poor district with lower real estate prices has a higher percentage of racial minorities whose average income is statistically low. The schools in poor districts also perform lower for several reasons including funding, access to learning resources at home, etc. It is not uncommon to predict someone’s ability by the rating of the attended school. In this case, the predictions would unjustly harm individuals by miss-classifying them and reinforcing a vicious cycle by pushing the group further into poverty.

Collider bias is similar to classic confounding as both are induced by the selection of data sources. Namely, the selection of the sample is biased by the variable that has an impact both on the treatment and the effect. However, in the case of confounder or selection bias, the false link is induced by failing to stratify the common cause of the treatment and the effect, whereas collider bias is created by stratifying the common effect that precedes the collection of the data [13]. In the next example (Figure 1b), let’s say that we see a connection between good looks and being smart. We would like to conclude, that improving your looks will also make you smarter, but then we notice, that all the people in the sample were highly successful. Since it is more likely to be successful if you have the brains or the looks, and even better if you have both, sampling from a population of highly successful individuals creates a false association between the two. Formally  $\mathbb{P}(\textit{GoodLooks})$  and  $\mathbb{P}(\textit{BeingSmart})$  are correlated given the Success. In this case, to identify the true relationship we should ensure appropriate inclusion from the general population [13]. An example of collider bias in a fairness context (Figure 2b) would be considering only famous artists or scientists for choosing banknote characters. Historically, women were not accepted in the community of artists and scientists so even the most talented females had trouble being recognized. If we insist that only well-known artists and scientists should be honored, or use gender to predict someone’s talent we will reinforce unjust historical bias.

The third example (Figure 1c) illustrates the causal relationship which is not direct but mediated by intermediary variables. For example, we discover that happy people are much more popular and liked by their peers. Although being happy would indeed have an effect on attracting people, it might sound unachievable to someone who is both unhappy and disliked. However, if we break the causal effect into indirect effects we see that happy people tend to smile more and help others more willingly. This is a more tangible behavior change that could be recommended in order to become more socially attractive.

To illustrate a mediation structure where the fairness of the decision is in ques-

tion, we consider a hiring scenario where Race can be connected to the positive hiring decisions in three possible paths: directly  $Race \rightarrow Being\ Hired$ , indirectly  $Race \rightarrow LastName \rightarrow BeingHired$  and indirectly  $Race \rightarrow Skill \rightarrow BeingHired$  (Figure 2c). Both "Skill" and "Last Name" are mediators. However "skill" is an explaining variable <sup>3</sup>, while "Last Name" is clearly a proxy <sup>4</sup> discrimination. Using the Last Name attribute for the hiring decision is both unnecessary and harmful for the individuals and the sensitive group.

Note, that both confounder and collider-induced associations are not causal. In practice, it means, that we cannot use a variable linked through a confounder or collider for intervention to impose a change in another variable. For example, we will not make a person glow with happiness by telling her to act weirdly (compulsive-obsessive) or make someone smart by changing how they look. However, we can use one variable to predict the presence of another at least in some populations. For example, it is possible to predict slippery pavement by seeing umbrellas in the street, even though they do not cause it, because both are caused by rain (confounding). This prediction would not have implications for the umbrellas or change the relationship between slipper pavement and the rain. On the contrary, social predictions always have implications for the sensitive group through the feedback loop. In all previously discussed fairness examples (Figure 2) the false link between the sensitive group and the positive outcome will be amplified through the biased predictions. Therefore it is possible to argue, that in sensitive social domains causality is crucial both for predictions and interventions, as every prediction implies intervention in the social domain.

### 3 Causal Fairness Notions and Legal Contexts

In previous sections, we used causal graphs to illustrate the situations where it is important to distinguish if the association between sensitive attribute and decision or effect is causal and, if so, what causal path it traverses. It is easy to show that one can make qualitative Fairness claims just by looking at a graph. For example, in the figure,1c it is evident that there is no direct discrimination. However, in practice, for instance, in legal scenarios, it is essential to quantify the extent of a sensitive attribute's effect on the decision. Several Causal Fairness notions were proposed to quantify the causal effect of sensitive attributes on the outcome and distinguish the proportion of direct impact as opposed to indirect causal influence. Here we summarize some of the basic causal metrics and discuss their applicability in the context of Disparate Impact and Disparate Treatment anti-discrimination court cases, where the use of causality is particularly relevant [34]. We refer the interested readers to a more in-depth review of causal fairness notions [23]. To facilitate the introduction of the causal fair-

---

<sup>3</sup>A variable that mediates and explains the disparate outcome, but is legal and justifiable as a business necessity.

<sup>4</sup>A variable that is highly correlated with the sensitive attribute and is used to predict the outcome, although it is not essential for the positive decision.

ness notions, we propose an example of a Work visa approval scenario (Figure 3). Certain countries have an age limit for issuing working visas in their territory. Younger people are more mobile and willing to work abroad, so they are also more likely to apply for working visa. In the analyzed sample, we observe more younger candidates from Country A, which has a younger population, and more elderly (non-eligible) applicants from Country B. Therefore, age becomes a confounder hurting the chances of acceptance for Country B. Nationality is also linked with a relevant skill set and family status (the nationals of some countries are more likely to have large families). We will consider a court case where the visa issuing country is accused of discrimination on the basis of Nationality. We first consider the Disparate Impact framework, which describes the disproportional negative effect on a protected group caused by a seemingly neutral policy or requirement. The disparate impact liability framework does not imply motivation so the evidence can be purely quantitative [11]. Here the goal is to demonstrate the negative impact disproportionately experienced by a sensitive group.

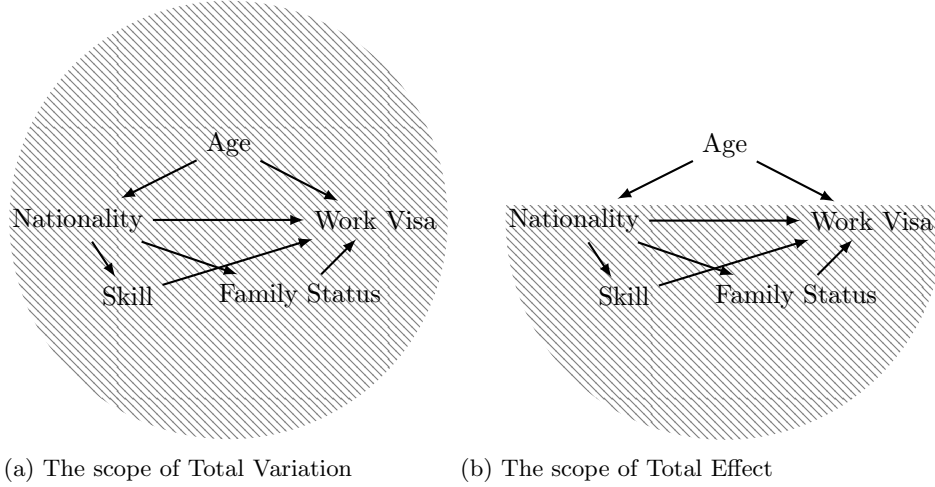


Figure 3

The most basic statistical fairness notion for measuring disparity of the decision is Total Variation<sup>5</sup>. It describes the difference in the expected outcome conditional on the sensitive attribute:

$$TV_{a_1, a_0}(Y = y^+) = \mathbb{P}(Y = y^+ | A = a_1) - \mathbb{P}(Y = y^+ | A = a_0) \quad (3.1)$$

Where  $Y = y^+$  is a positive decision and  $A = a_1, A = a_0$  are the values of the sensitive attribute.

<sup>5</sup>Also known as Statistical Parity or Demographic Parity

The causal counterpart of Total Variation is Total Effect ( $TE$ ) [27]. Assume that the sensitive variable  $A$  (in this case Nationality) can take two possible values  $a_0$  and  $a_1$  and that the positive outcome is  $y^+$  (approval of work visa),  $TE$  is defined as follows:

$$TE_{a_1, a_0}(Y = y^+) = \mathbb{P}(Y = y^+ | do(A = a_1)) - \mathbb{P}(Y = y^+ | do(A = a_0)) \quad (3.2)$$

which measures the effect of the change of  $A$  from  $a_1$  to  $a_0$  on  $Y = y^+$  along all the causal paths from  $A$  to  $Y$ :  $Nationality- > Visa$ ,  $Nationality- > Skill- > Visa$  and  $Nationality- > FamilyStatus- > Visa$ . The path going through Age variable is excluded from measuring the effect, because Age creates a confounding effect (Figure 3b).

The equivalent of TE in the Potential outcome framework is Average Treatment Effect (ATE) [23]:

$$ATE_{a_1, a_0} = \frac{1}{n} \sum_{i=1}^n (Y_i^{a_1} - Y_i^{a_0}) \quad (3.3)$$

Where  $Y_i^{a_1}, Y_i^{a_0}$  correspond to observed and counterfactual outcomes and  $n$  is the number of the observations. In the case where all the mediators are controlled, ATE would correspond to Direct Effect and therefore exclude a part of the disparate impact.

All three notions can be used to evaluate the Disparate impact. However, Total Variation would exaggerate the effect by including non-causal paths (Figure 3a).  $\mathbb{P}(Y = y | do(A = a))$  denotes the probability of  $Y = y$  after an intervention  $A = a$ . Total Effect and Total Average Treatment allow for evaluating the extent of Disparate Impact for one nationality group when the Age factor is discarded as a non-causal co-incidence.

On the contrary, the Disparate Treatment legal framework looks for direct discrimination. Following our example, the goal would be to estimate which part of the disparity is due to the Nationality variable. In this case causal inference can help to distinguish direct discrimination - the link from the sensitive attribute to decision - from the effect created by confounding or mediating variables ( $Nationality- > Skill- > Visa$ ,  $Nationality- > FamilyStatus- > Visa$  and  $Nationality < -Age- > Visa$ ). In the US, recent court cases have established that a proof of motivation to discriminate is not sufficient for the court case, but the “but-for causation” standard needs to be satisfied [10]. Namely, it requires proving that the discrimination would not have occurred had the plaintiff not been a disadvantaged group member (e.g., black or a woman). This situation naturally corresponds to the counterfactual question, which can be answered with causal counterfactual quantity [12]. The important advantage of the causal approach is preserving the coherent “alternative world” model in contrast to a simplistic flip of the sensitive attribute. For example, in a setting where height and weight variables are considered, it is not sufficient to switch



the female sensitive value to male without adjusting the weight and height variables accordingly. This translates to the question, had this female been denied a job, had she been a man of a height and weight of a corresponding percentile in the male range. Traditional statistical techniques would not detect this type of discrimination, but it can be estimated by applying the causal Natural Direct effect (*NDE*) metric:

(*NDE*) [26] defined as:

$$NDE_{a_1, a_0}(y^+) = \mathbb{P}(y_{a_1, \mathbf{Z}_{a_0}}^+) - \mathbb{P}(y_{a_0}^+) \quad (3.4)$$

where  $\mathbf{Z}$  is the set of mediator variables and  $\mathbb{P}(y_{a_1, \mathbf{Z}_{a_0}}^+)$  is the probability of  $Y = y^+$  had  $A$  been  $a_1$  and had  $\mathbf{Z}$  been the value it would naturally take if  $A = a_0$ . In case where all confounding and mediating variables are controlled, the Potential Outcome ATE metric will correspond to direct effect.

*NDE* isolates the direct path from all the other indirect links between sensitive attribute and the decision, which are measured by Natural indirect effect (*NIE*) [26]:

$$NIE_{a_1, a_0}(y) = \mathbb{P}(y_{a_0, \mathbf{Z}_{a_1}}) - \mathbb{P}(y_{a_0}) \quad (3.5)$$

Where  $X$  is set to  $a_0$  in the single direct path  $A \rightarrow Y$  and is set to  $a_1$  in all other indirect paths. In our example, *NIE* would measure the joint impact of *Nationality*– > *Skill*– > *Visa* and *Nationality*– > *FamilyStatus*– > *Visa*.

The second phase of Disparate Impact court case process, requires even more fine-grained metric, that can split the *NIE* into to distinct paths *Nationality*– > *Skill*– > *Visa* and *Nationality*– > *FamilyStatus*– > *Visa*. The procedure of the inculcation, including the framework for defense, implies the awareness of paths connecting the sensitive attribute and the decision, and measuring their impact separately. Naming the variables on the path of disparate impact gives the defendant a possibility to rebut the claim by proving the business necessity of the practice [11]. For example, if the path connecting *Nationality* and the decision pass through the *Skill* variable, it can be argued to be a justifiable reason for the disparity (certain nationals are more skilled). In this case, we would say that *Skill* is an explaining variable. However, if the path through family status, non-essential for the job but more characteristic to particular countries, is detected, it would be considered proxy discrimination. In some instances, even the otherwise explaining variable can be reclassified as a proxy if the extent of disparity proves to be much higher than the actual business necessity [33]. For example, in the original Griggs case [7] that set a precedent for Disparate Impact, the plaintiff pointed out that the requirements to have a high-school diploma or pass an intelligence test to be transferred between departments were not informative of a person’s ability to perform the job and had a significant negative impact on African Americans who did not have the same access to higher education [7]. This makes the numerical analysis of the extent of path-specific effect an important plaintiff argument. The extent of

the disparity passing through specific path can be measured by applying Path-specific Effect (PSE) [8]:

$$PSE_{a_1, a_0}^\pi(y) = \mathbb{P}(y_{a_1|\pi, a_0|\bar{\pi}}) - \mathbb{P}(y_{a_0}) \quad (3.6)$$

Where  $\pi$  is set of the variables on the path of interest,  $\bar{\pi}$  is the set of variables not in  $\pi$  and  $\mathbb{P}(y_{a_1|\pi, a_0|\bar{\pi}})$  is the counterfactual probability of  $Y=y$  given the effect of  $a_0$  on  $Y$  through the path in  $\pi$  and the effect of  $a_1$  on  $Y$  through the path not in  $\pi$ .

The Path-specific and Direct Effect formulas include a non-observable counterfactual quantity that cannot be obtained experimentally or from observational data. However, under specific assumptions, counterfactual quantities can be expressed in terms of observational probabilities and hence can be estimated from data. In such a case, the counterfactual quantities are said to be identifiable. In the next section, we discuss in detail the causality-related assumptions.

## 4 Practical considerations to use causality for Fairness

In the previous sections, we illustrate the situations where the causality approach is relevant for evaluating fairness and how it can be attained using causal fairness notions and approximation techniques. Despite the apparent advantages, the applicability of the causal framework is limited due to its reliance on extensive causal knowledge and strong assumptions. Here we will list the main requirements for applying DAG and Potential Outcome causal frameworks and discuss their practical implications.

### ***SUTVA [31] (Potential Outcome)***

The SUTVA (Stable Unit Treatment Value Assumption) requires that no influence on the treatment effect is induced by the interaction between the individuals or treatment mechanism [24]. Using the scenario of granting work visas (Figure 3), the violation of the first SUTVA requirement would occur if the process of acceptance is affected by the number of applicants from a particular country, and the number of applicants from this country increases with the number of visas approved (individuals joining family members and friends). The second assumption is violated if the nationals of one country would have different levels of "nationality," which would induce different effects on the outcome.

***Ignorability [31] (Potential Outcome)*** The Ignorability assumption requires that the sensitive attribute and the outcome are independent given observable variables. That means no unobserved variables create a significant link between the sensitive attribute and the outcome. For example, if the Age confounder is not present in the data, we cannot estimate the causal effect of the Nationality on the Visa granting decision.

**Positivity [31] (Potential Outcome)** The positivity is satisfied if the sensitive attribute is not deterministically related to other attributes. For example, it would be violated if the value of required skill or family status would always be the same for a specific Nationality group and the opposite for another. The same violation would occur if all the nationals of one country belonged to one age group and all the nationals of the second country belonged to another age group.

**Availability of Causal Graph [27] (DAG)** Causal graph is the main requirement in the DAG framework and provides the full specification of the relationships in the data. Formally, a causal graph  $\mathcal{G} = (\mathbf{V}, \mathcal{E})$ , composed of a set of variables/vertices  $\mathbf{V}$  and a set of edges  $\mathcal{E}$ , is a directed acyclic graph (DAG) that describes the causal relations between variables. It is subject to further assumptions of Causal Markov condition, Causal Faithfulness, and Causal Sufficiency that will be discussed next. All three assumptions together encode the same requirements as the SUTVA and Ignorability in Potential Outcome.

**Causal Markov condition [27] (DAG):** Causal Markov condition is related to graph representation and requires every node to be independent of its non-descendants given its parents. Formally, a directed acyclic causal graph  $\mathcal{G}$  with a set of vertices  $\mathbf{V}$  and a probability distribution  $\mathcal{P}$  over the vertices  $\mathbf{V}$  satisfies the Causal Markov Condition if every node  $X$  in  $\mathbf{V}$  is independent of  $NonDescendants(X)$  given  $Parents(X)$ . It implies the absence of cycles, a requirement equivalent to the first assumption in SUTVA.

**Causal faithfulness (DAG):** Causal faithfulness is also a characteristic of a causal graph. It requires that all the conditional independence relations that hold in the data are also encoded in the graph. Formally, a causal graph  $\mathcal{G}$  and a probability distribution  $\mathcal{P}$  over the same variables  $\mathbf{V}$  are faithful to each other if all and only the conditional independence relations that hold in  $\mathcal{P}$  are entailed by the Markov condition and d-separation in  $\mathcal{G}$ . For example, faithfulness would be violated if negatively correlated indirect paths in the data cancel out positively correlated directed paths rendering Nationality and Visa decision variables independent, even though they are dependent (connected with directed edges) in the graph.

**Causal sufficiency [27] (DAG):** causal sufficiency requires that there are no latent (hidden) confounders between variables in the data. It corresponds to the Ignorability assumption in the Potential Outcome Framework.

**Linearity [27, 24] (DAG, Potential Outcome):** the value of every variable is determined by a linear sum of the values of its parents (causes) in addition to the error term. This assumption makes causal relations simpler and hence the statistical computations (regression analysis) more tractable. The violation of linearity would occur if the one Nationality were preferred for issuing visas for higher-paying jobs and other for lower-paying jobs.

To summarize, we can say that both DAG and Potential Outcome causality frameworks heavily rely on background knowledge about the generating mech-

anisms. Some assumptions are possible to test from the data, for example, Linearity or Positivity.

Given, a causal graph and the data, the Causal Faithfulness assumption is also not difficult to test. Others, like Ignorability or SUTVA (also causal Markov condition and causal sufficiency), are very hard to evaluate. Violation of causal sufficiency may sometimes be detected from data using causal discovery algorithms [4]. If all the variables assumed in the causal structure cannot be obtained for the causal effect estimation, it is often possible to identify specific causal effects while other effects in the graph remain unidentified.[24]. This is particularly useful for fairness, as the effect of interest often is concentrated around the sensitive and few mediating or confounding variables. The assumption of acyclicity or no interaction has to be judged from the previous knowledge of the relevant social mechanisms. The first assumption is difficult to satisfy as feedback loops and interaction are very common in social science contexts. [24] views it as restrictive but necessary for carefully interpreting causal analysis results. It is difficult to satisfy as feedback loops and interaction are very common in social science contexts. [24] views it as restrictive, but necessary for carefully interpreting causal analysis results. However, sometimes the interaction between data points does not affect the whole data set, so parts less affected by data point dependency can be used for causal analysis [24]. The assumption of the constant level of effect of sensitive attribute on the outcome, as noted by [23] is less likely to be violated in the fairness scenarios.

One of the most significant restraints for using causality is the knowledge of the relationship between the variables, which can range from a fully specified causal graph with parameters to skeleton structure or partial relationships. The fact that causal relationships are predominantly expressed as a causal graph, and the potential outcome framework rejects the use of graphs gives an impression that the DAG Framework implies more assumptions than the Potential Outcome framework [30]. However, the full set of assumptions on the causal relationships is required for both frameworks to evaluate the identifiability of the causal relationship and point out the minimally sufficient conditioning set to isolate the specific causal effect [24, 26]<sup>6</sup> Potential Outcome analysts usually avoid structural assumptions by conditioning on as many covariates as possible, but apart from the computational expenses, this practice can lead to increasing rather than eliminating bias if the covariate is also a collider (Remember examples in 1b, 2b) [25]. The potential outcome framework has developed certain techniques to avoid the need for fully specified causal mechanisms for estimating causal quantities by casting the counterfactuals as missing data problem [24, 26]. However, the awareness of basic causal structure cannot be avoided. This is illustrated by the fact that for the evaluation of Path-specific effects, the most used Potential Outcome libraries require to specify confounders and mediators before performing the analysis<sup>7</sup>. Furthermore, [23, 4] shows the significant disagreement

<sup>6</sup>[24] distinguishes ATE as reliant on causal graphs, while identifiability of ATT and ATC is not defined by the graph.

<sup>7</sup>For example, paths: An Imputation Approach to Estimating Path-specific Causal Effects

between estimations of causal fairness notions (using both Potential Outcome and DAG notions) due to slight differences in the causal structure.

Given the causal structure, Potential Outcome and DAG frameworks can be used as complementary. While DAG provides sufficient conditions for identifiability and correct conditioning set, Potential Outcome methods allow to simplify the computation of counterfactuals [26, 24].

The causal structure (or causal graph) can be obtained by consulting domain experts, transferring the results learned from experimental studies, or learning from observational data. All of those approaches have their own limitations. Domain experts can disagree or have biased assumptions. The causal transplant of the experimental results can be non-applicable because of differences between the target and the experiment populations [28]. Finally, learning from the data requires additional assumptions on data distribution, functional relationships, the relations of exogenous unobserved variables, and the informed choice of the learning algorithm. [4] show how different algorithms for recovering causal structure yield different results when applied to the same data set. It is already a general consensus, that learning causal relationships from observational data only may not be realistic [14]. However, the combination of causal discovery, expert knowledge, and experimental results into a single framework could give more reliable results. Some methods are available for this purpose. In the case where the causal structure for the experiment and target population is known, the parametric relationships can be transferred or the data set augmented using causal transportability formulas [2, 29, 28]. For example, in the working visas scenario (Figure 3 the effect of the age confounder could be added to the analysis if it is known but not observed in the data. In the case where only the structure from the experimental setting is available, the structure learned from the observational data can be checked against it to inspect for any major discrepancies. For example, in the medical scenario, we might check with the experimental data if the link between gender and disease is indeed causal when evaluating the possible discrimination in treatment resource allocation given gender. Another approach frequently used in causal discovery is the use of tiers to account for temporal priority [4]. The selection of tiers relies on the idea that certain attributes cannot be an effect of the others because of temporal priority. For example, sex or race is set at birth and cannot be caused by other variables. However, this approach is very restrictive, as it does not consider the possibility for other variables to cause the appearance of race in *the sample* rather than in general and thus does not allow for the detection of certain confounders. For example, in Figure 2a individual race is not caused by living in a poor district, but a poor (also with accessible pricing) district attracts racial minorities that tend to be more financially vulnerable. The poor environment also impacts the school's performance, thus creating a confounding effect between race and ability to perform. Given the above, it is evident that causal discovery for fairness would benefit from a more systematic approach for integrating background

---

<https://github.com/xiangzhou09/paths>

knowledge into causal discovery and specifying fairness-related restrictions on the relationships between the variables.

## 5 Conclusions

We provide illustrative examples of the difference between causality and correlation in general and fairness-related scenarios. We show, that while it is possible to exploit correlation for predictions in certain scenarios, the non-causal predictions about human beings are creating a negative feedback loop for groups and individuals. This makes the need for causality particularly important in Fairness-related contexts. We also provide arguments for causality and the use of causal fairness notions for discrimination analysis by connecting them to legal frameworks and phases of the judicial process. Finally, we conclude that knowledge of causal structure is necessary for causal fairness estimation. Furthermore, even answering the question if we need to turn to causal estimations or can rely on simple statistical notions requires the knowledge of underlying causal relations. Namely, are there any confounding or mediating variables that need to be adjusted? This puts a causal graph<sup>8</sup> in the center of the applicability of Causal Fairness notions and causality framework in general. Apparently, there is no shortcut to obtaining a reliable causal structure, however, the combination of expert, experimental knowledge, and causal discovery methods can bring reasonably reliable results. We list relevant ideas and methods that can lead to more reliable causal structure discovery and leave the formalization and unification of those approaches into a single framework for future research.

## 6 Acknowledgement(s)

We thank the COMETE team of Inria Saclay-Ile-de-France and particularly Carlos Pinzón and Karima Makhlouf for rich discussions and exchange of ideas. The project is funded by the ERC grant Hypatia (<https://project.inria.fr/hypatia/>) under the European Union’s Horizon 2020 research and innovation program. Grant agreement No 835294.

## References

- [1] A. Balogun. Causality in western science and traditional african thought: a study in comparative philosophy. *Saarbrücken: Lambert Academic Publishers*, 2010.
- [2] E. Bareinboim and J. Pearl. Causal transportability with limited experiments. In *Twenty-Seventh AAAI Conference on Artificial Intelligence*, 2013.

---

<sup>8</sup>Or other representation of the causal relationships in the data set.

- [3] S. Barocas and A. D. Selbst. Big data’s disparate impact. *Calif. L. Rev.*, 104:671, 2016.
- [4] R. Binkytė-Sadauskienė, K. Makhlouf, C. Pinzón, S. Zhioua, and C. Palamidessi. Causal discovery for fairness. *arXiv preprint arXiv:2206.06685*, 2022.
- [5] K. A. Bollen and M. D. Noble. Structural equation models and the quantification of behavior. *Proceedings of the National Academy of Sciences*, 108(supplement\_3):15639–15646, 2011.
- [6] A. Brackey. *Analysis of Racial Bias in Northpointe’s COMPAS Algorithm*. PhD thesis, Tulane University School of Science and Engineering, 2019.
- [7] T. E. o. E. Britannica. Griggs v. duke power co. *Encyclopedia Britannica*, 2018.
- [8] S. Chiappa. Path-specific counterfactual fairness. In *Proceedings of the AAAI Conference on Artificial Intelligence*, volume 33, pages 7801–7808, 2019.
- [9] J. Dastin. Amazon scraps secret ai recruiting tool that showed bias against women. In *Ethics of Data and Analytics*, pages 296–299. Auerbach Publications, 2018.
- [10] R. Dembroff and I. Kohler-Hausmann. Supreme confusion about causality at the supreme court. *CUNY Law Review*, 25(1), 2022.
- [11] M. C. Garaud. Legal standards and statistical proof in title vii litigation: In search of a coherent disparate impact model. *U. Pa. L. Rev.*, 139:455, 1990.
- [12] M. Glymour, J. Pearl, and N. P. Jewell. *Causal inference in statistics: A primer*. John Wiley & Sons, 2016.
- [13] S. Greenland. Quantifying biases in causal models: classical confounding vs collider-stratification bias. *Epidemiology*, 14(3):300–306, 2003.
- [14] I. Guyon, C. Aliferis, G. Cooper, A. Elisseeff, J. P. Pellet, P. Spirtes, and A. Statnikov. Causality workbench. In *Causality in the sciences*. Oxford University Press, 2011.
- [15] P. Illari, F. Russo, and J. Williamson. Why look at causality in the sciences? a manifesto. *Causality in the Sciences*, pages 3–22, 2011.
- [16] G. W. Imbens and D. B. Rubin. *Causal inference in statistics, social, and biomedical sciences*. Cambridge University Press, 2015.
- [17] A. Kasirzadeh and A. Smart. The use and misuse of counterfactuals in ethical machine learning, 2021.

- [18] A. Khademi, S. Lee, D. Foley, and V. Honavar. Fairness in algorithmic decision making: An excursion through the lens of causality. In *The World Wide Web Conference*, pages 2907–2914, 2019.
- [19] N. Kilbertus, P. J. Ball, M. J. Kusner, A. Weller, and R. Silva. The sensitivity of counterfactual fairness to unmeasured confounding. In *Uncertainty in artificial intelligence*, pages 616–626. PMLR, 2020.
- [20] M. J. Kusner, J. Loftus, C. Russell, and R. Silva. Counterfactual fairness. *Advances in neural information processing systems*, 30, 2017.
- [21] D. Little. Causal mechanisms in the social realm. *Causality in the Sciences*, 27395, 2011.
- [22] J. R. Loftus, C. Russell, M. J. Kusner, and R. Silva. Causal reasoning for algorithmic fairness. *arXiv preprint arXiv:1805.05859*, 2018.
- [23] K. Makhlouf, S. Zhioua, and C. Palamidessi. Survey on causal-based machine learning fairness notions. *arXiv preprint arXiv:2010.09553*, 2020.
- [24] S. L. Morgan and C. Winship. *Counterfactuals and causal inference*. Cambridge University Press, 2015.
- [25] J. Pearl. *Probabilistic reasoning in intelligent systems: networks of plausible inference*. Morgan kaufmann, 1988.
- [26] J. Pearl. Direct and indirect effects. In *Proceedings of the Seventeenth conference on Uncertainty in artificial intelligence*, pages 411–420, 2001.
- [27] J. Pearl. *Causality*. Cambridge university press, 2009.
- [28] J. Pearl and E. Bareinboim. Transportability of causal and statistical relations: A formal approach. In *Twenty-fifth AAAI conference on artificial intelligence*, 2011.
- [29] J. Pearl and E. Bareinboim. External validity: From do-calculus to transportability across populations. In *Probabilistic and Causal Inference: The Works of Judea Pearl*, pages 451–482. 2022.
- [30] A. Rahmattalabi and A. Xiang. Promises and challenges of causality for ethical machine learning. *arXiv preprint arXiv:2201.10683*, 2022.
- [31] D. B. Rubin. Statistics and causal inference: Comment: Which ifs have causal answers. *Journal of the American Statistical Association*, 81(396):961–962, 1986.
- [32] B. Salimi, L. Rodriguez, B. Howe, and D. Suciu. Interventional fairness: Causal database repair for algorithmic fairness. In *Proceedings of the 2019 International Conference on Management of Data*, pages 793–810, 2019.
- [33] K. Tobia. Disparate statistics. *The Yale Law Journal*, pages 2382–2420, 2017.



- [34] A. Xiang. Reconciling legal and technical approaches to algorithmic bias. *Tenn. L. Rev.*, 88:649, 2020.
- [35] J. Zhang and E. Bareinboim. Fairness in decision-making—the causal explanation formula. In *Proceedings of the AAAI Conference on Artificial Intelligence*, volume 32, 2018.