

The Impact of Cooperation in Bilateral Network Creation*

Tobias Friedrich[†] Hans Gawendowicz[‡] Pascal Lenzner[§] Arthur Zahn[¶]

Abstract

Many real-world networks, like the Internet, are not the result of central design but instead the outcome of the interaction of local agents who are selfishly optimizing for their individual utility. The famous Network Creation Game [23] enables us to understand such processes, their dynamics, and their outcomes in the form of equilibrium states. In this model, agents buy incident edges towards other agents for a price of α and simultaneously try to minimize their buying cost and their total hop distance. Since in many real-world networks, e.g., social networks, consent from both sides is required to maintain a connection, Corbo and Parkes [14] proposed a bilateral version of the Network Creation Game, in which mutual consent and payment are required in order to create edges. It is known that the bilateral version has a significantly higher Price of Anarchy, compared to the unilateral version. This is counter-intuitive, since cooperation should help to avoid socially bad states. We investigate this phenomenon by analyzing the Price of Anarchy of the bilateral version with respect to different solution concepts that allow for various degrees of cooperation among the agents. With this, we provide insights into what kind of cooperation is needed to ensure that socially good networks are created. We present a collection of asymptotically tight bounds on the Price of Anarchy that precisely map the impact of cooperation on the quality of tree networks and we find that weak forms of cooperation already yield a significantly improved Price of Anarchy. Moreover, for general networks we show that enhanced cooperation yields close to optimal networks for a wide range of edge prices.

1 Introduction

Many real-world problems are related to networks or connections between entities. Given this, research on networks is concerned with the creation of efficient networks with regard to certain metrics. Traditionally, the creation of such networks is approached by a central algorithm, like in the cases of Minimum Spanning Trees [26], Topology Control Problems [38], and Network Design Problems [32]. The computed optimized networks or creation mechanisms are then dictated by a central authority who enforces the local implementation according to her decisions.

Such central orchestration is a good model if the whole network belongs to one real-world entity, i.e., a firm designing its internal communication network, who governs the network and centrally pays for its infrastructure. However, most large real-world networks instead emerged from the interaction of multiple entities, each with their own goals, who each have control over a local part of the network. For example, the Internet is a network of networks where each subnetwork is centrally controlled by an Internet service provider. Hence, to investigate and understand the formation of such networks, models from Economics and Game Theory, in which selfish agents choose strategies to optimize their individual utility are needed.

Given the selfishness of the agents, one of the prime questions in Algorithmic Game Theory is to understand the impact of this selfishness on the overall quality of the resulting outcomes of

*Supported by German Science Foundation project GEONET under grant DFG 442003138.

[†]Hasso Plattner Institute, University of Potsdam, Germany; friedrich@hpi.de

[‡]Hasso Plattner Institute, University of Potsdam, Germany; hans.gawendowicz@hpi.de

[§]Hasso Plattner Institute, University of Potsdam, Germany; pascal.lenzner@hpi.de

[¶]Hasso Plattner Institute, University of Potsdam, Germany; arthur.zahn@student.hpi.de

this strategic setting, i.e., on the social cost of the equilibria. This impact is typically measured by the Price of Anarchy (PoA) [29].

The Network Creation Game by Fabrikant et al. [23] is one of the most prominent game-theoretic models for the formation of networks. There, the agents correspond to nodes in a graph. For an edge price of $\alpha > 0$, each agent can unilaterally build incident edges to other nodes. All agents simultaneously try to minimize (1) the total hop distance to everyone else and (2) the cost they incur for building connections. As both incentives are in direct conflict, the challenge is to analyze how this tension is resolved in the equilibria of the game.

The Network Creation Game found widespread appeal in the Algorithmic Game Theory community and many variations have recently been studied. One of the earliest investigated variants is the Bilateral Network Creation Game by Corbo and Parkes [14], which acknowledges that not all real-world settings allow agents to build edges unilaterally. For instance, social networks require mutual consent and both sides to invest their time in order to maintain a connection. Consequently, the Bilateral Network Creation Game demands that both incident agents pay for an edge to establish it. From this arises a need for coordination, as agents can achieve little by themselves. Thus, Corbo and Parkes [14] did not analyze the standard Pure Nash Equilibrium as solution concept, but instead focused on the well-known concept of Pairwise Stability [27], in which two agents are allowed to cooperate to form a mutual connection. Interestingly, despite an abundance of literature on the unilateral Network Creation Game, its bilateral variant remains widely unexplored. This is even more astonishing given the known results on the PoA for both models: While the PoA with respect to Pure Nash Equilibria of the unilateral Network Creation Game is known to be constant for most ranges of α , the PoA with respect to Pairwise Stability of the Bilateral Network Creation Game was proven to be high. Thus, the required cooperation for establishing edges leads to socially worse equilibrium states.

This fact seems to be counter-intuitive: Cooperation among the agents should be beneficial and should reduce the social cost of equilibrium states. Thus, the problem with the analysis of the Bilateral Network Creation Game seems to be the drastically limited amount of cooperation allowed by Pairwise Stability. This directly gives rise to a very natural question: How much cooperation among the agents is actually needed to ensure a low PoA?

We answer this question by investigating the impact of different amounts of cooperation on the quality of the resulting equilibrium states, i.e., the social cost of the created networks. By this, we establish the positive result that allowing slightly more cooperation than allowed by Pairwise Stability already has a significant impact on the PoA.

1.1 Model and Notation

For $i, j \in \mathbb{N}$, with $i \leq j$, we use $[i..j]$ to denote the set $\{k \in \mathbb{N} \mid i \leq k \leq j\}$ and $[i]$ to denote $[1..i]$. Whenever we use the logarithm log, the base is always 2 unless explicitly specified.

Graphs: We model networks as *graphs*. A graph consists of nodes and undirected edges between those nodes, and is formally defined as a pair $G = (V_G, E_G)$ where V_G is the set of nodes and E_G the set of edges. The number of nodes $|V_G|$ is denoted by n_G . We omit the subscript if the underlying graph is clear from the context. Each edge $e \in E_G$ is a subset of V_G and contains exactly the two distinct nodes it connects. Moreover, for two nodes $u, v \in V_G$, we use the shorthand uv for $\{u, v\}$ and say that u and v are *neighbors* in G if $uv \in E_G$.

The *distance* between two nodes $u, v \in V$ in a graph G is defined as the number of edges on a shortest path from u to v in G and we denote it by $\text{dist}_G(u, v)$. Since our graphs are undirected, the distance is always symmetric, i.e., $\text{dist}(u, v) = \text{dist}(v, u)$. Furthermore, we assume $\text{dist}(u, u) = 0$. If there is no path in G from u to v , we consider the distance to be extremely large, or virtually infinite. For technical reasons, we define the constant $M \in \mathbb{N}$ and say $\text{dist}(u, v) = M$ in such cases. We elaborate on this constant M below. The total distance of

a node $u \in V$ to multiple other nodes $V' \subseteq V$ is defined by $\text{dist}(u, V') = \sum_{v \in V'} \text{dist}(u, v)$. In the special case $V = V'$, we use the shorthand $\text{dist}(u) = \text{dist}(u, V)$ and call this sum the total distance cost of node u . We define the *extended neighborhood* of a node $u \in V$ as follows: for $i \in \mathbb{N}$, we refer to all nodes of distance at most i from u as the set $\text{Neigh}_G^{\leq i}(u) = \{v \in V \mid \text{dist}(u, v) \leq i\}$. Analogously, we define $\text{Neigh}^=i(u)$ and note that $\text{Neigh}^=1(u)$ denotes the *neighborhood* of u .

For a graph G and $u, v \in V$, the graph $G - uv$ refers to G without edge uv , i.e., $(V, E \setminus \{uv\})$. By contrast, if we consider adding uv to G , we denote the resulting graph as $G + uv$.

(Bilateral) Network Creation Game: The Network Creation Game consists of n selfish *agents* who are building a network among each other. These agents correspond to the node set V of the resulting graph, so we will use the terms agent and node interchangeably. Each agent $u \in V$ has a *strategy* $S_u \subseteq V \setminus \{u\}$, which specifies towards which other nodes the agent u wants to construct edges. The individual strategies of all agents are combined into a *strategy vector* S , which encapsulates a state of the game. The *created graph* G is derived from this strategy vector. We consider two versions of the Network Creation Game, the *Unilateral Network Creation Game (NCG)* [23] and the *Bilateral Network Creation Game (BNCG)* [14]. In the NCG, for two nodes $u, v \in V$, the edge uv is part of G exactly if $u \in S_v$ or $v \in S_u$. In contrast, in the BNCG we have $uv \in E$ if and only if $u \in S_v$ and $v \in S_u$, i.e., both agents need to agree on the creation of the edge. In this work we will mostly focus on the BNCG.

Building edges is not free in the (B)NCG. Instead there is a parameter $\alpha \in \mathbb{R}_{>0}$ which determines the buying cost of each edge. An agent $u \in V$ incurs the buying cost $\text{buy}_S(u) = \alpha |S_u|$, so she has to pay for each target node in her strategy¹. We assume that in the BNCG there is a bijection between strategy vectors and created graphs. Thus, in most cases we abstract away from the underlying strategy vector S and directly consider the created graph G .

Each agent $u \in V$ aims to selfishly minimize her *total cost* $\text{cost}_G(u)$ in graph G , which is defined as the sum of her buying cost and her total hop distance to all other agents, i.e.,

$$\text{cost}_G(u) = \text{buy}_G(u) + \text{dist}_G(u).$$

The goals of minimizing the number of incident edges built and the distance to the other agents are conflicting. The game-theoretic question is how this conflict is resolved by the selfish agents.

Remember, that we define the distance between two disconnected nodes to be M . We set M to some value larger than αn^3 to enforce that, for $i \in [n]$, an agent should prefer any graph where she can reach i agents over any graphs where she can reach at most $i - 1$ agents, but given the same reachability she should prefer to minimize her buying and distance cost.

Solution Concepts: As all agents are selfish, the graphs created by the game are the result of decentralized decisions instead of central coordination. When analyzing the properties of such games, we are especially interested in *equilibria*, which describe strategy vectors that are stable against specific types of strategy changes. Non-equilibrium states might not persist without external enforcement, because the agents would defect from such states in order to decrease their cost. We consider different solution concepts, where each of them is characterized by the types of improving strategy changes it is stable against. We say that a strategy change is *improving* for some agent if the change yields strictly lower cost compared to the old strategy.

The most prominent solution concept for the NCG is the Pure Nash Equilibrium. A strategy vector S is in *Pure Nash Equilibrium (NE)* if and only if no agent $u \in V$ can strictly decrease her cost by changing her own strategy S_u . However, the NE is not suited for the BNCG. The reason being that while a node $u \in V$ may delete edges unilaterally by removing them from her strategy, she cannot add new edges by changing only her own strategy, since bilateral consent

¹Note that in the BNCG an agent u has to pay for $v \in S_u$ even if $u \notin S_v$ and thus $uv \notin E$. Similarly, edges might be paid for twice in the NCG if $u \in S_v$ and $v \in S_u$. However, such inefficiencies will not arise in equilibria.

is required for this. Hence, a meaningful solution concept for the BNCG requires that multiple agents are able to coordinate to change their strategies in an atomic step. We consider the following solution concepts, presented in order of increasing amount of cooperation:

- **Remove Equilibrium (RE):** A strategy vector S is a *Remove Equilibrium (RE)* exactly if no agent $u \in V$ can improve by removing a single node from her strategy S_u .
- **Bilateral Add Equilibrium (BAE):** A strategy vector S is a *Bilateral Add Equilibrium (BAE)* exactly if there are no $u, v \in V$ such that both improve by adding u to S_v and v to S_u .
- **Pairwise Stability (PS) [27]:** A strategy vector S is *pairwise stable (PS)*, exactly if it is in Remove Equilibrium and in Bilateral Add Equilibrium.
- **Bilateral Swap Equilibrium (BSwE):** A strategy vector S is a *Bilateral Swap Equilibrium (BSwE)* exactly if there are no $u, v, w \in V$ with $u \in S_v$, $v \in S_u$ and $u \notin S_w$, $w \notin S_u$ such that u and w can improve by replacing v by w in S_u and adding u to S_w .
- **Bilateral Greedy Equilibrium (BGE):** A strategy vector S is in *Bilateral Greedy Equilibrium (BGE)* exactly if it is pairwise stable and in Bilateral Swap Equilibrium².
- **Bilateral Multi-Add Equilibrium (BmAe):** A strategy vector S is in *Bilateral Multi-Add Equilibrium (BmAe)* exactly if there is no agent $u \in V$ with the following type of improving move. Let $A \subseteq V \setminus S_u$. Adding the edges between u and all nodes in A is an improving move if and only if u and all nodes in A strictly benefit from this.
- **Bilateral Neighborhood Equilibrium (BNE):** A strategy vector S is in *Bilateral Neighborhood Equilibrium (BNE)* exactly if there is no agent $u \in V$ with the following type of improving move. Let $R \subseteq S_u$ and let $A \subseteq V \setminus S_u$. Removing the edges between u and R and adding the edges between u and A is an improving move if and only if u and all nodes in A strictly benefit from the whole change³.
- **Bilateral (k -)Strong Equilibrium ((k -)BSE):** A strategy vector S is in *Bilateral k -Strong Equilibrium (k -BSE)* exactly if there is no coalition $\Gamma \subseteq V$ of size at most k such that there is the following type of improving move. The move can delete a subset of edges $R \subseteq E$, as long as for each edge $uv \in R$ it holds that $uv \cap \Gamma \neq \emptyset$. At the same time, it can add a set of new edges $A \subseteq 2^V \setminus E$, if for all $uv \in A$ it holds that u and v are both included in Γ . The move is improving if all nodes in Γ strictly benefit from it. A graph G is in *Bilateral Strong Equilibrium (BSE)* exactly if it is in n -BSE⁴.

Throughout the different solutions concepts above, we can see the trend of increasingly enhanced options for coordination, with the BSE admitting the strongest form of agent collaboration.

Quality of Equilibria Having discussed the different types of equilibria, we now explain how we measure their quality. Above, we already defined the cost of each individual agent in a graph G . Based on this, the *social cost* of G is defined as the total cost incurred by all agents and is denoted by $\text{cost}(G) = \sum_{u \in V} \text{cost}(u)$. Analogously, we also define the *total distance cost* and the *total buying cost* of G , denoted by $\text{dist}(G) = \sum_{u \in V} \text{dist}(u)$ and $\text{buy}(G) = \sum_{u \in V} \text{buy}(u)$, respectively. Of special interest are graphs with the minimum social cost for given n and α , called the *social optima*.

²For the NCG, Lenzner [30] defined the Greedy Equilibrium (GE), where no agent can improve by unilaterally adding, removing, or swapping a single incident edge. The BGE is the natural extension of the GE to bilateral edge formation.

³Note that the allowed strategy changes in the BNE mirror the types of improving moves considered for NE in the NCG. Hence, the BNE is the natural extension of the NE to bilateral edge formation. In contrast to the BmAe, the BNE is not only stable against multi-additions but also stable against combinations of multi-additions and multi-deletions.

⁴For the NCG, [4, 17] proposed and investigated the Strong Equilibrium (SE), which is stable against unilateral strategy changes by any coalition of agents. The BSE is the natural extension of the SE to bilateral edge formation.

For a graph G with n nodes and parameter α , we define the *social cost ratio* $\rho(G)$ as follows. Let OPT be a social optimum for n and α , then $\rho(G) = \frac{\text{cost}(G)}{\text{cost}(\text{OPT})}$, i.e., the ratio of the social cost of G and the social cost of OPT. In particular, $\rho(G)$ is 1 exactly if G is a social optimum.

The *Price of Anarchy (PoA)* [29] for a specific solution concept is a function of $n \in \mathbb{N}$ and $\alpha \in \mathbb{R}_{>0}$. For given n and α , let \mathcal{G} denote the set of all graphs with n nodes which meet the considered equilibrium definition. Then, the PoA for that n and α is defined as $\max\{\rho(G) \mid G \in \mathcal{G}\}$. The PoA is a measure for the worst-case inefficiency and we are particularly interested in the asymptotics for the different solution concepts, i.e., in bounds on the PoA that depend on the number of agents n and the edge price α .

1.2 Related Work

The unilateral Network Creation Game was introduced by Fabrikant et al. [23], who also upper bounded the PoA with respect to NE with $\mathcal{O}(\sqrt{\alpha})$. They showed that trees in NE have a PoA of at most 5 and they proposed the tree conjecture, which states that there is a constant $A \in \mathbb{N}$ such that all graphs in NE are trees if $\alpha \geq A$. While the original tree conjecture was disproven [1], it was reformulated to hold for $\alpha \geq n$. This is best possible, since non-tree networks in NE exist for $\alpha < n$ [33]. A recent line of research [1, 37, 33, 2, 3, 5, 20] proved the adapted conjecture to hold for $\alpha > 3n - 3$, further refined the constant upper bounds on the PoA for tree networks, and showed that the PoA is constant if $\alpha > n(1 + \varepsilon)$, for any $\varepsilon > 0$. The currently best general bound on the PoA that holds for all $\alpha > 0$ was established by Demaine et al. [19]. They derived a PoA bound of $2^{\mathcal{O}(\sqrt{\log n})}$ and gave a constant upper bound for $\alpha \in \mathcal{O}(n^{1-\varepsilon})$. Even earlier, Lin [31] showed constant PoA upper bounds for $\alpha \in \mathcal{O}(\sqrt{n})$ and Albers et al. [1] upper bounded the PoA by $\mathcal{O}(1 + \sqrt[3]{\min\{\alpha^2/n, n^2/\alpha\}})$. Overall, the PoA has been shown to be constant for most ranges of α and it is conjectured that this also holds for the remaining range.

The NCG was also analyzed with regard to Strong Equilibria (SE), for which the PoA was shown to be at most 2 in general [4] and at most $\frac{3}{2}$ for $\alpha \geq 2$ [17]. Thus, due to the already very low PoA without cooperation, even enhanced cooperation as in SE can only slightly improve the PoA. Greedy Equilibria (GE) for the NCG have been introduced by Lenzner [30] who showed that any graph in GE is in 3-approximate NE and that for trees both solution concepts coincide. Moreover, it is shown that if an agent can improve by adding multiple edges, then she can also strictly decrease her cost by adding a single edge.

Also many variations of the NCG have been studied. For example, the max-version [19], where agents want to minimize their maximum distance. Also variants with weighted traffic [1], a version on an incomplete host graph that specifies which edges can be formed [18], or a geometric version on host graphs with weighted edges [7, 24]. Moreover, also NCG variants with non-uniform edge prices [34, 16, 13, 7, 8, 11], locality [6, 10, 15], and robustness [35, 12, 21].

This work focuses on the BNCG. While it was proposed by Corbo and Parkes [14], the idea to consider pairwise stable networks can be traced back to the Connections Game by Jackson and Wolinsky [27]. So far, the PoA in the BNCG has only been analyzed for PS. In particular, Corbo and Parkes [14] showed an upper bound of $\mathcal{O}(\min\{\sqrt{\alpha}, n/\sqrt{\alpha}\})$, which Demaine et al. [19] showed to be tight. Moreover, Corbo and Parkes [14] conjecture that all graphs in NE are also pairwise stable. Bilateral edge creation is a natural model for the formation of social networks. Recently, Bilò et al. [9] used this motivation to study a variant of the BNCG with non-uniform edge price. Also, a variant of the BNCG with an inverted cost function modeling social distancing aspects in network formation was investigated by Friedrich et al. [25].

Orthogonal to our approach, the BNCG has also been generalized by introducing cost-sharing of the edge prices [1]. In this variant, every agent specifies for every possible edge a cost-share she is willing to pay. Then edges with total cost-shares of at least α are formed. Albers et al. [1] show that their PoA upper bound of $\mathcal{O}(1 + \sqrt[3]{\min\{\alpha^2/n, n^2/\alpha\}})$ from the NCG carries over to the cost-sharing version. Later, Demaine et al. [18] showed an improved PoA

upper bound that is polylogarithmic in n . They also introduced the Collaborative Equilibrium, which can be considered as being in-between Pairwise Stability and the Strong Equilibrium. A Collaborative Equilibrium is stable against strategy changes by any coalition of agents that concern the joint cost-shares of any single edge. Hence, any coalition of agents could collaboratively collect cost-shares to form a specific single edge. In contrast to the strategy changes that we focus on, this implies that (coalitions of) agents can also create non-incident edges.

1.3 Our Contribution

We analyze the Bilateral Network Creation Game with regard to different solution concepts, in order to evaluate the impact of different levels of cooperation on the Price of Anarchy.

For this, we introduce various natural solution concepts with a wide range of allowed cooperation among the agents. We compare the subset relationships of these equilibria and locate the position of the already established Pairwise Stability within this landscape of solution concepts. Moreover, we discuss the relationship between solution concepts for the unilateral NCG and the BNCG, in particular what types of equilibria carry over. Thereby we disprove an old conjecture by Corbo and Parkes [14] which states that all graphs in unilateral Pure Nash Equilibrium are also pairwise stable. Furthermore, we show that there are non-tree graphs in Bilateral Strong Equilibrium even for high edge price, i.e., for $\alpha \in \Theta(n^2)$.

Our main contribution is a thorough investigation of the PoA for various degrees of allowed cooperation among the agents. See Table 1 for an overview. For this, we first focus on equilibria

Equilibrium	PoA on Trees	Source
PS	$\Theta(\min\{\sqrt{\alpha}, n/\sqrt{\alpha}\})$	O : Corbo and Parkes [14], Ω : Demaine et al. [19]
BSwE	$\Theta(\log \alpha)$	Section 3.2.1
BGE	$\Theta(\log \alpha)$	Section 3.2.2
BNE	$\Theta(1)$, for $\alpha \leq \sqrt{n}$, $\Theta(\log \alpha)$, for $\alpha \geq n^{1/2+\varepsilon}$	Section 3.2.3
3-BSE	$\Theta(1)$	Section 3.2.4
Equilibrium	PoA on General Graphs	Source
BSE	$\Theta(1)$, for $\alpha \leq n^{1-\varepsilon}$	Section 3.3
	$\Theta(1)$, for $\alpha \geq n \log n$	Section 3.3
	$\mathcal{O}\left(\frac{\log n}{\log \log \log n}\right)$, otherwise	Section 3.3

Table 1: Asymptotic PoA bounds for $\alpha \geq 1$ and $\alpha < n^{2-\varepsilon}$, for any $\varepsilon > 0$.

that are trees. Such networks are of prime importance for the unilateral NCG and hence are a natural candidate for comparing the unilateral and the bilateral variants. Moreover, we show that studying tree networks also yields valuable insights about the impact of cooperation for the BNCG. In particular, we observe multiple improvements to the asymptotic PoA as we increase the allowed amount of cooperation. While the PoA is known to be in $\Theta(\min\{\sqrt{\alpha}, n/\sqrt{\alpha}\})$ for Pairwise Stability [14, 19], which only allows cooperation for creating a single edge, we show that simply allowing cooperative edge swaps, as in Bilateral Swap Equilibria or in Bilateral Greedy Equilibria, already improves the PoA to $\Theta(\log \alpha)$. For trees in Bilateral Neighborhood Equilibrium, we get the same PoA for $\alpha \geq n^{1/2+\varepsilon}$, with $\varepsilon > 0$, but, surprisingly, the PoA changes to being constant for $\alpha \leq \sqrt{n}$. Finally, we show that trees in Bilateral 3-Strong Equilibrium have a constant PoA across all ranges of α . This is a positive result as it shows that already the cooperation of small agent coalitions of size 3 yields almost optimal social cost.

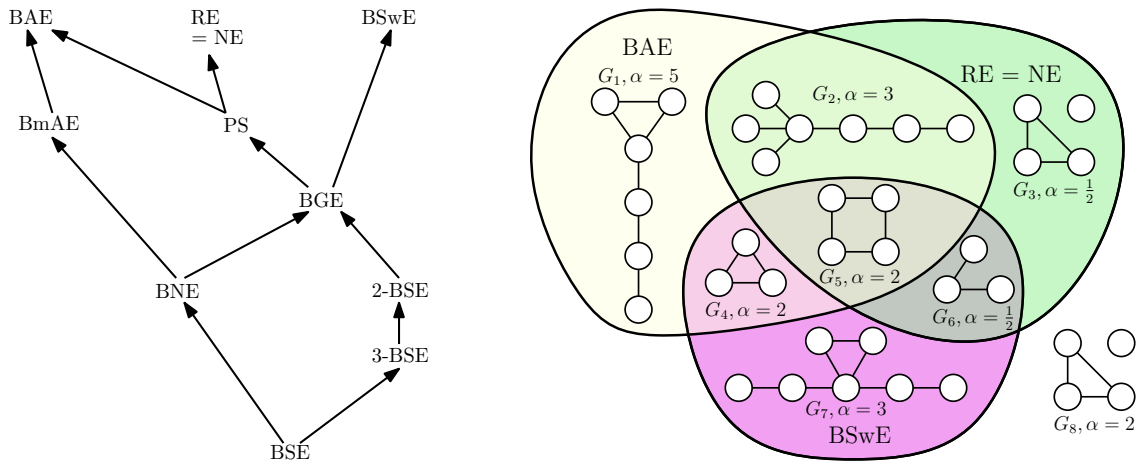
For general networks we investigate the impact of enhanced cooperation on the PoA by studying Bilateral Strong Equilibria. Interestingly, our results are similar to the currently best known PoA bounds for NE in the unilateral NCG. We prove a constant PoA for Bilateral Strong Equilibria for $\alpha \leq n^{1-\varepsilon}$, with $\varepsilon > 0$, and for $\alpha \geq n \log n$. For the α range in-between we show

that the PoA is in $o(\log n)$. It remains open whether the PoA is constant for all $\alpha > 0$ and we show that our techniques cannot be applied to obtain a constant PoA bound for $\alpha = n$.

2 Relationship of Equilibria

We explore the subset relationships among the various solution concepts introduced above. The results are summarized in Figure 1a. The subsets relationships follow directly from the definitions, but showing that subsets are proper or that some equilibria are not comparable requires a rich set of examples.

We find that the well-known pairwise-stability [27] is a superset of many of the solution concepts that we study, i.e., the BGE and BNE can be understood as stronger refinements of PS. Moreover, in interesting contrast to the unilateral setting [30], we show that buying multiple edges bilaterally is strictly more powerful than single bilateral edge additions.



(a) The subset relationships between the considered solution concepts. Arrows point from subset to superset, all subset relations are proper.

(b) Venn diagram showing the relation of RE, BAE, and BSwE. They are pairwise incomparable.

Figure 1: Overview over the subset relationships between the solution concepts.

Remove Equilibria, Bilateral Add Equilibria, and Bilateral Swap Equilibria: We show that RE, BAE, and BSwE are truly distinct. The examples given in Figure 1b imply the following theorem.

Theorem 1. *For each combination of RE, BAE, and BSwE, there is a graph that is stable for exactly that combination.*

Interestingly, Remove Equilibria and Pure Nash Equilibria are identical. This essentially follows from an observation by Corbo and Parkes [14], that removing a single edge is just as powerful as removing multiple edges at once. This carries over from the unilateral NCG.

Theorem 2. *The set of Remove Equilibria coincides with the set of Pure Nash Equilibria.*

Proof. NE are trivially a subset of RE, as removing an edge is performed by changing the strategy of a single agent. Thus, it remains to show that if a graph G is in RE, then it is also in NE.

Assume for the contrapositive that G is not in NE. Then there is some agent $u \in V$ and a best-response strategy $S'_u \subseteq V$ such that agent u can improve by changing to strategy S'_u . We do a case distinction based on whether S'_u is a subset of S_u .

If S'_u adds a new target node $v \in S'_u \setminus S_u$, then the new edge uv is only built if u is already included in S_v . If this is the case, then G is not in RE, as agent v can improve by removing u from her strategy. Otherwise, adopting $S'_u \setminus \{v\}$ is a better-response than S'_u , which contradicts our assumption.

The remaining case is that $S'_u \subset S_u$ holds, so the new strategy does not add any new target nodes but only removes existing ones. As shown by Corbo and Parkes [14], this implies that there must also be a single target node $v \in S_u$ whose removal is beneficial for agent u . Thus, the graph is not in RE. \square

Bilateral Multi-Add Equilibria: We first compare BmAE with BAE, RE, and BSwE.

Theorem 3. *BmAE are a subset of AE. There is, however, no subset relation with RE and BSwE.*

Proof. The subset relation follows directly from the equilibrium definitions. We use Figure 1b to show the non-comparability with RE and BSwE. The graph G_6 is in RE and in BSwE, but not in BAE and thus not in BmAE. On the other hand, graph G_1 is in BmAE but neither in RE nor in BSwE. \square

Next, we show that in the BNCG multi-additions can be stronger than single edge additions. This is surprising, since it is in stark contrast to the NCG, where it was proven by Lenzner [30, Lemma 1] that adding a single edge is just as powerful as adding multiple edges.

Theorem 4. *There is a graph G which is in BAE but not in BmAE.*

Proof. Consider the counter-example in Figure 2. We argue that there are no single edges which

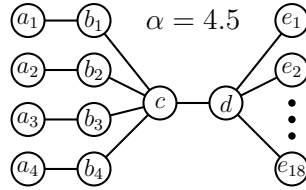


Figure 2: An example of a graph that is in BAE but not in BmAE.

can be added mutually beneficially. For brevity, we define the node subsets $V_A = \{a_i\}_{i \in [4]}$, $V_B = \{b_i\}_{i \in [4]}$ and $V_E = \{e_i\}_{i \in [18]}$. Going through the different node types, we see that there is no mutually beneficial edge to be added.

- Node d does not want to connect to anyone, as connecting to $a \in V_A$ or $b \in V_B$ only reduces its distance cost by 2.
- Node c does not want to connect to anyone, as connecting to $a \in V_A$ or $e \in V_E$ only reduces its distance cost by 1.
- Node $b \in V_B$ does not want to connect to $e \in V_E$, $a \in V_A$ and $b' \in V_B$, as that reduces its distance cost by at most 2.
- Node $e \in V_E$ does not want to connect to $a \in V_A$ as that only reduces its distance cost by 4. Connecting to $e \in V_E$ reduces the distance cost by 1.
- Node $a \in V_A$ does not want to connect with a_j as it only reduces the distance cost by 4.

Consequently, G is in BAE.

On the other hand, if we allow for multiple edges to be added incident to a single node simultaneously, then agent b_1 can buy edges to d and to all nodes in $V_A \setminus \{a_1\}$. This multi-addition is beneficial for all $a \in V_A \setminus \{a_1\}$ as they get closer to the nodes in V_E . Moreover, agent d benefits because it decreases her distance by 1 respectively to each node in V_A and to b_1 . Finally, agent b_1 has to pay for 4 new edges, so it has an additional buying cost of 18, but she gets closer to all nodes in $V_E \cup \{d\} \cup A \setminus \{a_1\}$. \square

Pairwise Stability and Bilateral Greedy Equilibria: We compare graphs in PS and BGE with RE, BAE, BSwE, and BmAE.

Theorem 5. *PS is the intersection of the sets of BAE and RE. The set of GE is the intersection of the sets PS and BSwE. Neither PS nor BGE have a subset relationship with BmAE.*

Proof. The intersections follow directly from the definitions. Since both sets are visible in Figure 1b, we also know that BGE is a proper subset of PS.

The graph G_1 is in BmAE but not in PS, so it remains to show that BGE is not a subset of BmAE. For this, consider Figure 2, for which we already know from Theorem 4 that it is in BAE but not in BmAE. The graph is also in RE, as deleting any edge would disconnect the graph.

Finally, we need to argue that it is in BSwE. For brevity, we define the node subsets $V_A = \{a_i\}_{i \in [4]}$, $V_B = \{b_i\}_{i \in [4]}$ and $V_E = \{e_i\}_{i \in [18]}$.

- There is no mutually beneficial swap around $a \in V_A$ or $e \in V_E$, as the target of the swap would not improve by paying for an extra edge and only reducing its distance to a single node.
- There is no mutually beneficial swap around $b \in V_B$. The edge towards the associated $a \in V_A$ cannot be removed, as the graph needs to remain connected. Only swapping bc for bd would decrease the distance cost of b , but that is not mutually beneficial as the distance cost of d is only reduced by $3 < \alpha$ by that change.
- There is no beneficial swap around c or d , as either of them already has the best possible neighbors.

Consequently, the graph is in BGE but not in BmAE. \square

Bilateral Neighborhood Equilibria:

Theorem 6. *The set of BNE is a proper subset of the intersection of the sets of BmAE and BGE.*

Proof. Both subset relationships follow by definition. We can see in Figure 3 a graph, which is both in BmAE and in BGE but not in BNE.

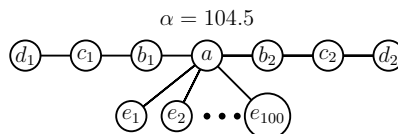


Figure 3: Example of a graph that is in BmAE and in BGE but not in BNE.

We start by arguing that it is in BmAE. Due to the high edge cost, agents only agree to pay for an additional edge, if their distance to node a decreases. But one of the nodes involved in

the construction of new edges has to be the closest one to node a , so it cannot be beneficial for all nodes involved.

For BGE, we already know that it is in AE and since the graph is a tree, it is also in RE, so it only remains to show that the graph is in BSWE. Swapping around any of the type c , d or e nodes will not bring the swap partner closer to a , even though the partner has to pay for an extra edge, so it cannot be mutually beneficial. The type b nodes already have ideal connections, so they also do not want to swap an incident edge. Finally, agent a would benefit from swapping ab_1 for ac_1 (or ab_2 for ac_2), but that change reduces the distance cost of c_1 only by 104, which is less than the increase in buying cost. Hence, the graph is in BGE.

On the other hand, the graph is not in BNE as a can remove ab_1 and ab_2 while adding ac_1 and ac_2 , so essentially doing two swaps simultaneously. This decreases the distance cost of a by 2. For c_1 and c_2 , the distance cost is reduced by $105 > \alpha$, so they also benefit from the change. \square

Bilateral k -Strong Equilibrium: We show that k -BSE and BNE are not comparable.

Theorem 7. *There is a graph G which is in BNE but not in 2-BSE.*

Proof. Consider graph G in Figure 4. We start by showing that it is in BNE. For brevity, we

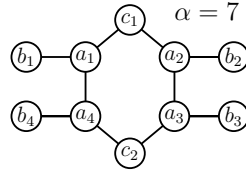


Figure 4: This graph is a Neighborhood Equilibrium but not a 2-Strong Equilibrium.

define the sets $A = \{a_i\}_{i \in [4]}$, $B = \{b_i\}_{i \in [4]}$, and $C = \{c_i\}_{i \in [2]}$. For each of those sets, the nodes are symmetrical to all others in the set, which keeps the number of cases we need to consider small.

The initial distance costs are $\text{dist}(a_1) = 19$, $\text{dist}(b_1) = 27$, and $\text{dist}(c_1) = 19$. As there are 10 nodes, the trivial distance cost lower bound for a node $u \in V$ is $2 \cdot 9 - |S_u|$, this will be useful when limiting the number of additional edges the agents are willing to buy.

We start by showing that the nodes in A and C are not willing to cooperate as new edge targets in a neighborhood change around a different node. To show this, we will utilize the following upper bound on the distance cost reduction. Consider a neighborhood change around a node $u \in V$, where the change adds an edge to $v \in V$. Then, the distance cost reduction of v is at most

$$\sum_{w \in V} \max \{0, \text{dist}(v, w) - 2\} + 1.$$

The reason for this is, if the distance to $w \in V \setminus \{u\}$ decreases by the change, then the new shortest path contains u , so the new distance is at least 2. Only the distance to u is decreased to 1, which is the origin for the addition of 1 in the term.

For $a \in A$, there are two nodes at distance 3 and one at distance 4, so the maximum distance reduction a_1 can hope to achieve by participating in a neighborhood change around a different node is 5, which is less than the increase in buying cost for the extra edge. For $c \in C$, there are 3 nodes at distance 3, so the maximum distance cost reduction is even lower. Consequently, the nodes of A and C are not willing to act as new edge partners.

With that in mind, we now consider the different potential centers of the neighborhood changes.

First, consider a change around $a \in A$, without loss of generality let $a = a_1$. Let S'_a denote the new strategy. Even if a would add connections to all nodes in B , its distance cost would

decrease by only 6, which implies that $|S'_c| \leq 3$. Based on the options we excluded, we can assume that $S'_a \subseteq B \cup \{a_4, c_1\}$ and $b_1 \in S'_a$. Further, we observe that a connection to a_4 is never worse than a connection to b_4 , and c_1 and b_2 are exchangeable. In the case $|S'_a| = 1$, having a connection to b_3 is the best option, but that is still not profitable for a as its distance cost would increase to 28. For $|S'_a| = 3$, the only interesting scenario is $b_3 \in S'_a$, in which case the connection to a_4 is preferable over one to c_1 (which is exchangeable with b_2). Here, so for $S'_a = \{b_1, b_3, a_4\}$, the distance cost increases to 21, so a also does not benefit.

Second, consider a change around $b \in B$, without loss of generality let $b = b_1$. Let S'_b denote the new strategy. Even if it were to connect to all other nodes in B , its distance cost would decrease by only 12, which implies $|S'_b| \leq 2$. We can exclude $|S'_b| = 1$ because the target node $v \in S'_b$ only decreases its distance to b , which is not worth paying for an extra edge. If $a_1 \in S'_b$, the best target node for the additional edge is b_3 , but that only decreases the distance cost by 6 which is insufficient. At the same time, a connection to a_1 is preferable over b_4 , so we can also exclude $b_4 \in S'_b$. This only leaves the case $S'_b = \{b_2, b_3\}$ which is clearly not an improvement for b_1 .

Finally, consider a change around $c \in C$, without loss of generality let $c = c_1$. Let S'_c denote the new strategy. Even if c would add connections to all nodes in B , its distance cost would decrease by only 6, which implies $|S'_c| \leq 2$. With regard to the graph topology, a connection to a_1 is preferable over b_1 and b_4 , and a_2 is preferable over b_2 and b_3 . Hence, there is no improving change for $|S'_c| = 2$. On the other hand, removing an existing edge increases the distance cost to 31.

Thus, the graph G is in BNE. By contrast, the coalition $\{a_1, a_3\}$ can improve by removing a_1c_1 and a_3c_2 while adding a_1a_3 . Consequently, the graph G is not in 2-BSE. \square

Since BNE is a subset of BGE, we get the following corollary.

Corollary 8. *2-BSE are a proper subset of BGE.*

Now we show that not all graphs in k -BSE are in BNE.

Theorem 9. *For each $k \in \mathbb{N}_{\geq 2}$, there is a graph G which is in k -BSE but not in BNE.*

Proof. For a fixed k , consider the graph G depicted in Figure 5. For brevity, we define the sets $B = \{b_j\}_{j \in [i]}$, $C = \{c_j\}_{j \in [i]}$, and $D = \{d_j\}_{j \in [i]}$.

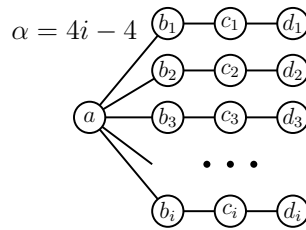


Figure 5: For $k \in \mathbb{N}_{\geq 2}$ and $i = 20k$, this graph is in k -BSE but not in BNE.

We start by showing that G is in k -BSE. Assume for contradiction a coalition $\Gamma \subset V$ of size at most k which transforms the graph into G' such that all members of the coalition reduce their cost.

For an agent $u \in V$, we account for two ways of reducing the distance cost. First is getting closer to a , where getting $x \in \mathbb{N}$ hops closer to a reduces the distance cost by at most xn . The other way of reducing the distance cost is based on getting closer to a row $R_j = \{b_j, c_j, d_j\}$ with $j \in [i]$ via a path not containing a (unless $u = a$). This is only viable if there is a node $v \in R_j$ which is part of the coalition $v \in \Gamma$. Seeing that the distance to R_j in G is at most $\text{dist}(u, R_j) \leq 15$, it can be reduced by at most 12. So, the total distance reduction of this accounting category is upper bounded by $12k$.

With that in mind, the distance cost reduction for agent $b \in B$ is upper bounded by $12k$ and for agent $c \in C$ by $n + 12k$, which implies that neither is willing to increase her buying cost. On the other hand, agent $d \in D$ might be willing to pay for an extra edge if she gets a direct connection to a , but not otherwise. This already limits the maximum degree of all nodes but a in G' to 2. The agent a cannot decrease the distance to herself, so we also know that a is not willing to increase her buying cost.

If $a \notin \Gamma$, then no agent is willing to increase her degree. Since the number of edges must not decrease to ensure that G' is connected, this even implies that each node has exactly the same degree in G' as it did in G , so the agents can only hope to change their distance costs. For all $b \in B$, this means they maintain their edges to a , as increasing the distance to a and by extension all rows outside of the coalition outweighs any potential distance cost reduction within the coalition rows. The nodes $d \in D$ are the only one with degree 1, so they remain the ends of each row. Finally, the nodes $c \in C$ insist on being connected to a node from B to maintain their distance to a , so they are also not willing to migrate to other rows beyond swapping places among each other (which evidently cannot be mutually beneficial). Consequently, there is no mutually beneficial coalitional move without agent a .

It remains to consider $a \in \Gamma$. As agent a does not buy more edges than before and the degree of all other nodes is at most 2 in G' , it is not possible for a to decrease her distance cost since the paths attached to a are already perfectly balanced in size in G . This implies that a needs to decrease her buying cost to benefit from the coalition.

Now, we conclude that the number of nodes with degree 1 has to increase if agent a decreases her degree. Each agent $b \in B$ which has her connection to a being removed, must have degree 1 in G' for the following reason. If $b \notin \Gamma$, she does not establish new connections, so losing the connection to a decreases the degree of b . If $b \in \Gamma$, her distance cost increases from the change, so b can only benefit from the change if her buying cost is reduced. On the other hand, the degree of $d \in D$ might be increased if a builds an edge towards her, but that does not impact the number of nodes with degree 1 as each new connection to a $d \in D$ means that a abandons an existing $b \in B$.

Finally, this means the number of nodes with degree 1 is larger in G' and therefore the number of nodes with degree 2 must be smaller. At the same time, the degree of a decreases. Then, the graph G' cannot be connected because it has less than $n - 1$ edges, so the coalitional change is not beneficial.

In conclusion, this means that G is in k -BSE. On the other hand, there is a mutually beneficial neighborhood change around a , in which all edges towards the nodes in B are removed and edges towards all nodes in C are created. This allows agent a to reduce her distance cost while maintaining her buying cost. For agent $c \in C$, this change is beneficial because it decreases her distance cost from $4 + 12(i - 1)$ to $3 + 8(i - 1)$, so she improves by $1 + 4(i - 1) > \alpha$. \square

Unilateral versus Bilateral Equilibria: We compare the NCG and the BNCG and with regard to Remove Equilibria and Add Equilibria in order to better understand their differences. In the unilateral NCG, the corresponding definition of an Add Equilibrium considers that a single agent might add a single edge without any strategy changes of other agents.

For simplicity, we assume for the NCG that each edge of the graph G is owned by exactly one incident agent. This allows us to model the *edge assignment* as a function $f : E \rightarrow V$, where each edge is mapped to one of its incident nodes. Under these assumptions, a graph G and edge assignment f completely capture the strategy vector of the NCG.

Theorem 10. *Let graph G with edge assignment f be in Add Equilibrium for the unilateral NCG, then G is also in BAE in the BNCG. However, the reverse direction does not hold.*

Proof. The first claim is shown by Corbo and Parkes [14, Proof of Proposition 5].

For the other direction, consider the graph in Figure 2. We established in the proof of Theorem 4 that the displayed graph is in BAE for the BNCG, but agent a_1 benefits from buying a_1d , so the graph with any edge assignment is not an Add Equilibrium in the unilateral NCG. \square

Not surprisingly, there is no difference regarding Remove Equilibria.

Theorem 11. *A graph G is in Remove Equilibrium in the BNCG exactly if it is in Remove Equilibrium in the unilateral NCG for every edge assignment.*

Proof. Let G be a Remove Equilibrium in the BNCG and consider an arbitrary edge assignment f . For any edge $uv \in E$, consider the owner $u = f(uv)$ in the assignment. Since u does not improve by removing edge uv in the bilateral game, she also does not improve by removing it in the unilateral game, as the resulting buying cost reduction and distance cost increase are the same in both games. Hence, the graph G with edge assignment f is in unilateral Remove Equilibrium.

For the other direction, let G not be in Remove Equilibrium in the BNCG. Then there is an agent $u \in V$ and an edge $uv \in E$ such that agent u improves by removing the edge uv . Then, consider any edge assignment f such that $f(uv) = u$. As agent u owns uv in this assignment, it has to pay for the edge uv in the unilateral game and consequently benefits from removing it. Hence, the graph G with edge assignment f is not in Remove Equilibrium in the unilateral NCG. \square

This brings us to answering the conjecture by Corbo and Parkes [14], which states that every graph G in Pure Nash Equilibrium in the unilateral NCG is also pairwise stable in the BNCG. According to Theorem 10, it is impossible to disprove this conjecture by constructing a graph that is in NE but not in BAE. Instead, we need to find a graph in NE which is not in unilateral Remove Equilibrium for a different edge assignment.

Theorem 12. *There exists a graph G and edge assignment f such that the graph with this assignment is in NE in the unilateral NCG but G is not pairwise stable in the BNCG.*

Proof. Figure 6 shows such a graph G . While the graph is in NE in the unilateral NCG, it is

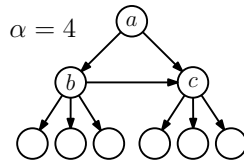


Figure 6: Example of a graph that is in NE in the unilateral NCG but not PS in the BNCG. The edge owner assignment for the NCG is depicted by edges pointing away from their owner.

not pairwise stable in the BNCG because agent b profits from removing the edge ba . \square

Another contrast between unilateral and bilateral equilibria is the existence of non-tree equilibrium networks for high α . Let C_n denote a cycle of n nodes. Corbo and Parkes [14] already showed that for any $n \geq 3$, there is a range of $\alpha \in \Theta(n^2)$ for which C_n is pairwise stable. We show that these α ranges can be refined further, so that they even apply for BSE. This implies that, contrary to the unilateral NCG, no tree conjecture is possible in the BNCG, as there can be non-tree equilibria for $\alpha \in \Theta(n^2)$.

Lemma 13. *Let $n \in \mathbb{N}_{\geq 3}$, then the cycle C_n is in BSE for some range of $\alpha \in \Theta(n^2)$.*

Proof. We show that C_n is in BSE for $\frac{n^2}{4} - (n-1) < \alpha < \frac{n(n-2)}{4}$, if n is even, and for $\frac{(n+1)(n-1)}{4} - (n-1) < \alpha < \frac{(n+1)(n-1)}{4}$, if n is odd. We already know from Corbo and Parkes [14]

that C_n is in RE for this range of α . Assume for contradiction that there exists a coalition Γ that transforms the graph into G' such that all members of the coalition benefit from this change.

First, consider the case where G' has a degree of at most 2. If every node in G' has degree 2, then G' is isomorphic to C_n and no agent benefits from the change. If there are nodes with a lower degree, we conclude that there are exactly two nodes with degree 1 and every other node has degree 2, as the graph needs to be connected. Consequently, the graph G' consists of a single path and one of its end nodes $u \in V$ must be part of the coalition. However, the change from agent u 's perspective is equivalent to unilaterally removing an incident edge in C_n , which cannot be beneficial as C_n is in RE. Thus, there is no improving coalitional move where G' has degree 2.

Thus, we can assume that there is a node $u \in V$ whose degree in G' is larger than 2. This agent u must be part of the coalition Γ and her buying cost increased by at least α . If n is odd, we have $\text{dist}_{C_n}(u) = \frac{(n-1)(n-2)}{4}$. Combining this with the trivial lower bound $\text{dist}_{G'}(u) \geq n-1$ implies that the distance cost of agent u is reduced by at most $\frac{(n-1)(n+1)}{4} - (n-1) < \alpha$. Analogously, if n is even, we have $\text{dist}_{C_n}(u) = \frac{n^2}{4}$ and the distance cost is reduced by at most $\frac{n^2}{4} - (n-1) < \alpha$. So, in both cases, the distance cost reduction is smaller than the additional buying cost.

In conclusion, there cannot be a coalitional move where all members of the coalition strictly decrease their cost, so C_n is in BSE for the given range of α . \square

3 Cooperation and the Price of Anarchy

In this section we present our main results on the impact of the degree of cooperation on the obtained Price of Anarchy. We start with preliminary observations, then analyze the PoA of tree networks before we investigate general networks.

3.1 Preliminaries

The social optima of the BNCG have been identified by Corbo and Parkes [14]. For $\alpha < 1$, the clique is the only social optimum and has a cost of $\text{cost}(OPT) = n(n-1)(1+\alpha)$. However, the case with $\alpha < 1$ is of little interest, since it is always beneficial to buy an edge. In the following, we assume $\alpha \geq 1$, unless explicitly noted otherwise.

For $\alpha \geq 1$, the star is a social optimum, and for $\alpha > 1$, it is the only social optimum. There are $n-1$ edges, so the total buying cost is $2(n-1)\alpha$. The distance cost across the outer nodes is $2(n-1)(n-2)$ while the total distance from and to the center node is $2(n-1)$. Hence,

$$\text{cost}(OPT) = 2(n-1)\alpha + 2(n-1)(n-2) + 2(n-1) = 2(n-1)(\alpha + n - 1).$$

For the unilateral NCG, Albers et al. [1] showed that the social cost of a NE can be upper bounded based on the distance cost of any node in the graph. We show a similar result for RE in the BNCG, albeit with slightly weaker bounds on the social cost.

Lemma 14. *Let G be in RE and connected, then for any node $u \in V$ the social cost of G can be upper bounded by*

$$\text{cost}(G) \leq 2(n-1)(\alpha + \text{dist}(u)).$$

Proof. Let T denote a BFS-tree of G from node u . We distinguish between tree edges E_T and non-tree edges $E_G \setminus E_T$. Consider a node $v \in V$. Since RE and NE are equivalent in the BNCG, according to Theorem 2, we consider the change where agent v removes all incident non-tree edges. Her distance cost in the resulting graph would be at most $\text{dist}_T(v)$, as all edges from T

would remain available. This allows us to upper bound $\text{cost}_G(v)$ by $\text{cost}_T(v)$, because G is in RE. Applying this inequality to all nodes yields

$$\text{cost}(G) = \sum_{v \in V} \text{cost}_G(v) \leq \sum_{v \in V} \text{cost}_T(v) = \text{cost}(T).$$

The proof concludes by upper bounding the social cost of T . To upper bound the total distance cost, we expand its definition $\text{dist}(T) = \sum_{v \in V} \sum_{w \in V \setminus \{v\}} \text{dist}_T(v, w)$ and then apply the triangle inequality to estimate $\text{dist}_T(v, w) \leq \text{dist}_T(v, u) + \text{dist}_T(u, w)$. Next, we rearrange the terms as follows

$$\begin{aligned} \text{dist}(T) &\leq \sum_{v \in V} \sum_{w \in V \setminus \{v\}} (\text{dist}_T(v, u) + \text{dist}_T(u, w)) \\ &= \sum_{v \in V} \left((n-1) \text{dist}_T(v, u) + \sum_{w \in V \setminus \{v\}} \text{dist}_T(u, w) \right) \\ &= (n-1) \text{dist}_T(u) + \sum_{v \in V} \sum_{w \in V \setminus \{v\}} \text{dist}_T(u, w) \\ &= (n-1) \text{dist}_T(u) + (n-1) \sum_{w \in V} \text{dist}_T(u, w) \\ &= 2(n-1) \text{dist}_T(u). \end{aligned}$$

Finally, we add the buying cost for the $n-1$ edges in T and get

$$\text{cost}(T) \leq 2(n-1)\alpha + 2(n-1)\text{dist}(u). \quad \square$$

In combination with the cost of the social optimum for $\alpha \geq 1$, Lemma 14 allows us to upper bound the PoA by analyzing the distance cost of a single node. This is very powerful as this implies that it is sufficient to show a small distance cost for a single node. while the buying cost automatically follows suit.

Theorem 15. *Let G be in RE and connected, then for any node $u \in V$ the PoA can be upper bounded by $\rho(G) \leq \frac{\alpha + \text{dist}(u)}{\alpha + n - 1}$.*

Proof. For $\alpha \geq 1$, the social optimum OPT has a total cost of $2(n-1)(\alpha + n - 1)$. Lemma 14 upper bounds $\text{cost}(G)$ by $2(n-1)(\alpha + \text{dist}(u))$. By eliminating the common factor $2(n-1)$ from both sides of the division, we get

$$\rho(G) = \frac{\text{cost}(G)}{\text{cost}(OPT)} \leq \frac{\alpha + \text{dist}(u)}{\alpha + n - 1}. \quad \square$$

Fabrikant et al. [23] showed for the NCG that the maximum distance between two nodes in an Add Equilibrium is at most $2\sqrt{\alpha}$. The same bound applies in the BNCG. This and Theorem 15 gives us an alternative proof for the PoA bound for PS shown by Corbo and Parkes [14].

Since $\text{dist}(u) < n^2$ trivially holds in all connected graphs, we get the following corollary which implies a constant PoA for $\alpha \in \Omega(n^2)$.

Corollary 16. *Let G be a in RE and connected, then $\rho(G) \leq 1 + \frac{n^2}{\alpha}$.*

Proof. For any node $u \in V$, we can trivially derive $\text{dist}(u) < n^2$. Applying Theorem 15 yields

$$\rho(G) \leq \frac{\alpha + n^2}{\alpha + n - 1} \leq 1 + \frac{n^2}{\alpha}. \quad \square$$

3.2 The Price of Anarchy for Tree Networks

To support our arguments, we always root the tree G at a node $r \in V$. Based on this root r , we then define the *layer* of a node $u \in V$ as $\ell(u) = \text{dist}(r, u)$. Each edge $uv \in E$ connects two nodes of adjacent layers, i.e., it holds that $|\ell(u) - \ell(v)| = 1$, and if $\ell(u) = \ell(v) - 1$, we say that u is the *parent* of v and v is the *child* of u . As is common for trees, each node has exactly one parent, except for the root r which has none. We define the *depth* of a tree as $\text{depth}(G) = \max_{v \in V} \ell(v)$, i.e., the maximum distance between the root r and any other node.

For $u \in V$, we denote the subtree rooted in u by T_u . This subtree contains u and all of its descendants, i.e., exactly the set of nodes $v \in V$ for which the unique v - r -path in the tree contains node u . In particular, the subtree T_r is the original graph G . While T_u is technically a graph, we abuse notation by also treating it like a node set, so we will write $v \in T_u$ when referring to a node in the subtree. We write $\text{depth}(T_u)$ when referring to $\max \{\text{dist}(u, v) \mid v \in T_u\}$.

Another important concept for our proofs is the *1-median* [28]. A 1-median in a tree is a node $u \in V$ with the lowest distance cost. Each tree has exactly one or two 1-medians and if a 1-median is removed, the tree gets separated into connected components of size at most $\frac{n}{2}$. When referring to the 1-median of a subtree T , we also call it a *T -1-median*.

In the following proofs, we always consider G to be rooted at a 1-median $r \in V$. So, for any $u \in V$ with $u \neq r$, it holds that $|T_u| \leq \frac{n}{2}$. In particular, this implies that, for each node $u \in V$, at least $\frac{n}{2}$ shortest paths contain r . Consequently, getting closer to r can lead to large cost reductions for the nodes, which will be the intuition behind many of the proofs.

Since every tree is automatically in RE, we are free to apply lemmas with that requirement, regardless of the considered equilibrium concept.

3.2.1 Bilateral Swap Equilibrium on Trees

We upper bound the PoA for trees in BSwE by $\Theta(\log \alpha)$. The proof for the asymptotically tight lower bound is presented in Section 3.2.2. This result shares some parallels with the results for unilateral Asymmetric Swap Equilibria [36, 22], where it is shown that they have a diameter in $\mathcal{O}(\log n)$ and that there is an edge assignment under which a complete binary tree is stable.

First, we prove that subtrees quickly fan out into small subtrees.

Lemma 17. *If the tree G with root and 1-median r is in BSwE, then for $u \in V$ there is a T_u -1-median $v \in T_u$ with $\ell(v) \leq \ell(u) + \frac{2\alpha}{n}$.*

Proof. If there are two different T_u -1-medians $v_1, v_2 \in T_u$, then we choose the one closer to u , i.e., we choose v with $\ell(v) = \min \{\ell(v_1), \ell(v_2)\}$. If $u = r$, we have $u = v$ and the claim holds.

Otherwise, there is a parent $p \in V$ of u . If u is not a 1-median of T_u , then p prefers swapping pu for pv since that would reduce $\text{dist}(p, T_u)$. For agent v , accepting the proposed swap decreases her distance to r by $\text{dist}(v, p) - 1 = \ell(v) - \ell(u)$. By definition of the 1-median, the path from v to at least $\frac{n}{2}$ nodes must contain r , hence we get $(\ell(v) - \ell(u))\frac{n}{2} \leq \alpha$ as G is in BSwE. Rearranging this inequality concludes the proof. \square

This allows us to obtain a logarithmic bound on the depth of subtrees.

Lemma 18. *If the tree G with root and 1-median r is in BSwE, then for $u \in V$ we have that $\text{depth}(T_u) \leq \left(1 + \frac{2\alpha}{n}\right) \log |T_u|$.*

Proof. We show this by induction over the cardinality of T_u . For $|T_u| = 1$, we have $\text{depth}(T_u) = 0$ so the claim evidently holds. Assume by induction that the claim holds for all subtrees of cardinality smaller than $|T_u|$. According to Lemma 17, there is a T_u -1-median $v \in T_u$ with $\ell(v) \leq \ell(u) + \frac{2\alpha}{n}$. By definition of the T_u -1-median, for all $w \in T_u$ with $\ell(w) \geq \ell(v) + 1$ it holds that $|T_w| \leq \frac{|T_u|}{2}$ and, by induction, it follows that

$$\text{depth}(T_w) \leq \left(1 + \frac{2\alpha}{n}\right) \log |T_w| \leq \left(1 + \frac{2\alpha}{n}\right) (\log |T_u| - 1).$$

Thus, we can upper bound the depth of T_u by

$$\text{depth}(T_u) \leq 1 + \frac{2\alpha}{n} + \left(1 + \frac{2\alpha}{n}\right) (\log |T_u| - 1) = \left(1 + \frac{2\alpha}{n}\right) \log |T_u|,$$

which concludes the induction and the proof. \square

This already allows us to upper bound the depth and diameter of G by $\mathcal{O}\left(\frac{\alpha}{n} \log n\right)$, which implies a PoA in $\mathcal{O}(\log n)$. However, we can improve this bound further for cases where α is significantly smaller than n . The next lemma states that the tree fans out very quickly in the beginning, specifically, all subtrees rooted in layer 2 contain at most α nodes.

Lemma 19. *If the tree G with root and 1-median r is in BSwE, then it holds for $u \in V$ with $\ell(u) \geq 2$ that $|T_u| \leq \frac{\alpha}{\ell(u)-1}$.*

Proof. If $\alpha \geq \frac{n}{2}$, the claim holds by definition of the 1-median r , so we assume $\alpha < \frac{n}{2}$ for the remainder of the proof. Assume towards a contradiction that $|T_u| > \frac{\alpha}{\ell(u)-1}$ and let $p \in V$ denote the parent of u . We argue that u would swap the edge up for ur in this case.

Let $a \in V$ be the child of r such that $u \in T_a$. The swap is beneficial for u as she gets closer by $\ell(u) - 1$ to at least $|V \setminus S_a| \geq \frac{n}{2}$ nodes, while her distance to at most $|T_a \setminus T_u| < \frac{n}{2}$ nodes increases by at most $\ell(u) - 1$. For the root r , the distance cost decreases by $|T_u| (\ell(u) - 1) > \alpha$, which outweighs the increase in buying cost. Hence, G is not in BSwE. \square

Finally, we can now combine the above lemmas to get a $\mathcal{O}(\log \alpha)$ upper bound on the PoA.

Theorem 20. *If the tree G is in BSwE, then $\rho(G) \leq 2 + 2 \log \alpha$.*

Proof. We root G at a 1-median $r \in V$. We start by bounding $\text{depth}(G)$. If $\text{Neigh}^2(r) = \emptyset$, we have $\text{depth}(G) \leq 1$. Otherwise, we choose $u \in \text{Neigh}^2(r)$ such that $\text{depth}(T_u)$ is maximal, as this implies that $\text{depth}(G) = 2 + \text{depth}(T_u)$. By Lemma 19, we can upper bound $|T_u|$ by α and with Lemma 18 it follows that $\text{depth}(T_u) \leq \left(1 + \frac{2\alpha}{n}\right) \log \alpha$. Thus, we get

$$\text{depth}(G) \leq 2 + \left(1 + \frac{2\alpha}{n}\right) \log \alpha.$$

Now, we trivially upper bound $\text{dist}(r)$ by $(n-1)\text{depth}(G)$. This gives

$$\text{dist}(r) \leq (n-1) \left(2 + \left(1 + \frac{2\alpha}{n}\right) \log \alpha\right) \leq (n-1)(2 + \log \alpha) + 2\alpha \log \alpha.$$

To conclude the proof, we apply Theorem 15 to upper bound $\rho(G)$ based on $\text{dist}(r)$ with the inequality

$$\begin{aligned} \rho(G) &\leq \frac{\alpha + \text{dist}(r)}{\alpha + n - 1} \leq \frac{\alpha + (n-1)(2 + \log \alpha) + 2\alpha \log \alpha}{\alpha + n - 1} \\ &= \frac{\alpha(1 + 2 \log \alpha) + (n-1)(2 + \log \alpha)}{\alpha + n - 1} \leq 2 + 2 \log \alpha. \end{aligned} \quad \square$$

This result shows that on trees swapping an edge is more powerful than only adding or removing an edge. These are good news, as organizing a swap only requires little coordination. However, combining all three operations as considered in the study of (Bilateral) Greedy Equilibria does not grant additional asymptotic improvements, as we shall see next.

3.2.2 Bilateral Greedy Equilibrium on Trees

In Section 3.2.1, we have shown that the PoA for BSWE on trees is in $\mathcal{O}(\log \alpha)$. This bound also carries over to BGE as they are a subset of BSWE. Now, we show that this bound is asymptotically tight. Note that the lower bound only applies for $\alpha \leq n^{2-\varepsilon}$, with $\varepsilon > 0$, since by Corollary 16, for $\alpha \in \Omega(n^2)$ the PoA of any connected graph is constant.

To motivate BGE further, we start by showing that they are equivalent to 2-BSE on trees.

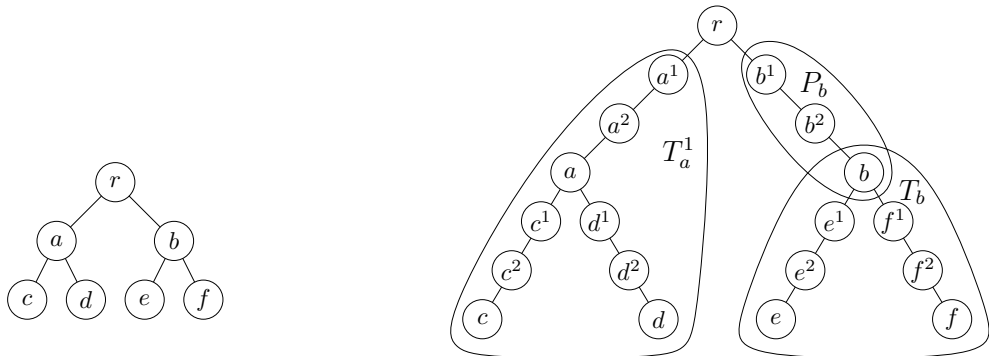
Theorem 21. *Let G be a tree. Then G is in BGE exactly if it is in 2-BSE.*

Proof. We already established that 2-BSE is a subset of BGE, so it remains to show that every graph in BGE is also in 2-BSE.

We show the contrapositive. Assume G is not in 2-BSE. If G is not in RE, it is also not in BGE. If G is in RE, then there must be a coalition of two nodes $u, v \in V$ who can improve by building an edge between each other and potentially deleting incident edges. To maintain connectivity of the tree, they must not remove more edges than they add. Thus, the coalitional move is either adding a single edge or a swap around u or v . Either way, this implies that G is not in BGE. \square

Now, we start constructing a graph that will be used for the PoA bound of $\Omega(\log \alpha)$. For this we introduce the *stretched binary tree*.

A *stretched binary tree* T with parameters $d \in \mathbb{N}$ and $k \in \mathbb{N}_{\geq 1}$ is defined as follows. Let B be a complete binary tree of depth d with root r . For $u \in V_B \setminus \{r\}$, we define $P_u = \{u^i\}_{i \in [k-1]} \cup \{u\}$ and define the node set of T as $V_T = \{r\} \cup \bigcup_{u \in V_B \setminus \{r\}} P_u$. For $uv \in E_B$, where u is the parent, the tree T contains the edges $uv^1, v^1v^2, \dots, v^{k-1}v$. See Figure 7 for an example.



(a) Complete binary tree B with $d = 2$.

(b) Stretched binary tree T with $d = 2, k = 3$.

Figure 7: A complete binary tree B and the associated 3-stretched binary tree T .

The resulting graph has $(|V_B| - 1)k + 1 = (2^{d+1} - 2)k + 1$ nodes and is a tree. For $u, v \in V_B$, it holds that $\text{dist}_T(u, v) = k \cdot \text{dist}_B(u, v)$ and thus $\text{depth}(T) = k \cdot \text{depth}(B)$.

We also call T a k -stretched binary tree. For $i \in [k-1]$ and $u \in B$, we refer to the subtree rooted at u^i as T_u^i , as this is easier to read as T_{u^i} . Moreover, we use u^k as an alias for u .

The intuition is as follows. A binary tree has logarithmic depth in the number of nodes. But since the PoA formula divides the cost by $\alpha + n - 1$, a depth of $\log n$ will get dominated by the edge cost for $\alpha \geq n \log n$. Hence, we stretch the tree to preserve the distance cost. In particular, we will later choose $k \in \Theta(\frac{\alpha}{n})$.

The next lemma will be useful later, when computing a lower bound on the PoA.

Lemma 22. *Let T be a stretched binary tree with parameters $d, k \in \mathbb{N}$, then the average layer of the nodes in T is lower bounded by $k(d - \frac{3}{2})$.*

Proof. Let B be the original binary tree of depth d . We start by computing the sum of the layers $\sum_{u \in V_T} \ell_T(v)$. As the root r has layer 0, we can ignore it. We partition the remaining nodes according to their paths, getting $\sum_{u \in V_B \setminus \{r\}} \sum_{v \in P_u} \ell_T(v)$.

For a node $u \in V_B \setminus \{r\}$, there are k nodes in P_u . The layers on the path range from $(\ell_B(u) - 1)k + 1$ for u^1 up to $\ell_B(u)k$ for u , so the average layer in P_u is at least $(\ell_B(u) - \frac{1}{2})k$. Consequently, it holds that $\sum_{v \in P_u} \ell_T(v) \geq k(\ell_B(u) - \frac{1}{2})k$. For $i \in [d]$, there are 2^i nodes in layer i of B , so we get the inequality

$$\sum_{u \in V_T} \ell_T(v) \geq k^2 \sum_{i=1}^d 2^i \left(i - \frac{1}{2}\right).$$

By deriving a closed form for the right hand side formula, we get

$$\sum_{u \in V_T} \ell_T(v) \geq k^2(2^d(2d - 3) + 3) \geq k^2 2^d(2d - 3).$$

From this, we now compute a lower bound for the average node layer, by dividing by the number of nodes $(2^{d+1} - 2)k + 1 \leq k2^{d+1}$, yielding

$$\frac{k^2 2^d(2d - 3)}{k2^{d+1}} \geq k \left(d - \frac{3}{2}\right). \quad \square$$

Next, we show two lemmas to simplify the upcoming proofs for BAE and BSwE. These lemmas will be useful to reduce the number of cases we have to consider.

Lemma 23. *Let T be a k -stretched binary tree based on a complete binary tree B . Consider two nodes $u \in V_T$ and $v \in V_B$ such that $u \notin T_v$. Let $p, c \in T_v$ be nodes such that p is the parent of c and $\text{dist}(c, v) < \text{dist}(u, v)$. Then, agent u prefers adding the edge up over adding the edge uc . In particular, for $\text{dist}(u, v) > k$ holds that agent u prefers connecting to v over connecting to any other node in T_v .*

Proof. We show that $\text{dist}_{T+up}(u) < \text{dist}_{T+uc}(u)$. For any $w \in V_T \setminus T_v$, it holds that u is not closer to w in $T + uc$ than it is in $T + up$. Consequently, it suffices to consider the nodes in T_v .

For all nodes $w \in T_c$, we have that $\text{dist}_{T+up}(u, w) = \text{dist}_{T+uc}(u, w) + 1$. Since we assume that $\text{dist}(c, v) < \text{dist}(u, v)$ and therefore $\text{dist}(p, v) + 1 < \text{dist}(u, v)$, we get that

$$\text{dist}_{T+up}(u, v) = \text{dist}_{T+uc}(u, v) - 1$$

and thus for $w \in T_v \setminus \{T_c\}$ it holds that $\text{dist}_{T+up}(u, w) = \text{dist}_{T+uc}(u, w) - 1$. Then the claim holds because $|T_v \setminus \{T_c\}|$ is larger than $|T_c|$.

For the case $\text{dist}(u, v) > k$, let $c \in T_v$ be any node of the subtree, it is not restricted by $\text{dist}(c, v) \geq \text{dist}(u, v)$. Let $v' \in V_B$ denote the closest real ancestor of c included in B . Then, we have $\text{dist}(c, v') \leq k$ and $\text{dist}(u, v') \geq \text{dist}(u, v) > k$, so agent u prefers connecting to the parent of c . Hence, no node other than v can be the best option, which finishes the proof as there needs to be a best option. \square

Lemma 24. *Let G be a tree with root r and children $a, b \in \text{Neigh}^{\neq 1}(r)$ such that there is a layer-preserving isomorphism f from T_a to T_b . If there are $u, v \in T_a$ with $\ell(u) \leq \ell(v)$, then u prefers adding an edge to $v' = f(v)$ over adding an edge to v .*

Proof. The distance reductions discussed in this proof always refer to u 's distance cost. From $\ell(u) \leq \ell(v)$ follows that the distance from u to r is not reduced by adding uv , so it only decreases the distance to nodes in T_a . Analogously, adding uv' only decreases the distance to nodes in T_b .

Let $w \in T_a$ denote a node for which the distance improves by adding uv . This implies that the shortest u - w -path in $T + uv$ contains v . Then, since f is an isomorphism, this implies for the node $w' = f(w) \in T_b$ that $\text{dist}_{G+uv'}(u, w') = \text{dist}_{G+uv}(u, w)$. We upper bound $\text{dist}_G(u, w)$ by $\ell(u) + \ell(w) - 2$ as u and v have the common ancestor a . By contrast, the only path between u and w' contains r , from which follows that $\text{dist}_G(u, w') = \ell(u) + \ell(w')$. Consequently, the distance reduction achieved towards w' by adding uv' is larger than the distance reduction towards w by adding uv . And since we have a unique w' for each $w \in T_a$, the total distance reduction must also be larger when adding uv' . \square

Now we prove a sufficient condition under which a stretched binary tree is in BAE.

Lemma 25. *Let T be a k -stretched binary tree and $\alpha \geq 5kn$. For $u, v \in V$ with $\ell(u) \leq \ell(v)$, agent u does not benefit from adding uv . This implies that T is in BAE.*

Proof. We start by bounding $\text{dist}(u, v)$. For any node $w \in V$, the distance from u is only reduced by adding uv , if the shortest path in $T + uv$ contains v . This implies that

$$\text{dist}(u, w) - \text{dist}_{T+uv}(u, w) \leq \text{dist}(u, v) - 1.$$

Hence, for the total distance cost improvement to be greater than α , it must hold that

$$\text{dist}(u, v) > \frac{\alpha}{n} \geq 5k.$$

In the case $\ell(u) \leq k$, we can follow that $\ell(v) > 4k$ based on the minimum distance requirement. Moreover, for $\ell(v) > 2k$, we know that v is a worse candidate than its ancestor in layer $2k$, according to Lemma 23, and since we already excluded said ancestor, we can assume that $\ell(u) > k$ holds for the remainder of the proof.

Let $a, b \in V_B$ be the children of r in B . By Lemma 24 and by symmetry, we can assume that $u \in T_a$ and $v \in T_b$. Furthermore, it suffices to consider the case $\ell(u) = \ell(v)$, according to Lemma 23.

Since u does not get closer to r by adding uv , she can only decrease her distance towards nodes in T_b^1 . Let $v' \in V_B \cap T_b$ be the closest ancestor (including v) of v in B . We upper bound the distance reduction for u when adding uv' as it also limits the reduction for adding uv .

Let $i = \ell_B(v')$ and let $b = x_1, \dots, x_i = v'$ denote the path from b to v' in B . For $j \in [i-1]$, the distance to x_j and hence to every node in $T_{x_j}^1 \setminus T_{x_{j+1}}^1$ is reduced by at most

$$\begin{aligned} \text{dist}(u, x_j) - \text{dist}_{T+uv'}(u, x_j) &= (\ell(u) + \ell(x_j)) - (\ell(v') - \ell(x_j) + 1) \\ &= 2\ell(x_j) + (\ell(u) - \ell(v')) - 1 \\ &\leq 2kj + k = 2k \left(j + \frac{1}{2} \right). \end{aligned}$$

With this, we can proceed to upper bound the distance benefit of agent u as follows:

$$\begin{aligned} \text{dist}_T(u) - \text{dist}_{T+uv'}(u) &< \sum_{j=1}^{i-1} 2k \left(j + \frac{1}{2} \right) |T_{x_j}^1 \setminus T_{x_{j+1}}^1| + 2k \left(i + \frac{1}{2} \right) |T_{x_i}^1| \\ &\leq 2k \sum_{j=1}^i \left(j + \frac{1}{2} \right) |T_{x_j}^1| \leq 2k \sum_{j=1}^i \left(j + \frac{1}{2} \right) 2^{-j} n \\ &\leq 2kn \sum_{j=1}^{\infty} \left(j + \frac{1}{2} \right) 2^{-j} = 5kn \leq \alpha. \end{aligned}$$

Finally, this means that the distance benefit is smaller than the cost α of adding the edge, so u does not benefit from adding uv' and, by extension, also not from adding uv . Consequently, T is in BAE. \square

The next lemmas will help us in the upcoming proof for BSwE.

Lemma 26. *Let T be a k -stretched binary tree with nodes $u, v \in V$ such that u is the child of v . With $i \in \mathbb{N}$, let $x_1, \dots, x_i \in V_B$ be a downwards path in B with $u \notin T_{x_1}$. Then, it holds that*

$$\text{dist}_{T-uv+ux_i}(u) \geq \text{dist}_{T-uv+ux_1}(u) + k |T_{x_1}| (i - 3).$$

Proof. For $j \in [i]$, we define the shorthand $T(x_j)$ for $T - uv + ux_j$, which is the graph in which u has swapped uv for ux_j . By considering a swap as a deletion followed by an addition, we can apply Lemma 23. We follow that $\text{dist}_{T(x_2)}(u) \geq \text{dist}_{T(x_1)}(u)$. For $j \geq 3$, we proceed recursively with $\text{dist}_{T(x_j)}(u) \geq \text{dist}_{T(x_{j-1})}(u) + k |T_{x_1} \setminus T_{x_{j-1}}|$, as the distance to all nodes outside of $T_{x_{j-1}}$ increases by k while the total distance within $T_{x_{j-1}}$ does not improve according to Lemma 23. By applying the lower bound $|T_{x_1} \setminus T_{x_{j-1}}| \geq |T_{x_1}| (1 - 2^{-(j-1)})$, we get

$$\begin{aligned} \text{dist}_{T(x_i)}(u) &\geq \text{dist}_{T(x_1)}(u) + k |T_{x_1}| \sum_{j=3}^i (1 - 2^{-(j-1)}) \\ &= \text{dist}_{T(x_1)}(u) + k |T_{x_1}| \sum_{j=2}^{i-1} (1 - 2^{-j}) \\ &\geq \text{dist}_{T(x_1)}(u) + k |T_{x_1}| (i - 3). \end{aligned} \quad \square$$

Lemma 27. *Let G be a tree with $u, v, w \in V$ such that $uv \in E$ and $uw \notin E$. Let G' denote the graph $G - uv + uw$. With $i \in \mathbb{N}$, let $P = x_1, \dots, x_i$ denote a path such that the path from u to each node in P contains v and x_1 . If the path from u to each node in P contains w and x_i in G' , then it holds that*

$$\text{dist}_{G'}(u, P) = \text{dist}_G(u, P) + i(\text{dist}(w, x_i) - \text{dist}(v, x_1)).$$

Proof. The idea of the proof is that all paths from u to nodes in P go through one of the endpoints of P in G and G' , and by symmetry of the path, it does not matter through which endpoint they go.

We analyze $\text{dist}_G(u, P)$ by breaking it down into multiple components, which yields

$$\text{dist}_G(u, P) = \sum_{x \in P} (\text{dist}_G(u, v) + \text{dist}_G(v, x_1) + \text{dist}_G(x_1, x)) = i + i \cdot \text{dist}_G(v, x_1) + \sum_{j=0}^{i-1} j.$$

Analogously, it holds that

$$\text{dist}_{G'}(u, P) = i + i \cdot \text{dist}_{G'}(w, x_i) + \sum_{j=0}^{i-1} j.$$

Computing the difference between both terms yields that

$$\text{dist}_{G'}(u, P) - \text{dist}_G(u, P) = i \cdot \text{dist}_{G'}(w, x_i) - i \cdot \text{dist}_G(v, x_1),$$

which is equivalent to the claim. □

Next, we prove a sufficient condition under which a stretched binary tree is in BSwE.

Lemma 28. *Let T be a k -stretched binary tree, then T is in BSwE for $\alpha \geq 7kn$.*

Proof. Let B be the complete binary tree on which T is based on. We show that there are no nodes $u, v, w \in V$, with $uv \in E, uw \notin E$ such that swapping uv for uw is beneficial for agents u and w . For $x \in V$, we define the shorthand $T(x)$ to denote $T - uv + ux$.

From the perspective of agent w , the swap is not better than simply adding uw , so, by Lemma 25, we can exclude that $\ell(u) \leq \ell(w)$. Moreover, it holds that $\text{dist}(u, w) > \frac{\alpha}{n} \geq 7k$, as agent w decreases her distance to at most $n - 1$ nodes by at most $\text{dist}(u, w) - 1$ each when accepting the swap.

If v is a child of u , then we need $w \in T_v$ to keep the graph connected. Due to the minimum distance between u and w , there need to be at least six nodes from B on the path from u to w , not including u and w themselves. With $i \in \mathbb{N}_{\geq 6}$, let $x_1, \dots, x_i \in V_B$ denote these nodes ordered by proximity to u .

Now, we argue that agent u does not benefit from swapping towards w by upper bounding the distance cost reduction for u . Note that it suffices to focus on the distance to the nodes in T_{x_1} , as, by Lemma 27, the total distance to the nodes on the path between v and x_1 will not decrease by the swap.

As $\text{dist}(u, x_1) \leq k$, we can upper bound the benefit of swapping to x_1 by $k|T_{x_1}|$, from which the inequality $\text{dist}_{T(x_1)}(u) \geq \text{dist}_T(u) - k|T_{x_1}|$ follows. Using Lemma 26, we get

$$\text{dist}_{T(x_4)}(u) \geq \text{dist}_T(u) - k|T_{x_1}| + k|T_{x_1}|(4 - 3) = \text{dist}_T(u),$$

so agent u does not benefit from swapping uv for ux_4 . Moreover, by Lemma 23, it holds that $\text{dist}_{T(w)}(u) \geq \text{dist}_{T(x_4)}(u)$, so there cannot be a mutually beneficial swap. Hence, we assume for the rest of the proof that u is a child of v .

Since v is the parent of u , it must hold that $w \notin T_u$ to keep the graph connected. Let $a, b \in B$ be children of the root r in B . Since the distance and layer requirements allow us to exclude $\ell(w) \leq \frac{7k}{2}$, we assume without loss of generality that $u \in T_a$ and $w \in T_b$.

Now, we establish necessary conditions for the swap to reduce the distance cost of u . Swapping does not get u closer to r and, by extension, to any node in $V \setminus T_b^1$. By Lemma 27, we can also neglect the nodes in $\text{Neigh}^{\leq k-1}(r) \setminus T_u$, as they form a path. Thus, it suffices to consider the distance cost reduction towards nodes in T_b .

We again consider a sequence of nodes from B . With $i = \lfloor \frac{\ell(w)}{k} \rfloor$, let $x_1, \dots, x_i \in V_B$ denote the nodes from B on the path from b to w . In particular, these nodes form a path in B and x_1 denotes the node b . We upper bound the distance cost reduction by considering swaps to these intermediate nodes. When swapping uv for ub and thus transforming T to $T(b)$, the distance cost of agent u restricted to T_b is reduced by at most $(\ell(u) + \ell(b) - 1)|T_b| < (\ell(u) + k)|T_b|$. Applying Lemma 26, we get that

$$\begin{aligned} \text{dist}_{T(x_i)}(u, T_b) &\geq \text{dist}_T(u, T_b) - (\ell(u) + k)|T_b| + k|T_b|(i - 3) \\ &= \text{dist}_T(u, T_b) - k|T_b| \left(\frac{\ell(u)}{k} + 4 - i \right). \end{aligned}$$

In order for $\text{dist}_{T(x_i)}(u, T_b)$ to be less than $\text{dist}_T(u, T_b)$, we need $\frac{\ell(u)}{k} + 4 - i > 0$. Consequently, it must hold that i is less than $\frac{\ell(u)}{k} + 4$, which implies that

$$\ell(w) \leq \ell(x_i) + k - 1 < k \left(\frac{\ell(u)}{k} + 4 \right) + k - 1 < \ell(u) + 5k.$$

On the other side of the swap, agent w only gets closer to nodes in T_u , so her distance reduction is $|T_u|(\text{dist}(u, w) - 1)$. We insert $\ell(w) < \ell(u) + 5k$ to get $\text{dist}(u, w) \leq 2\ell(u) + 5k$. Let $l = \lfloor \frac{\ell(u)}{k} \rfloor$, then we can upper bound $|T_u|$ by $2^{-l}n$. We follow that the distance cost reduction w is at most

$$\text{dist}_{T(w)}(w) - \text{dist}_T(w) < 2^{-l}n(2(l + 1)k + 5k).$$

The bound $2(l+1)k + 5k \leq (2l+7)k$ implies that $\text{dist}_{T(w)}(w) - \text{dist}_T(w) < 2^{-l}(2l+7)nk$. As this is maximized for $l=0$, we get that the distance reduction for agent w is no more than $7kn$ and thus does not exceed the increase in buying cost. Finally, we conclude that there cannot be a swap beneficial for u and w at the same time. Consequently, T is in BSWE. \square

Since T is in RE because it is a tree, in BAE by Lemma 25, and in BSWE by Lemma 28. Hence, using the definition of BGE, we get the following:

Theorem 29. *Let T be a k -stretched binary tree, then T is in BGE for $\alpha \geq 7kn$.*

Before we proceed to the resulting lower bound proof for the PoA, we need a few bounds to show that we can build trees of a size close to a target node count $\eta \in \mathbb{N}$. Moreover, we establish multiple approximations which will be useful in the upcoming calculations.

Lemma 30. *For stretch factor $k \in \mathbb{N}_{\geq 1}$ and target size $t \in \mathbb{R}$, with $t \geq 2k+1$, let T be a k -stretched tree with $d \in \mathbb{N}$ chosen maximal subject to $n \leq t$. Then, it holds that $\frac{t}{3} \leq n \leq t$ and $k \log\left(\frac{t}{6k}\right) \leq \text{depth}(T) \leq k \log t$.*

Proof. The upper bound for n holds trivially. Let $L \subseteq V_B$ denote the leaves of the original tree B . For all $v \in L$, the tree T contains P_v , with $|P_v| = k$, since $t \geq 2k+1$. Let A be the set of nodes added to T if B were to have an additional layer, then $|A|$ can be upper bounded by $2|\bigcup_{v \in L} P_v|$, which is less than $2n$. By definition of T , it holds that $n+|A| > t$, which implies that $n \geq \frac{t}{3}$.

The depth of T is at most $k \log t$, as $\text{depth}(B) \leq \log t$. For the lower bound, we estimate d for the original binary tree B . We already know that $n \geq \frac{t}{3}$ and $n_B \geq \frac{n}{k}$, so B has at least $\frac{t}{3k}$ nodes. From this, we get

$$d \geq \log\left(\frac{t}{3k}\right) - 1 = \log\left(\frac{t}{6k}\right).$$

Multiplying by k concludes the proof as $\text{depth}(T) = k\text{depth}(B)$. \square

Finally, we can lower bound the PoA for large α .

Theorem 31. *For sufficiently large $\eta \in \mathbb{N}$ and $\eta \leq \alpha \leq \eta^{2-\gamma}$ with $0 < \gamma \leq 1$, there exists a stretched tree G with $\frac{\eta}{42} \leq n \leq \frac{\eta}{14}$ nodes such that G is in BGE and $\rho(G) \geq \frac{25}{32} + \frac{1}{96}\gamma \log \eta$.*

Proof. We choose $k = \left\lceil \frac{\alpha}{\eta} \right\rceil \leq 2\frac{\alpha}{\eta}$ and d maximal such that $n \leq \frac{\eta}{14}$. Then, by Lemma 30, it holds that $\frac{\eta}{42} \leq n \leq \frac{\eta}{14}$. As $\alpha \geq 7nk$, the graph is in BGE according to Theorem 29.

It remains to compute $\rho(G)$. Lemma 30 provides the following lower bound on the depth of the graph:

$$\text{depth}(B) \geq \log\left(\frac{\frac{\eta}{14}}{6k}\right) \geq \log\left(\frac{\eta^2}{168\alpha}\right) \geq \log(\eta^\gamma) - \log(168) > \gamma \log \eta - \frac{15}{2}.$$

With this, we apply Lemma 22 to derive

$$\text{dist}(r) \geq nk \left(\text{depth}(B) - \frac{3}{2} \right) \geq (n-1) \frac{\alpha}{\eta} (\gamma \log \eta - 9).$$

In order to approximate $\rho(G)$, we lower bound $\text{dist}(G)$ by $n\text{dist}(r)$. This yields

$$\rho(G) \geq \frac{2(n-1)\alpha + n(n-1)\frac{\alpha}{\eta}(\gamma \log \eta - 9)}{2(n-1)(\alpha + n - 1)}.$$

Eliminating the factor $(n-1)$ on both sides and lower bounding $n\frac{\alpha}{\eta}$ by $\frac{\alpha}{42}$ gives

$$\rho(G) \geq \frac{2\alpha + \frac{\alpha}{42}(\gamma \log \eta - 9)}{2(\alpha + n - 1)} \geq \frac{\frac{25}{14}\alpha + \frac{\alpha}{42}\gamma \log \eta}{2(\alpha + n - 1)}.$$

With the inequalities $\alpha > \eta$ and $n \leq \frac{\eta}{7}$, we upper bound the denominator by $\frac{16}{7}\alpha$. This yields

$$\rho(G) \geq \frac{25 \cdot 7}{14 \cdot 16} + \frac{7}{42 \cdot 16} \gamma \log \eta = \frac{25}{32} + \frac{1}{96} \gamma \log \eta. \quad \square$$

Since we construct a lower bound for a large range of α , we need to be able to scale our graph, so we can provide many different values of n for a given α . Thus, the next definition combines many stretched trees into a single graph.

We define a *stretched tree star* G with stretch factor $k \in \mathbb{N}_{\geq 1}$, target subtree size $t \in \mathbb{R}_{\geq 2k+1}$ and target size $\eta \in \mathbb{N}_{\geq 2t+1}$ as follows. Let T be a stretched tree with parameter k and d maximal subject to $|T| \leq t$. Then G consists of a root r with $\lceil \frac{\eta-1}{|T|} \rceil$ copies of T as child subtrees.

The next lemma provides multiple bounds in preparation for the following proofs. It helps reduce redundancy by allowing calculations to be reused.

Lemma 32. *Let G be a stretched tree star with parameters $k, t, \eta \in \mathbb{N}$. Then it holds that $\eta \leq n \leq \frac{3}{2}\eta$ and $\text{depth}(T) \leq \text{depth}(G) \leq 2k \log t$.*

Proof. For the bounds on n , we consider that $n = \lceil \frac{\eta-1}{|T|} \rceil |T| + 1$. This is guaranteed to be at least η for any positive $|T|$. For the upper bound, we consider that $\eta - n < |T|$, which is less than $\frac{\eta}{2}$ by the parameter restrictions of the definition.

The depth of G is equal to $\text{depth}(T) + 1$. By Lemma 30, the depth of T is at most $k \log t$, and since this is at least 1, we can upper bound $\text{depth}(T) + 1$ by $2\text{depth}(T)$. \square

Next, we lower bound $\rho(G)$ based on the parameters.

Lemma 33. *Let G be a stretched tree star with $k, t, \eta \in \mathbb{N}$, then $\rho(G) \geq \frac{nk(\log(\frac{t}{k}) - \frac{9}{2})}{2(\alpha + n - 1)}$.*

Proof. Based on Lemma 32, we can lower bound the depth d of the original binary tree B with $d \geq \log(\frac{t}{6k})$. Combining this with Lemma 22 yields

$$\text{dist}(r) \geq (n-1) \left(1 + k \left(d - \frac{3}{2} \right) \right) \geq (n-1)k \left(\log \left(\frac{t}{6k} \right) - \frac{3}{2} \right).$$

By lower bounding $\text{cost}(G)$ by $n\text{dist}(r)$, we follow that

$$\rho(G) \geq \frac{n\text{dist}(r)}{2(n-1)(\alpha + n - 1)} \geq \frac{n(n-1)k \left(\log \left(\frac{t}{6k} \right) - \frac{3}{2} \right)}{2(n-1)(\alpha + n - 1)} \geq \frac{nk \left(\log \left(\frac{t}{k} \right) - \frac{9}{2} \right)}{2(\alpha + n - 1)}. \quad \square$$

Theorem 34. *For sufficiently large α and $\eta \in \mathbb{N}_{\geq \alpha}$, there exists a stretched tree star G with $\eta \leq n \leq \frac{3\eta}{2}$ nodes such that G is in BGE and $\rho(G) \geq \frac{1}{4} \log \alpha - \frac{17}{8}$.*

Proof. We construct G as a stretched tree star with the parameters $k = 1$, $t = \frac{\alpha}{15}$, and η as provided. The graph G is evidently in RE since it is a tree.

In order to show that G is in BAE, consider $u, v \in V$ with $\ell(u) \leq \ell(v)$ and $uv \notin E$. Moreover, let $a, b \in V$ be children of r such that $u, v \in T_a \cup T_b \cup \{r\}$. Let T' denote the subgraph induced by $T_a \cup T_b \cup \{r\}$. As u does not get any closer to the root r by adding the edge uv , it suffices to only consider T' , which is a binary tree with at most $\frac{\alpha}{7}$ nodes (for sufficiently large α). Hence, we can apply Lemma 25 to conclude that G is in BAE, as $7k|T'| \leq \alpha$.

Analogously, for a swap $u, v, w \in V$ with $uv \in E, uw \notin E$ and $\ell(u) \leq \ell(w)$, we can again define T' and conclude that the change is restricted to this complete binary tree. So, by applying Lemma 28, we conclude that G is in BSwE.

Hence, the graph G is in BGE. It remains to show the logarithmic lower bound on the PoA. Lemma 33 provides the lower bound

$$\rho(G) \geq \frac{nk \left(\log \left(\frac{t}{k} \right) - \frac{9}{2} \right)}{2(\alpha + n - 1)} = \frac{n(\log t - \frac{9}{2})}{2(\alpha + n - 1)}.$$

We conclude the proof by upper bounding $2(\alpha+n-1)$ in the denominator by $4n$ and simplifying as follows:

$$\rho(G) \geq \frac{n(\log t - \frac{9}{2})}{4n} = \frac{\log \frac{\alpha}{15} - \frac{9}{2}}{4} = \frac{1}{4} \log \alpha - \frac{17}{8}. \quad \square$$

3.2.3 Bilateral Neighborhood Equilibrium on Trees

Here we prove that the PoA of BNE is in $\Theta(\log \alpha)$ for $\alpha \geq n^{1/2+\varepsilon}$, with $\varepsilon > 0$, so it remains asymptotically unchanged in comparison to BSwE and BGE. However, the PoA surprisingly changes to being constant for $\alpha \leq \sqrt{n}$. Thus, we do see that the additional coordination improves the asymptotic PoA, even if this effect only applies to small values of α .

Lemma 35. *Let G be a stretched tree star with parameter $k \in \mathbb{N}$ based on a stretched tree T . Let $k = 1$ or $\alpha \geq 6kn$. Then the graph G is in BNE if $\frac{3n\text{depth}(G)}{\alpha} + 1 \leq \frac{\alpha}{3|T|\text{depth}(G)}$.*

Proof. We start by showing that the conditions imply that $\alpha > 6|T|\text{depth}(G)$. Assume towards a contradiction that $\alpha \leq 6|T|\text{depth}(G)$, then we use $n \geq 2|T| + 1$ to get the lower bound $\frac{3n\text{depth}(G)}{\alpha} + 1 > 2$ and the upper bound $\frac{\alpha}{3|T|\text{depth}(G)} \leq 2$, which contradicts the inequality in the premise.

Now, we consider a neighborhood change around a node $u \in V$ where edges to $A \subseteq V$ get added and existing edges to $R \subseteq V$ get removed. To maintain connectivity, it must hold that $|A| \geq |R|$.

First, we consider the case $u = r$. For each child $v \in V$ of u , there needs to be at least one edge between u and T_v . Paying for more than one edge towards T_v cannot benefit agent u as $\text{dist}(u, T_v) \leq \text{depth}(G)|T| < \frac{\alpha}{6}$. Moreover, agent u is already connected to the 1-median of T_v , so there is also no benefit in swapping the edge for a different target in T_v . Hence, agent u cannot improve if she is the root.

Now, we argue that even if agent u is not the root, she cannot improve by only applying changes restricted to T_u . Just as in the previous case, for each child $v \in V$ of u , there needs to be at least one edge from u to T_v , so the buying cost cannot be reduced. Again, buying an extra edge is also not beneficial since $\text{dist}(u, T_v) < \frac{\alpha}{6}$.

It remains to consider a swap from uv to uw with $w \in T_v$. If $k = 1$, node v is already the 1-median of T_v , so agent u does not benefit from such a swap. If $k > 1$, agent u might benefit from the swap. In the proof of Lemma 28, we have already shown that such a swap can only reduce the distance cost of agent u if it holds that $\text{dist}(u, w) < 5k$. As the swap improves the distance cost of agent w by at most $(\text{dist}(u, w) - 1)n$, we upper bound the distance reduction for agent w by $5kn \leq \frac{5}{6}\alpha$, which is less than she has to pay for the new edge. Thus, agent w is not willing to accept the swap without additional changes. And even if u performs other changes at the same time, as long as they are restricted to T_u , the distance cost of agent w will be reduced by no more than an additional $\text{dist}(u, T_u)$, which is less than $\frac{\alpha}{6}$. Consequently, agent u cannot improve by only doing changes within T_u .

So, assume for the rest of the proof that agent u also does changes outside of T_u . As agent u might still combine these changes with changes internal to T_u , we account for an internal distance benefit of less than $\text{dist}(u, T_u) < \frac{\alpha}{6}$. Next, our analysis focuses on the changes outside of T_u , so we define $A' = A \setminus T_u$ and $R' = R \setminus T_u$, where we assume that $A' \neq \emptyset$ and $|A'| \geq |R'|$. Among the nodes in A' , let $v \in A'$ denote one with the smallest distance to r . In particular, it holds for all $w \in A'$ that $\ell(v) \leq \ell(w)$.

If $\ell(v) \geq \ell(u) - 1$, agent u does not get any closer to r by this change. The distance reduction provided by each new partner in A' is at most $2\text{depth}(G)|T| < \frac{\alpha}{3}$. Hence, the distance cost of agent u is reduced by at most $|A'| \frac{\alpha}{3} + \frac{\alpha}{6}$. If $|A'| > |R'|$, this implies that the distance cost reduction cannot be larger than the additional buying cost of $(|A'| - |R'|)\alpha$ with $|R'| \leq 1$. If $|A'| = |R'| = 1$, the buying cost of agent u does not increase, but as agent u has removed her

parent edge, the distance reduction for agent v is upper bounded by $2\text{depth}(G) |T_u| < \frac{\alpha}{3}$, so agent v does not benefit from the change.

Consequently, we assume that $\ell(v) < \ell(u) - 1$. We now consider requirements such that agents u and v both benefit from this change. Then, we show that these requirements contradict each other from which follows that no mutually beneficial change exists.

The distance reduction for agent u from the complete neighborhood change can be trivially upper bounded by $\text{dist}(u) \leq 2\text{depth}(G)n$. Consequently, the number of new edges going outside of T_u is upper bounded by

$$|A'| < \frac{2n\text{depth}(G)}{\alpha} + 1,$$

where the addition of 1 is due to the fact that u might delete its parent edge, so $|R'| = 1$.

For v , the buying cost increases by α . Let $C \subset V$ denote the children of r . We define

$$C' = \{c \in C \mid T_c \cap ((A' \cup \{u\}) \setminus \{v\}) \neq \emptyset\}$$

and find that the distance from v only decreases to descendants of the nodes in C' , as agent v does not get any closer to the root r . For each $c \in C'$, the distance reduction to the nodes in T_c is trivially upper bounded by $\text{dist}(v, T_c) < 2\text{depth}(G) |T|$. So, for v to benefit from the change, it is necessary that $|C'| > \frac{\alpha}{|T|2\text{depth}(G)}$. Since $u \notin A'$ and $v \in A'$, it holds that $|A'| \geq |C'|$, and thus

$$|A'| > \frac{\alpha}{|T|2\text{depth}(G)}.$$

Finally, we can combine the upper and lower bound to obtain

$$\frac{\alpha}{|T|2\text{depth}(G)} < |A'| < \frac{2n\text{depth}(G)}{\alpha} + 1.$$

By the assumption of the lemma, the lower bound is larger than the upper bound. Thus, there is no $|A'|$ fulfilling the requirements. Consequently, no mutually beneficial neighborhood change exists. \square

Now, we can use Lemma 35 to show a lower bound on the PoA for BNE on trees.

Theorem 36. *For $0 < \varepsilon \leq 1$, sufficiently large $\eta \in \mathbb{N}$ and $9\eta \leq \alpha \leq \eta^{2-\varepsilon}$, there exists a BNE G , with $\eta \leq n \leq \frac{3}{2}\eta$, such that $\rho(G) \geq \frac{\varepsilon}{168} \log \alpha - \frac{3}{28}$.*

Proof. We construct G as a stretched tree star with $k = \lfloor \frac{\alpha}{9\eta} \rfloor$, $t = \eta^{1-\varepsilon/2}$ and η as provided. Using Lemma 32, we upper bound $\text{depth}(G)$ by $2k \log t$, which is upper bounded by $2\frac{\alpha}{9\eta} \log \eta$. We bound the terms from Lemma 35 with

$$\frac{3n\text{depth}(G)}{\alpha} + 1 \leq \frac{3n \cdot 2\frac{\alpha}{9\eta} \log \eta}{\alpha} + 1 = \frac{2n}{3\eta} \log \eta + 1 \leq \log \eta + 1,$$

and with

$$\frac{\alpha}{3|T|\text{depth}(G)} \geq \frac{\alpha}{3t \cdot 2\frac{\alpha}{9\eta} \log \eta} \geq \frac{3\eta}{2t \log \eta} = \frac{3\eta^{\varepsilon/2}}{2 \log \eta}.$$

For sufficiently large η , it holds that $\log \eta + 1$ is smaller than $\frac{3\eta^{\varepsilon/2}}{2 \log \eta}$. Moreover, it holds that $6kn \leq \frac{2\alpha}{3\eta}n \leq \alpha$. Thus, we can apply Lemma 35 to conclude that G is in BNE.

It remains to show the logarithmic lower bound on $\rho(G)$. Lemma 33 gives us the lower bound

$$\rho(G) \geq \frac{nk \left(\log \left(\frac{t}{k} \right) - \frac{9}{2} \right)}{2(\alpha + n - 1)}.$$

Due to $n \leq \frac{3}{2}\eta \leq \frac{1}{6}\alpha$, we can upper bound the denominator by $\frac{7}{3}\alpha$. In the numerator, we lower bound nk by $n\frac{\alpha}{18\eta} \geq \frac{\alpha}{18}$ and $\frac{t}{k}$ by $9\eta^{\varepsilon/2}$. Hence, we get

$$\rho(G) \geq \frac{\frac{\alpha}{18} (\log(9\eta^{\varepsilon/2}) - \frac{9}{2})}{\frac{7}{3}\alpha} = \frac{1}{42} \log(9\eta^{\varepsilon/2}) - \frac{3}{28} \geq \frac{\varepsilon}{84} \log(\eta) - \frac{3}{28}.$$

We conclude the proof by inserting $\alpha^{1/2} \leq \eta$, which implies that

$$\rho(G) \geq \frac{\varepsilon}{168} \log \alpha - \frac{3}{28}. \quad \square$$

Theorem 37. *For $0 < \varepsilon \leq \frac{1}{2}$, sufficiently large $\eta \in \mathbb{N}$ and $\eta^{1/2+\varepsilon} \leq \alpha \leq \eta$, there exists a BNE G , with $\eta \leq n \leq \frac{3}{2}\eta$, such that $\rho(G) \geq \frac{1}{4}\varepsilon \log \alpha - \frac{9}{8}$.*

Proof. We construct G as a stretched tree star with $k = 1$, $t = \eta^\varepsilon$ and η as provided. Using Lemma 32, we bound $\text{depth}(G) \leq 2k \log t$, which is upper bounded by $2\varepsilon \log \eta$. We bound the terms from Lemma 35 with

$$\frac{3n \text{depth}(G)}{\alpha} + 1 \leq \frac{3n \cdot 2\varepsilon \log \eta}{\alpha} + 1 \leq 9\varepsilon \eta^{1/2-\varepsilon} \log \eta + 1,$$

and with

$$\frac{\alpha}{3|T| \text{depth}(G)} \geq \frac{\alpha}{3t \cdot 2\varepsilon \log \eta} \geq \frac{\eta^{1/2}}{6\varepsilon \log \eta}.$$

For sufficiently large η , it holds that $9\varepsilon \eta^{1/2-\varepsilon} \log \eta + 1$ is smaller than $\frac{\eta^{1/2}}{6\varepsilon \log \eta}$, so G is in BNE according to Lemma 35.

It remains to show the logarithmic lower bound on $\rho(G)$. Lemma 33 gives us the lower bound

$$\rho(G) \geq \frac{nk (\log(\frac{t}{k}) - \frac{9}{2})}{2(\alpha + n - 1)}.$$

Due to $\alpha \leq \eta$ and $\eta \leq n$, we can upper bound the denominator by $4n$. Inserting the parameter values in the numerator concludes the proof with the inequality

$$\rho(G) \geq \frac{n (\log(\eta^\varepsilon) - \frac{9}{2})}{4n} = \frac{1}{4}\varepsilon \log \eta - \frac{9}{8} \geq \frac{1}{4}\varepsilon \log \alpha - \frac{9}{8}. \quad \square$$

Looking at the range for α in Theorem 36 and Theorem 36, we see that they do not establish any lower bounds for $\alpha \leq \sqrt{n}$. In fact, there is no meaningful way to apply Lemma 35 for $\alpha \leq \sqrt{n}$, as inserting $\alpha = \sqrt{n}$ gives the inequality $3\sqrt{n} \cdot \text{depth}(G) + 1 \leq \frac{\sqrt{n}}{3|T| \cdot \text{depth}(G)}$, which does not hold for any legal parameters. This is not a fault in our technique, but instead, we show that the PoA is actually constant for this range of α .

Theorem 38. *Let G be a tree with $n \in \mathbb{N}_{\geq 16}$ nodes. If G is in BNE for $\alpha \leq \sqrt{n}$, then $\rho(G) \leq 4$.*

Proof. Let r denote the 1-median and root of G . Let $u \in V$ be a node of maximum layer. If $\ell(u) \leq 2$, the claim holds. So, we assume that $\ell(u) \geq 3$. Moreover, it holds that $\alpha < \frac{n}{2}$. We assume that $n > 4$ and thus $\alpha < \frac{n}{2}$, as otherwise the diameter is at most 3 and the claim holds.

With $i = |\text{Neigh}^3(r)|$, let $\{c_j\}_{j \in [i]}$ denote the nodes in layer 3 sorted descendingly by their subtree size. Let $k = \min\{\lfloor \frac{n}{\alpha} - 1 \rfloor, i\}$. We consider the following change around u . Agent u buys an edge towards r and towards the nodes in $\{c_j\}_{j \in [k]} \setminus \{u\}$.

Agent u pays for at most $\frac{n}{\alpha}$ additional edges, so her buying cost increases by at most n . Connecting to r decreases her distance cost by at least $2\frac{n}{2}$. Further, agent u profits from the new direct connections to the nodes in $\{c_j\}_{j \in [k]} \setminus \{u\}$, so the overall change is beneficial for u .

Each agent $c \in \{c_j\}_{j \in [k]}$ profits because her distance to r decreases by 1, so her distance cost decreases by at least $\frac{n}{2}$ while she only has to pay for one additional edge. Then, agent r must not benefit from the proposed change, as G is in BNE. As agent r decreases her distance to each node in $c \in \{c_j\}_{j \in [k]} \setminus \{u\}$ by 1 and to u by 2, it must hold that $\sum_{j=1}^k |T_{c_j}| < \alpha$. Then, if $i > k$, this allows us to upper bound $|T_{c_{k+1}}|$ as follows

$$|T_{c_{k+1}}| < \frac{\alpha}{k} < \frac{\alpha}{\frac{n}{\alpha} - 2} \leq \frac{\alpha}{\frac{n}{2\alpha}} = 2.$$

So, if the node c_{k+1} exists, then it does not have any children. This means that only the agents $c \in \{c_j\}_{j \in [k]}$ have descendants beyond layer 3. Carrying over from BGE, we get for $c \in \{c_j\}_{j \in [k]}$ that $\text{depth}(T_c) \leq \log \alpha$. We conclude that $\text{dist}(r) \leq 3(n-1) + \alpha \log \alpha$ and apply Theorem 15 to get

$$\rho(G) \leq \frac{\alpha + 3(n-1) + \alpha \log \alpha}{\alpha + (n-1)} \leq 3 + \frac{\sqrt{n}(1 + \log \sqrt{n})}{n} \leq 4. \quad \square$$

3.2.4 Bilateral 3-Strong Equilibrium on Trees

We show that the PoA for 3-BSE on trees is constant. This means allowing coalitions of three agents provides us with the same asymptotics as NE in the unilateral NCG, at least on trees.

The intuition behind the proof is derived from Section 3.2.3, in particular from the PoA lower bound for BNE. In the proof of Lemma 35, we encountered a situation where an agent $u \in V$ from a deep layer attempted to connect to a node $v \in V$ from a layer closer to the root. Adding the edge uv would reduce the distance cost of agent u significantly, so agent u was willing to buy many extra edges to incentivize agent v to accept the connection, but it ultimately failed to provide enough value to offset the increased buying cost of agent v .

Now, we consider 3-BSE and with that we use the following approach: What if agent u does not need to convince agent v to buy an extra edge, but instead to swap an existing one? The swap is possible since agents u and v are part of a coalition, and agent u can collaborate with a third member of the same coalition to provide the incentive. This idea leads us to our first lemma, in which we show that all but one of the child-subtrees of a node have to be shallow.

Lemma 39. *Let G be a tree in 3-BSE with root and 1-median r , then every node $u \in V$ has at most one child $c \in V$ with $\text{depth}(T_c) > 2 \lceil \frac{4\alpha}{n} \rceil + 1$.*

Proof. Assume towards a contradiction that there are two children c, c' of node u whose subtrees have at least depth $2 \lceil \frac{4\alpha}{n} \rceil + 2$. Then, there is a node $z \in T_c$ such that $\ell(z) = \ell(u) + 2 \lceil \frac{4\alpha}{n} \rceil + 3$. Moreover, on the path from c to z , there are nodes $x, y \in T_c$ such that y is the child of x and $\ell(x) = \ell(u) + \lceil \frac{4\alpha}{n} \rceil + 2$. Analogously, we define the nodes $x', y', z' \in T_{c'}$. These paths are visualized in Figure 8 along with an annotation of their layers relative to u .

We now consider a coalitional move by agents x, z and z' , in which the edges xz and zz' get added while edge xy is removed. This move decreases the distance from z to x by $\lceil \frac{4\alpha}{n} \rceil$ and by extension the distance to u . Since the path from z to at least $\frac{n}{2}$ nodes must contain u and since the path to x also gets shorter, the distance cost for z decreases by at least $\lceil \frac{4\alpha}{n} \rceil \cdot (\frac{n}{2} + 1) > 2\alpha$. Thus, even when considering the increased buying cost, agent z profits from this coalitional move. Likewise, the distance cost for z' decreases by at least $(\lceil \frac{4\alpha}{n} \rceil - 1) \cdot \frac{n}{2} > \alpha$, so agent z' also profits by the proposed change.

As G is in 3-BSE, agent x must not benefit from the coalition. The buying cost of agent x remains unchanged, so her distance cost must not improve. The only nodes towards which the distance from x may increase are the nodes in T_y . This increase per node can be upper bounded by the distance increase towards y , which is $\lceil \frac{4\alpha}{n} \rceil$ as the new shortest path goes through z . On the other hand, the distance from x to x' decreases from $2 \lceil \frac{4\alpha}{n} \rceil + 4$ down

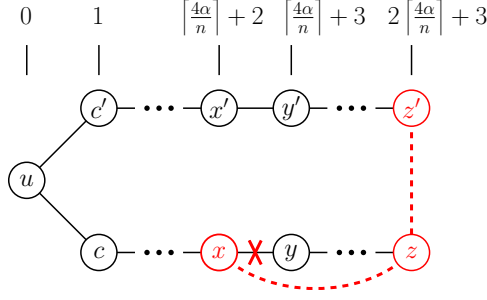


Figure 8: The paths considered in the proof of Lemma 39. The proposed coalitional change is indicated in red (dashed red lines are to be built, the edge xy is to be removed). Nodes outside of the two paths are omitted for simplicity. The labels on top show the layer of the nodes relative to the layer of u .

to $2 + \text{dist}(z', x') = \lceil \frac{4\alpha}{n} \rceil + 3$, this is an improvement by $\lceil \frac{4\alpha}{n} \rceil + 1$. And by extension, the distance to each node in $T_{x'}$ also improves by at least this amount.

As we assume that the distance cost of agent x is not reduced by the coalitional move, we deduce that $(\lceil \frac{4\alpha}{n} \rceil + 1) |T_{x'}| \leq \lceil \frac{4\alpha}{n} \rceil |T_y|$, which implies that $|T_{x'}| < |T_y|$. But, by symmetry, we can also consider the coalition x', z', z , which gives us the bound $|T_x| < |T_{y'}|$. In combination with the inequalities $|T_y| < |T_x|$ and $|T_{y'}| < |T_{x'}|$, we conclude that this is a contradiction, so there cannot be two different child-subtrees with a depth greater than $2 \lceil \frac{4\alpha}{n} \rceil + 1$. \square

With this insight, we now proceed to show a constant PoA.

Theorem 40. *Let G be a tree in 3-BSE, then $\rho(G) \leq 25$.*

Proof. Let $r \in V$ be the 1-median and root of G and let $d = \text{depth}(G)$. For a node u with $\ell(u) = d$, consider the path from r to u denoted by $r = u^0, u^1, \dots, u^d = u$. For $i \in [d]$, we denote the subtree rooted in u^i by T_u^i for better readability.

We work towards establishing an upper bound on $\text{dist}(r)$ based on the path to u . To do so, for any $i, j \in [d]$ with $i + j \leq d$, we can split $\text{dist}(r, T_u^i)$ into its two components $\text{dist}(r, T_u^{i+j})$ and $\text{dist}(r, T_u^i \setminus T_u^{i+j})$.

For any node $v \in T_u^i \setminus T_u^{i+j}$, there is a $k \in [i, i+j]$ such that u_k is the deepest common ancestor of u and v . Then, we can conclude by Lemma 39, that the layer of v is at most $k + 2 \lceil \frac{4\alpha}{n} \rceil + 2$, as otherwise u^k would have two child-subtrees with a layer exceeding the threshold. To keep our formulas simple, we define $x = 2 \lceil \frac{4\alpha}{n} \rceil + 2$ and follow that $\ell(v) \leq i + j + x$.

Inserting this into our upper bound yields the following recursive inequality

$$\text{dist}(r, T_u^i) \leq \text{dist}(r, T_u^{i+j}) + |T_u^i \setminus T_u^{i+j}| (i + j + x).$$

We extend our notation for $i > d$, such that T_u^i denotes an empty subgraph. This allows us to transform the recursion into an infinite sum. Moreover, we fix $i = 0$ since we are interested in $\text{dist}(r) = \text{dist}(r, T_u^0)$. Thus, we get

$$\text{dist}(r) \leq \sum_{k=0}^{\infty} |T_u^{kj} \setminus T_u^{(k+1)j}| ((k+1)j + x) \leq xn + j \sum_{k=0}^{\infty} |T_u^{kj} \setminus T_u^{(k+1)j}| (k+1).$$

Now, we choose $j = \lceil \frac{2\alpha}{n} \rceil + 1$, as this ensures, by Lemma 17, for any $i \in \mathbb{N}$ that T_u^{i+j} contains at most half as many nodes as T_u^i . While this already gives us the bound $|T_u^{kj}| \leq 2^{-k}n$, we insert $2^{-(k+1)}n$ for $|T_u^{kj} \setminus T_u^{(k+1)j}|$ in the sum since this represents the worst case where the deep trees contain as many nodes as possible. This yields

$$\text{dist}(r) \leq xn + j \sum_{k=0}^{\infty} 2^{-(k+1)}n(k+1) = xn + jn \sum_{k=1}^{\infty} 2^{-k}k = xn + 2jn.$$

Substituting x and j by their underlying values finally yields the result

$$\text{dist}(r) \leq \left(2 \left\lceil \frac{4\alpha}{n} \right\rceil + 2\right) n + 2 \left(\left\lceil \frac{2\alpha}{n} \right\rceil + 1 \right) n \leq 16\alpha + 2n + 8\alpha + 2n = 24\alpha + 4n.$$

For $n < 5$, the proposed bound holds for any tree, and for $n \geq 5$, we can upper bound $4n$ by $5(n-1)$. Finally, applying Theorem 15 yields

$$\rho(G) \leq \frac{\alpha + 24\alpha + 5(n-1)}{\alpha + n - 1} \leq 25. \quad \square$$

3.3 The Price of Anarchy for General Networks

Having dealt with equilibria restricted to trees in Section 3.2, we now turn our attention towards general graphs. This means our arguments cannot rely anymore on reducing the distance to a 1-median or on the path between two nodes being unique.

We focus our analysis on the most powerful solution concept, the BSE, for which coalitions of arbitrary size are permitted, as long as all members of the coalition benefit from the proposed change. We show that the PoA is constant for $\alpha \geq n \log n$ and for $\alpha \leq n^{1-\varepsilon}$, with $\varepsilon > 0$, but demonstrate that our technique cannot yield constant bounds for $\alpha = n$. In fact, our argument relies on fairness and this fairness is mutually exclusive with efficiency for $\alpha = n$.

We start by showing that the set of social optima and BSE coincide for $\alpha \leq 1$. Then, for $\alpha > 1$, we show a constant PoA for most ranges of α .

It is already known that for $\alpha \leq 1$ any pairwise stable graph is socially optimal [14], so any BSE also must be socially optimal. So, the following theorem shows that BSE exist for such α . Moreover, it shows that the situation for $\alpha > 1$ is more complicated.

Theorem 41. *For $\alpha < 1$, the clique is the only BSE. For $\alpha = 1$, the set of BSE consists exactly of all graphs with diameter at most 2. For $\alpha > 1$, the star is in BSE, but so are other graphs.*

Proof. We start by lower bounding the cost for an agent $u \in V$ depending on the number of incident edges denoted by $|E_u|$. This will then allow us to argue that agents cannot benefit from any coalitional moves as they already have the lowest cost possible. For any agent $v \in V$, it holds that $\text{dist}(u, v) = 1$ if the edge uv is part of the graph and $\text{dist}(u, v) \geq 2$ otherwise. Thus, the distance cost of agent u is at least $2(n-1) - |E_u|$. Adding the buying cost yields the following inequality for the total cost of agent u :

$$\text{cost}(u) \geq |E_u| \alpha + 2(n-1) - |E_u| = |E_u| (\alpha - 1) + 2(n-1).$$

For any connected graph, it holds that $1 \leq |E_u| \leq n-1$.

For $\alpha < 1$, the lower bound is minimized when $|E_u|$ is maximized. Namely, the bound is $(\alpha + 1)(n-1)$. All agents of the clique already meet the lower bound, hence they cannot improve their cost any further. Furthermore, the clique is the only graph in BSE because Corbo and Parkes [14] have already proven it to be the only pairwise stable graph.

If $\alpha = 1$, the first summand of the lower bound is zero, so only $2(n-1)$ remains. If a graph G has a diameter of at most 2, all agents meet that lower bound and thus cannot improve via any change. If G has a larger diameter, so if there are agents $u, v \in V$ with $\text{dist}(u, v) \geq 3$, they can improve by forming a coalition of size 2 and adding the edge uv .

For $\alpha > 1$, the lower bound is minimal for $|E_u| = 1$ and equals $\alpha + 1 + 2(n-2)$. If G is a star, this lower bound is met exactly by every leaf agent, so none of them want to change the graph. Only the center agent remains, and while her cost can be very large, she has no coalition partners and can only delete existing edges, which is not beneficial as that would disconnect the graph.

Other graphs in BSE exist for $\alpha > 1$. For instance, a path of 4 nodes is in BSE for $\alpha = 100$ since no agent is willing to increase her buying cost, as the additional edge cost outweighs any potential distance reduction. \square

Next, we consider the PoA for $\alpha > 1$. For any given n and α , we show that the agent with the highest cost in an arbitrary graph implies an upper bound on the PoA. The considered graph does not even need to be in BSE. Consequently, it suffices to identify graphs where all agents have a low cost in order to bound the PoA.

Lemma 42. *Let G be a graph with $n \in \mathbb{N}_{\geq 2}$ nodes and let $u \in V_G$ be the agent with the highest cost. Then, for all BSE H with n agents and the same α it holds that $\rho(H) \leq \frac{\text{cost}_G(u)}{\alpha+n-1}$.*

Proof. We show that $\text{cost}(H)$ is at most $2(n-1)\text{cost}_G(u)$, then the claim follows directly by dividing by the socially optimal cost $2(n-1)(\alpha+n-1)$. Let $v \in V_H$ be the agent with the lowest cost in H . If $\text{dist}_H(v) \leq \text{cost}_G(u) - \alpha$, we apply Lemma 14 and get

$$\text{cost}(H) \leq 2\alpha(n-1) + 2(n-1)(\text{cost}_G(u) - \alpha) = 2(n-1)\text{cost}_G(u),$$

so the claim holds.

Otherwise, we have $\text{dist}_H(v) > \text{cost}_G(u) - \alpha$. Since H is connected, the agent v has to pay for at least one edge. Then it holds that $\text{cost}_H(v) > \text{cost}_G(u)$, which implies that the worst-off agent in G has a lower cost than the best-off agent in H . Hence, all agents in H can form a coalition to transform into a graph that is isomorphic to G . As all agents benefit from this change, graph H is not in BSE. \square

Equipped with Lemma 42, we can now construct graphs where the worst-off agent has a low cost. We do so by building trees, in which the cost is distributed evenly over the agents.

Lemma 43. *For $d \in \mathbb{N}_{\geq 2}$ and $n \in \mathbb{N}$, let G be an almost complete d -ary tree with n agents, then for all $u \in V$ holds that $\text{cost}(u) \leq (d+1)\alpha + 2(n-1)\log_d n$.*

Proof. No agent pays for more than d child edges and one parent edge, so the buying cost of any agent is upper bounded by $(d+1)\alpha$. The depth of the tree is upper bounded by $\log_d n$, so the distance between any two nodes is at most $2\log_d n$, giving us the upper bound on the distance cost. \square

Now we can set d depending on the size of α . For $\alpha \geq n \log n$, it suffices to consider binary trees to obtain a good PoA, as the logarithmic distances get dominated by the buying cost.

Theorem 44. *Let G be in BSE and $\alpha \geq n \log n$, then $\rho(G) \leq 5$.*

Proof. We apply Lemma 43 with $d = 2$ and combine it with Lemma 42 to get

$$\rho(G) \leq \frac{3\alpha + 2(n-1)\log n}{\alpha + n - 1} \leq 3 + \frac{2(n-1)\log n}{n \log n} \leq 3 + 2 = 5. \quad \square$$

For α significantly smaller than n , it is necessary to keep the distances small. This can only be achieved by scaling the node degrees, but this is possible here as the buying cost is low.

Theorem 45. *For $\varepsilon \in \mathbb{R}_{>0}$ and $\alpha \leq n^{1-\varepsilon}$, let G be in BSE, then $\rho(G) \leq 3 + \frac{2}{\varepsilon}$.*

Proof. We apply Lemma 43 with $d = \lceil n^\varepsilon \rceil$ and combine it with Lemma 42 to get

$$\rho(G) \leq \frac{(\lceil n^\varepsilon \rceil + 1)\alpha + 2(n-1)\log_{\lceil n^\varepsilon \rceil} n}{\alpha + n - 1}.$$

We upper bound the first summand by using $\lceil n^\varepsilon \rceil + 1 \leq n^\varepsilon + 2$ and inserting the bound for α to get that $(n^\varepsilon + 2)\alpha \leq n + 2n^{1-\varepsilon}$. For the second summand, we do a change of base to convert $\log_{n^\varepsilon} n = \frac{\log n}{\log n^\varepsilon} = \frac{1}{\varepsilon}$ and upper bound with $\frac{2(n-1)}{\varepsilon}$. This gives us the inequality

$$\rho(G) \leq \frac{n + 2n^{1-\varepsilon} + \frac{2(n-1)}{\varepsilon}}{\alpha + n - 1}.$$

Since $\alpha \geq 1$, we lower bound the denominator by n and conclude the proof with

$$\rho(G) \leq 1 + 2n^{-\varepsilon} + \frac{2}{\varepsilon} \leq 3 + \frac{2}{\varepsilon}. \quad \square$$

This bound, however, is only constant with regard to a specific ε , so $\frac{2}{\varepsilon}$ can become arbitrarily large. Moreover, the preceding two theorems still leave a gap for $n^{1-\varepsilon} < \alpha < n \log n$, which is similar to the gap for NE in the NCG, for which no constant PoA has yet been established [3].

By using binary trees, we can show a PoA in $o(\log n)$ for general α .

Theorem 46. *Let G be in BSE, then $\rho(G) \leq 2 + \log \log n + 2 \frac{\log n}{\log \log \log n}$.*

Proof. We apply Lemma 43 with $d = \lceil \log \log n \rceil$ and combine it with Lemma 42 to get

$$\rho(G) \leq \frac{(\lceil \log \log n \rceil + 1)\alpha + 2(n-1) \log_{\lceil \log \log n \rceil} n}{\alpha + n - 1} \leq \log \log n + 2 + \frac{2(n-1) \log_{\log \log n} n}{n-1}.$$

By a change of base, we convert $\log_{\log \log n} n$ to $\frac{\log n}{\log \log \log n}$. The proof concludes with

$$\rho(G) \leq 2 + \log \log n + \frac{2(n-1) \frac{\log n}{\log \log \log n}}{n-1} = 2 + \log \log n + 2 \frac{\log n}{\log \log \log n}. \quad \square$$

Theorem 46 gives a $\mathcal{O}(\frac{\log n}{\log \log \log n})$ bound which is the same as $\mathcal{O}(\frac{\log \alpha}{\log \log \log \alpha})$ for the remaining gap $n^{1-\varepsilon} < \alpha < n \log n$. We suspect that additional improvements can be achieved by refining the parameter d . Nonetheless, it remains open whether there is a constant PoA for α close to n . What we do know, however, is that such a bound cannot be obtained by our technique. The reason being that for a constant PoA for $\alpha = n$, the cost cannot remain evenly distributed across the agents as we scale-up n , as we see in the next theorem.

Theorem 47. *There is no constant $p \in \mathbb{R}$ such that for all $n \in \mathbb{N}$ and $\alpha = n$ there exists a graph G such that for all agents $u \in V$ it holds that $\frac{\text{cost}_G(u)}{\alpha+n-1} \leq p$.*

Proof. Slightly relaxed, the requirement means that no agent may have costs exceeding $2pn$. With regard to the buying costs, this implies that the degree must not be larger than $2p$, which is a constant. We define the constant $k = \sum_{i=0}^{4p} (2p)^i \in \Theta(1)$, and observe that for no agent u there may be more than k nodes in $\text{Neigh}^{\leq 4p}(u)$, as each layer in the shortest path tree from u can contain at most $2p$ as many nodes as the previous layer.

We now choose n such that $\frac{n}{2}$ is larger than k . Let G be a graph according to the premise and let u be an agent. As the distance cost of agent u is upper bounded by $2pn$, at least half of all nodes must be included in $\text{Neigh}^{\leq 4p}(u)$, but that contradicts our previous assessment that $|\text{Neigh}^{\leq 4p}(u)| \leq k < \frac{n}{2}$. Consequently, it is not possible for all agents in G to have costs below $2pn$. In fact, the existence of an agent with distance cost below $2pn$ requires at least one node with a degree in $\Omega(\sqrt[4p]{n})$. \square

As an extension of this theorem, a constant PoA for $\alpha = n$ would imply that some graphs can only reach an equilibrium state through a series of multiple improving coalitional moves. In particular, we have already seen that for $\alpha = n$, every agent in an almost complete binary tree has costs in $\Theta(n \log n)$. But if the PoA is constant, any graph in BSE must have a node with degree $\Omega(\sqrt[4p]{n})$ and thus costs in $\Omega(n \sqrt[4p]{n})$, which is asymptotically worse. Evidently, this transition cannot be achieved in a single move, as only agents within the coalition can increase their degree, but they would only do so if they benefit from the change.

4 Conclusion and Outlook

We analyzed the Bilateral Network Creation Game with regard to solution concepts that allow for different amounts of cooperation among the agents. Our main goal was to study the impact of cooperation on the Price of Anarchy. Previously, only Pairwise Stability, where cooperation is restricted to single edge additions, has been studied.

On tree networks, our results convey the general picture that the Price of Anarchy improves asymptotically as we progress towards more cooperation among the agents. In particular, the significant improvements achieved by Bilateral Swap Equilibria, Bilateral Greedy Equilibria, Bilateral Neighborhood Equilibria and Bilateral 3-Strong Equilibria give valuable insights for system designers. When defining the protocol or contracts by which agents establish and remove connections, a system designer should try to allow for edge swaps or even joint changes by coalitions of size at least 3, instead of only permitting single edges to be removed or added. We consider this to be a positive result, as coordinating a swap or a 3-ways contract is presumably significantly less demanding than coordinating a neighborhood change or joint changes by arbitrarily large coalitions. After all, the more parties are involved, the harder it becomes to find and execute a mutually beneficial change to the infrastructure.

Our results for tree networks raise the most pressing open question of whether these bounds on the Price of Anarchy also carry over to general networks. For the latter, we showed that Bilateral Strong Equilibria have a constant Price of Anarchy for most ranges of α and we conjecture that this extends to the full ranges of α . Settling this conjecture is interesting from a technical point of view, since we have shown that novel techniques are necessary for this. However, coordinating simultaneous infrastructural changes by large coalitions might prove an inconceivable effort in many practical applications. Hence, settling the PoA for solution concepts with more restricted agent coordination seems even more interesting.

Another promising direction for future work is to consider bilateral edge creation in the Generalized Network Creation Game [7, 25], where a given weighted host graph specifies the length of the edges which then influences the buying and the distance cost. With this, it is possible to model the differences between connections present in many real-world settings, e.g., geographical distances between the agents. Alternatively, the bilateral edge creation requirement might be weakened by allowing the incident agents to negotiate fractional cost shares when building an edge, which is a local variant of the cooperative NCG by Demaine et al. [18].

References

- [1] S. Albers, S. Eilts, E. Even-Dar, Y. Mansour, and L. Roditty. On nash equilibria for a network creation game. *ACM TEAC*, 2(1):1–27, 2014.
- [2] C. Àlvarez and A. Messegué. Network creation games: Structure vs anarchy. *arXiv preprint arXiv:1706.09132*, 2017.
- [3] C. Àlvarez and A. Messegué. On the price of anarchy for high-price links. In *WINE 2019*, pages 316–329, 2019.
- [4] N. Andelman, M. Feldman, and Y. Mansour. Strong price of anarchy. *Games and Economic Behavior*, 65(2):289–317, 2009.
- [5] D. Bilò and P. Lenzner. On the tree conjecture for the network creation game. *Theory of Computing Systems*, 64(3):422–443, 2020.
- [6] D. Bilò, L. Gualà, S. Leucci, and G. Proietti. Locality-based network creation games. *ACM Trans. Parallel Comput.*, 3(1):6:1–6:26, 2016.
- [7] D. Bilò, T. Friedrich, P. Lenzner, and A. Melnichenko. Geometric network creation games. In *SPAA 2019*, pages 323–332, 2019.
- [8] D. Bilò, T. Friedrich, P. Lenzner, A. Melnichenko, and L. Molitor. Fair tree connection games with topology-dependent edge cost. In *FSTTCS 2020*, pages 15:1–15:15, 2020.

- [9] D. Bilò, T. Friedrich, P. Lenzner, S. Lowski, and A. Melnichenko. Selfish creation of social networks. In *AAAI 2021*, pages 5185–5193, 2021.
- [10] D. Bilò, L. Gualà, S. Leucci, and G. Proietti. Network creation games with traceroute-based strategies. *Algorithms*, 14(2):35, 2021.
- [11] M. Bullinger, P. Lenzner, and A. Melnichenko. Network creation with homophilic agents. *arXiv preprint arXiv:2204.13757*, 2022.
- [12] A. Chauhan, P. Lenzner, A. Melnichenko, and M. Münn. On selfish creation of robust networks. In *SAGT 2016*, pages 141–152, 2016.
- [13] A. Chauhan, P. Lenzner, A. Melnichenko, and L. Molitor. Selfish network creation with non-uniform edge cost. In *SAGT 2017*, pages 160–172, 2017.
- [14] J. Corbo and D. Parkes. The price of selfish behavior in bilateral network formation. In *PODC 2005*, pages 99–107, 2005.
- [15] A. Cord-Landwehr and P. Lenzner. Network creation games: Think global - act local. In *MFCS 2015*, pages 248–260, 2015.
- [16] A. Cord-Landwehr, A. Mäcker, and F. M. auf der Heide. Quality of service in network creation games. In *WINE 2014*, pages 423–428, 2014.
- [17] B. de Keijzer and T. Janus. On strong equilibria and improvement dynamics in network creation games. *Internet Mathematics*, 1(1):6946, 2019.
- [18] E. D. Demaine, M. Hajiaghayi, H. Mahini, and M. Zadimoghaddam. The price of anarchy in cooperative network creation games. *ACM SIGecom Exchanges*, 8(2):1–20, 2009.
- [19] E. D. Demaine, M. Hajiaghayi, H. Mahini, and M. Zadimoghaddam. The price of anarchy in network creation games. *ACM TALG*, 8(2):1–13, 2012.
- [20] J. Dippel and A. Vetta. An improved bound for the tree conjecture in network creation games. *arXiv preprint arXiv:2106.05175*, 2021.
- [21] H. Echezell, T. Friedrich, P. Lenzner, and A. Melnichenko. Flow-based network creation games. In *IJCAI 2020*, pages 139–145, 2020.
- [22] S. Ehsani, S. S. Fadaee, M. Fazli, A. Mehrabian, S. S. Sadeghabad, M. Safari, and M. Saghafian. A bounded budget network creation game. *ACM TALG*, 11(4):1–25, 2015.
- [23] A. Fabrikant, A. Luthra, E. N. Maneva, C. H. Papadimitriou, and S. Shenker. On a network creation game. In *PODC 2003*, pages 347–351, 2003.
- [24] W. Friedemann, T. Friedrich, H. Gawendowicz, P. Lenzner, A. Melnichenko, J. Peters, D. Stephan, and M. Vaichenker. Efficiency and stability in euclidean network design. In *SPAA 2021*, pages 232–242, 2021.
- [25] T. Friedrich, H. Gawendowicz, P. Lenzner, and A. Melnichenko. Social distancing network creation. In *ICALP 2022*, pages 62:1–62:21, 2022.
- [26] R. L. Graham and P. Hell. On the history of the minimum spanning tree problem. *Annals of the History of Computing*, 7(1):43–57, 1985.
- [27] M. O. Jackson and A. Wolinsky. A strategic model of social and economic networks. *Journal of economic theory*, 71(1):44–74, 1996.

- [28] O. Kariv and S. L. Hakimi. An algorithmic approach to network location problems. i: The p-centers. *SIAM Journal on Applied Mathematics*, 37(3):513–538, 1979.
- [29] E. Koutsoupias and C. H. Papadimitriou. Worst-case equilibria. *Comput. Sci. Rev.*, 3(2): 65–69, 2009.
- [30] P. Lenzner. Greedy selfish network creation. In *WINE 2012*, pages 142–155, 2012.
- [31] H. Lin. On the price of anarchy of a network creation game. *Class final project*, 2003.
- [32] T. L. Magnanti and R. T. Wong. Network design and transportation planning: Models and algorithms. *Transportation science*, 18(1):1–55, 1984.
- [33] A. Mamageishvili, M. Mihalák, and D. Müller. Tree nash equilibria in the network creation game. *Internet Mathematics*, 11(4-5):472–486, 2015.
- [34] E. A. Meirum, S. Mannor, and A. Orda. Network formation games with heterogeneous players and the internet structure. In *EC 2014*, pages 735–752, 2014.
- [35] E. A. Meirum, S. Mannor, and A. Orda. Formation games of reliable networks. In *INFO-COM 2015*, pages 1760–1768, 2015.
- [36] M. Mihalák and J. C. Schlegel. Asymmetric swap-equilibrium: A unifying equilibrium concept for network creation games. In *MFCS 2012*, pages 693–704, 2012.
- [37] M. Mihalák and J. C. Schlegel. The price of anarchy in network creation games is (mostly) constant. *TCS*, 53(1):53–72, 2013.
- [38] R. Rajaraman. Topology control and routing in ad hoc networks: A survey. *ACM SIGACT News*, 33(2):60–73, 2002.